

# RMF accessibility percolation on oriented graphs.

Frank Duque, Daniel Ramirez-Gomez, Alejandro Roldán-Correa, Leon A. Valencia

Instituto de Matemáticas, Universidad de Antioquia  
Medellín, Colombia.

June 2, 2022

## Abstract

Accessibility percolation is a new type of percolation problem inspired by evolutionary biology: a random number, called its fitness, is assigned to each vertex of a graph, then a path in the graph is accessible if fitnesses are strictly increasing through it. In the Rough Mount Fuji (RMF) model the fitness function is defined on the graph as  $\omega(v) = \eta(v) + c \cdot d(v)$ , where  $c$  is a positive number called the drift,  $d$  is the distance to the source of the graph and  $\eta(v)$  are i.i.d. random variables. In this paper, we determine values of  $c$  for having RMF accessibility percolation on four families of graphs: the hypercube, the n-ary trees, the regular trees, and the two-dimensional lattices  $\mathbb{L}^2$  and  $\mathbb{L}_{alt}^2$ .

## 1 Introduction

Let  $G$  be a graph with a distinguished vertex  $v_0$ , and let  $\omega : V(G) \rightarrow \mathbb{R}$  be a function that assigns to each vertex of  $G$  a real number called fitness of the vertex. We say that a path

$$P = v_0 \rightarrow v_1 \rightarrow \cdots \rightarrow v_k$$

is accessible for  $\omega$ , if  $\omega(v_{i+1}) > \omega(v_i)$  for  $i = 0, 1, \dots, k - 1$ .

The study of large accessible paths is related to the classical model for the evolution of an organism that involves mutation and genetic selection, see [17, 18]. Nowak and Krug [13] called *accessibility percolation* to the existence of such large accessible paths. For a complete review on accessibility percolation and its biological motivation see [2, 9, 15]. The fitness function  $\omega$  may be defined in particular random ways, obtaining different accessibility percolation models. The Rough Mount Fuji (RMF) model is obtained when  $\omega_{\eta,c}(v) = \eta(v) + c \cdot d(v)$ , where  $\eta(v)$  independent and identically distributed random variables,  $d(v)$  denotes the distance from  $v$  to  $v_0$  (the source of  $G$ ). The RMF model was first proposed in [1]; see also [3, 5, 7]. Observe that RMF model favors the accessibility percolation when  $c > 0$ , since the drift factor will tend to increase fitness of the vertices throughout paths.

Much of the current accessibility percolation theory is on the unconstrained house of cards (HoC) model, this is a particular case of the RMF model when  $c = 0$ ; some of those works are [3, 4, 7, 8, 10, 13, 14, 15]. About the RMF model, there are fewer results [3, 4, 5, 7, 12, 13, 16]. In this paper, we study the RMF model on four families of graphs: the hypercube, the n-ary

trees, the regular trees, and the two-dimensional lattices  $\mathbb{L}^2$  and  $\mathbb{L}_{alt}^2$ .

Throughout this paper,  $G$  denotes an oriented acyclic graph, with a distinguished vertex  $v_0$  called source, where edges are always directed towards the furthest vertices from the source. Given a distribution function  $F$ , we denote by  $\eta_{G,F}$  the set of independent and identically distributed random variables  $\eta_{G,F} = \{\eta(v)\}_{v \in G}$  where each  $\eta(v)$  has distribution  $F$ . When  $G$  and  $F$  are understood we write  $\eta$  instead of  $\eta_{G,F}$ .

The definition of RMF accessibility percolation changes a bit according to the infiniteness of  $G$ . If  $G$  is infinite, we say that an accessible path  $P$  in  $G$  is large if it starts at the source and it is infinite. Let  $\theta_{RMF}(G, F, c)$  denotes the probability of having a large accessible path for  $\omega_{\eta,c}$  in  $G$ . If  $G$  is an infinite graph, we say that there is RMF (accessible) percolation in  $(G, F, c)$  if  $\theta_{RMF}(G, F, c) > 0$ . If  $G$  is finite, we say that an accessible path  $P$  in  $G$  is large, if it starts at the source and ends at a sink. Let  $\mathcal{G} = (G_1, G_2, \dots)$  be a sequence of finite graphs. We say that there is RMF (accessible) percolation in  $(\mathcal{G}, F, c)$  if  $\lim_{n \rightarrow \infty} \theta_{RMF}(G_n, F, c) = 1$ . In this work, we determine bounds for  $c$  for having RMF accessible percolation.

This paper is organized as follows. In the rest of this section, we introduce some notation and present our results on the hypercube, the  $n$ -ary trees, the regular trees,  $\mathbb{L}^2$  and  $\mathbb{L}_{alt}^2$ . In Section 2 we prove a coupling between RMF and Bernoulli process, this will be used for proving the results in the next sections. In Section 3 we prove our results on  $n$ -ary trees. In Section 4 we prove our results on the hypercube. In Section 5 we prove our results on infinite graphs.

## 1.1 Notation

Throughout this paper, we will employ the following notation. Let  $g, h : \mathbb{N} \rightarrow \mathbb{R}^+$  be any two functions.

(i)  $g(n) \sim h(n)$  means that  $\lim_{n \rightarrow \infty} \frac{g(n)}{h(n)} = 1$ .

(ii)  $g(n) \gtrsim h(n)$  means that  $\limsup_{n \rightarrow \infty} \frac{g(n)}{h(n)} \geq 1$ .

(iii)  $g(n) \lesssim h(n)$  means that  $h(n) \gtrsim g(n)$ .

(iv)  $g(n) = O(h(n))$  means that  $\limsup_{n \rightarrow \infty} \frac{g(n)}{h(n)} < \infty$ .

(v)  $g(n) = \Omega(h(n))$  means that  $h(n) = O(g(n))$ .

(vi)  $g(n) = o(h(n))$  means that  $\lim_{n \rightarrow \infty} \frac{g(n)}{h(n)} = 0$ .

Let  $\{g(n)\}_{n=1}^{\infty}, \{h(n)\}_{n=1}^{\infty}$  be two sequences of random variables.

(vii) We write  $g(n) \sim h(n)$  if, for all  $\epsilon_1, \epsilon_2 > 0$  and  $n$  sufficiently large,

$$\mathbb{P} \left( \left| \frac{g(n)}{h(n)} - 1 \right| < \epsilon_1 \right) > 1 - \epsilon_2.$$

(viii) We write  $g(n) \gtrsim h(n)$  if, for all  $\epsilon_1, \epsilon_2 > 0$  and  $n$  sufficiently large,

$$\mathbb{P} \left( \frac{g(n)}{h(n)} > 1 - \epsilon_1 \right) > 1 - \epsilon_2.$$

## 1.2 Results on the Hypercube

Consider the graph whose vertices are all the binary strings of length  $n$ , and there is an edge between a pair of vertices if they differ in exactly one bit; this graph is known as the hypercube. We denote by  $\mathbb{Q}_n$  the oriented hypercube where edges are always directed toward the vertex with the greater number of ones. In Figure 1 we illustrate the oriented hypercube  $\mathbb{Q}_4$ .

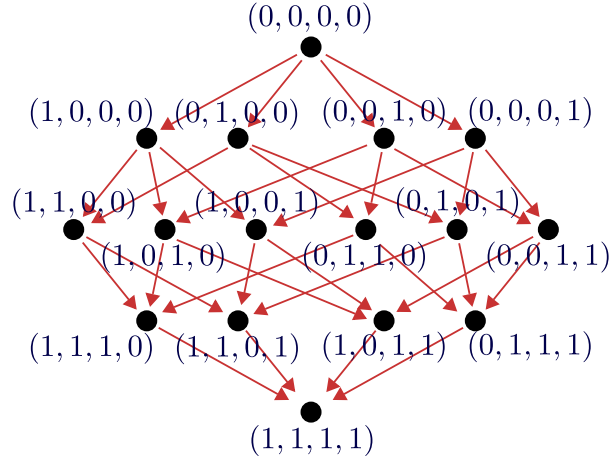


Figure 1: An illustration of the hypercube  $\mathbb{Q}_4$ .

For  $G_n = \mathbb{Q}_n$ , the source of  $\mathbb{Q}_n$  is  $\mathbf{0} = \{0\}^n$  and the sink of  $\mathbb{Q}_n$  is  $\mathbf{1} = \{1\}^n$ . As  $\mathbb{Q}_n$  is a finite graph, in this case  $\theta_{RMF} \langle \mathbb{Q}_n, F, c \rangle$  denotes the probability of having an accessible path for  $\omega_{\eta, c}$ , that starts at  $\mathbf{0}$  and ends at  $\mathbf{1}$ . Let  $\mathcal{Q} = (\mathbb{Q}_1, \mathbb{Q}_2, \mathbb{Q}_3, \dots)$ . As the hypercube is a finite graph, we say that there is RMF accessible percolation in  $(\mathcal{Q}, F, c)$  if  $\lim_{n \rightarrow \infty} \theta_{RMF} \langle \mathbb{Q}_n, F, c \rangle = 1$ .

In [7] the authors obtain a Stochastic Domination between RMF and Bernoulli processes. Then, they bound the number of large paths in the hypercube and determine sufficient conditions for having RMF accessible percolation in  $(\mathcal{Q}, F, c)$ . See Theorem 1 and Proposition 2.

**Theorem 1** ([7]). *Let  $F$  be any probability distribution whose p.d.f. is continuous on its support and whose support is connected. Let  $c_n$  be any strictly positive function of  $n$  such that  $nc_n \rightarrow \infty$  as  $n \rightarrow \infty$ . Then  $\theta_{RMF} \langle \mathbb{Q}_n, F, c_n \rangle$  tends to one as  $n \rightarrow \infty$ .*

Given a distribution  $F$  with p.d.f.  $f$  and a constant  $c$ , provided it exist, we denote by  $MinMass(F, c)$  the minimal probability mass of  $f$  on intervals with length  $c$ :

$$MinMass(F, c) = \min \left\{ \int_{I \subset Supp(f)} f(x) d(x) : I \text{ is an interval with length } c \right\}.$$

**Proposition 2** ([7]). *Suppose that  $F$  has p.d.f.  $f$  with connected and bounded support and  $f$  is continuous on its support. Let  $c$  constant and let  $X = X(n)$  the number of large accessible paths in  $(\mathbb{Q}_n, \omega_{\eta, c})$ . Then*

$$X \gtrsim n! \cdot C^{n-1}$$

where  $C = MinMass(F, c/2)$ .

We modify the procedure used in [7], obtaining a coupling between the RMF model and Bernoulli processes. Then, using preliminary results of [7] on Bernoulli processes, we obtain

alternative conditions on  $F$  for having RMF percolation, and we improve the (asymptotic) bound for the number of large paths. See Theorem 3 and Proposition 4.

**Theorem 3.** *Let  $F$  be any distribution. Let  $c_n$  be any strictly positive function of  $n$  such that  $nc_n \rightarrow \infty$  as  $n \rightarrow \infty$ . If  $\mathbf{0}$  is labeled with  $-\infty$  and  $\mathbf{1}$  is labeled with  $\infty$  then  $\theta_{RMF}(\mathbb{Q}_n, F, c_n)$  tends to one as  $n \rightarrow \infty$ .*

Given a distribution  $F$  and a constant  $c$ , we denote by  $MaxMass(F, c)$  the supremum of the probability mass of  $F$  on intervals with length  $c$ :

$$MaxMass(F, c) = \sup \{F(x + c) - F(x) : x \in \mathbb{R}\}.$$

**Proposition 4.** *Let  $F$  be any distribution and let  $X = X(n)$  the number of large accessible paths in  $(\mathbb{Q}_n, \omega_{\eta, c})$ , where  $c$  is constant. Let  $C = MaxMass(\eta, c)$ .*

1. *If  $\mathbf{0}$  is labeled with  $-\infty$  and  $\mathbf{1}$  is labeled with  $\infty$  then*

$$X \gtrsim n! \cdot C^{n-1}.$$

2. *If  $F$  has p.d.f.  $f$  with connected and bounded support and  $f$  is continuous on its support, then*

$$X \sim \Omega(n! \cdot C^{n-1}).$$

### 1.3 Results on $n$ -ary trees

An  $n$ -ary (complete  $n$ -ary) tree with height  $h$  is a rooted tree, whose vertices at distance at most  $h - 1$  to the root, have  $n$  children. In Figure 2 we illustrate the 2-ary tree with height 4. We denote by  $\mathbb{T}_{n, h}$  the oriented  $n$ -ary tree with height  $h$ , where edges are always directed from parents to children.

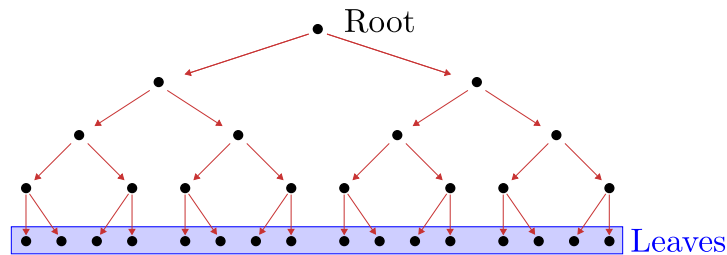


Figure 2: Illustration of the 2-ary tree with height 4,  $\mathbb{T}_{n, h}$ .

As  $n$ -ary trees are finite graphs, in this case large accessible paths go from the source to sinks: the source of  $G_n = \mathbb{T}_{n, h}$  is its root, which is denoted by  $\mathbf{0}$ ; and the sinks are all the leaves, which are defined as the vertices on the tree without children. Thus,  $\theta_{RMF}(\mathbb{T}_{n, h}, F, c)$  denotes the probability of having an accessible path for  $\omega_{\eta, c}$  in  $\mathbb{T}_{n, h}$ , that starts at the root and ends in a leaf. Let  $\mathcal{T} = (\mathbb{T}_{1, h}, \mathbb{T}_{2, h}, \mathbb{T}_{3, h}, \dots)$ , we say that there is RMF accessible percolation in  $(\mathcal{T}, F, c_n)$  if  $\lim_{n \rightarrow \infty} \theta_{RMF}(\mathbb{T}_{n, h}, F, c_n) = 1$ . In Proposition 6 and Theorem 5 we bound the number of large paths on  $n$ -ary trees and determine sufficient conditions for having RMF accessible percolation in  $(\mathcal{T}, F, c_n)$ .

**Theorem 5.** Let  $\mathbb{T}_{n,h}$  be the  $n$ -ary tree with height  $h$ . Let  $F$  be any distribution and let  $c_n$  be any strictly positive function of  $n$  such that  $nc_n \rightarrow \infty$  as  $n \rightarrow \infty$ . If

- $\mathbf{0}$  is labeled with  $-\infty$ , or
- $F$  has p.d.f. with connected and bounded support and it is continuous on its support,

then  $\theta_{RMF} \langle \mathbb{T}_{n,h}, F, c_n \rangle$  tends to one as  $n \rightarrow \infty$ .

**Proposition 6.** Let  $F$  be any distribution and let  $X = X(n)$  the number of large accessible paths in  $(\mathbb{T}_{n,h}, \omega_{\eta,c})$ , where  $c$  is constant. Let  $C = \text{MaxMass}(F, c)$ .

1. If  $\mathbf{0}$  is labeled with  $-\infty$  then

$$X \gtrsim (n \cdot C)^h$$

2. If  $F$  has p.d.f. with connected and bounded support and it is continuous on its support, then

$$X \sim \Omega \left( (n \cdot C)^h \right).$$

## 1.4 Results on infinite graphs

Some graphs that had been of interest for the study of directed percolation are regular trees,  $\mathbb{L}^n$  and  $\mathbb{L}_{alt}^n$  [6]. A  $d$ -directed regular tree is a tree where each vertex has  $d$  children.  $\mathbb{L}^2$  is the graph obtained from the first quadrant of the two-dimensional lattice, whose bonds are oriented in the positive  $x$  and  $y$  directions.  $\mathbb{L}_{alt}^2$  is the graph whose vertices are the  $(x, y) \in \mathbb{Z}^2$  such that  $y \geq 0$  and  $|x| \leq y$ ; and there is a directed edge from  $(x_1, y_1)$  to  $(x_2, y_2)$  if  $y_2 = y_1 + 1$  and  $|x_1 - x_2| \leq 1$ . See Figure 3b for illustrations of  $\mathbb{L}^2$  and  $\mathbb{L}_{alt}^2$ .

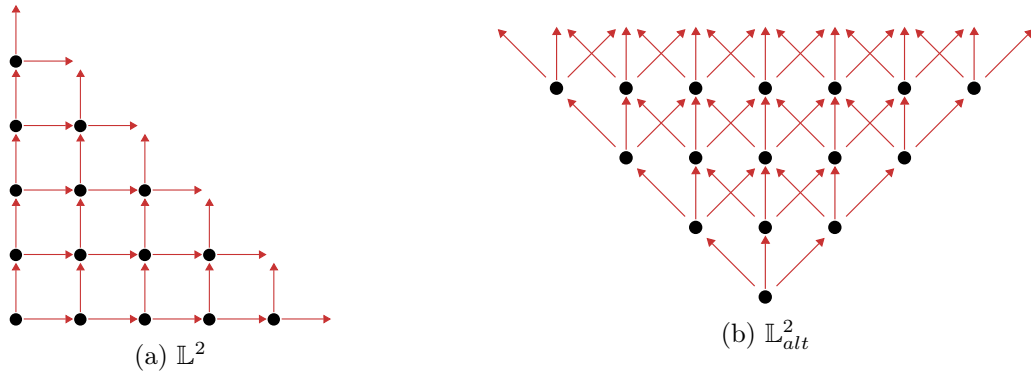


Figure 3: Illustrations of  $\mathbb{L}^2$  and  $\mathbb{L}_{alt}^2$ .

In Section 5, we consider the problem of determining a threshold for having RMF percolation on some infinite graphs: regular trees,  $\mathbb{L}^2$  and  $\mathbb{L}_{alt}^2$ . We determine bounds for  $c$  for having RMF percolation in  $(\mathbb{L}^2, F, c)$  and in  $(\mathbb{L}_{alt}^2, F, c)$ . In this section we also show some computational results from which we estimate the threshold for having RMF percolation in regular trees,  $\mathbb{L}^2$  and  $\mathbb{L}_{alt}^2$ .

## 2 A coupling with site percolation

Let  $\nu_p \in \{0, 1\}^{V(G)}$  be such that  $\mathbb{P}(\nu_p(v) = 1) = p$ . We say that, given a Bernoulli process  $\nu_p$ , a path  $P = v_0 \rightarrow v_1 \rightarrow \dots \rightarrow v_k$  is open if  $\nu_p(v_i) = 1$  for  $i = 0, 1, \dots, k$ . Let

$$\theta_{Ber} \langle G, p \rangle = \text{Probability of having a large open path in } \nu_p.$$

In this section we exhibit a coupling between RMF and Bernoulli processes: we define a probability space, where having open paths implies having accessible paths.

Let  $\mathcal{P}$  be a set of paths in  $G$ . Let  $\nu_p \in \{0, 1\}^{V(G)}$  be a Bernoulli process such that  $\mathbb{P}(\nu_p(v) = 1) = p$ . Then

- $\theta_{Ber} \langle G, \mathcal{P}, p \rangle$  denotes the probability of having a path in  $\mathcal{P}$  open in the Bernoulli process  $\nu_p$ , and
- $\theta_{RMF} \langle G, \mathcal{P}, F, c \rangle$  denotes the probability of having a path in  $\mathcal{P}$  accessible in the RMF process  $(G, \omega_{\eta, c})$ .

**Lemma 7.** *Let  $F$  be any distribution,  $\mathcal{P}$  be a set of paths in  $G$ ,  $c > 0$  and  $p \leq F(x+c) - F(x)$  for some  $x \in \mathbb{R}$ . Then*

$$\theta_{RMF} \langle G, \mathcal{P}, F, c \rangle \geq \theta_{Ber} \langle G, \mathcal{P}, p \rangle.$$

Moreover, if  $X_B$  denotes the number of open paths of  $\mathcal{P}$  on the Bernoulli process  $(G, p)$ , and  $X_{RMF}$  denotes the number of accessible paths of  $\mathcal{P}$  on the RMF process  $(G, \omega_{\eta, c})$  then  $X_{RMF} \gtrsim X_B$ .

*Proof.* We may assume that there exist  $p$  and  $x_c$  such that  $0 < p = F(x_c + c) - F(x_c)$ , the case  $p < F(x_c + c) - F(x_c)$  follow from this one. Let  $\eta = \{\eta(v)\}_{v \in V(G)}$  be a set of i.i.d. random variables with distribution  $F$ . Let

$$\nu(v) = \begin{cases} 1 & \text{if } x_c < \eta(v) \leq x_c + c \\ 0 & \text{otherwise} \end{cases}$$

and

$$\omega_{\eta, c}(v) = \eta(v) + c \cdot d(v).$$

Note that  $\nu$  and  $\omega_{\eta, c}$  are Bernoulli and RMF processes, respectively. Let

$$P = v_0 \rightarrow v_1 \rightarrow \dots \rightarrow v_k$$

be an open path in  $\nu$ . For obtaining the coupling it remains to prove that  $P$  is also an accessible path in  $\omega_{\eta, c}$ . Let  $0 \leq i \leq k-1$ . Then as  $G$  is oriented and have no cycles,  $d(v_{i+1}) = d(v_i) + 1$ ; as  $P$  is open,  $x_c < \eta(v_i) \leq x_c + c$  and  $x_c < \eta(v_{i+1}) \leq x_c + c$ . Thus

$$\begin{aligned} \omega_{\eta, c}(v_{i+1}) - \omega_{\eta, c}(v_i) &= \eta(v_{i+1}) - \eta(v_i) + c \cdot d(v_{i+1}) - c \cdot d(v_i) \\ &= \eta(v_{i+1}) - \eta(v_i) + c \\ &> -c + c = 0. \end{aligned}$$

Therefore, open paths in  $\nu$  are accessible paths in  $\omega_{\eta, c}$ . □

### 3 Proof of results on $n$ -ary trees

According to the proof of Lemma 7, there is coupling from which, open paths in a Bernoulli process are accessible paths in an RMF process. In this section we prove our results on  $n$ -ary trees. First we obtain a site percolation lemma on  $n$  ary trees, where we determine the values of  $p$  for which there are open paths in a Bernoulli process. Then we use this lemma together with Lemma 7 for proving Theorem 5 and Proposition 6.

#### 3.1 Site percolation lemma on $n$ -ary trees

Given a rooted graph  $G$ , consider the  $\ell$ -th level of  $G$ , as the set of vertices whose distance to the root is  $\ell$ . We say that a set  $L$  of vertices in  $G$ , is a *merge* of  $t$  levels of  $G$ , if  $L$  is obtained collecting the vertices in  $t$  levels of  $G$ . In Figure 4 we illustrate the leaves 1 and 3 and a merge of them.

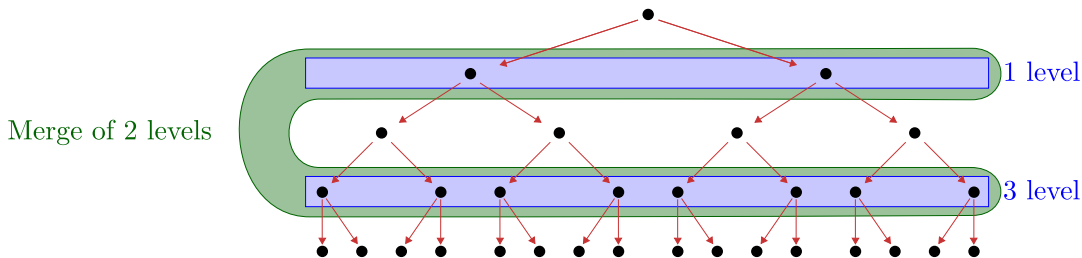


Figure 4: An illustration of a merge of 2 levels: level 1 and level 3.

**Lemma 8.** *Let  $h_0$  be a constant and  $h \geq h_0$ . Let  $L$  be a merge of  $h_0$  levels different to the root level. Let  $\nu_{p_n, \tilde{p}, h_0}$  be a Bernoulli process on  $\mathbb{T}_{n,h}$ , where:*

- $\mathbf{0}$  is present.
- Vertices in  $L$  are present with probability  $\tilde{p} > 0$ .
- Other vertices are present with probability  $p_n > \tilde{p}$ .

Let  $\theta_{Ber} \langle \mathbb{T}_{n,h}, p_n, \tilde{p}, h_0 \rangle$  denotes the probability of having an open path from  $\mathbf{0}$  to a leaf in  $\nu_{p_n, \tilde{p}, h_0}$ . Let  $Y = Y_{n,h,p_n}$  the number of open paths from  $\mathbf{0}$  to a leaf in  $\nu_{p_n, \tilde{p}, h_0}$ . Then

1.  $Y \sim \mathbb{E}(Y) = n^h \tilde{p}^{h_0} p_n^{h-h_0} = \Omega((np_n)^h)$ .
2. If  $np_n \rightarrow \infty$  as  $n \rightarrow \infty$  then  $Var(Y) = o(\mathbb{E}(Y)^2)$ .
3. If  $np_n \rightarrow \infty$  as  $n \rightarrow \infty$  then  $\theta_{Ber} \langle \mathbb{T}_{n,h}, p_n \rangle$  tends to one as  $n \rightarrow \infty$ .

*Proof.* Let  $\mathcal{A}$  denotes the set of paths in  $\mathbb{T}_{n,h}$  from  $\mathbf{0}$  to a leaf. As  $|\mathcal{A}| = n^h$  and each path in  $\mathcal{A}$  is open with probability  $\tilde{p}^{h_0} p_n^{h-h_0}$  then

$$\mu = \mathbb{E}(Y) = n^h \tilde{p}^{h_0} p_n^{h-h_0}.$$

Before we proceed to prove (1), we prove (2):  $Var(Y) = o(\mu^2)$ . Let define an indicator variables  $Y_i$  for each path  $i \in \mathcal{A}$  by

$$Y_i = \begin{cases} 1, & \text{if the } i\text{-th path is open} \\ 0, & \text{other case.} \end{cases}$$

Fix any path  $i_0$  in  $\mathcal{A}$ . For  $0 \leq k \leq h$ , let  $\mathcal{A}_k$  denotes the set of paths in  $\mathcal{A}$  that intersect  $i_0$  in  $k$  non-root vertices. Note that  $|\mathcal{A}_k| = (n-1)n^{h-1-k}$  for  $0 \leq k \leq (h-1)$  and  $|\mathcal{A}_h| = 1$ .

Thus

$$\begin{aligned} \text{Var}(Y) &= \mathbb{E}(Y^2) - \mu^2 = -\mu^2 + \sum_{i,j \in \mathcal{A}} \mathbb{E}(Y_i Y_j) = -\mu^2 + n^h \sum_{j \in \mathcal{A}} \mathbb{E}(Y_{i_0} Y_j) \\ &= -\mu^2 + n^h \sum_{j \in \mathcal{A}_0} \mathbb{E}(Y_{i_0} Y_j) + n^h \sum_{k=1}^{h-1} \sum_{j \in \mathcal{A}_k} \mathbb{E}(Y_{i_0} Y_j) + n^h \mathbb{E}(Y_{i_0}^2) \end{aligned}$$

Note that: if  $j \in \mathcal{A}_0$  then

$$\mathbb{E}(Y_{i_0} Y_j) = \tilde{p}^{2h_0} p_n^{2h-2h_0};$$

and, for  $1 \leq k \leq h-1$ , if  $j \in \mathcal{A}_k$  then

$$\mathbb{E}(Y_{i_0} Y_j) = p_n^{2h-k} \left( \frac{\tilde{p}}{p_n} \right)^{2h_0-s} \leq \left( \frac{\tilde{p}}{p_n} \right)^{h_0} p_n^{2h-k},$$

where  $0 \leq s \leq \min\{k, h_0\}$  is the number of vertices in  $i_0 \cap j \cap L$ .

Thus

$$\begin{aligned} \text{Var}(Y) &\leq -\mu^2 + n^h |\mathcal{A}_0| \tilde{p}^{2h_0} p_n^{2h-2h_0} \\ &\quad + n^h \left( \frac{\tilde{p}}{p_n} \right)^{h_0} \sum_{k=1}^{h-1} |\mathcal{A}_k| p_n^{2h-k} + n^h \tilde{p}^{h_0} p_n^{h-h_0} \\ &= \frac{-\mu^2}{n} + \mu^2 \left( \frac{p_n}{\tilde{p}} \right)^{h_0} \frac{n-1}{n} \sum_{k=1}^{h-1} \left( \frac{1}{np_n} \right)^k + o(\mu^2) \\ &= o(\mu^2). \end{aligned}$$

For proving (3) recall that, if  $X$  is a random variable with finite expected value and finite and nonzero second moment, then

$$\mathbb{P}(X \neq 0) \geq \frac{\mathbb{E}(X)^2}{\mathbb{E}(X^2)};$$

thus, as

$$\mathbb{P}(Y \neq 0) \geq \frac{\mathbb{E}(Y)^2}{\mathbb{E}(Y^2)} = \frac{\mathbb{E}(Y)^2}{\mathbb{E}(Y)^2 + o(\mathbb{E}(Y)^2)}$$

then  $\lim_{n \rightarrow \infty} \mathbb{P}(Y \geq 1) = 1$ .

Prove of (1) follows from

$$\mathbb{P}\left(\left|\frac{Y}{\mu} - 1\right| < \epsilon\right) \geq 1 - \frac{\text{Var}(Y)}{\epsilon^2 \mu^2} = 1 - o(1)$$

□



### 3.2 RMF on $n$ -ary trees with negligible root

In this section we prove first part of Proposition 6 and first part of Theorem 5; parts in which the root of  $\mathbb{T}_{n,h}$  is labeled with  $-\infty$ .

**Proposition 9.** *Let  $F$  be any distribution and let  $X = X(n)$  be the number of large accessible paths in  $(\mathbb{T}_{n,h}, \omega_{\eta,c})$ , where  $c$  is constant. If the root of  $\mathbb{T}_{n,h}$  is labeled with  $-\infty$  then*

$$X \gtrsim (n \cdot C)^h$$

where  $C = \text{MaxMass}(F, c)$ .

*Proof.* Let  $\epsilon > 0$  and let  $x_\epsilon \in \mathbb{R}$  be such that

$$C - \epsilon < F(x_\epsilon + c) - F(x_\epsilon) \leq C.$$

Let  $X_{\text{Ber}(C-\epsilon)}$  denotes the number of open large paths on the Bernoulli process  $\nu_{(C-\epsilon)}$ , and  $X_{\text{RMF}}$  denotes the number of accessible large paths on the RMF process  $(\mathbb{T}_{n,h}, \omega_{\eta,c})$  then, by Lemma 7

$$X_{\text{RMF}} \gtrsim X_{\text{Ber}(C-\epsilon)}.$$

Thus, by (1) in Lemma 8 with  $h_0 = 0$ ,

$$X_{\text{Ber}(C-\epsilon)} \gtrsim n^h (C - \epsilon)^h$$

and

$$X_{\text{RMF}} \gtrsim \sup_{\epsilon > 0} \left\{ n^h (C - \epsilon)^h \right\} = n^h C^h.$$

□

**Proposition 10.** *Let  $\mathbb{T}_{n,h}$  be the  $n$ -ary tree with height  $h$ . Let  $F$  be any distribution. Let  $c_n$  be any strictly positive function of  $n$  such that  $nc_n \rightarrow \infty$  as  $n \rightarrow \infty$ . If  $\mathbf{0}$  is labeled with  $-\infty$ , then  $\theta_{\text{RMF}} \langle \mathbb{T}_{n,h}, F, c_n \rangle$  tends to one as  $n \rightarrow \infty$ .*

*Proof.* Note that we may assume  $c_n \leq c_1$ , for  $n \geq 1$ ; other cases follow from this one.

Let  $\epsilon_n = 2^{\lfloor \log_2(\frac{c_n}{c_1}) \rfloor} c_1$ . Note that  $\frac{c_n}{2} < \epsilon_n \leq c_n$  and  $n\epsilon_n \rightarrow \infty$  as  $n \rightarrow \infty$ . As  $\theta_{\text{RMF}} \langle \mathbb{T}_{n,h}, F, c_n \rangle \geq \theta_{\text{RMF}} \langle \mathbb{T}_{n,h}, F, \epsilon_n \rangle$  it is enough to prove that  $\theta_{\text{RMF}} \langle \mathbb{T}_{n,h}, F, \epsilon_n \rangle$  tends to one as  $n \rightarrow \infty$ .

Let  $m$  and  $x_1$  be such that

$$F(x_1 + \epsilon_1) - F(x_1) = m\epsilon_1 > 0.$$

Let  $p_n = m\epsilon_n$  and note that  $np_n \rightarrow \infty$  as  $n \rightarrow \infty$ . By Lemma 7 and Lemma 8, it is enough to prove the existence of a sequence  $x_n$ , such that

$$F(x_n + \epsilon_n) - F(x_n) \geq p_n.$$

Let  $I_1 = (x_1, x_1 + \epsilon_1]$ . Let  $I_k$  be the sequence of intervals such that, if  $I_k = (a, b]$  and  $c = (a + b)/2$  then

$$I_{k+1} = \begin{cases} (a, c] & \text{if } F(c) - F(a) \geq F(b) - F(c) \\ (c, b] & \text{if } F(c) - F(a) < F(b) - F(c) \end{cases}$$

It follows by recursion that, if  $I_k = (a_k, b_k]$  then:  $b_k - a_k = 2^{-k}\epsilon_1$  and  $F(b_k) - F(a_k) \geq 2^{-k}m\epsilon_1$ . Thus, for each  $n$  there exists a  $k$  such that  $\epsilon_n = b_k - a_k$  and

$$F(a_k + \epsilon_n) - F(a_k) = F(b_k) - F(a_k) \geq 2^{-k}m\epsilon_1 = m\epsilon_n = p_n.$$

□

### 3.3 RMF on $n$ -ary trees with nice p.d.f.

In this section we prove the second part of Proposition 6 and the second part of Theorem 5; parts in which is assumed that  $F$  has p.d.f. with connected and bounded support and it is continuous on its support.

**Proposition 11.** *Let  $\mathbb{T}_{n,h}$  be the  $n$ -ary tree with height  $h$ . Let  $F$  be a distribution with p.d.f.  $f$  whose support is connected and bounded and  $f$  is continuous on its support. Let  $X$  denotes the number of large accessible paths in  $(\mathbb{T}_{n,h}, \omega_{\eta,c})$ , where  $c$  is constant and let  $C = \text{MaxMass}(F, c)$ . Then*

$$X \sim \Omega\left((n \cdot C)^h\right).$$

*Proof.* Let  $I_{\max}$  be an interval with length  $c$  such that  $C = \int_{I_{\max}} f(x)d(x)$ . See Figure 5. Note that there exist a sequence of intervals  $I_1, I_2, \dots, I_{h_0}$  each one with length  $c/2$  such that:

- $\bigcup_{i=1}^{h_0} I_i \subset \text{Supp}(f)$ .
- For  $1 \leq i \leq h_0 - 1$ , if  $x_i \in I_i$  and  $x_{i+1} \in I_{i+1}$  then  $|x_{i+1} - x_i| < c$ .
- There is no an  $x$  in  $\text{Supp}(f) \setminus I_1$  to the right of  $I_1$ .
- $I_{h_0} \subset I_{\max}$ .

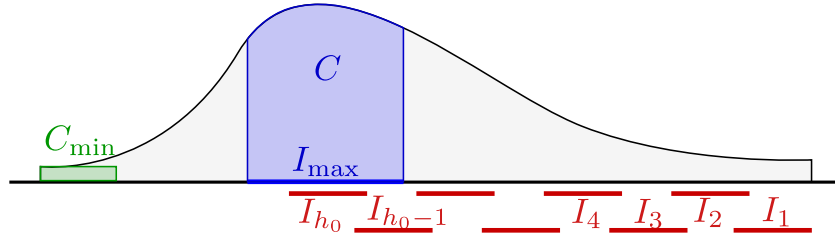


Figure 5: An illustration of  $C$ ,  $C_{\min}$  and intervals in proof of Proposition 11.

Let  $C_{\min} = \text{MinMass}(F, c/2)$ . As  $f$  is continuous on  $\text{Supp}(f)$  and  $\text{Supp}(f)$  is connected and bounded, then  $C_{\min} > 0$ . Without loss of generality we assume that  $h > h_0$ . Then we define a Bernoulli process  $\zeta$  on  $\mathbb{T}_{n,h}$ , as follows.

For a vertex  $v_d$  at distance  $d$  to  $\mathbf{0}$ , let

$$\zeta(v_d) = \begin{cases} 1 & \text{if } d = 0 \\ 1 & \text{if } \eta(v_d) \in I_d \text{ and } 1 \leq d \leq h_0 \\ 1 & \text{if } \eta(v_d) \in I_{\max} \text{ and } d > h_0 \\ 0 & \text{otherwise} \end{cases}$$

Let  $P = v_0 \rightarrow v_1 \rightarrow \dots \rightarrow v_h$  be an open path in  $\zeta$ . As  $\mathbb{T}_{n,h}$  is oriented, for  $0 \leq i \leq h-1$   $d(v_{i+1}) = d(v_i) + 1$  and

$$\begin{aligned}\omega_{\eta,c}(v_{i+1}) - \omega_{\eta,c}(v_i) &= \eta(v_{i+1}) - \eta(v_i) + c \cdot d(v_{i+1}) - c \cdot d(v_i) \\ &= \eta(v_{i+1}) - \eta(v_i) + c \\ &> -c + c = 0\end{aligned}$$

Thus, open paths in  $\zeta$  implies accessible paths in  $(\mathbb{T}_{n,h}, \omega_{\eta,c})$ .

See the definition of  $\nu_{p_n \bar{p}, h_0}$  in Lemma 8 and note that

$$\begin{aligned}\mathbb{P}(\zeta(v_d) = 1) &= \begin{cases} 1 & \text{if } d = 0 \\ \mathbb{P}(\eta(v_d) \in I_d) & \text{if } 1 \leq d \leq h_0 \\ \mathbb{P}(\eta(v_d) \in I_{\max}) & \text{if } d > h_0 \end{cases} \\ &\geq \begin{cases} 1 & \text{if } d = 0 \\ C_{\min} & \text{if } 1 \leq d \leq h_0 \\ C & \text{if } d > h_0 \end{cases} \\ &= \mathbb{P}(\nu_{C, C_{\min}, h_0}(v_d) = 1)\end{aligned}$$

thus, by Lemma 8, the number of open paths in  $\zeta$  is  $\sim \Omega(n^h \cdot C^h)$  and

$$X \sim \Omega(n^h \cdot C^h).$$

□

**Proposition 12.** *Let  $\mathbb{T}_{n,h}$  be the  $n$ -ary tree with height  $h$ . Let  $F$  be a distribution with p.d.f.  $f$  whose support is connected and bounded and  $f$  continuous on its support. If  $c_n$  is a strictly positive function of  $n$  such that  $nc_n \rightarrow \infty$  as  $n \rightarrow \infty$ , then  $\theta_{RMF} \langle \mathbb{T}_{n,h}, F, c_n \rangle$  tends to one as  $n \rightarrow \infty$ .*

*Proof.* Let  $\delta > 0$  and let  $a_\delta$  be in the interior of  $Supp(f)$  such that

$$\int_{a_\delta}^{\infty} f(x) d(x) > 1 - \delta.$$

Let  $I_0 = Supp(f) \cap [a_\delta, \infty]$  and let  $\theta_{RMF} \langle \mathbb{T}_{n,h}, F, c_n | \eta(\mathbf{0}) \in I_0 \rangle$  denotes the probability of having a large accessible path in  $\omega_{\eta,c}$ , given that the label of the root of  $\mathbb{T}_{n,h}$  is in  $I_0$ . Thus

$$\begin{aligned}\theta_{RMF} \langle \mathbb{T}_{n,h}, F, c_n \rangle &\geq \mathbb{P}(\eta(\mathbf{0}) \in I_0) \theta_{RMF} \langle \mathbb{T}_{n,h}, F, c_n | \eta(\mathbf{0}) \in I_0 \rangle \\ &> (1 - \delta) \theta_{RMF} \langle \mathbb{T}_{n,h}, F, c_n | \eta(\mathbf{0}) \in I_0 \rangle\end{aligned}$$

It remains to prove that  $\theta_{RMF} \langle \mathbb{T}_{n,h}, F, c_n | \eta(\mathbf{0}) \in I_0 \rangle$  tends to one as  $n \rightarrow \infty$ .

Without lost of generality, we may assume that, for  $n \geq 1$ ,  $c_n \leq c_1 < length(I_0)$ ; other case follows this one. For  $n \geq 1$  let  $I_n$  be the interval  $[a_\delta, a_\delta + c_n]$  and let

$$p_n = \int_{I_n} f(x) d(x).$$

Let  $t$  be the minimum of  $f$  on  $I_1$ , note that  $t$  is greater or equal than the minimum of  $f$  on  $I_n$ , for  $n \geq 1$ , thus  $np_n \geq ntc_n$ . Therefore, as  $nc_n \rightarrow \infty$  as  $n \rightarrow \infty$ , then  $np_n \rightarrow \infty$  as  $n \rightarrow \infty$ . Let  $\theta_{Ber} \langle \mathbb{T}_{n,h}, p \rangle$  denotes the probability of having a large open path on a Bernoulli process with probability  $p$  on  $\mathbb{T}_{n,h}$ , where the root is open. In the following we prove that

$$\theta_{RMF} \langle \mathbb{T}_{n,h}, F, c_n | \eta(\mathbf{0}) \in I_0 \rangle \geq \theta_{Ber} \langle \mathbb{T}_{n,h}, p_n \rangle, \quad (1)$$

thus the result follows by Lemma 8.

Define a Bernoulli process  $\zeta$  on  $\mathbb{T}_{n,h}$ , as follows. For a vertex  $v_d$  at distance  $d$  to  $\mathbf{0}$ , let

$$\zeta(v_d) = \begin{cases} 1 & \text{if } d = 0 \\ 1 & \text{if } \eta(v_d) \in I_n \text{ and } d > 1 \\ 0 & \text{otherwise} \end{cases}$$

Let  $P = v_0 \rightarrow v_1 \rightarrow \dots \rightarrow v_k$  be an open path in  $\zeta$ . Let  $0 \leq i \leq h-1$ . As  $\mathbb{T}_{n,h}$  is oriented,  $d(v_{i+1}) = d(v_i) + 1$  and

$$\begin{aligned} \omega_{\eta,c}(v_{i+1}) - \omega_{\eta,c}(v_i) &= \eta(v_{i+1}) - \eta(v_i) + c \cdot d(v_{i+1}) - c \cdot d(v_i) \\ &= \eta(v_{i+1}) - \eta(v_i) + c \\ &> -c + c = 0 \end{aligned}$$

Thus, open paths in  $\zeta$  implies accessible paths in  $(\mathbb{T}_{n,h}, \omega_{\eta,c})$  and Equation 1 holds.  $\square$

## 4 Proof of results on the Hypercube

In this section we modify some results obtained in [7] for site percolation in  $\mathbb{Q}_n$  and prove Theorem 3 and Proposition 4. The structure of this section is similar to the structure of Section 3, first we obtain site percolation lemmas on the hypercube, then we use them with Lemma 7 for proving our results on the hypercube.

### 4.1 Site percolation lemmas on the hypercube

**Lemma 13.** *Let  $n_0$  be a constant and  $n \geq n_0$ . Let  $L$  be a merge of  $n_0$  levels of  $\mathbb{Q}_n$  different from the first and last levels. Let  $\nu_{p_n, \tilde{p}, n_0}$  be a Bernoulli process on  $\mathbb{Q}_n$ , where:*

- $\mathbf{0}$  and  $\mathbf{1}$  are present.
- Vertices in  $L$  are present with probability  $\tilde{p} > 0$ .
- Other vertices are present with probability  $p_n > \tilde{p}$ .

Let  $\theta_{Ber} \langle \mathbb{Q}_n, p_n, \tilde{p}, n_0 \rangle$  denotes the probability of having an open path of  $\mathbb{Q}_n$  from  $\mathbf{0}$  to  $\mathbf{1}$  in  $\nu_{p_n, \tilde{p}, n_0}$ . Let  $Y = Y_{n, p_n}$  the number of open paths from  $\mathbf{0}$  to  $\mathbf{1}$  where  $\nu_{p_n, \tilde{p}, n_0}$  is as above. Then

1.  $Y \sim \mathbb{E}(Y) = n! \tilde{p}^{n_0} p_n^{n-n_0-1} = \Omega(n! p_n^n)$ .
2. If  $np_n \rightarrow \infty$  as  $n \rightarrow \infty$  then  $\text{Var}(Y) = o(\mathbb{E}(Y)^2)$ .
3. If  $np_n \rightarrow \infty$  as  $n \rightarrow \infty$  then  $\theta_{Ber} \langle \mathbb{Q}_n, p_n, \tilde{p}, n_0 \rangle$  tends to one as  $n \rightarrow \infty$ .

*Proof.* Let  $\mathcal{A}$  denotes the set of paths in  $\mathbb{Q}_n$  from  $\mathbf{0}$  to  $\mathbf{1}$ . As  $|\mathcal{A}| = n!$  and each path in  $\mathcal{A}$  is open with probability  $\tilde{p}^{n_0} p_n^{n-n_0-1}$  then

$$\mu = \mathbb{E}(Y) = n! \tilde{p}^{n_0} p_n^{n-n_0-1}.$$

Before we proceed to prove (1) we prove (2):  $Var(Y) = o(\mu^2)$ . Let define an indicator variables  $Y_i$  for each path  $i \in \mathcal{A}$  by

$$Y_i = \begin{cases} 1, & \text{if the } i\text{-th path is open} \\ 0, & \text{other case.} \end{cases}$$

Fix any path  $i_0$  in  $\mathcal{A}$ . For  $0 \leq k \leq n-1$ , let  $\mathcal{A}_k$  denotes the set of paths in  $\mathcal{A}$  that intersect  $i_0$  in  $k$  interior vertices. Thus

$$\begin{aligned} Var(Y) &= \mathbb{E}(Y^2) - \mu^2 = -\mu^2 + \sum_{i,j \in \mathcal{A}} \mathbb{E}(Y_i Y_j) = -\mu^2 + n! \sum_{j \in \mathcal{A}} \mathbb{E}(Y_{i_0} Y_j) \\ &= -\mu^2 + n! \sum_{j \in \mathcal{A}_0} \mathbb{E}(Y_{i_0} Y_j) + n! \sum_{k=1}^{n-1} \sum_{j \in \mathcal{A}_k} \mathbb{E}(Y_{i_0} Y_j) \end{aligned}$$

Note that: if  $j \in \mathcal{A}_0$  then

$$\mathbb{E}(Y_{i_0} Y_j) = \tilde{p}^{2n_0} p_n^{2n-2n_0-2},$$

and, for  $1 \leq k \leq n-1$ , if  $j \in \mathcal{A}_k$  then

$$\mathbb{E}(Y_{i_0} Y_j) = p_n^{2n-2-k} \left( \frac{\tilde{p}}{p_n} \right)^{2n_0-s} \leq \left( \frac{\tilde{p}}{p_n} \right)^{n_0} p_n^{2n-2-k},$$

where  $0 \leq s \leq \min\{k, n_0\}$  is the number of vertices in  $i_0 \cap j \cap L$ . Let  $T(n, k)$  denotes the number of paths from  $\mathbf{0}$  to  $\mathbf{1}$  that intersect  $i_0$  in exactly  $k-1$  interior nodes. Thus

$$\begin{aligned} Var(Y) &\leq -\mu^2 + n! T(n, 1) \tilde{p}^{2n_0} p_n^{2n-2n_0-2} + n! \left( \frac{\tilde{p}}{p_n} \right)^{n_0} \sum_{k=1}^{n-1} T(n, k+1) p_n^{2n-2-k} \\ &= -\mu^2 + \mu^2 \frac{T(n, 1)}{n!} + \mu^2 \left( \frac{p_n}{\tilde{p}} \right)^{n_0} \sum_{k=2}^n \frac{T(n, k)}{n! p_n^{k-1}} \end{aligned}$$

In order to prove (2) we use the follows bounds for  $T(n, k)$  obtained in [7]. In Proposition 2.5 in [7] it was proved that

$$n!(1 - O(1/n)) \leq T(n, 1) \leq n!.$$

In Equation 3.4 of [7] it was proved that, if  $np_n \rightarrow \infty$  as  $n \rightarrow \infty$ , then

$$\sum_{k=2}^n \frac{T(n, k)}{n! p_n^{k-1}} = o(1) \tag{2}$$

from which

$$Var(Y) \leq -\mu^2 + \mu^2 + \mu^2 \left( \frac{p_n}{\tilde{p}} \right)^{n_0} o(1) = o(\mu^2)$$

For proving (3) recall that, if  $X$  is a random variable with finite expected value and finite nonzero second moment, then

$$\mathbb{P}(X \neq 0) \geq \frac{\mathbb{E}(X)^2}{\mathbb{E}(X^2)};$$

thus, as

$$\mathbb{P}(Y \neq 0) \geq \frac{\mathbb{E}(Y)^2}{\mathbb{E}(Y^2)} = \frac{\mathbb{E}(Y)^2}{\mathbb{E}(Y)^2 + o(\mathbb{E}(Y)^2)}$$

then  $\lim_{n \rightarrow \infty} \mathbb{P}(Y \geq 1) = 1$ .

Prove of (1) follows from

$$\mathbb{P}\left(\left|\frac{Y}{\mu} - 1\right| < \epsilon\right) \geq 1 - \frac{\text{Var}(Y)}{\epsilon^2 \mu^2} = 1 - o(1)$$

□

The following lemma may be obtained as a particular case of the proof of Lemma 13 (when  $n_0 = 0$ ). Results in this Lemma were also proven in [7].

**Lemma 14.** *Let  $\nu_{p_n}$  be a process on  $\mathbb{Q}_n$ , where  $\mathbf{0}$  and  $\mathbf{1}$  are present and where every other vertex is present with probability  $p$ . Let  $\theta_{Ber} \langle \mathbb{Q}_n, p_n \rangle$  denotes the probability of having an open path of  $\mathbb{Q}_n$  from  $\mathbf{0}$  to  $\mathbf{1}$ . Let  $Y = Y_{n,p_n}$  the number of open paths from  $\mathbf{0}$  to  $\mathbf{1}$  where  $\nu_{p_n}$  is as above. Then*

1.  $Y \sim \mathbb{E}(Y) = n! p_n^{n-1} \approx \frac{\sqrt{2\pi n}}{p_n} \left(\frac{np_n}{e}\right)^n$ .
2. If  $np_n \rightarrow \infty$  as  $n \rightarrow \infty$  then  $\text{Var}(Y) = \mathbb{E}(Y) + o(\mathbb{E}(Y)^2)$ .
3. If  $np_n \rightarrow \infty$  as  $n \rightarrow \infty$  then  $\theta_{Ber} \langle \mathbb{Q}_n, p_n \rangle$  tends to one as  $n \rightarrow \infty$ .

## 4.2 RMF on the hypercube with negligible $\mathbf{0}$ and $\mathbf{1}$ .

In this section we prove Theorem 3 and first part of Proposition 4; cases in which we assume that  $\mathbf{0}$  is labeled with  $-\infty$  and  $\mathbf{1}$  is labeled with  $\infty$ .

**Proposition 15.** *Let  $F$  be any distribution and let  $X = X(n)$  be the number of large accessible paths in  $(\mathbb{Q}_n, \omega_{\eta,c})$ , where  $c$  is constant. If  $\mathbf{0}$  is labeled with  $-\infty$  and  $\mathbf{1}$  is labeled with  $\infty$  then*

$$X \gtrsim n! \cdot C^{n-1}$$

where  $C = \text{MaxMass}(F, c)$ .

*Proof.* Let  $\epsilon > 0$  and let  $x_\epsilon \in \mathbb{R}$  be such that

$$C - \epsilon < F(x_\epsilon + c) - F(x_\epsilon) \leq C.$$

Let  $X_{Ber(C-\epsilon)}$  denotes the number of open large paths on the Bernoulli process  $\nu_{(C-\epsilon)}$ , and  $X_{RMF}$  denotes the number of accessible large paths on the RMF process  $(\mathbb{Q}_n, \omega_{\eta,c})$  then, by Lemma 7

$$X_{RMF} \gtrsim X_{Ber(C-\epsilon)}.$$

Thus, by (1) in Lemma 14 with  $n_0 = 0$ ,

$$X_{Ber(C-\epsilon)} \gtrsim n!(C-\epsilon)^{n-1}$$

and

$$X_{RMF} \gtrsim \sup_{\epsilon > 0} \left\{ n!(C-\epsilon)^{n-1} \right\} = n!C^{n-1}.$$

□

**Proof of Theorem 3.** Let  $F$  be any probability distribution. Let  $c_n$  be any strictly positive function of  $n$  such that  $nc_n \rightarrow \infty$  as  $n \rightarrow \infty$ . Here we assume that  $\mathbf{0}$  is labeled with  $-\infty$  and  $\mathbf{1}$  is labeled with  $\infty$ , and we prove that  $\theta_{RMF} \langle \mathbb{Q}_n, F, c_n \rangle$  tends to one as  $n \rightarrow \infty$ .

Note that we may assume that  $c_1 > 0$  and  $c_n \leq c_1$  for  $n \geq 1$ ; other cases follow from this one. Let  $\epsilon_n = 2^{\lfloor \log_2(\frac{cn}{c_1}) \rfloor} c_1$ . Note that  $\frac{cn}{2} < \epsilon_n \leq c_n$  and  $n\epsilon_n \rightarrow \infty$  as  $n \rightarrow \infty$ . As  $\theta_{RMF} \langle \mathbb{Q}_n, F, c_n \rangle \geq \theta_{RMF} \langle \mathbb{Q}_n, F, \epsilon_n \rangle$  it is enough to prove that  $\theta_{RMF} \langle \mathbb{Q}_n, F, \epsilon_n \rangle$  tends to one as  $n \rightarrow \infty$ .

Let  $m$  and  $x_1$  be such that

$$F(x_1 + \epsilon_1) - F(x_1) = m\epsilon_1 > 0.$$

Let  $p_n = m\epsilon_n$  and note that  $np_n \rightarrow \infty$  as  $n \rightarrow \infty$ . By Lemma 7 and Lemma 14, it is enough to prove the existence of a sequences  $x_n$ , such that

$$F(x_n + \epsilon_n) - F(x_n) \geq p_n.$$

Let  $I_1 = (x_1, x_1 + \epsilon_1]$ . Let  $I_k$  be the sequence of intervals such that, if  $I_k = (a, b]$  and  $c = (a + b)/2$  then

$$I_{k+1} = \begin{cases} (a, c] & \text{if } F(c) - F(a) \geq F(b) - F(c) \\ (c, b] & \text{if } F(c) - F(a) < F(b) - F(c) \end{cases}$$

It follows by recursion that, if  $I_k = (a_k, b_k]$  then:  $b_k - a_k = 2^{-k}\epsilon_1$  and  $F(b_k) - F(a_k) \geq 2^{-k}m\epsilon_1$ . Thus, for each  $n$  there exist a  $k$  such that  $\epsilon_n = b_k - a_k$  and

$$F(a_k + \epsilon_n) - F(a_k) = F(b_k) - F(a_k) \geq 2^{-k}m\epsilon_1 = m\epsilon_n = p_n.$$

□

### 4.3 RMF on the hypercube with nice p.d.f.

In this section we prove second part of Proposition 4, part in which we assume that  $F$  has p.d.f. with connected and bounded support and it is continuous on its support.

**Proposition 16.** *Let  $F$  be any distribution and let  $X = X(n)$  the number of large accessible paths in  $(\mathbb{Q}_n, \omega_{\eta, c})$ , where  $c$  is constant. Let  $C = \text{MaxMass}(\eta, c)$ . If  $F$  has p.d.f.  $f$  with connected and bounded support and  $f$  is continuous on its support, then*

$$X \sim \Omega(n! \cdot C^{n-1}).$$

*Proof.* Let  $I_{\max}$  be an interval with length  $c$  such that  $C = \int_{I_{\max}} f(x)d(x)$ . Let  $n_0$  be such that  $c \cdot n_0/2$  is greater than the length of  $\text{Supp}(f)$ . See Figure 6. Note that there exist a sequence of intervals  $I_1, I_2, \dots, I_{n_0}$  each one with length  $c/2$  such that:

- The support of  $f$  is equals to  $\bigcup_{i=1}^{n_0} I_i$ .
- For  $1 \leq i \leq n_0 - 1$ , if  $x_i \in I_i$  and  $x_{i+1} \in I_{i+1}$  then  $|x_{i+1} - x_i| < c$ .
- There is no an  $x$  in the  $\text{supp}(f) \setminus I_{n_0}$  to the left of  $I_{n_0}$ , and there is no an  $x$  in the  $\text{Supp}(f) \setminus I_1$  to the right of  $I_1$ .
- There is a  $k$  such that  $I_k \subseteq I_{\max} \subseteq I_{k+1} \cup I_k \cup I_{k-1}$  and  $I_{k+1}, I_k, I_{k-1}$  are in this order from left to right.

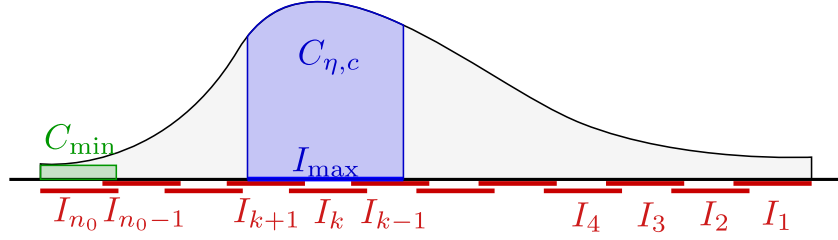


Figure 6: An illustration of  $C_{\eta,c}$ ,  $C_{\min}$  and intervals in proof of Proposition 4.

Let  $C_{\min} = \min \{ \int_I f(x) d(x) : \text{length}(I) = c/2 \}$ , where  $I$  denotes a closed interval. As  $f$  is continuous on  $\text{Supp}(f)$  and  $\text{Supp}(f)$  is connected and bounded, then  $C_{\min} > 0$ . Without lost of generality we assume that  $n > n_0 + 3$ . Then we deffine a a Bernoulli process  $\zeta$  on  $\mathbb{Q}_n$ , as follows.

For a vertex  $v_d$  at distance  $d$  to  $\mathbf{0}$ , let

$$\zeta(v_d) = \begin{cases} 1 & \text{if } d = 0 \text{ or } d = n \\ 1 & \text{if } \eta(v_d) \in I_d \text{ and } 1 \leq d \leq k + 1 \\ 1 & \text{if } \eta(v_d) \in I_{\max} \text{ and } k + 2 \leq d \leq n - (n_0 - k + 2) \\ 1 & \text{if } \eta(v_d) \in I_{d-(n-n_0)} \text{ and } n - (n_0 - k + 1) \leq d < n \\ 0 & \text{otherwise} \end{cases}$$

Let  $P = v_0 \rightarrow v_1 \rightarrow \dots \rightarrow v_n$  be an open path in  $\zeta$ . Let  $0 \leq i \leq n - 1$ . As  $G$  is oriented and have no directed cycles,  $d(v_{i+1}) = d(v_i) + 1$  and

$$\begin{aligned} \omega_{\eta,c}(v_{i+1}) - \omega_{\eta,c}(v_i) &= \eta(v_{i+1}) - \eta(v_i) + c \cdot d(v_{i+1}) - c \cdot d(v_i) \\ &= \eta(v_{i+1}) - \eta(v_i) + c \\ &> -c + c = 0 \end{aligned}$$

Thus, as open paths in  $\zeta$  implies accessible paths in  $(\mathbb{Q}_n, \omega_{\eta,c})$ .



See the definition of  $\nu_{p_n, \tilde{p}, n_0}$  in Lemma 13 and note that

$$\begin{aligned} \mathbb{P}(\zeta(v_d) = 1) &= \begin{cases} 1 & \text{if } d = 0 \text{ or } d = n \\ \mathbb{P}(\eta(v_d) \in I_d) & \text{if } 1 \leq d \leq k+1 \\ \mathbb{P}(\eta(v_d) \in I_{\max}) & \text{if } k+2 \leq d \leq n - (n_0 - k + 2) \\ \mathbb{P}(\eta(v_d) \in I_{d-(n-n_0)}) & \text{if } n - (n_0 - k + 1) \leq d < n \end{cases} \\ &\geq \begin{cases} 1 & \text{if } d = 0 \text{ or } d = n \\ C_{\min} & \text{if } 1 \leq d \leq k+1 \text{ or } n - (n_0 - k + 1) \leq d < n \\ C & \text{if } k+2 \leq d \leq n - (n_0 - k + 2) \end{cases} \\ &= \mathbb{P}(\nu_{C, C_{\min}, n_0+3}(v_d) = 1) \end{aligned}$$

thus, by Lemma 13, the number of open paths in  $\zeta$  is  $\sim \Omega(n! \cdot C^{n-1})$  and

$$X \sim \Omega(n! \cdot C^{n-1}).$$

□

## 5 Results on infinite graphs

In this section we show our results on infinite graphs. First we prove theoretical results on  $\mathbb{L}^2$  and  $\mathbb{L}_{alt}^2$ . Then we show experimental results on regular trees,  $\mathbb{L}^2$  and  $\mathbb{L}_{alt}^2$ .

### 5.1 Theoretical results on infinite graphs

In this section, we use some known bounds for site percolation on  $\mathbb{L}^2$  and  $\mathbb{L}_{alt}^2$ , and we obtain bounds for  $c$  for having RMF percolation.

Suppose  $G$  is infinite, in this case  $\theta_{Ber} \langle G, p \rangle$  denotes the probability of having an infinite open path, starting at the source, on a Bernoulli process with probability  $p$  on  $G$ . If  $\theta_{Ber} \langle G, p \rangle > 0$ , it is said that there is site percolation in  $(G, p)$ . In Theorem 17 we prove that, if  $p \leq \text{MaxMass}(F, c)$  then site percolation in  $(G, p)$  implies RMF percolation in  $(G, F, c)$ . Thus, in Corollary 18, we obtain bounds for  $c$  for having RMF percolation from the known bounds for site percolation on  $\mathbb{L}^2$  and  $\mathbb{L}_{alt}^2$ .

**Theorem 17.** *Let  $G$  be an infinite oriented acyclic graph. Let  $F$  be any distribution and  $p \leq \text{MaxMass}(F, c)$ . Then*

$$\theta_{RMF} \langle G, F, c \rangle \geq \theta_{Ber} \langle G, p \rangle.$$

The proof of Theorem 17 follows from Lemma 7.

**Corollary 18.** *Let  $F$  be any distribution and  $c > 0$ . If  $\text{MaxMass}(F, c) > 0.75$ , then*

$$\theta_{RMF} \langle \mathbb{L}^2, F, c \rangle > 0 \quad \text{and} \quad \theta_{RMF} \langle \mathbb{L}_{alt}^2, F, c \rangle > 0.$$

Results in Corollary 18 follow from Theorem 17 and the bounds for site percolation on  $\mathbb{L}^2$  and  $\mathbb{L}_{alt}^2$  obtained in [11]: if  $p > 0.75$  then  $\theta_{Ber} \langle \mathbb{L}_{alt}^2, p \rangle > 0$  and  $\theta_{Ber} \langle \mathbb{L}^2, p \rangle > 0$ .

## 5.2 Experimental results on infinite graphs

We performed Monte Carlo simulations of the RMF accessibility percolation on 2-regular trees, 3-regular trees,  $\mathbb{L}^2$  and  $\mathbb{L}_{alt}^2$ . The labels of nodes were taken from a  $Uniform(0,1)$  distribution, and the values of  $c$  were varied from 0 to 1 in steps of 0.001. Twenty thousand Monte Carlo runs were performed for each value of  $c$ . Those graphs were tested until height 125, 250, 500, 1000 and 2000.

### Simulations on regular Trees

Let  $\mathbb{T}_n$  denotes the  $n$ -regular tree and  $U(0,1)$  denotes the  $Uniform(0,1)$  distribution. The result of these simulations are Illustrated in Figure 7.

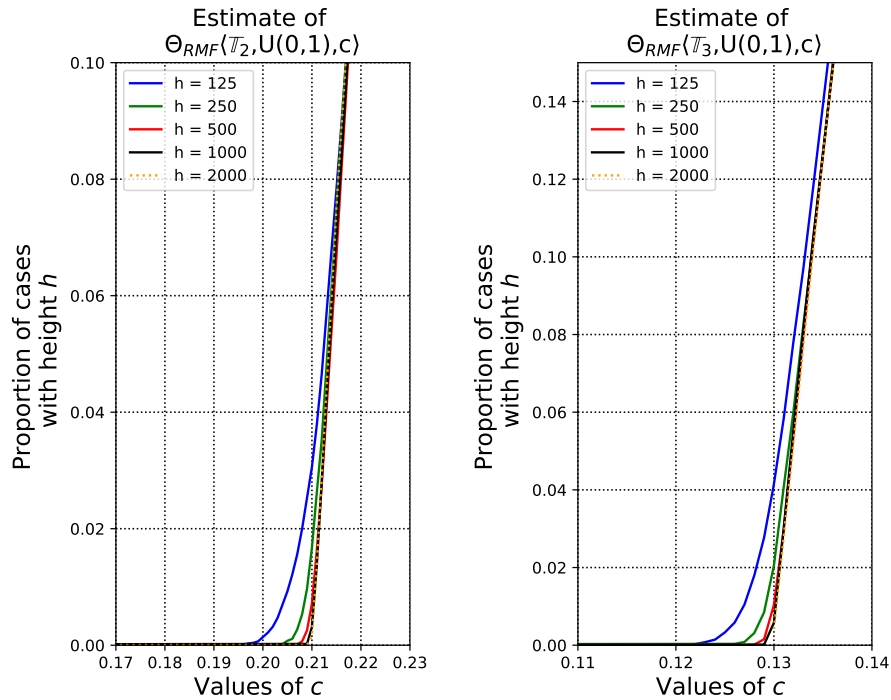


Figure 7: Simulations on  $n$ -regular trees where nodes have distribution  $Uniform(0,1)$ . In both cases, for different values of  $c$ , it is illustrated the proportion of cases for which there is an accessible path with determined height. Twenty thousand Monte Carlo runs were performed for each value of  $c$ .

In the case of 2-regular trees: for  $c < 0.2$ , there are no tracks that reach height 250; for  $c > 0.22$  there are tracks that reach height 2000. It suggest that

$$\theta_{RMF} \langle \mathbb{T}_2, U(0,1), 0.2 \rangle = 0 \text{ and } \theta_{RMF} \langle \mathbb{T}_2, U(0,1), 0.22 \rangle > 0.$$

Similarly, for the case of 3-regular trees we have that

$$\theta_{RMF} \langle \mathbb{T}_3, U(0, 1), 0.12 \rangle = 0 \text{ and } \theta_{RMF} \langle \mathbb{T}_3, U(0, 1), 0.14 \rangle > 0.$$

### Simulations on $\mathbb{L}^2$ and $\mathbb{L}_{alt}^2$

The result simulations on  $\mathbb{L}^2$  and  $\mathbb{L}_{alt}^2$  are Illustrated in Figure 8.

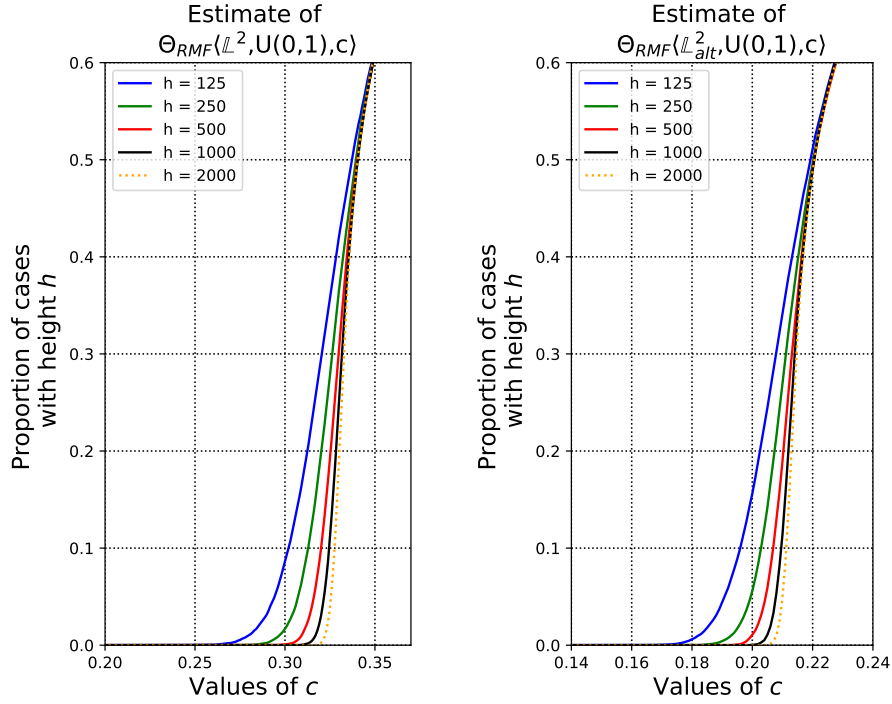


Figure 8: Simulations on  $\mathbb{L}^2$  and  $\mathbb{L}_{alt}^2$  where nodes have distribution  $Uniform(0, 1)$ . In both cases, for different values of  $c$ , it is illustrated the proportion of cases for which there is an accessible path with determined height. Twenty thousand Monte Carlo runs were performed for each value of  $c$ .

In the case of  $\mathbb{L}^2$ : for  $c < 0.3$ , there are no tracks that reach height 1000; for  $c > 0.33$  there are tracks that reach height 2000. It suggest that

$$\theta_{RMF} \langle \mathbb{L}^2, U(0, 1), 0.3 \rangle = 0 \text{ and } \theta_{RMF} \langle \mathbb{L}^2, U(0, 1), 0.33 \rangle > 0.$$

Similarly, for the case of  $\mathbb{L}_{alt}^2$  we have that

$$\theta_{RMF} \langle \mathbb{L}_{alt}^2, U(0, 1), 0.19 \rangle = 0 \text{ and } \theta_{RMF} \langle \mathbb{L}_{alt}^2, U(0, 1), 0.22 \rangle > 0.$$

## References

- [1] Takuyo Aita, Hidefumi Uchiyama, Tetsuya Inaoka, Motowo Nakajima, Toshio Kokubo, and Yuzuru Husimi. Analysis of a local fitness landscape with a model of the rough mt. fuji-type landscape: application to prolyl endopeptidase and thermolysin. *Biopolymers.*, 54(1):64–79, 2000.
- [2] Julien Berestycki, Éric Brunet, and Zhan Shi. The number of accessible paths in the hypercube. *Bernoulli*, 22(2):653–680, 2016.
- [3] Jasper Franke, Alexander Klözer, J. Arjan G. M. de Visser, and Joachim Krug. Evolutionary accessibility of mutational pathways. *PLOS Computational Biology*, 7(8):1–9, 08 2011.
- [4] Jasper Franke and Joachim Krug. Evolutionary accessibility in tunably rugged fitness landscapes. *Journal of Statistical Physics*, 148(4):706–723, 2012.
- [5] Jasper Franke, Gregor Wergen, and Joachim Krug. Records and sequences of records from random variables with a linear trend. *Journal of Statistical Mechanics: Theory and Experiment*, 2010, 08 2010.
- [6] Geoffrey Grimmett and Philipp Hiemer. *Directed Percolation and Random Walk*, pages 273–297. Birkhäuser Boston, Boston, MA, 2002.
- [7] Peter Hegarty and Anders Martinsson. On the existence of accessible paths in various models of fitness landscapes. *Ann. Appl. Probab.*, 24(4):1375–1395, 2014.
- [8] John FC Kingman. A simple model for the balance between selection and mutation. *Journal of Applied Probability*, 15(1):1–12, 1978.
- [9] Joachim Krug. Accessibility percolation in random fitness landscapes. *Probabilistic Structures in Evolution*, pages 1–22, 2021.
- [10] Li Li. Phase transition for accessibility percolation on hypercubes. *Journal of Theoretical Probability*, July 2017.
- [11] Thomas M Liggett. Survival of discrete time growth models, with applications to oriented percolation. *The Annals of Applied Probability*, pages 613–636, 1995.
- [12] Johannes Neidhart. *Fitness Landscapes, Adaptation and Sex on the Hypercube*. PhD thesis, Universität zu Köln, 2014.
- [13] S. Nowak and J. Krug. Accessibility percolation on n-trees. *EPL (Europhysics Letters)*, 101(6):66004, 2013.
- [14] Su-Chan Park and Joachim Krug. Evolution in random fitness landscapes: the infinite sites model. *Journal of Statistical Mechanics: Theory and Experiment*, 2008(04):P04014, apr 2008.
- [15] Matthew Roberts and Lee Zhao. Increasing paths in regular trees. *Electron. Commun. Probab.*, 18:no. 87, 1–10, 2013.

- [16] Ivan Szendro, Martijn Schenk, Jasper Franke, Joachim Krug, and J Arjan de Visser. Quantitative analyses of empirical fitness landscapes. *Journal of Statistical Mechanics Theory and Experiment*, 2013, 02 2012.
- [17] Daniel M. Weinreich, Nigel F. Delaney, Mark A. DePristo, and Daniel L. Hartl. Darwinian evolution can follow only very few mutational paths to fitter proteins. *Science*, 312(5770):111–114, 2006.
- [18] Daniel M. Weinreich, Richard A. Watson, and Lin Chao. Perspective:sign epistasis and genetic constraint on evolutionary trajectories. 2005.