

The vacuum provides quantum advantage to otherwise simulatable architectures

Cameron Calcluth,^{1,*} Alessandro Ferraro,^{2,3} and Giulia Ferrini¹

¹*Department of Microtechnology and Nanoscience (MC2),
Chalmers University of Technology, SE-412 96 Göteborg, Sweden*

²*Centre for Theoretical Atomic, Molecular and Optical Physics,
Queen's University Belfast, Belfast BT7 1NN, United Kingdom*

³*Dipartimento di Fisica "Aldo Pontremoli," Università degli Studi di Milano, I-20133 Milano, Italy*

We consider a computational model composed of ideal Gottesman-Kitaev-Preskill stabilizer states, Gaussian operations—including all rational symplectic operations and all real displacements—and homodyne measurement. We prove that such architecture is classically efficiently simulatable, by explicitly providing an algorithm to calculate the probability density function of the measurement outcomes of the computation. We also provide a method to sample when the circuits contain conditional operations. This result is based on an extension of the celebrated Gottesman-Knill theorem, via introducing proper stabilizer operators for the code at hand. We conclude that the resource enabling quantum advantage in the universal computational model considered by B.Q. Baragiola *et al.* [Phys. Rev. Lett. **123**, 200502 (2019)], composed of a subset of the elements given above augmented with a provision of vacuum states, is indeed the vacuum state.

Identifying the physical resources underlying quantum advantage—i.e., yielding the ability of quantum computers to solve computational problems faster than classical computers—is of crucial importance for the design of meaningful architectures for quantum computation (QC) [1]. Often, the resource depends on the model. For example, for architectures over finite-dimensional systems, Clifford circuits are resourceless from a computational standpoint, since they are efficiently simulatable [2–4] until a so-called magic resource is provided, such as the T-state, which allows universal quantum computation to be performed [5, 6]. Similarly, for infinite-dimensional continuous-variable (CV) systems, Gaussian circuits are efficiently simulatable [7–9] and to promote them to universal QC specific non-Gaussian resources [10, 11] have to be provided, such as the cubic-phase state [12, 13], or Gottesman-Kitaev-Preskill (GKP) states [14, 15]. The cost of producing these enabling resources with sufficient quality generally requires a significant overhead and their distinct features are typically complex and in stark contrast with respect to the elements of the corresponding simulatable architectures. For example, T-states and cubic-phase states are non-stabilizer and non-Gaussian, respectively. It is a natural question to ask: are resources always complex and costly to produce?

In this Letter, we provide a specific example of a CV quantum computing architecture that is classically efficiently simulatable, and that becomes universal by adding the vacuum state. The latter state is widely regarded as the simplest quantum state of a bosonic field, and in particular it is a Gaussian state. The architecture considered is based on stabilizer GKP states, Gaussian operations including conditional displacements and homodyne detection. By taking inspiration from stabilizer methods developed for discrete-variable (DV) systems [2–4, 16, 17], we prove that this class of circuits is classically efficiently simulatable for rational symplectic operations and arbitrary continuous displacement, thereby significantly extending the class of Gaussian operations that was previously known to be simulatable in combination with GKP

states [18, 19]. This result is obtained despite the fact that GKP states are highly non-Gaussian and their Wigner function is highly negative [12, 15, 20], and hence the standard theorems based on Gaussianity [7] or on the positivity of quasi-probability distributions [8, 9, 21] cannot be applied. We then leverage on the results of Ref. [14], where the same architecture combined with the vacuum (or a thermal) state was shown to be universal for quantum computation, to conclude that the vacuum provides quantum advantage.

Gaussian circuits with stabilizer GKP states.— We consider the circuits in Fig.1. The input states are n ideal GKP

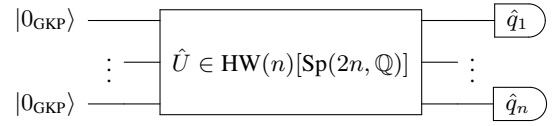


FIG. 1. Schematics of the circuit class considered. In input there are ideal GKP stabilizer states, such as the 0-logical state. The operations considered are the semi-direct product of the rational symplectic operations and the Heisenberg-Weyl group. Multimode homodyne detection follows.

states encoding pure stabilizer states. Without loss of generality, we can consider each mode to be in the 0-logical encoded state, which has a wave-function in position representation given by [12]

$$\psi_{0,L}(x) = \langle \hat{q} = x | 0_{\text{GKP}} \rangle = \sum_m \delta(2m\sqrt{\pi} - x); \quad (1)$$

the total multimode input state can be compactly indicated by

$$|0_{\text{GKP}}\rangle = |0_{\text{GKP}}\rangle^{\otimes n}. \quad (2)$$

The input state is stabilized by any combination of the operators $e^{2i\sqrt{\pi}\hat{p}_j}$, $e^{i\sqrt{\pi}\hat{q}_j}$ with any integer power. This means that the action of these operators, or any combination of them, on

the state will have the effect of the identity, e.g.

$$e^{2i\sqrt{\pi}\hat{p}_j} |\mathbf{0}_{\text{GKP}}\rangle = |\mathbf{0}_{\text{GKP}}\rangle \quad \forall j \in \{1, \dots, n\} \quad (3)$$

$$e^{i\sqrt{\pi}\hat{q}_j} |\mathbf{0}_{\text{GKP}}\rangle = |\mathbf{0}_{\text{GKP}}\rangle \quad \forall j \in \{1, \dots, n\}. \quad (4)$$

The operations we consider in this Letter are those which belong to the group $\text{HW}(n)[\text{Sp}(2n, \mathbb{Q})]$ which is the semi-direct product [22] of the Heisenberg-Weyl group $\text{HW}(n)$ and the rational symplectic group $\text{Sp}(2n, \mathbb{Q})$. The Heisenberg-Weyl group $\text{HW}(n)$ consists of all real phase-space displacements of the form $e^{ic_j\hat{q}_j}$ and $e^{-id_j\hat{p}_j}$ for $c_j, d_j \in \mathbb{R}$ and $j \in \{1, \dots, n\}$. The rational symplectic group $\text{Sp}(2n, \mathbb{Q})$ is the rational subgroup of the symplectic group $\text{Sp}(2n, \mathbb{R})$ over the reals. It consists of all symplectic operations parameterized by a $2n \times 2n$ symplectic matrix M such that all its elements are rational numbers. For later convenience, we will denote a symplectic matrix M by square sub-blocks of equal dimension:

$$M = \begin{pmatrix} A & B \\ C & D \end{pmatrix}. \quad (5)$$

Gaussian operations can always be expressed as a unitary operator \hat{U} in terms of symplectic operations and phase-space displacements [23, 24]. The following operations form a generating set of all Gaussian operations:

$$\{e^{ic_j\hat{q}_j}, e^{i\theta_j(\hat{q}_j^2 + \hat{p}_j^2)/2}, e^{-i \ln s_j(\hat{q}_j\hat{p}_j + \hat{p}_j\hat{q}_j)/2}, e^{-i\hat{q}_j\hat{p}_k}\} \quad (6)$$

where $c_j \in \mathbb{R}$, $\theta_j \in [0, 2\pi)$, $s_j \in \mathbb{R}$ and $j, k \in \{1, \dots, n\}$. These generators and also any combination of them will be shown to be simulatable so long as θ_j and s_j are chosen such that $\cos \theta_j, \sin \theta_j, s_j \in \mathbb{Q}$ for all j . We will also show that adaptivity can be included as a feature of the class of circuits that can be efficiently simulated.

The circuits we consider are measured using homodyne detection, which without loss of generality we can restrict to position measurements. The measurement outcomes of the circuit in Fig. 1 will therefore have a probability density function (PDF) expressed as

$$\text{PDF}(\hat{\mathbf{q}} = \mathbf{x}) = \left| \langle \hat{\mathbf{q}} = \mathbf{x} | \hat{U} |\mathbf{0}_{\text{GKP}}\rangle \right|^2. \quad (7)$$

When measuring the output modes, a quantum computer will provide outputs \mathbf{x} selected with probabilities specified by the PDF in Eq. (7).

As we will clarify later, the circuit elements (including adaptive operations) composing the universal model stemming from Ref. [14] all belong to our class of circuits except for the vacuum.

Simulatability of GKP circuits.— In order to assess the simulatability of the circuits mentioned above, we demonstrate a new method which involves tracking the Heisenberg evolution of the measurement operators and then using the stabilizers of the input states to evaluate the PDF. A general Gaussian operation \hat{U} belonging to $\text{HW}(n)[\text{Sp}(2n, \mathbb{Q})]$ transforms, in the

Heisenberg picture, the measurement operators \hat{q}_j according to [7, 25]

$$\hat{Q}_j = \hat{U}^\dagger \hat{q}_j \hat{U} = \sum_i a_i^{(j)} \hat{q}_i + b_i^{(j)} \hat{p}_i + c_j \quad (8)$$

where the coefficients $a_i^{(j)} = A_{i,j}$ and $b_i^{(j)} = B_{i,j}$ are elements of the blocks of the symplectic matrix M as defined in Eq. (5). The vector $\vec{c} \in \mathbb{R}^n$, with elements c_j , describes the displacement in position. As we now prove, these circuits can be simulated in the strong sense by calculating the PDF. The PDF given in Eq. (7) can be written in the Heisenberg picture using Eq. (8) as

$$\text{PDF}(\hat{\mathbf{Q}} = \mathbf{x}) = \langle \mathbf{0}_{\text{GKP}} | \left(\prod_j \left| \hat{Q}_j = x_j \right\rangle \left\langle \hat{Q}_j = x_j \right| \right) | \mathbf{0}_{\text{GKP}} \rangle. \quad (9)$$

Inserting the GKP stabilizers $e^{2i\sqrt{\pi}\hat{p}_j}$ and $e^{i\sqrt{\pi}\hat{q}_j}$ into this expression informs us that the PDF has the same value when transforming the position variables of the PDF according to the periodicity relation

$$x_j \rightarrow x'_j = x_j + \sqrt{\pi} \sum_k 2a_k^{(j)} m_k + b_k^{(j)} m'_k, \quad (10)$$

where $m_k, m'_k \in \mathbb{Z}$. The calculation details are reported in Ref. [26, Sec. A].

Furthermore, we can manufacture additional stabilizers in terms of the Heisenberg measurement operators of the form

$$g(\vec{l}) = e^{i\phi(\vec{l})} \prod_j e^{i\sqrt{\pi}l_j \hat{Q}_j} \quad (11)$$

where \vec{l} is an n -vector of real coefficients l_j and

$$\phi(\vec{l}) = -\frac{1}{2} \pi \vec{l}^T A B^T \vec{l} - \sqrt{\pi} \vec{l} \cdot \vec{c}. \quad (12)$$

Using Eq. (8), one realizes that the operator $g(\vec{l})$ will be a stabilizer whenever $(A^T \vec{l})_k = 0 \pmod{1}$ and $(B^T \vec{l})_k = 0 \pmod{2}$. This imposes a constraint on the values of \vec{x} for which the PDF is non-zero. The constraint arises from the fact that applying the candidate stabilizer Eq. (11) to the state $|\mathbf{0}_{\text{GKP}}\rangle$ and calculating the resulting wavefunction in the position basis with respect to the Heisenberg-evolved position eigenstates results in a multiplying phase. Since we know that the wavefunction should be unchanged, the resulting multiplying phase should be zero. The points at which the wavefunction (and therefore also the PDF in Eq. (9)) is non-zero can therefore be found by solving the equation

$$\sqrt{\pi} \vec{l}^T \vec{x} - \frac{1}{2} \pi \vec{l}^T A B^T \vec{l} - \sqrt{\pi} \vec{l} \cdot \vec{c} = 0 \pmod{2\pi} \quad (13)$$

for all \vec{l} such that $g(\vec{l})$ is a valid stabilizer [26, Sec. A].

To solve this constrained equation we first find the allowed vectors \vec{l} . This can be achieved by introducing the matrix S

which is defined as $S^T = (A \ \frac{1}{2}B)$. Then the constraint on the allowed values of \vec{l} are given by $S\vec{l} = \vec{b}$ where \vec{b} is a vector of $2n$ integers. The Moore-Penrose pseudoinverse [27–29] S^+ provides a method to find solutions of the form $\vec{l} = S^+\vec{b}$. The solutions of \vec{l} can be found by first finding the Smith decomposition [29–31] of the matrix σS , where σ is the smallest integer for which the elements of the matrix σS are all integers. Using the Smith decomposition of $\sigma S = VDU$ we identify which integer choices of \vec{b} will provide valid solutions of \vec{l} . We find that the vectors \vec{l} can be expressed as $\vec{l} = R\vec{m}$ where \vec{m} is an n -vector of integers [32] and R is defined as

$$R = S^+V \begin{pmatrix} \mathbb{1} \\ 0 \end{pmatrix}. \quad (14)$$

We can then rewrite Eq. (13) as a system of linear equations of the form

$$\frac{1}{\sqrt{\pi}}R^T(\vec{x} - \vec{c}) = \vec{t} \pmod{2} \quad (15)$$

where \vec{t} is the main diagonal of the matrix $T = \frac{1}{2}R^T A B^T R$. Eq. (15) allows us to solve the constrained equation (13) to find that the PDF is non-zero exclusively at the points

$$\vec{x} = \sqrt{\pi}R^{-T}(\vec{t} + 2\vec{m}) + \vec{c}. \quad (16)$$

By combining this expression with the periodicity relation Eq. (10), we find that the full and exact PDF of the multimode measurement is given by [26, Sec. A]

$$\text{PDF}(\vec{x}) = \sum_{\vec{m} \in \mathbb{Z}^n} \delta(\vec{x} - \sqrt{\pi}R^{-T}(\vec{t} + 2\vec{m}) - \vec{c}). \quad (17)$$

An algorithm for computing this PDF, along with its complexity analysis, are provided in Ref. [26, Sec. B]. We also provide a simple example of simulating a circuit using our algorithm in Ref. [26, Sec. C].

Therefore we conclude that for all rational symplectic operations and all continuous displacements the circuits of the form in Fig. 1 are strongly simulatable, which means that we can evaluate the exact PDF of the circuit. The complementary notion of weak simulatability means instead that a classical computer can efficiently sample the outcomes of the circuit. Weak simulation is sufficient to conclude that a quantum circuit will not provide quantum advantage since a quantum computer will anyway produce outcomes selected from the PDF, rather than giving a complete PDF. Following the argument of Ref. [33], we can also weakly simulate the circuits as those in Fig. 1 augmented with adaptive and probabilistic operations [26, Sec. D].

We also note that our simulatability result significantly extends the class of the operations that are simulatable in combination with GKP states with respect to those previously known [18, 19]. We indeed here extend the simulatable class to all real displacements and all rational symplectic operations as opposed to a restricted set [34]. Furthermore, the size of the set of simulatable operations does not depend on the number

of modes measured. The operations shown to be simulatable in this work include the encoded Clifford group [26, Sec. E] and hence we can also now simulate all encoded qubit stabilizer GKP states as input states, in the same sense as the Gottesman-Knill theorem [2–4]. This was not possible using our previous method [19].

Vacuum yields quantum advantage.— We now derive a notable consequence of the findings above when combined with the results reported in Ref. [14]. There, the circuit depicted in Fig. 2 is used as the central resource to achieve magic-state distillation, and in turn fault-tolerant universality of an otherwise simulatable (GKP-encoded) stabilizer computation. This circuit is composed of input GKP states $|0_{\text{GKP}}\rangle$, an additional CV input state (possibly the vacuum), GKP-encoded Clifford operations, homodyne measurements, displacements, and classical feed-forward of measurement results (Fig. 2). Such a circuit gadget has the effect to implement the Kraus operator $\hat{K}_{\text{EC}}(\mathbf{t}) = \hat{\Pi}_{\text{GKP}}\hat{V}(\mathbf{t})$, where $\hat{V}(\mathbf{t}) = e^{it_p\hat{p}}e^{-it_q\hat{q}}$ and $\hat{\Pi}_{\text{GKP}}$ is the projection operator onto the GKP subspace. This has the effect of “error correcting” the additional input state by projecting it onto the computational subspace of the GKP code. When the additional input state is the vacuum, this results in GKP-encoded magic states, except for a zero-measure set of the measurement outcomes t_q, t_p .

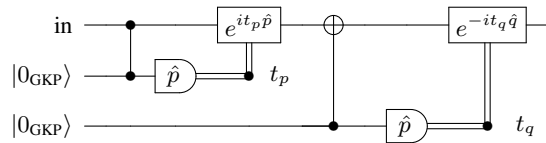


FIG. 2. Circuit gadget implementing $\hat{K}_{\text{EC}}(\mathbf{t})$. Mode 1 is the top mode, which takes an input state and outputs a modified state. Mode 2 and 3 below are auxiliary modes which have a fixed input and once measured can be discarded. The measurement outcomes are denoted as t_p and t_q .

Performing this gadget across multiple modes with multiple additional vacuum states will provide a number of different states which each have a high fidelity to a magic H -type state. The outcomes of t_q, t_p can be used to identify which state is on the output mode and which Clifford operation is required to rotate the state so that it is close to $|H\rangle = \cos(\pi/8)|0\rangle + \sin(\pi/8)|1\rangle$. By twirling each of these states onto the H -axis, and then using depolarizing gates on each state, parameterized by each t_q, t_p , one can produce identical copies of a state above the distillation threshold [35]. Magic state distillation can then be performed to produce high quality magic states which can be used to implement universal quantum computation [5, 6]. Note that the twirling procedure involves probabilistic encoded Clifford operations, the depolarizing procedure involves adaptive probabilistic encoded Clifford operations, and the magic state distillation procedure involves adaptive encoded Clifford operations.

The concatenation of all these operations, including the gadget in Fig. 2, belongs to the class of circuits that we have

shown to be classically efficiently simulatable, if the supply of initial vacua is not included at the input of the circuit. Therefore, in the context of the model of Ref. [14] ideal stabilizer GKP states, homodyne measurement, displacements and classical feed-forward of measurement outcomes are to be regarded as free operations, in the sense that they provide a simulatable model, while the vacuum is the resource promoting the model to universal quantum computation. We provide a more extensive discussion in Ref. [26, Sec. F]. Note that this conclusion was not possible to draw from Ref. [14] solely, because the model considered, even excluding the additional vacuum state, was not proven to be classically efficiently simulatable therein.

The intuition behind this result is that, as already noticed in Ref. [14], the interaction with the vacuum through an entangling operation takes the GKP states outside of the computational subspace spanned by the GKP logical codewords. Measurements followed by feed-forward and displacement project the unmeasured system back onto the GKP-encoded computational subspace, now in a magic state (apart from measurement outcomes which represent a zero-measure set in the set of all possible real measurement outcomes).

Using a realistic (i.e., finitely squeezed) GKP state as the additional input state of the gadget in Fig. 1, instead of the vacuum, also produces a magic state with fixed probability, dependent on the squeezing of the realistic GKP state. This can be understood by interpreting the vacuum as the zero-squeezing limit of a GKP state [26, Sec. G]. We can therefore conclude that in the context of this model, realistic GKP states are also resourceful for quantum advantage [26, Sec. H]. The realistic GKP states required for magic state distillation can have any non-infinite squeezing; in other words, there is no threshold required to distill a magic state.

Conclusions.— On the one hand, we have demonstrated that circuits with input GKP states, acted on with arbitrary displacements and rational [36] symplectic operations, and measured with homodyne detection are classically efficiently simulatable. This result extends the classes of circuits previously known to be simulatable and can be understood as a CV analogue to the Gottesman-Knill theorem [2–4]. The Gottesman-Knill theorem provides a method to simulate circuits involving qubits initialized in ideal input qubit stabilizer states acted on by Clifford operations and measured in the computational basis. Meanwhile, our result provides a method to simulate ideal GKP states acted on by Gaussian operations and measured with homodyne detection.

On the other hand, this result in combination to those of Ref. [14] leads to the counter-intuitive interpretation of the vacuum, or realistic GKP states with any finite squeezing, as a resource for universality. Here we can draw an analogy to DV magic state distillation [5], where it is known that “noisy” pure states that are close to (but not exactly) the points corresponding to the stabilizer states on the Bloch sphere act as a resource for universal QC [6]. Similarly, in the circuits we have considered, introducing noise in the form of vacuum or realistic GKP states promotes the circuit class we consider

to universality by allowing one to produce and distill magic states.

The question of whether realistic GKP states in all modes (possibly with different squeezing levels), combined with Gaussian operations, yield a simulatable or universal model is still open. Our analysis in Ref. [26, Sec. H], showing that a combination of ideal and realistic GKP states yield a universal model, can be seen as a first attempt to provide an answer to this question.

Our work also opens the question as to whether the methodology introduced to compute the PDF, based on imposing stabilizer conditions, can be also used for other types of circuits, for which input states admit a stabilizer representation.

We acknowledge useful discussions with Laura García-Álvarez and Ben Q. Baragiola. G. F. and C. C. acknowledge support from the VR (Swedish Research Council) Grant QuACVA and the Wallenberg Center for Quantum Technology (WACQT).

* calcluth@gmail.com

- [1] E. Chitambar and G. Gour, *Rev. Mod. Phys.* **91**, 025001 (2019).
- [2] D. Gottesman, PhD Thesis (1997), arXiv:quant-ph/9705052v1.
- [3] D. Gottesman, *The Heisenberg representation of quantum computers*, edited by S. P. Corney, R. Delbourgo, and P. D. Jarvis, Group22: Proceedings of the XXII International Colloquium on Group Theoretical Methods in Physics (Cambridge, MA, International Press, 1999) pp. 32–43, arXiv:quant-ph/9807006.
- [4] M. A. Nielsen and I. L. Chuang, *Quantum Computation and Quantum Information* (Cambridge University Press, 2000).
- [5] S. Bravyi and A. Kitaev, *Physical Review A* **71**, 022316 (2005).
- [6] B. W. Reichardt, *Quantum Information Processing* **4**, 251 (2005).
- [7] S. D. Bartlett, B. C. Sanders, S. L. Braunstein, and K. Nemoto, *Phys. Rev. Lett.* **88**, 097904 (2002).
- [8] A. Mari and J. Eisert, *Physical Review Letters* **109**, 230503 (2012).
- [9] V. Veitch, C. Ferrie, D. Gross, and J. Emerson, *New Journal of Physics* **14**, 113011 (2012).
- [10] F. Albarelli, M. G. Genoni, M. G. A. Paris, and A. Ferraro, *Physical Review A* **98**, 052350 (2018).
- [11] R. Takagi and Q. Zhuang, *Physical Review A* **97**, 062337 (2018).
- [12] D. Gottesman, A. Kitaev, and J. Preskill, *Physical Review A* **64**, 012310 (2001).
- [13] S. Lloyd and S. L. Braunstein, *Phys. Rev. Lett.* **82**, 1784 (1999).
- [14] B. Q. Baragiola, G. Pantaleoni, R. N. Alexander, A. Karanjai, and N. C. Menicucci, *Phys. Rev. Lett.* **123**, 200502 (2019).
- [15] H. Yamasaki, T. Matsuura, and M. Koashi, *Physical Review Research* **2**, 023270 (2020).
- [16] N. de Beaudrap, *Quantum Information & Computation* **13**, 73 (2013), arXiv:1102.3354.
- [17] V. Gheorghiu, *Physics Letters A* **378**, 505 (2014).
- [18] L. García-Álvarez, C. Calcluth, A. Ferraro, and G. Ferrini, *Phys. Rev. Research* **2**, 043322 (2020).
- [19] C. Calcluth, A. Ferraro, and G. Ferrini, arXiv:2203.11182 (2022).
- [20] L. García-Álvarez, A. Ferraro, and G. Ferrini, in *International Symposium on Mathematics, Quantum Theory, and Cryptogra-*

- phy, edited by T. Takagi, M. Wakayama, K. Tanaka, N. Kunihiro, K. Kimoto, and Y. Ikematsu (Springer Singapore, Singapore, 2021) pp. 79–92.
- [21] S. Rahimi-Keshari, T. C. Ralph, and C. M. Caves, *Physical Review X* **6**, 021039 (2016).
- [22] The Heisenberg-Weyl group $\text{HW}(n)$ is a normal subgroup of the semi-direct product of $\text{HW}(n)$ and $\text{Sp}(2n, \mathbb{Q})$, which we indicate by $\text{HW}(n)[\text{Sp}(2n, \mathbb{Q})]$. Indeed, the subgroup $\text{HW}(n)$ is invariant under conjugation by any element of $\text{HW}(n)[\text{Sp}(2n, \mathbb{Q})]$. Therefore, the full group of simulatable operations is specified by the semi-direct product of these two subgroups [37].
- [23] A. Ferraro, S. Olivares, and M. G. A. Paris, *Gaussian States in Quantum Information* (Bibliopolis, Napoli, 2005).
- [24] A. Serafini, *Quantum continuous variables : a primer of theoretical methods* (CRC Press, Taylor & Francis Group, Boca Raton, FL, 2017).
- [25] P. Kok and B. W. Lovett, *Introduction to optical quantum information processing* (Cambridge university press, 2010).
- [26] Supplementary information.
- [27] E. H. Moore, *Bull. Am. Math. Soc.* **26**, 394 (1920).
- [28] R. Penrose, in *Mathematical proceedings of the Cambridge philosophical society*, Vol. 51 (Cambridge University Press, 1955) pp. 406–413.
- [29] A. Ben-Israel and T. N. Greville, *Generalized inverses: theory and applications*, Vol. 15 (Springer Science & Business Media, 2003).
- [30] M. Newman, *Integral Matrices*, Pure and Applied Mathematics; a Series of Monographs and Textbooks No. v. 45 (Academic Press, 1972).
- [31] M. Newman, *Linear algebra and its applications* **254**, 367 (1997).
- [32] Integer eigenvectors of a rational matrix, mathematics Stack Exchange. Available at <https://math.stackexchange.com/questions/4391454/integer-eigenvectors-of-a-rational-matrix/4391951> (accessed: 2022-04-26).
- [33] R. Jozsa and M. Van Den Nest, *Quantum Information & Computation* **14**, 633 (2014).
- [34] Alternative previous results [38, 39] also exist for the simulation of CV circuits in the form of normalizer circuits. These results provide a numerical method to simulate non-adaptive normalizer circuits in the weak sense [33], i.e. it is possible to sample the output of a non-adaptive circuit. However, adaptivity is required for magic state distillation and so these results alone do not allow us to conclude that the vacuum is responsible for providing quantum advantage.
- [35] B. Q. Baragiola, private communication.
- [36] Gaussian operations parameterized by irrational symplectic operations cannot in general be simulated with our method. We refer to our previous work [19] which demonstrates that when the symplectic matrix is irrational, the wavefunction of the transformed state corresponds to a periodic distribution which cannot be analytically reduced. Measuring in the position basis of a state which has been transformed by a general irrational symplectic matrix will have a PDF which will give random integer combinations of irrational numbers. Except for specific choices of irrational symplectic matrices, the measurement values will be randomly selected from a set dense on the real number line.
- [37] D. S. Dummit and R. M. Foote, *Abstract algebra*, Vol. 1999 (Prentice Hall Englewood Cliffs, NJ, 1991).
- [38] J. Bermejo-Vega, PhD Thesis, Technische Universität München Max-Planck-Institut für Quantenoptik (2016), arXiv:1611.09274.
- [39] J. Bermejo-Vega, Y. Lin, and M. Van den Nest, *Quantum Information and Computation* **16**, 0361 (2016).
- [40] J. J. Sakurai and J. Napolitano, *Modern Quantum Mechanics*, 2nd ed. (Cambridge University Press, 2017).
- [41] C. Gerry, P. Knight, and P. L. Knight, *Introductory quantum optics* (Cambridge university press, 2005).
- [42] W. Greub, *Linear Algebra*, Graduate Texts in Mathematics, Vol. 23 (Springer, New York, 1975).
- [43] S. Roman, *Advanced Linear Algebra*, 3rd ed., Graduate Texts in Mathematics No. 135 (Springer, New York, 2007).
- [44] G. H. Golub and C. F. V. Loan, *Matrix Computations*, 3rd ed. (The John Hopkins University Press, 1996).
- [45] T. N. E. Greville, *SIAM Review* **8**, 518 (1966).
- [46] S. Arora and B. Barak, *Computational Complexity: A Modern Approach* (Cambridge University Press, Cambridge, 2009).
- [47] R. A. Mollin, *Fundamental Number Theory with Applications*, zeroth ed. (Chapman and Hall/CRC, 2008).
- [48] A. Storjohann, Dissertation, Swiss Federal Institute of Technology, Zurich (2000).

Appendix A: Simulation of the circuit class shown in Fig. 1

Here we provide the calculation details for the proof of simulatability of GKP stabilizer states with Gaussian operations (consisting of all rational symplectic matrices and all real displacements) and homodyne measurements outlined in the main text.

Identifying a constrained and modular linear equation from the stabilizers

In this subsection we will analyze the simultaneous measurement of multiple modes in the circuits considered. The PDF of such a measurement is given by

$$\text{PDF}(\hat{\mathbf{Q}} = \mathbf{x}) = \langle \psi_0 | \left(\prod_j |\hat{Q}_j = x_j\rangle \langle \hat{Q}_j = x_j| \right) | \psi_0 \rangle = \langle \psi_0 | \left(\prod_j \delta(\hat{Q}_j - x_j) \right) | \psi_0 \rangle. \quad (18)$$

We start by considering the commutation of a general stabilizer with the measurement projection operators. We would like to calculate how the stabilizers $e^{2i\sqrt{\pi}\hat{p}_k}$ and $e^{i\sqrt{\pi}\hat{q}_k}$ commute with the general measurement projector

$$\hat{Q}_j = a_1^{(j)}\hat{q}_1 + b_1^{(j)}\hat{p}_1 + \dots + a_n^{(j)}\hat{q}_n + b_n^{(j)}\hat{p}_n + c_j. \quad (19)$$

This can be calculated by using the Baker-Campbell-Hausdorff (BCH) formula [40, 41] for linear combinations of quadrature operators

$$e^{\hat{X}+\hat{Y}+\frac{1}{2}[\hat{X},\hat{Y}]} = e^{\hat{X}}e^{\hat{Y}} \quad (20)$$

$$e^{\hat{Y}+\hat{X}-\frac{1}{2}[\hat{X},\hat{Y}]} = e^{\hat{Y}}e^{\hat{X}} \quad (21)$$

$$\implies e^{\hat{X}}e^{\hat{Y}} = e^{\hat{Y}}e^{\hat{X}}e^{[\hat{X},\hat{Y}]} \quad (22)$$

by first calculating

$$\begin{aligned} e^{is(\hat{Q}_j-x)}e^{2i\sqrt{\pi}\hat{p}_k} &= e^{2i\sqrt{\pi}\hat{p}_k}e^{is(\hat{Q}_j-x)}e^{[is(\hat{Q}_j-x),2i\sqrt{\pi}\hat{p}_k]} \\ &= e^{2i\sqrt{\pi}\hat{p}_k}e^{is(\hat{Q}_j-x)}e^{-2s\sqrt{\pi}[(\hat{Q}_j-x),\hat{p}_k]} \\ &= e^{2i\sqrt{\pi}\hat{p}_k}e^{is(\hat{Q}_j-x)}e^{-2s\sqrt{\pi}[a_k^{(j)}\hat{q}_k,\hat{p}_k]} \\ &= e^{-2s\sqrt{\pi}a_k^{(j)}i}e^{2i\sqrt{\pi}\hat{p}_k}e^{is(\hat{Q}_j-x)}, \end{aligned} \quad (23)$$

and

$$\begin{aligned} e^{is(\hat{Q}_j-x)}e^{i\sqrt{\pi}\hat{q}_k} &= e^{i\sqrt{\pi}\hat{q}_k}e^{is(\hat{Q}_j-x)}e^{[is(\hat{Q}_j-x),i\sqrt{\pi}\hat{q}_k]} \\ &= e^{i\sqrt{\pi}\hat{q}_k}e^{is(\hat{Q}_j-x)}e^{-s\sqrt{\pi}[(\hat{Q}_j-x),\hat{q}_k]} \\ &= e^{i\sqrt{\pi}\hat{q}_k}e^{is(\hat{Q}_j-x)}e^{-s\sqrt{\pi}[b_k^{(j)}\hat{p}_k,\hat{q}_k]} \\ &= e^{s\sqrt{\pi}b_k^{(j)}i}e^{i\sqrt{\pi}\hat{q}_k}e^{is(\hat{Q}_j-x)}. \end{aligned} \quad (24)$$

The first of these relations Eq. (23) allows us to calculate the commutation between the measurement projection operator and any integer $m_k \in \mathbb{Z}$ power of the momentum stabilizer $e^{2im_k\sqrt{\pi}\hat{p}_k}$,

$$\begin{aligned} \delta(\hat{Q}_j - x_j)e^{2im_k\sqrt{\pi}\hat{p}_k} &= \int ds e^{is(\hat{Q}_j-x_j)}e^{2im_k\sqrt{\pi}\hat{p}_k} \\ &= \int ds e^{-2m_k s\sqrt{\pi}a_k^{(j)}i}e^{2im_k\sqrt{\pi}\hat{p}_k}e^{is(\hat{Q}_j-x_j)} \\ &= e^{2im_k\sqrt{\pi}\hat{p}_k}\delta(\hat{Q}_j - x_j - 2m_k\sqrt{\pi}a_k^{(j)}). \end{aligned} \quad (25)$$

The second relation Eq. (24) allows us to do the same for any integer $m'_k \in \mathbb{Z}$ power of the position stabilizer $e^{im'_k\sqrt{\pi}\hat{q}_k}$,

$$\begin{aligned} \delta(\hat{Q}_j - x_j)e^{im'_k\sqrt{\pi}\hat{q}_k} &= \int ds e^{is(\hat{Q}_j-x_j)}e^{im'_k\sqrt{\pi}\hat{q}_k} \\ &= \int ds e^{m'_k s\sqrt{\pi}b_k^{(j)}i}e^{im'_k\sqrt{\pi}\hat{q}_k}e^{is(\hat{Q}_j-x_j)} \\ &= e^{im'_k\sqrt{\pi}\hat{q}_k}\delta(\hat{Q}_j - x_j + m'_k\sqrt{\pi}b_k^{(j)}). \end{aligned} \quad (26)$$

Note we can arbitrarily change the sign of m'_k so that it is consistent with the first relation. The second relation therefore can be expressed as

$$\delta(\hat{Q}_j - x_j)e^{-im'_k\sqrt{\pi}\hat{q}_k} = e^{-im'_k\sqrt{\pi}\hat{q}_k}\delta(\hat{Q}_j - x_j - m'_k\sqrt{\pi}b_k^{(j)}). \quad (27)$$

We can see what happens if we add the stabilizer chain

$$e^{2\sqrt{\pi}im_1\hat{p}_1}e^{-\sqrt{\pi}im'_1\hat{q}_1} \dots e^{2\sqrt{\pi}im_n\hat{p}_n}e^{-\sqrt{\pi}im'_n\hat{q}_n} \quad (28)$$

to the full PDF given by Eq. (18). We get

$$\begin{aligned}
& \text{PDF}(\hat{\mathbf{Q}} = \mathbf{x}) \\
&= \langle \psi_0 | \left(\prod_j \delta(\hat{Q}_j - x_j) \right) | \psi_0 \rangle \\
&= \langle \psi_0 | \left(\prod_j \delta(\hat{Q}_j - x_j) \right) e^{2\sqrt{\pi}im_1\hat{p}_1} e^{-\sqrt{\pi}im'_1\hat{q}_1} \dots e^{2\sqrt{\pi}im_n\hat{p}_n} e^{-\sqrt{\pi}im'_n\hat{q}_n} | \psi_0 \rangle \\
&= \langle \psi_0 | \left(\dots \delta(\hat{Q}_{n-1} - x_{n-1}) \delta(\hat{Q}_n - x_n) \right) e^{2\sqrt{\pi}im_1\hat{p}_1} e^{-\sqrt{\pi}im'_1\hat{q}_1} \dots e^{2\sqrt{\pi}im_n\hat{p}_n} e^{-\sqrt{\pi}im'_n\hat{q}_n} | \psi_0 \rangle \\
&= \langle \psi_0 | \left(\dots \delta(\hat{Q}_{n-1} - x_{n-1}) e^{2\sqrt{\pi}im_1\hat{p}_1} e^{-\sqrt{\pi}im'_1\hat{q}_1} \dots e^{2\sqrt{\pi}im_n\hat{p}_n} e^{-\sqrt{\pi}im'_n\hat{q}_n} \delta \left(\hat{Q}_n - x_n - \left(\sqrt{\pi} \sum_k 2a_k^{(n)} m_k + b_k^{(n)} m'_k \right) \right) \right) | \psi_0 \rangle \\
&= \langle \psi_0 | \left(\prod_j \delta \left(Q_j - x_j - \left(\sqrt{\pi} \sum_k 2a_k^{(j)} m_k + b_k^{(j)} m'_k \right) \right) \right) | \psi_0 \rangle \tag{29}
\end{aligned}$$

which gives periodicity relations in \mathbf{x} . By virtue of these relations, x_j can be displaced in position by a certain amount parameterized by

$$x_j \rightarrow x'_j = x_j + \sqrt{\pi} \sum_k 2a_k^{(j)} m_k + b_k^{(j)} m'_k. \tag{30}$$

Next, we identify stabilizers of the form

$$\begin{aligned}
g(\vec{l}) &= e^{i\phi(\vec{l})} \prod_j e^{i\sqrt{\pi}l_j \hat{Q}_j} \\
&= e^{i\phi(\vec{l})} e^{i\sqrt{\pi} \sum_j l_j \hat{Q}_j} \\
&= e^{i\phi(\vec{l})} e^{i\sqrt{\pi} \sum_j l_j (a_1^{(j)} \hat{q}_1 + b_1^{(j)} \hat{p}_1 + \dots + a_n^{(j)} \hat{q}_n + b_n^{(j)} \hat{p}_1 + c_j)} \\
&= e^{i\phi(\vec{l})} e^{i\sqrt{\pi} \sum_j l_j (\sum_k (a_k^{(j)} \hat{q}_k + b_k^{(j)} \hat{p}_k) + c_j)} \\
&= e^{i\phi(\vec{l})} e^{i\sqrt{\pi} \vec{l} \cdot \vec{c}} e^{i\sqrt{\pi} \sum_j l_j \sum_k (a_k^{(j)} \hat{q}_k + b_k^{(j)} \hat{p}_k)} \\
&= e^{i\phi(\vec{l})} e^{i\sqrt{\pi} \vec{l} \cdot \vec{c}} \prod_k e^{i\sqrt{\pi} \sum_j l_j (a_k^{(j)} \hat{q}_k + b_k^{(j)} \hat{p}_k)} \\
&= e^{i\phi(\vec{l})} e^{i\sqrt{\pi} \vec{l} \cdot \vec{c}} \prod_k e^{i\sqrt{\pi} (\sum_j l_j a_k^{(j)}) \hat{q}_k + i\sqrt{\pi} (\sum_j l_j b_k^{(j)}) \hat{p}_k} \\
&= e^{i\phi(\vec{l})} e^{i\sqrt{\pi} \vec{l} \cdot \vec{c}} \prod_k e^{i\sqrt{\pi} (\sum_j l_j A_{j,k}) \hat{q}_k + i\sqrt{\pi} (\sum_j l_j B_{j,k}) \hat{p}_k} \\
&= e^{i\phi(\vec{l})} e^{i\sqrt{\pi} \vec{l} \cdot \vec{c}} \prod_{k=1}^n e^{i\sqrt{\pi} (\vec{l}^T A)_k \hat{q}_k + i\sqrt{\pi} (\vec{l}^T B)_k \hat{p}_k}. \tag{31}
\end{aligned}$$

Using the BCH formula given in Eq. (20) we get

$$\begin{aligned}
g(\vec{l}) &= e^{i\phi(\vec{l})} e^{i\sqrt{\pi} \vec{l} \cdot \vec{c}} \prod_k e^{i\sqrt{\pi} (\vec{l}^T A)_k \hat{q}_k + i\sqrt{\pi} (\vec{l}^T B)_k \hat{p}_k} \\
&= e^{i\phi(\vec{l})} e^{i\sqrt{\pi} \vec{l} \cdot \vec{c}} \prod_k e^{i\sqrt{\pi} (\vec{l}^T A)_k \hat{q}_k} e^{i\sqrt{\pi} (\vec{l}^T B)_k \hat{p}_k} e^{-\frac{1}{2} [i\sqrt{\pi} (\vec{l}^T A)_k \hat{q}_k, i\sqrt{\pi} (\vec{l}^T B)_k \hat{p}_k]} \\
&= e^{i\phi(\vec{l})} e^{i\sqrt{\pi} \vec{l} \cdot \vec{c}} \prod_k e^{i\sqrt{\pi} (\vec{l}^T A)_k \hat{q}_k} e^{i\sqrt{\pi} (\vec{l}^T B)_k \hat{p}_k} e^{\frac{1}{2} \pi (\vec{l}^T A)_k (\vec{l}^T B)_k [\hat{q}_k, \hat{p}_k]} \\
&= e^{i\phi(\vec{l})} e^{i\sqrt{\pi} \vec{l} \cdot \vec{c}} \prod_k e^{\frac{1}{2} \pi (\vec{l}^T A)_k (\vec{l}^T B)_k} e^{i\sqrt{\pi} (\vec{l}^T A)_k \hat{q}_k} e^{i\sqrt{\pi} (\vec{l}^T B)_k \hat{p}_k} \tag{32}
\end{aligned}$$

and we choose the function

$$\begin{aligned}
\phi(\vec{l}) &= -\frac{1}{2}\pi \sum_k \left(\vec{l}^T A\right)_k \left(\vec{l}^T B\right)_k - \sqrt{\pi}\vec{l} \cdot \vec{c} \\
&= -\frac{1}{2}\pi \left(\vec{l}^T A\right) \cdot \left(\vec{l}^T B\right) - \sqrt{\pi}\vec{l} \cdot \vec{c} \\
&= -\frac{1}{2}\pi \left(\vec{l}^T A\right) \left(B^T \vec{l}\right) - \sqrt{\pi}\vec{l} \cdot \vec{c} \\
&= -\frac{1}{2}\pi \vec{l}^T A B^T \vec{l} - \sqrt{\pi}\vec{l} \cdot \vec{c}
\end{aligned} \tag{33}$$

which gives a stabilizer whenever

$$\begin{aligned}
\left(\vec{l}^T A\right)_k &= 0 \pmod{1} \\
\left(\vec{l}^T B\right)_k &= 0 \pmod{2}
\end{aligned} \tag{34}$$

or equivalently

$$\begin{aligned}
\left(A^T \vec{l}\right)_k &= 0 \pmod{1} \\
\left(B^T \vec{l}\right)_k &= 0 \pmod{2}.
\end{aligned} \tag{35}$$

This provides us with a constrained system of equations. We need to identify the points \vec{x} such that

$$\sqrt{\pi}\vec{l}^T \vec{x} - \frac{1}{2}\pi \vec{l}^T A B^T \vec{l} - \sqrt{\pi}\vec{l} \cdot \vec{c} = 0 \pmod{2\pi} \tag{36}$$

where \vec{l} is any vector which satisfies Eq. (35). The points \vec{x} must satisfy this equation for all possible choices of \vec{l} which satisfy Eq. (35).

Identifying possible values of the vector

We can then identify the solutions of the vector \vec{l} by analyzing an overdetermined system of linear equations of the form

$$\begin{pmatrix} A^T \\ B^T \end{pmatrix} \vec{l} = \begin{pmatrix} 0 & \pmod{1} \\ \vdots & \\ 0 & \pmod{1} \\ 0 & \pmod{2} \\ \vdots & \\ 0 & \pmod{2} \end{pmatrix}. \tag{37}$$

The matrix S can be written as

$$S = \begin{pmatrix} A^T \\ \frac{1}{2}B^T \end{pmatrix} = \begin{pmatrix} 1 & 0 \\ 0 & \frac{1}{2} \end{pmatrix} \bar{S} \tag{38}$$

where $\bar{S} = (A \ B)^T$ is the transpose of the first n rows of the symplectic matrix M .

We introduce the vector \vec{b} which is a $2n$ -vector of integers. This allows us to express the constraint on \vec{l} as

$$S\vec{l} = \vec{b}. \tag{39}$$

This gives an overdetermined system of linear equations and does not necessarily always have a solution. Whether the system has solutions or not depends on which integers are chosen in \vec{b} .

The columns of S are linearly independent. This can be seen by considering the fact that the determinant of the symplectic matrix is $\det M = 1$ which means that it has linearly independent rows [42]. Hence, the matrix \bar{S} will have linearly independent columns. Furthermore, the matrix which converts \bar{S} to S is a full rank $2n \times 2n$ matrix. Hence, the rank of S will be the same as the rank of \bar{S} , i.e. it will have rank n which means the columns must be linearly independent [32, 43].

We can express the solutions of \vec{l} in terms of the Moore-Penrose pseudoinverse [27–29], which is a generalization of the matrix inverse. For any matrix S there exists a pseudoinverse S^+ even if the matrix does not have a true inverse. A $2n \times n$ rectangular matrix S with linearly independent columns has rank n [43]. The pseudoinverse S^+ is defined such that $S^+S = \mathbb{1}$. The pseudoinverse of S can be found in terms of the pseudoinverse of the rank n matrix \bar{S} as [44]

$$S^+ = \bar{S}^+ \begin{pmatrix} 1 & 0 \\ 0 & 1/2 \end{pmatrix}^+ = \bar{S}^+ \begin{pmatrix} 1 & 0 \\ 0 & 2 \end{pmatrix} \quad (40)$$

where we have used the fact that the pseudoinverse of a non-singular matrix is equal to its inverse [29].

This gives potential solutions of \vec{l} in the form

$$\vec{l} = S^+ \vec{b} \quad (41)$$

but if this system is unsolvable for a given \vec{b} then the pseudoinverse will not provide a valid solution to \vec{l} . For it to be valid it must satisfy the original equation [29]

$$S\vec{l} = SS^+ \vec{b} = \vec{b} \quad (42)$$

which gives the constraint on the integers \vec{b} as

$$SS^+ \vec{b} = \vec{b}. \quad (43)$$

We can write this constraint as

$$(SS^+ - 1)\vec{b} = 0 \quad \implies \quad (1 - SS^+)\vec{b} = 0. \quad (44)$$

We now identify for which integer values of \vec{b} this expression is satisfied. To do so, we first analyze the properties of the projector in Eq. (44).

The projector is rational

In this section we will analyze the $2n \times 2n$ projection matrix $1 - SS^+$. We will demonstrate that the projector will contain all rational elements.

We then use the expression to find the pseudoinverse of a matrix with linearly independent columns, to identify the pseudoinverse of \bar{S} as [29]

$$\bar{S}^+ = (\bar{S}^T \bar{S})^{-1} \bar{S}^T. \quad (45)$$

Note that $1 - SS^+$ will be rational if SS^+ is rational. Inspecting

$$\bar{S}^+ = (AA^T + BB^T)^{-1} (A \ B) \quad (46)$$

we can see that as long as A, B are rational, the matrix $(AA^T + BB^T)$ will be rational. The inverse of a rational matrix will also be rational, and so \bar{S}^+ will also be rational. Therefore we know S^+ is rational. This also implies that $1 - SS^+$ is a matrix of rational elements.

Unimodular eigenvalue decomposition

We know from the previous subsection that the matrix $1 - SS^+$ will consist of all rational elements. In this subsection we will show that it can always be written in the form

$$1 - SS^+ = V \begin{pmatrix} 0 & 0 \\ 0 & \mathbb{1} \end{pmatrix} V^{-1} \quad (47)$$

where V is a unimodular matrix, also known as a unit matrix [29]. The definition of a unimodular matrix is one that contains all integers and has determinant 1 [30].

To find such V for a given matrix $1 - SS^+$ we can first find the Smith decomposition of the matrix σS . We use the integer σ to multiply every element of matrix S to an integer. The integer σS can be found to be the lowest common multiple of all of the denominators of S . The Smith decomposition is given by

$$\sigma S = VDU \implies S = \sigma^{-1}VDU \quad (48)$$

where V is a $2n \times 2n$ unimodular matrix, U is a $n \times n$ unimodular matrix. D is a diagonal $2n \times n$ matrix which has the same rank as S , which has rank n . The Smith decomposition algorithm will order the diagonal elements of D in descending order. We can therefore assume that D has n non-zero entries along the diagonal. The remaining entries in the matrix D will be 0.

Furthermore, we can identify the pseudoinverse of S as

$$S^+ = \sigma U^{-1}D^+V^{-1}, \quad (49)$$

where we have used that the pseudoinverse of the product of two matrices AB is $(AB)^+ = B^+A^+$ [45]. This gives a convenient expression for SS^+

$$SS^+ = VDD^+V^{-1} \quad (50)$$

and the projector

$$1 - SS^+ = 1 - VDD^+V^{-1} = V(1 - DD^+)V^{-1}. \quad (51)$$

Furthermore, we know that D is a matrix of integer entries along the diagonal. We know that D^+ can be found by taking the inverse of each non-zero element along the diagonal and then transposing [29]. Therefore we can find DD^+ by inspecting

$$DD^+ = \begin{pmatrix} D_{1,1} & \dots & 0 \\ 0 & \ddots & 0 \\ 0 & \dots & D_{n,n} \\ 0 & \dots & 0 \\ 0 & \vdots & 0 \\ 0 & \dots & 0 \end{pmatrix} \begin{pmatrix} D_{1,1}^{-1} & \dots & 0 & 0 & \dots & 0 \\ 0 & \ddots & 0 & 0 & \dots & 0 \\ 0 & \dots & D_{n,n}^{-1} & 0 & \dots & 0 \end{pmatrix} = \begin{pmatrix} \mathbb{1} & 0 \\ 0 & 0 \end{pmatrix}. \quad (52)$$

This means that

$$1 - DD^+ = \begin{pmatrix} 0 & 0 \\ 0 & \mathbb{1} \end{pmatrix} \quad (53)$$

and we can express the projector as

$$1 - SS^+ = 1 - VDD^+V^{-1} = V \begin{pmatrix} 0 & 0 \\ 0 & \mathbb{1} \end{pmatrix} V^{-1} \quad (54)$$

as we had anticipated. This form gives a convenient eigenvalue decomposition of the matrix $1 - SS^+$. The integer eigenvectors of $(1 - SS^+)$ are given as the columns of V . The first n columns correspond to eigenvectors with eigenvalue 0 and the remaining n columns correspond to eigenvectors with eigenvalue 1. We can therefore construct any integer eigenvector with eigenvalue 0 as [32]

$$\vec{b} = V \begin{pmatrix} \mathbb{1} \\ 0 \end{pmatrix} \vec{m}. \quad (55)$$

Note that in general the decomposition matrices U, V of the Smith decomposition are not necessarily unique. However, the complete set of eigenvectors \vec{b} will be the same regardless of which decomposition matrix V is found [32].

Breaking the equation into a set of linear equations

The allowed values of \vec{l} can therefore be expressed in terms of the n -vector \vec{m} as

$$\vec{l} = S^+\vec{b} = S^+V \begin{pmatrix} \mathbb{1} \\ 0 \end{pmatrix} \vec{m} = R\vec{m} \quad (56)$$

where we have introduced the $n \times n$ matrix R as

$$R = S^+ V \begin{pmatrix} \mathbb{1} \\ 0 \end{pmatrix}. \quad (57)$$

We then would like to solve the equation

$$\sqrt{\pi} \vec{l}^T \vec{x} - \frac{1}{2} \pi \vec{l}^T A B^T \vec{l} - \sqrt{\pi} \vec{l} \cdot \vec{c} = 0 \pmod{2\pi} \quad (58)$$

for which we can, without loss of generality, set $\vec{c} = 0$ (because we can consider a different \vec{c} to be a change of variables in \vec{x}) and it becomes

$$\vec{l}^T \left(\frac{1}{\sqrt{\pi}} \vec{x} - \frac{1}{2} A B^T \vec{l} \right) = 0 \pmod{2}. \quad (59)$$

We consider the term

$$\frac{1}{2} \vec{l}^T A B^T \vec{l} = \vec{m}^T T \vec{m} \quad (60)$$

where we have defined the $n \times n$ matrix

$$\begin{aligned} T &= \frac{1}{2} R^T A B^T R \\ &= \frac{1}{2} (\mathbb{1} \ 0) V^T (S^+)^T A B^T S^+ V \begin{pmatrix} \mathbb{1} \\ 0 \end{pmatrix}. \end{aligned} \quad (61)$$

The matrix T will always give integer values. For proof of this consider the following. We know from Eq. (43) and Eq. (55) that

$$S S^+ V \begin{pmatrix} \mathbb{1} \\ 0 \end{pmatrix} \vec{m} = V \begin{pmatrix} \mathbb{1} \\ 0 \end{pmatrix} \vec{m} \quad (62)$$

which must be true for all integer vectors \vec{m} . As a consequence we have

$$\begin{aligned} S S^+ V \begin{pmatrix} \mathbb{1} \\ 0 \end{pmatrix} &= V \begin{pmatrix} \mathbb{1} \\ 0 \end{pmatrix} \\ \implies \begin{pmatrix} A^T \\ \frac{1}{2} B^T \end{pmatrix} S^+ V \begin{pmatrix} \mathbb{1} \\ 0 \end{pmatrix} &= V \begin{pmatrix} \mathbb{1} \\ 0 \end{pmatrix}. \end{aligned} \quad (63)$$

We know that

$$S^+ V \begin{pmatrix} \mathbb{1} \\ 0 \end{pmatrix} \quad (64)$$

is an $n \times n$ matrix so we must have

$$\begin{aligned} A^T S^+ V \begin{pmatrix} \mathbb{1} \\ 0 \end{pmatrix} &= V^{(11)} \\ \frac{1}{2} B^T S^+ V \begin{pmatrix} \mathbb{1} \\ 0 \end{pmatrix} &= V^{(21)}. \end{aligned} \quad (65)$$

This means that from Eq. (61) the matrix T can be succinctly written as

$$T = V^{(11)T} V^{(21)}. \quad (66)$$

The matrix V is unimodular meaning that it consists of all integer elements. The block matrices $V^{(21)}$, $V^{(11)}$ must also be integer and the multiplication of two integer matrices is also integer. Hence, T is an integer matrix.

We can now solve Eq. (59) which constrains the values of \vec{x} , which can be written in terms of Eq. (56) and Eq. (60) as

$$\frac{1}{\sqrt{\pi}} \vec{m}^T R^T \vec{x} - \vec{m}^T T \vec{m} = 0 \pmod{2}. \quad (67)$$

This must be true for any chosen \vec{m} . We introduce the length- n basis vector $\vec{e}^{(j)}$ which has zero in all elements, except at element j for which it is 1,

$$\vec{e}^{(j)} = (0_1, \dots, 0_{j-1}, 1_j, 0_{j+1}, \dots, 0_n)^T. \quad (68)$$

Choosing $\vec{m} = m_j \vec{e}^{(j)}$, for any integer $m_j \in \mathbb{Z}$, gives an equation of the form

$$\frac{1}{\sqrt{\pi}} m_j (R^T \vec{x})_j - m_j^2 T_{jj} = 0 \pmod{2}. \quad (69)$$

The vector $\vec{m} = m_j \vec{e}^{(j)}$ will produce constraints for different choices of $m_j \in \{1, 2, 3, \dots\}$ as

$$\frac{1}{\sqrt{\pi}} (R^T \vec{x})_j - T_{jj} = 0 \pmod{2} \quad (70)$$

$$2 \frac{1}{\sqrt{\pi}} (R^T \vec{x})_j - 4T_{jj} = 0 \pmod{2} \quad (71)$$

$$3 \frac{1}{\sqrt{\pi}} (R^T \vec{x})_j - 9T_{jj} = 0 \pmod{2}, \quad (72)$$

continuing for all integers m_j . We know that T_{jj} is an integer and so we inspect two cases. In the first case we consider when T_{jj} is an even integer. These constraints can then always be simplified to

$$m_j \frac{1}{\sqrt{\pi}} (R^T \vec{x})_j = 0 \pmod{2}. \quad (73)$$

Then using the fact that this must hold for any choice of m_j we identify that any integer m_j multiplied by $\frac{1}{\sqrt{\pi}} (R^T \vec{x})_j$ is an even integer. This means that for even T_{jj} we have

$$\frac{1}{\sqrt{\pi}} (R^T \vec{x})_j = 0 \pmod{2}. \quad (74)$$

In the second case, for which T_{jj} is odd and so $T_{j,j} \pmod{2} = 1$, the constraints can be simplified to

$$\frac{1}{\sqrt{\pi}} (R^T \vec{x})_j - 1 = 0 \pmod{2} \quad (75)$$

$$2 \frac{1}{\sqrt{\pi}} (R^T \vec{x})_j = 0 \pmod{2} \quad (76)$$

$$3 \frac{1}{\sqrt{\pi}} (R^T \vec{x})_j - 1 = 0 \pmod{2} \quad (77)$$

which will be satisfied for all choices of m_j if and only if $\frac{1}{\sqrt{\pi}} (R^T \vec{x})_j$ is an odd number. Hence, for odd T_{jj} we can write

$$\frac{1}{\sqrt{\pi}} (R^T \vec{x})_j = 1 \pmod{2}. \quad (78)$$

Combining these two cases we can express the two relations, which depend on whether T_{jj} is odd i.e. $T_{jj} \pmod{2} = 1$ or even i.e. $T_{jj} \pmod{2} = 0$, as

$$\frac{1}{\sqrt{\pi}} (R^T \vec{x})_j = T_{j,j} \pmod{2}. \quad (79)$$

We can also attempt to select for combinations of these basis vectors. For example, we can choose $\vec{m} = m_i \vec{e}^{(i)} + m_j \vec{e}^{(j)}$ for different integers $m_i, m_j \in \mathbb{Z}$. These will give constraints of the form

$$\frac{1}{\sqrt{\pi}} m_i (R^T \vec{x})_i + \frac{1}{\sqrt{\pi}} m_j (R^T \vec{x})_j - m_j^2 T_{jj} - m_i^2 T_{ii} - 2m_i m_j T_{ij} = 0 \pmod{2} \quad (80)$$

but because we know that every element $T_{i,j}$ is an integer, this is equivalent to linear combinations of the constraints with a single $m_j \neq 0$. We already know that the constraints with single $m_j \neq 0$ are satisfied and so adding combinations of such constraints do not constraint the allowed values of \vec{x} any further.

A valid solution can be found by solving

$$\frac{1}{\sqrt{\pi}}R^T\vec{x} = \vec{t} \pmod{2} \quad (81)$$

where \vec{t} is an integer vector of the diagonal elements of T . Note that R^T is a $n \times n$ matrix given by

$$R^T = (\mathbb{1} \ 0)V^T(S^+)^T. \quad (82)$$

This system of equations will have infinite solutions. However, if R^T is invertible then the system of equations can be solved by applying the inverse of R^T to the left of both sides of the equation.

Solving the set of linear equations

To solve the set of linear equations we need to find the inverse of R . We first claim that the pseudoinverse is the inverse of R . R is given in Eq. (57) so its pseudoinverse is

$$R^+ = (\mathbb{1} \ 0)V^{-1}S. \quad (83)$$

Now, we can check that $R^+R = 1$ and $RR^+ = 1$. If this is true then we will know that R is invertible and $R^+ = R^{-1}$. First we see that

$$R^+R = (\mathbb{1} \ 0)V^{-1}SS^+V \begin{pmatrix} \mathbb{1} \\ 0 \end{pmatrix} \quad (84)$$

and use Eq. (50) and Eq. (53) to write

$$\begin{aligned} R^+R &= (\mathbb{1} \ 0)DD^+ \begin{pmatrix} 0 \\ \mathbb{1} \end{pmatrix} \\ &= (\mathbb{1} \ 0) \begin{pmatrix} \mathbb{1} & 0 \\ 0 & 0 \end{pmatrix} \begin{pmatrix} \mathbb{1} \\ 0 \end{pmatrix} \\ &= (\mathbb{1} \ 0) \begin{pmatrix} \mathbb{1} \\ 0 \end{pmatrix} \\ &= \mathbb{1}. \end{aligned} \quad (85)$$

Furthermore we can check RR^+ is equal to the identity

$$\begin{aligned} RR^+ &= S^+V \begin{pmatrix} \mathbb{1} \\ 0 \end{pmatrix} (\mathbb{1} \ 0)V^{-1}S \\ &= S^+V \begin{pmatrix} \mathbb{1} & 0 \\ 0 & 0 \end{pmatrix} V^{-1}S. \end{aligned} \quad (86)$$

This time we replace the matrix with DD^+ , using Eq. (50) to find

$$\begin{aligned} RR^+ &= S^+VDD^+V^{-1}S \\ &= S^+SS^+S \\ &= \mathbb{1} \end{aligned} \quad (87)$$

where we have used that $S^+S = \mathbb{1}$.

This means that $RR^+ = R^+R = \mathbb{1}$ which implies that $R^{-1} = R^+$. Hence, we can write the inverse of R as

$$R^{-1} = (\mathbb{1} \ 0)V^{-1}S \quad (88)$$

and

$$R^{-T} = S^T V^{-T} \begin{pmatrix} \mathbb{1} \\ 0 \end{pmatrix}. \quad (89)$$

Finally, we can invert Eq. (81) to identify the solutions to the constrained linear equation as

$$\vec{x} = \sqrt{\pi}R^{-T}(\vec{t} + 2\vec{m}). \quad (90)$$

Connection to periodicity

The periodicity is given by Eq. (10) and can be rewritten in terms of

$$\begin{aligned}\vec{x}' &= \vec{x} + 2\sqrt{\pi}(A \ \frac{1}{2}B) \begin{pmatrix} \vec{k} \\ \vec{k}' \end{pmatrix} \\ &= \vec{x} + 2\sqrt{\pi}S^T \begin{pmatrix} \vec{k} \\ \vec{k}' \end{pmatrix}\end{aligned}\quad (91)$$

where \vec{k} and \vec{k}' are each n -dimensional vectors of integers. At first this looks like the periodicity defines more points than those at which the PDF is non-zero. However, we will show that this is not the case and that the periodicity relation could be rewritten in a form which depends only on an n -vector of integers.

We now show that the PDF is specified completely by the periodicity relation and the points at which the PDF is non-zero. For this to hold, two conditions are required. First, we need to ensure that any non-zero point displaced by the periodicity relations always results in another non-zero point. Secondly, we need to ensure that any non-zero point can be reached by another non-zero point using the periodicity relations.

Every displaced non-zero point is a non-zero point

We can check that for any valid solution \vec{x} we also get a valid solution if it is displaced according to the periodicity constraint. I.e., we can check that any point specified by the periodicity constraint is included in the allowed points.

If we take a point specified by

$$\frac{1}{\sqrt{\pi}}\vec{x}^{(1)} = (R^T)^{-1}(\vec{t} + 2\vec{m}) \quad (92)$$

and displace it according to the periodicity relation, the new point

$$\frac{1}{\sqrt{\pi}}\vec{x}^{(2)} = (R^T)^{-1}(\vec{t} + 2\vec{m}) + 2(A \ \frac{1}{2}B) \begin{pmatrix} \vec{k} \\ \vec{k}' \end{pmatrix} \quad (93)$$

should also satisfy the constraint above. I.e.,

$$\begin{aligned}\frac{1}{\sqrt{\pi}}R^T\vec{x}^{(2)} &= R^T \left((R^T)^{-1}(\vec{t} + 2\vec{m}) + 2(A \ \frac{1}{2}B) \begin{pmatrix} \vec{k} \\ \vec{k}' \end{pmatrix} \right) \\ &= (\vec{t} + 2\vec{m}) + 2R^T(A \ \frac{1}{2}B) \begin{pmatrix} \vec{k} \\ \vec{k}' \end{pmatrix} \\ &= (\vec{t} + 2\vec{m}) + 2R^T \left(A\vec{k} + \frac{1}{2}B\vec{k}' \right)\end{aligned}\quad (94)$$

which we expect to evaluate to $\vec{t} + 2\vec{m}'$, where \vec{m}' is a different n -vector of integers. This can be shown by inspecting each element of the vector

$$\vec{w} = 2R^T \left(A\vec{k} + \frac{1}{2}B\vec{k}' \right). \quad (95)$$

The elements in each vector can be found by multiplying the transpose of the vector with the unit vector

$$\begin{aligned}w_i &= \vec{w}^T \vec{e}_i \\ &= 2 \left(\vec{k}^T A^T R + \frac{1}{2} \vec{k}'^T B^T R \right) \vec{e}_i.\end{aligned}\quad (96)$$

We know from Eq. (56) that for any n -dimensional vector of integers \vec{k} there exists an allowed value of \vec{l} as

$$\vec{l} = R\vec{k}. \quad (97)$$

Choosing \vec{k} to be the basis vector as defined in Eq. (68), i.e. $\vec{k} = \vec{e}^{(i)}$ we can identify one choice of \vec{l} , parameterized by i which corresponds to which element of the vector \vec{k} is chosen to be non-zero, as

$$\vec{l}^{(i)} = R\vec{e}_i. \quad (98)$$

We can then write the i -th element of the vector \vec{w} in Eq. (95) as

$$w_i = 2 \left(\vec{k}^T A^T \vec{l}^{(i)} + \frac{1}{2} \vec{k}'^T B^T \vec{l}^{(i)} \right). \quad (99)$$

Furthermore for any allowed \vec{l} , including the choice $\vec{l}^{(i)}$ we have

$$\begin{aligned} (A^T \vec{l})_i &= 0 \pmod{1} \\ (B^T \vec{l})_i &= 0 \pmod{2}. \end{aligned} \quad (100)$$

The term in brackets in Eq. (99) must be an integer, and so w_i must be an even integer. This means that

$$\vec{w} = 2\vec{\tilde{m}} \quad (101)$$

for some n -dimensional vector of integers $\vec{\tilde{m}}$ and hence

$$\begin{aligned} \frac{1}{\sqrt{\pi}} R^T \vec{x}^{(2)} &= (\vec{t} + 2\vec{\tilde{m}}) + 2R^T \left(A\vec{k} + \frac{1}{2} B\vec{k}' \right) \\ &= \vec{t} + 2\vec{\tilde{m}} + \vec{w} \\ &= \vec{t} + 2\vec{\tilde{m}} + 2\vec{\tilde{m}} \\ &= \vec{t} + 2\vec{\tilde{m}}'. \end{aligned} \quad (102)$$

Periodicity relations are sufficient to reach all points

For any non-zero point we need to be able to reach any other non-zero point using the periodicity relations. This can be checked by specifying a center point as

$$\vec{x}^{(0)} = \sqrt{\pi}(R^T)^{-1}\vec{t} \quad (103)$$

and proving that it can be displaced to any other non-zero point of the form

$$\vec{x}^{(1)} = \sqrt{\pi}(R^T)^{-1}(\vec{t} + 2\vec{\tilde{m}}) \quad (104)$$

using only displacements of the form given by Eq. (91). This is equivalent to saying that for any choice of $\vec{\tilde{m}}$, there exists some \vec{k}, \vec{k}' such that

$$\begin{aligned} \sqrt{\pi}(R^T)^{-1}(\vec{t} + 2\vec{\tilde{m}}) &= \sqrt{\pi}(R^T)^{-1}\vec{t} + 2\sqrt{\pi}S^T \begin{pmatrix} \vec{k} \\ \vec{k}' \end{pmatrix} \\ \implies (R^T)^{-1}\vec{\tilde{m}} &= S^T \begin{pmatrix} \vec{k} \\ \vec{k}' \end{pmatrix}. \end{aligned} \quad (105)$$

We can solve this equation using the pseudoinverse to find potential solutions of the form

$$\begin{pmatrix} \vec{k} \\ \vec{k}' \end{pmatrix} = (S^T)^+(R^T)^{-1}\vec{\tilde{m}}. \quad (106)$$

As with any pseudoinverse we can check whether this solution is a valid solution by evaluating whether the original linear equation holds under the solution. I.e. we check

$$S^T(S^T)^+(R^T)^{-1}\vec{\tilde{m}} = (S^+S)^T(R^T)^{-1}\vec{\tilde{m}} = (R^T)^{-1}\vec{\tilde{m}} \quad (107)$$

which means that this solution is one possible valid solution. Note there exists infinite more solutions but we do not need to find an expression for all of these. We have shown that no matter which non-zero point we are interested in, i.e. $\vec{x}^{(1)}$, there will be at least one way (and in fact infinite ways) to get to that point from the center point $\vec{x}^{(0)}$.

Constructing the PDF from the non-zero points and the periodicity relations

Now we know that the points of the PDF for which it is non-zero all have the same value. This allows us to write an expression for the PDF. We know the allowed points are given by Eq. (90).

We can therefore express the PDF as

$$\text{PDF}(\vec{x}) = \sum_{\vec{m} \in \mathbb{Z}^n} \delta(\vec{x} - \sqrt{\pi}(R^T)^{-1}(\vec{t} + 2\vec{m})), \quad (108)$$

where $(R^T)^{-1}$ is a matrix of rational numbers and \vec{t} is a vector of integers.

Appendix B: Algorithm to evaluate the PDF from the symplectic matrix and its computational complexity

In this subsection we give the steps to calculate the PDF directly from the symplectic matrix. Given the symplectic matrix M

$$M = \begin{pmatrix} A & B \\ C & D \end{pmatrix} \quad (109)$$

we need to evaluate R^{-T}, \vec{t} in order to write the PDF. R^{-T} is given in terms of S^T and V , where V is the unimodular matrix arising from the Smith decomposition of σS . The vector \vec{t} can be evaluated from V .

First we can identify the matrix S . This can be achieved using a transpose and row operations or simply by directly writing it in terms of the block components A, B as

$$S = \begin{pmatrix} A^T \\ \frac{1}{2}B^T \end{pmatrix}. \quad (110)$$

To find the matrix V we first need to calculate the lowest common multiple of all the denominators of the elements S . Formally we could write

$$\sigma = \text{lcm}(\text{den}(S_{1,1}), \dots, \text{den}(S_{1,n}), \text{den}(S_{2,1}), \dots, \text{den}(S_{2n,n})). \quad (111)$$

Then we multiply the matrix S by σ to produce an integer matrix σS . We can perform a Smith normal form decomposition on this matrix to identify the $2n \times 2n$ unimodular matrix V , the $2n \times n$ diagonal matrix D and the $n \times n$ unimodular matrix U ,

$$\sigma S = VDU. \quad (112)$$

We can discard the matrices D, U .

The transpose-inverse of R can be directly evaluated as

$$R^{-T} = S^T V^{-T} \begin{pmatrix} \mathbb{1} \\ 0 \end{pmatrix} = (A \quad \frac{1}{2}B) V^{-T} \begin{pmatrix} \mathbb{1} \\ 0 \end{pmatrix}. \quad (113)$$

Furthermore, the matrix T can be calculated from V as

$$T = V^{(11)T} V^{(21)} \quad (114)$$

and the vector \vec{t} is simply the diagonal entries of T . The PDF is then given by Eq. (108).

To summarize, this algorithm consists of the following steps

1. Evaluate the matrix S from M
2. Identify the integer σ from Eq. (111).
3. Multiply every element of S by σ
4. Find the matrix V from the Smith decomposition of σS
5. Find the inverse-transpose of V
6. Evaluate R^{-T} from S^T, V^{-T}

7. Evaluate \vec{t} from V

We can assume that the $2n \times 2n$ symplectic matrix M is stored as a matrix of numerators M^{num} and a matrix of denominators M^{den} such that $M = M^{\text{num}} \oslash M^{\text{den}}$, where \oslash denotes element-wise division.

Step 1 consists of a truncation of the $2n \times 2n$ matrix M followed by matrix multiplication of the denominator matrix M^{den} which in the worst case requires $\mathcal{O}(n^3)$ operations [46].

Step 2 consists of finding the lowest common multiple of every element in M^{den} . There are $(2n)^2$ integer entries of this matrix $M_{i,j}^{\text{den}}$. We can find the lowest common multiple of two integers α, β by using the greatest common divisor

$$\text{lcm}(\alpha, \beta) = \frac{\alpha\beta}{\text{gcd}(\alpha, \beta)} \quad (115)$$

and then calculate the lowest common divisor of more than 2 integers iteratively, i.e.,

$$\text{lcm}(\alpha, \beta, \gamma) = \text{lcm}(\text{lcm}(\alpha, \beta), \gamma). \quad (116)$$

If we limit the number of digits of precision in each element of $M_{i,j}^{\text{den}}$ to k , we can identify that the calculation of the lowest common multiple of two integers of bit length k will require at most $\mathcal{O}(k^2)$ operations [46, 47]. The size of the bit string representing the lowest common multiple will be at most $2k$. Calculating the lowest common multiple of two numbers of size $k, 2k$ has complexity in terms of the bit length of the smallest of the two numbers, k and so the complexity of calculating the next iteration will also be $\mathcal{O}(k^2)$ and the resulting lowest common multiple of the three numbers will be $3k$. We need to repeat this iterative process n^2 times and so the total time complexity will be in the worst case $\mathcal{O}(n^2k^2)$ and the size of the integer σ will have at most n^2k bits.

Step 3 consists of multiplying every element of S by σ which will require $\mathcal{O}(n^2)$ operations and the matrix σS will contain $2n^2$ elements each of maximum size $n^2k + k$. Therefore, the bit length of each element of σS is polynomial in the number of modes n considered.

Step 4 consists of finding a Smith normal form decomposition which is polynomial in the size of the matrix S and the number of bits of each element [48], which we know from Step 3 is also polynomial in the number of modes n . Therefore Step 4 can be computed in polynomial time.

The remaining steps consist of linear algebra operations (i.e. matrix inversion, matrix multiplication and matrix transposition) which are all known to be polynomial in the size of the matrices considered and the bit length of each element [46].

We can therefore conclude that the entire algorithm for finding the PDF is polynomial in the number of modes n .

Appendix C: Simple example

We present a simple example of calculating the PDF from a circuit. We consider the circuit

$$\hat{U} = C_X F_1 P_1^2 F_1 \quad (117)$$

where P is the phase gate. Note that $F_1 P_1^2 F_1 = X_1$ which means we would expect the action of this operator on two encoded qubits states to be $C_X X_1 |0_{\text{GKP}}\rangle |0_{\text{GKP}}\rangle = |1_{\text{GKP}}\rangle |1_{\text{GKP}}\rangle$.

We can calculate its effect on the position measurement modes \hat{q}_1 and \hat{q}_2 as

$$\begin{aligned} \hat{Q}_1 &= F_1^\dagger P_1^\dagger P_1^\dagger F_1^\dagger C_X^\dagger \hat{q}_1 C_X F_1 P_1 P_1 F_1 \\ &= F_1^\dagger P_1^\dagger P_1^\dagger F_1^\dagger \hat{q}_1 F_1 P_1 P_1 F_1 \\ &= F_1^\dagger P_1^\dagger P_1^\dagger (-\hat{p}_1) P_1 P_1 F_1 \\ &= -F_1^\dagger P_1^\dagger P_1^\dagger (\hat{p}_1) P_1 P_1 F_1 \\ &= -F_1^\dagger P_1^\dagger (\hat{q}_1 + \hat{p}_1) P_1 F_1 \\ &= -F_1^\dagger (2\hat{q}_1 + \hat{p}_1) F_1 \\ &= -(-2\hat{p}_1 + \hat{q}_1) \\ &= -\hat{q}_1 + 2\hat{p}_1 \end{aligned} \quad (118)$$

and

$$\begin{aligned}
\hat{Q}_2 &= F_1^\dagger P_1^\dagger P_1^\dagger F_1^\dagger C_X^\dagger \hat{q}_2 C_X F_1 P_1 P_1 F_1 \\
&= F_1^\dagger P_1^\dagger P_1^\dagger F_1^\dagger (\hat{q}_1 + \hat{q}_2) F_1 P_1 P_1 F_1 \\
&= F_1^\dagger P_1^\dagger P_1^\dagger (-\hat{p}_1 + \hat{q}_2) P_1 P_1 F_1 \\
&= -F_1^\dagger P_1^\dagger P_1^\dagger (\hat{p}_1) P_1 P_1 F_1 + \hat{q}_2 \\
&= -F_1^\dagger P_1^\dagger (\hat{q}_1 + \hat{p}_1) P_1 F_1 + \hat{q}_2 \\
&= -(-2\hat{p}_1 + \hat{q}_1) + \hat{q}_2 \\
&= -\hat{q}_1 + 2\hat{p}_1 + \hat{q}_2
\end{aligned} \tag{119}$$

from which we can inspect

$$A = \begin{pmatrix} -1 & 0 \\ -1 & 1 \end{pmatrix} \quad B = \begin{pmatrix} 2 & 0 \\ 2 & 0 \end{pmatrix}. \tag{120}$$

We can explicitly write the matrix S as

$$S = \begin{pmatrix} A^T \\ \frac{1}{2}B^T \end{pmatrix} = \begin{pmatrix} -1 & -1 \\ 0 & 1 \\ 1 & 1 \\ 0 & 0 \end{pmatrix}. \tag{121}$$

We then find the lowest common denominator of all the fractions of S . However, in this case, $\sigma = 1$ since we already have all integers. We can then calculate the Smith decomposition of $\sigma S = S$ which is given by

$$S = VDU \tag{122}$$

with

$$V = \begin{pmatrix} -1 & -1 & 0 & 0 \\ 0 & 1 & 0 & 0 \\ 1 & 1 & 1 & 0 \\ 0 & 0 & 0 & 1 \end{pmatrix} \quad D = \begin{pmatrix} 1 & 0 \\ 0 & 1 \\ 0 & 0 \\ 0 & 0 \end{pmatrix} \quad U = \begin{pmatrix} 1 & 0 \\ 0 & 1 \end{pmatrix}. \tag{123}$$

We can also calculate the pseudoinverse of S as

$$S^+ = \begin{pmatrix} -\frac{1}{2} & -1 & \frac{1}{2} & 0 \\ 0 & 1 & 0 & 0 \end{pmatrix}, \tag{124}$$

from which we can calculate R as

$$R = S^+ V \begin{pmatrix} 1 \\ 0 \end{pmatrix} = \begin{pmatrix} 1 & 0 \\ 0 & 1 \end{pmatrix} \tag{125}$$

and R^{-T} as

$$R^{-T} = \begin{pmatrix} 1 & 0 \\ 0 & 1 \end{pmatrix}. \tag{126}$$

Furthermore we can find T as

$$T = \frac{1}{2} R^T A B^T R = \frac{1}{2} \begin{pmatrix} 1 & 0 \\ 0 & 1 \end{pmatrix} \begin{pmatrix} -1 & 0 \\ -1 & 1 \end{pmatrix} \begin{pmatrix} 2 & 2 \\ 0 & 0 \end{pmatrix} \begin{pmatrix} 1 & 0 \\ 0 & 1 \end{pmatrix} = \frac{1}{2} \begin{pmatrix} -1 & 0 \\ -1 & 1 \end{pmatrix} \begin{pmatrix} 2 & 2 \\ 0 & 0 \end{pmatrix} = \begin{pmatrix} -1 & -1 \\ -1 & -1 \end{pmatrix} \tag{127}$$

which gives the vector \vec{t} of the diagonal elements of T as

$$\vec{t} = (-1 \quad -1)^T. \tag{128}$$

This allows us to express the PDF, which is given by

$$\text{PDF}(\vec{x}) = \sum_{\vec{m} \in \mathbb{Z}^n} \delta(\vec{x} - \sqrt{\pi}(R^T)^{-1}(\vec{t} + 2\vec{m})). \quad (129)$$

The PDF can be expressed in terms of each vector element of \vec{x} as

$$\begin{aligned} \text{PDF}(\vec{x}) &= \sum_{\vec{m} \in \mathbb{Z}^2} \delta(x_1 - \sqrt{\pi}(R^{-T}\vec{t})_1 - 2\sqrt{\pi}(R^{-T}\vec{m})_1) \delta(x_2 - \sqrt{\pi}(R^{-T}\vec{t})_2 - 2\sqrt{\pi}(R^{-T}\vec{m})_2) \\ &= \sum_{\vec{m} \in \mathbb{Z}^2} \delta(x_1 + \sqrt{\pi} - 2\sqrt{\pi}(R^{-T}\vec{m})_1) \delta(x_2 + \sqrt{\pi} - 2\sqrt{\pi}(R^{-T}\vec{m})_2) \\ &= \sum_{m_1, m_2 \in \mathbb{Z}} \delta(x_1 + \sqrt{\pi} - 2\sqrt{\pi}m_1) \delta(x_2 + \sqrt{\pi} - 2\sqrt{\pi}m_2). \end{aligned} \quad (130)$$

This is equivalent to measuring $|1_{\text{GKP}}\rangle$ in both modes.

Appendix D: Adaptive circuits are weakly simulatable

Adaptive quantum circuits are those for which intermediate measurement outcomes affect future operations. This means that the circuits contain measurements which then can be either used as parameters in future Heisenberg-Weyl operations or can be used in a classical subroutine to decide if or where Gaussian operations are applied. Formally, we can express this type of circuit as [33]

$$\hat{U}_K(x_1, \dots, x_K) M_{i_K(x_1, \dots, x_{K-1})}(x_K) \dots \hat{U}_2(x_1, x_2) M_{i_2(x_1)}(x_2) \hat{U}_1(x_1) M_{i_1}(x_1) \hat{U}_0, \quad (131)$$

i.e. we first act with the operator \hat{U}_0 and then measure the mode i_1 which gives result x_1 . Next we act with operator $\hat{U}_1(x_1)$ which is parameterized by the previous measurement result x_1 . Following this, we measure mode $i_2(x_1)$. The mode which is measured, i.e. i_2 , may also depend on the previous measurement result x_1 . This continues up to an arbitrary number K of sequences of operations and measurements.

Adaptive circuits are simulatable

By the same logic of Theorem 5 of Ref. [33] we can consider each measurement as single run of a reduced circuit. I.e. starting with the first measurement $M_{i_1}(x_1)$ where we measure the i_1 -th mode we simulate the rational Gaussian circuit \hat{U}_1 acting on the input states followed by a measurement on the i_1 -th mode. We know, from the main result of our work, that we can calculate the PDF of this circuit. Hence, we can also sample a random measurement outcome of this circuit.

Next, we simulate a new circuit consisting of the operation

$$\hat{U}_1(x_1) \hat{U}_0 \quad (132)$$

using the measurement outcome of the previous simulation, to decide the Gaussian operation $\hat{U}(x_1)$. Measurement of i_1 and $i_2(x_1)$ will give a PDF of the form

$$\text{PDF}(x_1, x_2) \quad (133)$$

for which we can input the simulated measurement outcome x_1 of the previous simulation, in order to get a PDF in terms of only x_2 . Again, simulating a single measurement outcome of x_2 allows us to continue this procedure for the rest of the measurements of the circuit.

Therefore the outcome of any adaptive Gaussian circuit, for which the non-adaptive circuits are strongly simulatable, is weakly simulatable.

Appendix E: Clifford circuits are contained in the rational symplectic operations

Qubit Clifford circuits consist of stabilizer qubit states, acted on by Clifford operations, followed by measurement in a stabilizer basis.

Without loss of generality we can consider these circuits to be initialized in 0 eigenstates of the Pauli \hat{Z} operator, followed by Clifford operations and measured in the \hat{Z} basis. Encoding these circuits into the GKP formalism gives circuits which consist of states initialized as 0-logical GKP states, acted on by encoded Clifford operations, followed by homodyne measurement in the position basis.

The Clifford operations acting over n modes can be described in terms of the following set of generators

$$\left\{ e^{i\hat{q}_j^2/2}, \hat{F}_j, e^{-i\hat{q}_j\hat{p}_k} : j, k \in \{1, \dots, n\} \right\} \quad (134)$$

where the Fourier transform is defined as

$$\hat{F}_j = e^{i\pi(\hat{q}_j^2 + \hat{p}_j^2)/4}. \quad (135)$$

Note that in the case of the qubit encoding, it is not necessary to introduce phase-space displacements, as the required displacements can be produced by combinations of the symplectic operations.

Inspecting the symplectic form of each of these operators provides a description of the symplectic matrices of all Clifford group operations. Analyzing the generators of single-mode Clifford group operations we have

$$\hat{F} : \begin{pmatrix} 0 & -1 \\ 1 & 0 \end{pmatrix} \quad (136)$$

$$e^{i\hat{q}_j^2/2} : \begin{pmatrix} 1 & 0 \\ 1 & 1 \end{pmatrix} \quad (137)$$

$$e^{-i\hat{q}_j\hat{p}_j} : \begin{pmatrix} 1 & 0 & 0 & 0 \\ 1 & 1 & 0 & 0 \\ 0 & 0 & 1 & -1 \\ 0 & 0 & 0 & 1 \end{pmatrix}. \quad (138)$$

By considering any combination of these operations we will clearly obtain only integer matrices.

The set of qubit Clifford operations can therefore be described as at least a subset of integer symplectic operations. Integer symplectic operations are contained within the class of rational symplectic operations. Therefore, all encoded qubit Clifford circuits are simulatable by our method.

Appendix F: The vacuum is a resource for quantum advantage

We know from Ref. [14] that the vacuum and 0-logical GKP states in addition to Gaussian operations and adaptive Gaussian circuits yield a universal model of quantum computation. Here we summarize the routine to generate a magic H -state that can be used as a resource.

The first stage is to use many copies of the gadget of Ref. [14] to generate states which will be parameterized by the measurement values t_q, t_p . This gadget is adaptive and once the auxiliary modes are measured they can be discarded. Within the gadget, the measurement values are used to shift the input state in position and momentum. Furthermore, the measurement outcomes give an indication of which H -type state the output state is closest to. We can use these measurement results to decide a Gaussian operation which shifts the state close to the target $|H_{\text{GKP}}\rangle$ state.

If we have k copies of this gadget we will have produced k different states which each has a high fidelity to the $|H_{\text{GKP}}\rangle$ state. We can then apply the twirling operation to each state, which for qubits is a probabilistic Clifford operation (hence implementable by a probabilistic Gaussian operation), which projects each state onto the H -axis of the Bloch sphere. These k states are non-identical so requires adaptive depolarizing operations, which are again probabilistic Clifford operations, to make all these k states identical [35]. These adaptive probabilistic Clifford operations will adjust each state to match the state with the lowest fidelity to the target H -state. These operations are adaptive since they require knowledge of each state, which can be constructed from the values of t_q, t_p measured for each gadget.

Now we have k identical copies of states which have fidelity above the threshold for magic state distillation. The magic state distillation algorithm involves Clifford operations, adaptive Clifford operations and probabilistic Clifford operations. Therefore, the total algorithm to produce a H -type state from the vacuum and GKP states requires the following resources: input GKP states, input vacuum states, adaptive Clifford operations, probabilistic Clifford operations and homodyne measurements.

We know from this work that circuits involving GKP states, adaptive Clifford operations, probabilistic Clifford operations and homodyne measurements are weakly simulatable.

Therefore, if we add the vacuum to this otherwise simulatable model, we find that it is promoted to universal quantum computation. We can thus conclude that the vacuum can be considered a resource for quantum advantage in this model.

Appendix G: Zero-squeezing limit of the GKP state is approximately the vacuum state

In this subsection we note that the GKP state corresponding to encoding the logical state $|0\rangle$ yields approximately the vacuum in the limit of zero-squeezing, and we compute the corresponding fidelity. The zero-squeezing limit corresponds to setting $\Delta = \kappa = 1$. In this case, we obtain from the expression of the finitely-squeezed GKP state in the position representation

$$\begin{aligned}
|0_{\text{GKP}}^{\Delta, \kappa}\rangle &= N_0 \sum_{s \in \mathbb{Z}} \int dq e^{-2\kappa^2 s^2 \pi} e^{-q^2/2\Delta^2} |q + 2s\sqrt{\pi}\rangle \\
&= N_0 \sum_{s \in \mathbb{Z}} \int dq e^{-2s^2 \pi} e^{-q^2/2} |q + 2s\sqrt{\pi}\rangle \\
&= N_0 \sum_{s \in \mathbb{Z}} \int dq e^{-2s^2 \pi} e^{-(q-2s\sqrt{\pi})^2/2} |q\rangle
\end{aligned} \tag{139}$$

with N_0 a normalization constant. Then, calculating the fidelity with the vacuum state, $|\emptyset\rangle = \pi^{-1/4} \int dq e^{-q^2/2} |q\rangle$ gives

$$\left| \langle \emptyset | 0_{\text{GKP}}^{\Delta, \kappa} \rangle \right|^2 = \frac{N_0^2}{\sqrt{\pi}} \left| \sum_{s \in \mathbb{Z}} \int dq e^{-q^2/2} e^{-2s^2 \pi} e^{-(q-2s\sqrt{\pi})^2/2} \right|^2 = 0.999993. \tag{140}$$

This high fidelity value explains in particular why, using the zero-squeezing limit of a GKP state, we obtain the plot in Fig.4, third panel, that is indistinguishable for the naked eye from that of Ref.[14] obtained using input vacuum.

Appendix H: Realistic GKP states are a resource for quantum advantage

In this section, we compute explicitly the outcome of the circuit in Fig. 3, when the additional input state is not the vacuum state, but a GKP state with variable squeezing. Note that the case of vacuum is re-obtained with a very good approximation by taking the limit of no squeezing in the GKP state [26, Sec. G]. We will then compute the fidelity of the output state with the closest magic $|H\rangle$ -type state.

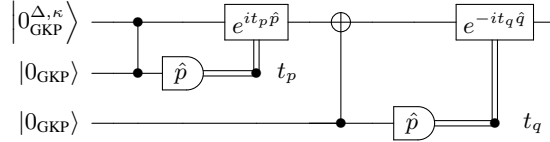


FIG. 3. The error correcting circuit from Fig. 2 implementing $\hat{K}_{\text{EC}}(\mathbf{t})$, acting on an additional input non-ideal GKP state parameterized by Δ, κ .

The non-ideal GKP state can be defined as

$$\begin{aligned}
\psi_{0, L(\Delta, \kappa)}(x) &= \langle x | 0_{\text{GKP}}^{\Delta, \kappa} \rangle = N_0 \sum_{s \in \mathbb{Z}} \int dq e^{-2\kappa^2 s^2 \pi} e^{-q^2/2\Delta^2} \langle x | q + 2s\sqrt{\pi} \rangle \\
&= N_0 \sum_{s \in \mathbb{Z}} \int dq e^{-2\kappa^2 s^2 \pi} e^{-q^2/2\Delta^2} \langle x - 2s\sqrt{\pi} | q \rangle \\
&= N_0 \sum_{s \in \mathbb{Z}} e^{-2\kappa^2 s^2 \pi} e^{-(x-2s\sqrt{\pi})^2/2\Delta^2}.
\end{aligned} \tag{141}$$

The output of the circuit of Fig. 3 will be a state of the form

$$\begin{aligned}
|\psi\rangle &= N_1 \Pi_{\text{GKP}} e^{it_q \hat{p}} e^{-it_p \hat{q}} |0_{\text{GKP}}^{\Delta, \kappa}\rangle \\
&= N_1 \left(\left(\langle 0_{\text{GKP}} | e^{it_q \hat{p}} e^{-it_p \hat{q}} | 0_{\text{GKP}}^{\Delta, \kappa} \rangle \right) |0_{\text{GKP}}\rangle + \left(\langle 1_{\text{GKP}} | e^{it_q \hat{p}} e^{-it_p \hat{q}} | 0_{\text{GKP}}^{\Delta, \kappa} \rangle \right) |1_{\text{GKP}}\rangle \right),
\end{aligned} \tag{142}$$

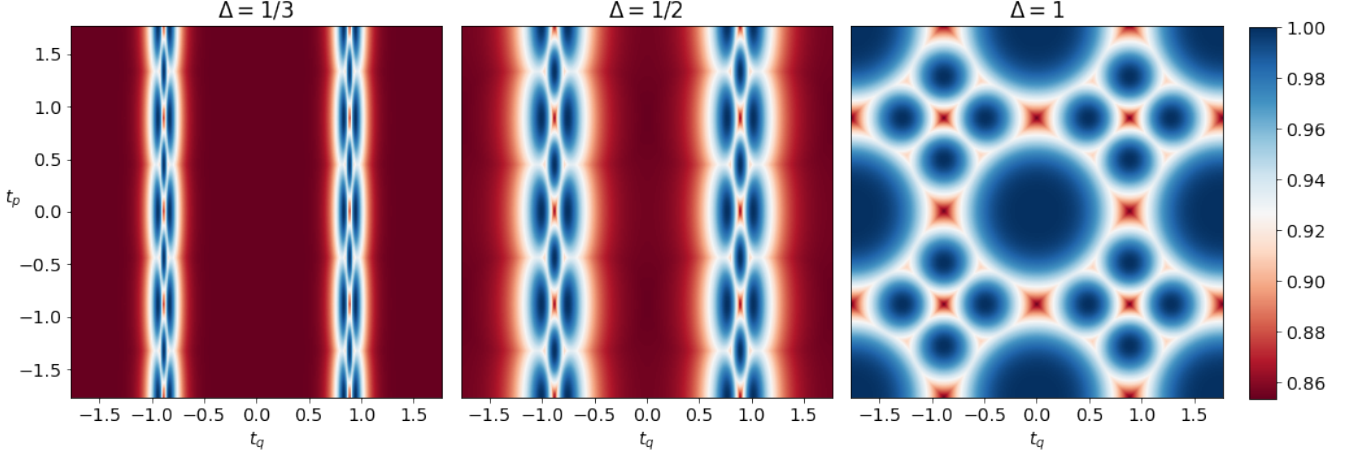


FIG. 4. Fidelity of the output state of the error correcting circuit in Fig.3 with the closest H -type magic state, for the various possible measurement outcomes t_q and t_p . Note that in the limit $\Delta \rightarrow 1$ the finitely-squeezed GKP state at the input in Fig.3 is approximately equivalent to the vacuum state, yielding agreement of panel 3 with Ref.[14].

i.e. we will have

$$\begin{aligned} c_0 &= \langle 0_{\text{GKP}} | e^{it_q \hat{p}} e^{-it_p \hat{q}} | 0_{\text{GKP}}^{\Delta, \kappa} \rangle \\ c_1 &= \langle 1_{\text{GKP}} | e^{it_q \hat{p}} e^{-it_p \hat{q}} | 0_{\text{GKP}}^{\Delta, \kappa} \rangle \end{aligned} \quad (143)$$

which can be normalized as

$$\begin{aligned} \bar{c}_0 &= \frac{c_0}{\sqrt{c_0^2 + c_1^2}} \\ \bar{c}_1 &= \frac{c_1}{\sqrt{c_0^2 + c_1^2}}. \end{aligned} \quad (144)$$

We first calculate c_0 to get

$$\begin{aligned} c_0 &= \langle 0_{\text{GKP}} | e^{it_q \hat{p}} e^{-it_p \hat{q}} | 0_{\text{GKP}}^{\Delta, \kappa} \rangle \\ &= \langle 0_{\text{GKP}} | e^{it_q \hat{p}} e^{-it_p \hat{q}} \sum_{n \in \mathbb{Z}} \int dq e^{-2\kappa^2 n^2 \pi} e^{-q^2/2\Delta^2} |q + 2n\sqrt{\pi}\rangle \\ &= \langle 0_{\text{GKP}} | e^{it_q \hat{p}} e^{-it_p \hat{q}} \sum_{n \in \mathbb{Z}} \int dq e^{-2\kappa^2 n^2 \pi} e^{-(q-2n\sqrt{\pi})^2/2\Delta^2} |q\rangle \\ &= \langle 0_{\text{GKP}} | e^{it_q \hat{p}} \sum_{n \in \mathbb{Z}} \int dq e^{-2\kappa^2 n^2 \pi} e^{-(q-2n\sqrt{\pi})^2/2\Delta^2} e^{-iq t_p} |q\rangle \\ &= \langle 0_{\text{GKP}} | \sum_{n \in \mathbb{Z}} \int dq e^{-2\kappa^2 n^2 \pi} e^{-(q-2n\sqrt{\pi})^2/2\Delta^2} e^{-iq t_p} |q - t_q\rangle \\ &= \langle 0_{\text{GKP}} | \sum_{n \in \mathbb{Z}} \int dq e^{-2\kappa^2 n^2 \pi} e^{-(q+t_q-2n\sqrt{\pi})^2/2\Delta^2} e^{-i(q+t_q)t_p} |q\rangle \\ &= \sum_{n, m \in \mathbb{Z}} \int dq e^{-2\kappa^2 n^2 \pi} e^{-(q+t_q-2n\sqrt{\pi})^2/2\Delta^2} e^{-i(q+t_q)t_p} \langle 2m\sqrt{\pi} | q \rangle \\ &= \sum_{n, m \in \mathbb{Z}} e^{-2\kappa^2 n^2 \pi} e^{-(2m\sqrt{\pi}+t_q-2n\sqrt{\pi})^2/2\Delta^2} e^{-i(2m\sqrt{\pi}+t_q)t_p}. \end{aligned} \quad (145)$$

For c_1 we have

$$\begin{aligned}
c_1 &= \langle 1_{\text{GKP}} | e^{it_q \hat{p}} e^{-it_p \hat{q}} | 0_{\text{GKP}}^{\Delta, \kappa} \rangle \\
&= \sum_{n, m \in \mathbb{Z}} \int dq e^{-2\kappa^2 n^2 \pi} e^{-(q+t_q-2n\sqrt{\pi})^2/2\Delta^2} e^{-i(q+t_q)t_p} \langle (2m+1)\sqrt{\pi} | q \rangle \\
&= \sum_{n, m \in \mathbb{Z}} e^{-2\kappa^2 n^2 \pi} e^{-((2m+1)\sqrt{\pi}+t_q-2n\sqrt{\pi})^2/2\Delta^2} e^{-i((2m+1)\sqrt{\pi}+t_q)t_p}.
\end{aligned} \tag{146}$$

The fidelity of this state with each of the $|H\rangle$ -type states can be calculated in terms of these normalized coefficients. I.e. for each $|H\rangle$ -type state $|H\rangle = a_0 |0\rangle + a_1 |1\rangle$ we calculate the fidelity

$$\begin{aligned}
F(|H\rangle, |\psi\rangle) &= \left| \langle H | \frac{1}{\sqrt{c_0^2 + c_1^2}} (c_0 |0\rangle + c_1 |1\rangle) \right|^2 \\
&= \left| (a_0 \langle 0 | + a_1 \langle 1 |) \frac{1}{\sqrt{c_0^2 + c_1^2}} (c_0 |0\rangle + c_1 |1\rangle) \right|^2 \\
&= \left| \frac{1}{\sqrt{c_0^2 + c_1^2}} (a_0 c_0 + a_1 c_1) \right|^2 \\
&= \frac{|a_0 c_0 + a_1 c_1|^2}{|c_0^2 + c_1^2|}.
\end{aligned} \tag{147}$$

The probability density function of the measurement outcomes can be calculated, as in [14], as $\text{PDF}(\mathbf{t}) \propto c_0^2 + c_1^2$, which is then normalized over a region periodic in $2\sqrt{\pi}$ in both t_q and t_p . The probability of obtaining a state with fidelity higher than a certain threshold F^* can then be calculated numerically by calculating the fidelities for each value of t_q, t_p and integrating over the $\text{PDF}(\mathbf{t})$ for those values at which $F > F^*$.

In Fig. 5 we plot the probability of obtaining a magic $|H\rangle$ -type state in the output of the circuit in Fig. 2 above a given threshold fidelity, for different values of the squeezing parameter Δ [26, Sec. H]. We see that the squeezing parameter in the auxiliary state of the circuit in Fig. 2 inversely quantifies the resourcefulness of the auxiliary state. It allows for interpolating from a free state, the ideal 0-logical GKP state, corresponding to infinite squeezing, and with which no magic state can be generated, to a maximally resourceful state, namely the vacuum, corresponding to zero squeezing.

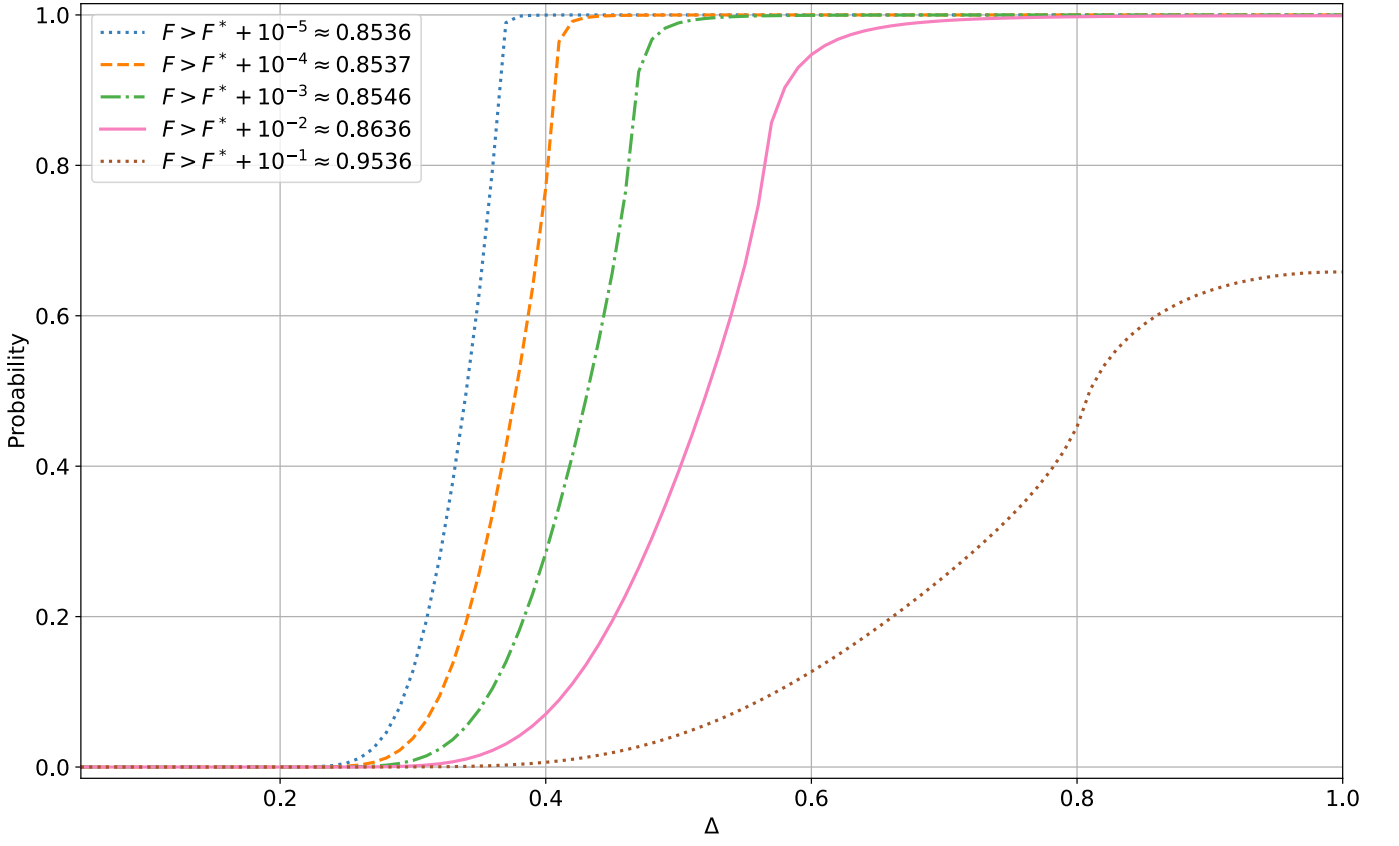


FIG. 5. Probability of producing, as output of the circuit in Fig.2, a magic state $|\psi\rangle$ with a given fidelity $F = |\langle H|\psi\rangle|^2$ to the nearest target magic state $|H\rangle$ when the additional input state is a GKP state with squeezing level $\Delta = \kappa$. Note that in the other modes we still assume ideal GKP states in logical state 0. Also note that $\Delta \rightarrow 1$ is approximately equivalent to the vacuum state. $F^* = \frac{1}{2}(1 + \frac{1}{\sqrt{2}}) \approx 0.8536$ is the threshold for magic state distillation [6, 14].