

TASK SPLITTING FOR DNN-BASED ACOUSTIC ECHO AND NOISE REMOVAL

Sebastian Braun, Maria Luis Valero

Microsoft Corporation, USA
 {sebastian.braun, maria.luis}@microsoft.com

ABSTRACT

Neural networks have led to tremendous performance gains for single-task speech enhancement, such as noise suppression and acoustic echo cancellation (AEC). In this work, we evaluate whether it is more useful to use a single joint or separate modules to tackle these problems. We describe different possible implementations and give insights into their performance and efficiency. We show that using a separate echo cancellation module and a module for noise and residual echo removal results in less near-end speech distortion and better echo suppression, especially for double-talk.

Index Terms— Acoustic echo cancellation, neural network based speech enhancement, echo and noise control

1. INTRODUCTION

The main acoustic problems tackled by typical speech communication pipelines are removal of echo, noise, and reverberation, which in many cases occur simultaneously [1]. The adoption of deep learning (DL) for real-time speech enhancement has made fast progress over the last few years: neural networks have been developed at small enough size for practical applications [2–4] far outperforming traditional noise suppression (NS) techniques. A more recent research spike on acoustic echo cancellation (AEC), in part fueled by the Microsoft AEC challenge series [5], shows strong trends and promising results adopting neural networks for AEC. However, while joining rather separate tasks, such as NS and AEC, into a single model became very straightforward using DL, it is not yet understood at what cost this comes: How much larger does a joint NS+AEC model have to be to achieve on par NS performance to an NS-only model? Is it more efficient to break the tasks into separate stages, or is DL so powerful that simply training an unconstrained single-stage black-box model will yield better performance or higher efficiency?

In [6], a system for joint reverberation, noise and echo reduction using a DNN supported EM algorithm is proposed. In [7, 8] it was proposed to use a linear AEC system extended with deep neural network (DNN) to cope with non-linear components. Most straightforward full DNN based systems use spectral mapping [9, 10], or predict spectral enhancement filters or masks [11, 12]. Many participants in the AEC challenge [5] used a hybrid system with a linear AEC and a DNN module. In [13, 14] a two-stage approach was proposed that uses a dedicated AEC module and a second noise and residual echo suppression (NRES) module. In [15], a multi-stage enhancement system with separate dereverberation and denoising modules was proposed. While the authors showed the subsequent performance gained by each stage, including better performance than other baselines, it was not proven if the target decoupling has an actual benefit over an unconstrained optimization of a similar network. Often, such multi-stage processing approaches are also trained sequentially, requiring a training process for each stage. [16] proposes a tunable loss

function to increase echo suppression at cost of speech distortion.

In this paper, we design a two-stage DNN based system consisting of deep AEC (DAEC) and NRES modules. We propose an adaptive loss that avoids burdensome multi-stage training. The two-stage system is compared to fair single-stage DNNs trained on the echo and noise suppression task. We show that this way, the AEC module is removing only echo, which creates no significant signal distortion compared to echo and noise suppressors. The NRES module is cleaning the signal up, removing eventual residual echoes and noise, while introducing only moderate amounts of signal distortion. Overall, we show that the proposed two-stage system outperforms the single-stage baseline, especially in terms of signal distortion.

2. PROBLEM FORMULATION

Given a typical full-duplex communication system comprising a loudspeaker and microphone in the same room, we assume the following signal arriving at the microphone

$$y(t) = s(t) + r(t) + n(t) + \underbrace{h(t) \star \mathcal{Q}\{u(t)\}}_{d(t)}, \quad (1)$$

where $s(t)$ is the desired speech signal, which may also include early reflections, $r(t)$ is the (late) reverberation, $n(t)$ is additive noise, $u(t)$ is the far-end signal, $h(t)$ is the echo impulse response (EIR) that describes the propagation from the loudspeaker to the microphone, \mathcal{Q} denotes a nonlinear function modeling e.g. loudspeaker and possible processing distortions, and t is the time index.

We use capital letters to denote short-time Fourier transform (STFT) representations of the time-domain signals, e.g. $Y(k, n)$ is the STFT of $y(t)$ with frequency and time indices k, n . Typical speech enhancement systems estimate a time-frequency filter to map the input signal spectrum $Y(k, n)$ to an estimate of the desired speech signal $\hat{S}(k, n)$. In this work, we use a generalized convolutive cross-band filter $G_{k,n}(\kappa, \ell)$ taking also neighboring frames and frequencies for the mapping per time-frequency point into account. In [17] this was called *deep filtering* and is described by

$$\hat{S}(k, n) = \sum_{\kappa=-K}^K \sum_{\ell=0}^L G_{k,n}(\kappa, \ell) Y(k - \kappa, n - \ell), \quad (2)$$

where K are the number of neighboring frequencies and L the number of past frames used. The filter is therefore causal. The time-domain counterpart $\hat{s}(t)$ is obtained by inverse STFT.

3. MODEL ARCHITECTURE

We base our models on the Convolutional Recurrent U-net for Speech Enhancement (CRUSE) architecture [18] with the only modification of using the deep filter (2) instead of single time-frequency

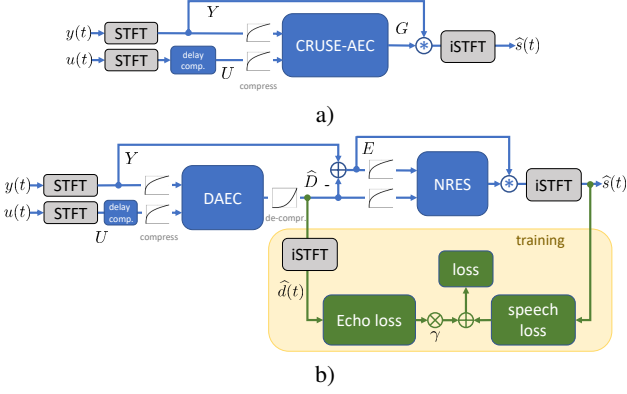


Fig. 1. a) Single-stage CRUSE structure for AEC. b) Two-stage structure with deep AEC and NRES blocks and training strategy.

mapping with $K = L = 0$. The CRUSE model uses 4 convolutional encoder layers, mirrored transposed-convolutional decoder layers with $[32, 64, 64, 64]$ channels, causal kernels of (2,3) in dimensions (time,frequency), and downsampling along the frequency axis using strides (1,2). Between encoder and decoder is a grouped gated recurrent unit (GRU) of 4 groups to reduce complexity [2, 4]. From each encoder, a skip connection with a 1×1 convolution is added to the input of each corresponding decoder layer.

3.1. Single-stage model

As baseline and single-stage model, we use the CRUSE-NS model as described in [18], with the only modification of the deep filtering (2). To deal with the task of AEC, the only modification to obtain the baseline single-stage CRUSE-AEC model is doubling the input channels of the convolutional encoder from 2 to 4 to process real and imaginary parts of mic and far-end signals. As input features, the complex spectra are compressed as in [18, 19]. The single-stage adapted model is shown in Fig. 1a).

The far-end signal is delay-aligned to the mic signal in the STFT domain on frame basis using a simple magnitude-squared coherence (MSC) based delay estimation. The delay is found as the frame with the highest smoothed MSC between mic and far-end signal on a 1 s window without using look-ahead in online processing fashion. We found MSC based alignment to be more robust and less complex than time-domain based correlation methods.

3.2. Task splitted two-stage model

The proposed two-stage AEC+NRES model structure is shown in Fig. 1b). The AEC block estimates the compressed complex spectrum of the echo signal $d(t)$. We found the direct signal estimation to perform better than estimating a multi-frame filter for the far-end signal. The echo signal is de-compressed and subtracted from the mic input by

$$E(k, n) = Y(k, n) - |\hat{D}(k, n)|^{\frac{1}{c}} e^{j\varphi_{\hat{D}}(k, n)}, \quad (3)$$

where $\varphi_{\hat{D}}$ denotes the phase of \hat{D} . The input to the NRES block, is the AEC output $E(k, n)$ and the echo estimate $\hat{D}(k, n)$ as proposed in [14], again with magnitude compression applied. Real and imaginary parts are fed as channels to the convolutional encoders, so both AEC and NRES modules have a 4-channel input. For training and

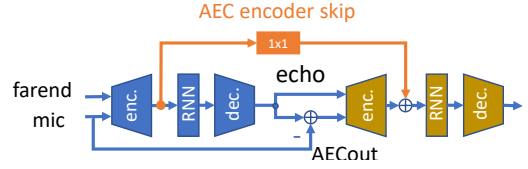


Fig. 2. Skip connection between DAEC and NRES module.

analysis purposes only, also the echo estimate $\hat{d}(t)$ is obtained via inverse STFT. For better communication and re-use of the encoded far-end signal, we add a skip connection with 1×1 convolution from the AEC encoder to the end of the NRES encoder as shown in Fig. 2.

4. LOSS FUNCTION

As main loss component we aim to optimize the desired speech signal spectrum in an end-to-end fashion. We use the spectral complex compressed mean-squared error (CCMSE) loss, which outperformed other losses in a noise suppression task [18, 20]. The CCMSE loss is a linear combination of complex and magnitude components:

$$\mathcal{L}(\hat{s}, s) = \sum_{k, n} \left| |\hat{S}|^c e^{j\varphi_{\hat{s}}} - |S|^c e^{j\varphi_S} \right|^2 + \alpha \left| |\hat{S}|^c - |S|^c \right|^2 \quad (4)$$

Similarly as in [14], we utilize a dedicated echo loss term to guide the AEC output to contain echo only. As we found in preliminary experiments that using compressed spectral distances similar to (4) for the echo component results in significant under-estimation of the echo, we propose to use the mean absolute error (MAE), which provides accurate echo estimates:

$$\mathcal{L}(\hat{d}, d) = \sum_{k, n} \left| \hat{D} - D \right|. \quad (5)$$

Additionally, we use an asymmetric speech over-suppression reduction loss term [21]

$$\mathcal{L}_{\text{asym}}(\hat{s}, s) = \sum_{k, n} \max \left\{ |S|^c - |\hat{S}|^c, 0 \right\}^2. \quad (6)$$

The final loss is then given by the linear combination

$$\mathcal{L} = \mathcal{L}(\hat{s}, s) + \alpha \mathcal{L}_{\text{asym}}(\hat{s}, s) + \gamma \mathcal{L}(\hat{d}, d), \quad (7)$$

where γ and α are positive scalars to balance the loss terms. The training loss strategy is outlined in Fig. 1 by the green blocks.

4.1. Proposed adaptive echo loss

To guide the training to first focus on providing a good echo estimate from the AEC module, we propose an adaptive weighting to combine end-to-end speech loss (4) and the echo term (5) with

$$\gamma = \max \left\{ \beta \frac{\sum_{k, n} \left| \hat{D} - D \right|}{\sum_{k, n} |D|}, \gamma_{\min} \right\} \quad (8)$$

where β is a constant scalar and $\gamma_{\min} > 0$ prevents vanishing of the echo term. The adaptive weighting steers the training focus on the AEC module when the residual echo is large, and approaches zero when the AEC module cancels the echo sufficiently. Once this occurs, the training focuses on the NRES module.

5. TRAINING DATA AND AUGMENTATION

We use supervised training by generating synthetic training signal mixtures, which provides access to individual signal components such as the desired speech training target and echo signals. We create training signals of 20 s length as given by the signal model in (1). The near-end speech signal is concatenated from speech recordings as described in [18] using data from the deep noise suppression (DNS) challenge [22] and AVspeech [23]. The speech signal is convolved with a room impulse response (RIR) from the 115 k database provided in [22]. The speech training target $s(t)$ is obtained by convolving the speech with a windowed part of the RIR containing only early reflections up to 50 ms. The later part of the reverberation is considered as undesired signal component $r(t)$. Noise signals are taken from the DNS challenge database (180 h). 80% of the speech and noise signals are randomly modified in spectral shape, and 20% in pitch. The noise is added to the speech with an signal-to-noise ratio (SNR) with distribution $\mathcal{N}(5, 10)$ dB.

The far-end signals are taken from three sources: noisy speech recordings (VoxCeleb2 [24], 4000 h), clean speech (650 h of VoxCeleb2 processed by a noise suppression model [18]), and music from MUSAN [25] (42 h). Random signal portions from these databases are concatenated to the desired 20 s far-end signal length. The far-end is modified by inserting random silence periods of [3, 15] s, short audio drop-outs (10%), and simulating clock drift by resampling with a standard deviation of 0.5 samples/sec (20%). To model loudspeaker non-linearities, with 20% chance sigmoid or rectifier clipping functions with random parameters are applied to the far-end signal.

To generate the echo signal, one or multiple EIRs are chosen from the pool of RIRs. To simulate that all sources are in the same room, the RIR applied to speech and far-end differ less than 100 ms in terms of T_{60} . We use a 20% chance of up to 2 echo path changes within a 20 s sequence. The EIRs are augmented with varying delays up to 0.5 s, the direct path energy is modified with a positively biased gain distribution $\mathcal{N}(12, 5)$ dB, and random bandpass filtering. Finally, the echo signal is added with a signal-to-echo ratio (SER) of $\mathcal{N}(0, 10)$ dB. Lastly, the signal levels are scaled such that the microphone signals are distributed with $\mathcal{N}(-26, 10)$ dBFS.

The training is monitored using a synthetic validation set of 300 files with 30 s length created in a similar way as the training data. For speech data, we used DAPS, far-end signals are from Common-Voice, and noise from QUT. Training is controlled on the heuristic validation metric

$$\mathcal{V} = nSIG + 0.1 nOVL + 0.5 AEC_O + 0.1 AEC_E \quad (9)$$

The learning rate is dropped by a factor of 0.5 when \mathcal{V} does not improve for 20 epochs. The final model is chosen on the best \mathcal{V} .

6. RESULTS

6.1. Experimental setup

The audio processing and features are implemented in 16 kHz sampling rate using STFT with 50% overlapping 20 ms square-root Hann windows. The feature and loss compression factor is $c = 0.3$. As suggested in [18], the spectral losses are implemented using a STFT with 75% overlapping 64 ms Hann windows. The deep filter (2) uses $K = 1$ and $L = 2$ past frames. The loss terms are weighted with $\alpha = 1$, $\gamma_{\min} = 0.05$, and $\beta = 10^{-5}$. One training epoch is defined as 50,400 sequences. The networks are trained with a batch size of 120 for about 500 epochs, resulting in pseudo-unique training data

of ~ 16 years due to random data augmentation. All CRUSE models, including the blocks used for DAEC and NRES in Fig. 1, are of the same size with encoder filters [32,64,64,64] with two exceptions for a larger parameterization of CRUSE-AEC with [32,64,128,128] and a smaller version of the DAEC module with [32,32,32,32]. The model size is always referred to with the **last** filter number.

6.2. Test data and metrics

Results are reported on the 2nd AEC challenge blind test set [5] comprising 800 real consumer device recordings with categories near-end, far-end, and double-talk to evaluate AEC performance, and on the 3rd DNS challenge [22] blind set comprising 600 real device recordings in challenging noise conditions to evaluate NS performance. The NS performance is evaluated using the DNS-MOS model [26] non-intrusively predicting the MOS values (nSIG, nBAK, nOVL) following the ITU-T P.835 standard. The AECMOS model [27] predicts the echo degradation MOS score AEC_E and other degradation MOS AEC_O .

6.3. Baselines

We introduce several baselines as important points of reference. For external reference, we show AECMOS results on the 2nd AEC challenge dataset from the top performing submission (ERCESI)¹. Secondly, we use a state-of-the-art linear AEC, specifically the STFT domain state-space algorithm for AEC described in [28]. The linear AEC is implemented with 75% overlapping 40 ms windows and an adaptive filter length of 200 ms. Thirdly, we use a model trained on NS only (CRUSE-NS-64) to provide a point of reference on a noise suppression dataset, and post-process AEC only models also with the DNS model for fair comparison. The CRUSE-NS model [18] is trained similarly as the AEC models on the loss given in (7) without the echo term, and does not see echo during training.

6.4. Evaluation of overall architecture

The overall results are shown in Fig. 3 in terms of a) inference complexity in multiply-accumulate (MAC) operations vs. overall noise suppression improvement over noisy, b) deltas in signal distortion vs. noise suppression, c) echo double-talk performance in terms of echo removal vs. other (speech) degradation, and d) the single-talk echo tradeoff for far-end suppression vs. near-end speech quality.

Note that for *LinAEC + CRUSE-NS-64*, the complexity is for the NS model only. We can see that the NS-only model achieves good overall noise suppression at 2.7M MACs and good nBAK with only little nSIG degradation. Interestingly, the linear AEC is greatly improved for doubletalk by chaining the NS model.

The single-stage AEC model CRUSE-AEC-64 which is same size as the DNS only model CRUSE-NS-64 shows decent echo performance, but performs significantly worse on the DNS testset than CRUSE-NS-64 as it has to learn two tasks. The scaled up CRUSE-AEC-128 with 2.5x complexity increase can achieve on par nOVL and increased echo performance, but still has some nSIG degradation compared to CRUSE-NS-64. The external reference model from ERCESI shows slightly more single-talk echo suppression with however a large degradation on the near-end/other metric, indicating either more speech distortions or less noise suppression.

Evaluating only the first module of the proposed two-stage model, i. e. the DAEC output $e(t)$, we observe some desired effects:

¹<https://www.microsoft.com/en-us/research/academic-program/acoustic-echo-cancellation-challenge-interspeech-2021/results/>

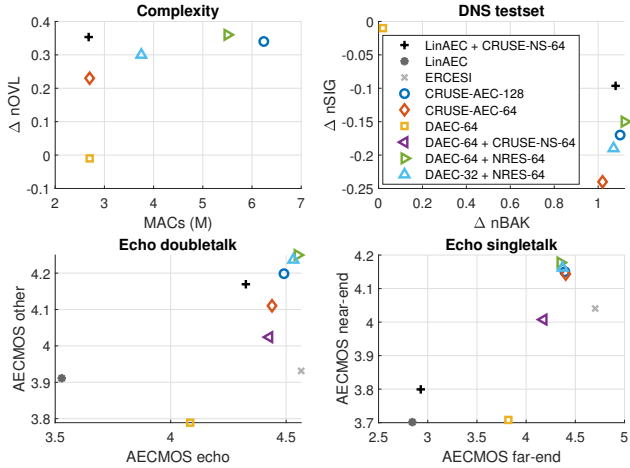


Fig. 3. DNSMOS on 3rd DNS challenge blind set and AECMOS on 2nd AEC challenge blind set.

The DAEC-64 model removes no noise, therefore also causing no $nSIG$ degradation, which can be beneficial. It removes the echo already almost completely as indicated by echo MOS score around 4, while lagging in the echo other/near-end categories due to passing through noise. A significant improvement is obtained by chaining the DAEC model with CRUSE-NS, which are separately trained (CRUSE-NS never saw echo). The performance of this sub-optimal chain is obviously lower than the joint task models CRUSE-AEC and the full two-stage DAEC+NRES models.

The full proposed two-stage system *DAEC-64 + NRES-64* achieves slightly better double-talk performance and $nSIG$ than the single-stage large *CRUSE-AEC-128* model at similar complexity, while other metrics are similar. We test the hypothesis that the semi-supervised task of echo cancellation may be easier to learn for neural networks than the blind task of noise suppression by spending less complexity for the DAEC module to obtain more efficient models. For *DAEC-32 + NRES-64* the DAEC module is down-sized while keeping the NRES module the same size as the DNS model. While *DAEC-32 + NRES-64* indeed shows no significant degradation in echo performance, we however still observe some minor degradation for noise suppression. The reason might be that the NRES module has to cover some performance loss of the smaller DAEC, which is in turn missing for the noise suppression task, leading to some degradation. We provide more insight into this in the next experiment.

6.5. Loss ablation for two-stage model

An ablation study shown in Tab. 1 provides insights into the proposed loss. The first row is the proposed training method with asymmetric loss term (6) weighted with $\alpha=0.5$ and the adaptive echo loss weighting (8). Dropping the asymmetric loss term by setting $\alpha=0$ leads to increased NS and singletalk echo reduction at the expense of signal distortion in terms of $nSIG$ and AECMOS other/near-end. When replacing the adaptive echo loss weighting (8) with a fixed weight, we found $\gamma = \gamma_{\min} = 0.05$ to be optimal, we can see a drop in all metrics. The DAEC and NRES modules were trained all from scratch here. The performance drop can be remedied by pre-training the DAEC module on the echo loss (5), and then finetuning the whole DAEC+NRES pipeline on the overall loss (7) with the fixed echo loss weight $\gamma=0.05$. During finetuning we kept updating

pretrain	γ	α	doubletalk		singletalk		DNS		
			echo	other	FE	NE	nSIG	nBAK	nOVL
-	eq. (8)	0.5	4.55	4.25	4.35	4.18	3.68	4.26	3.50
-	eq. (8)	0	4.55	4.22	4.39	4.17	3.65	4.27	3.49
-	0.05	0.5	4.55	4.24	4.29	4.17	3.65	4.23	3.47
DAEC	0.05	0.5	4.55	4.25	4.35	4.17	3.68	4.26	3.50

Table 1. Ablation for loss and training strategy for DAEC+NRES.

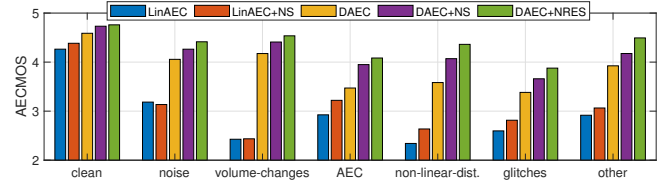


Fig. 4. Breakdown of far-end singletalk for challenging scenarios.

the weights of both DAEC and NRES as freezing the DAEC weights led to significantly worse results. While with pretrained DAEC, the fixed echo loss achieves similar results to the proposed adaptive echo loss (8), the laborious pretraining step can be avoided.

6.6. Challenging scenario analysis

We investigate further how AEC algorithms deal with specific practical challenges that violate basic assumptions of linear AECs. Specifically, we show results of AECMOS on the far-end singletalk subset in the following categories, which were annotated by a human expert listener: *clean*, *noise*, *volume changes*, *long delays*, *AEC (not deactivated on-device pre-processing)*, *non-linear distortions (loudspeaker clipping)*, *glitches*, *other*.

We can see that the linear AEC struggles in all cases except *clean* by showing significantly lower AECMOS than the DNNs. While the gap of the DAEC to the DAEC+NRES is small for clean, noise, volume-changes, it is interesting that there is still a significant performance gap for the categories AEC, non-linear-distortions, glitches, other. This suggests that the DAEC module is faster reacting and adapting than LinAEC, but still is not sufficient to remove highly non-linear, non-stationary and other uncommon artifacts, where a model trained on a speech enhancement task (NS) or the tight integration as NRES module can provide large benefits.

7. CONCLUSIONS

We showed that separating the tasks for AEC and NRES into individual modules can achieve more efficient models at lower speech distortion and better double-talk performance than using the same DNN model at adjusted capacity for both tasks. We propose an adaptive training loss that guides the model to focus first on the AEC module and optimizes the overall system later in the training end-to-end. We show an analysis of difficult scenarios, where the DAEC significantly outperforms a linear AEC with faster reaction times and higher robustness to noise and non-linearities. There are however some categories, where the DAEC removes echo components only partially, and the following NRES module shows significant additional improvements. Practical advantages of the decoupled two-stage system are that the AEC can be switched off when not needed, AEC and NRES network architectures can be tuned individually in size and architecture, and the echo signal is obtained inherently for analysis or re-use in other applications. Future work is required to optimize the network module architectures to the individual tasks.

8. REFERENCES

- [1] E. Hänsler and G. Schmidt, *Acoustic Echo and Noise Control: A practical Approach*, Wiley, New Jersey, USA, 2004.
- [2] K. Tan and D. Wang, “Learning complex spectral mapping with gated convolutional recurrent networks for monaural speech enhancement,” vol. 28, pp. 380–390, 2020.
- [3] Igor Fedorov, Marko Stamenovic, Carl Jensen, Li-Chia Yang, Ari Mandell, Yiming Gan, Matthew Mattina, and Paul N. Whatmough, “TinyLSTMs: Efficient neural speech enhancement for hearing aids,” in *Proc. Interspeech Conf.*, 2020.
- [4] S. Braun, H. Gamper, C. K. A. Reddy, and I. Tashev, “Towards efficient models for real-time deep noise suppression,” in *Proc. IEEE Intl. Conf. on Acoustics, Speech and Signal Processing (ICASSP)*, 2021.
- [5] Ross Cutler, Ando Saabas, Tanel Parnamaa, Markus Loide, Sten Sootla, Marju Purin, Hannes Gamper, Sebastian Braun, Karsten Sorensen, Robert Aichner, and Sriram Srinivasan, “Interspeech 2021 acoustic echo cancellation challenge,” in *Proc. Interspeech Conf.*, 2021.
- [6] G. Carbajal, R. Serizel, E. Vincent, and E. Humbert, “Joint NN-supported multichannel reduction of acoustic echo, reverberation and noise,” *IEEE/ACM Transactions on Audio, Speech, and Language Processing*, vol. 28, pp. 2158–2173, 2020.
- [7] Mhd Modar Halimeh, Christian Huemmer, and Walter Kellermann, “A neural network-based nonlinear acoustic echo canceller,” *IEEE Signal Processing Letters*, vol. 26, no. 12, pp. 1827–1831, 2019.
- [8] Amir Ivry, Israel Cohen, and Baruch Berdugo, “Nonlinear acoustic echo cancellation with deep learning,” arXiv preprint <https://arxiv.org/abs/2106.13754>, 2021.
- [9] Hao Zhang, Ke Tan, and DeLiang Wang, “Deep learning for joint acoustic echo and noise cancellation with nonlinear distortions,” in *Proc. Interspeech Conf.*
- [10] R. Peng, L. Cheng, C. Zheng, and X. Li, “Acoustic echo cancellation using deep complex neural network with nonlinear magnitude compression and phase information,” in *Proc. Interspeech Conf.*
- [11] Nils L. Westhausen and Bernd T. Meyer, “Acoustic echo cancellation with the dual-signal transformation LSTM network,” in *Proc. IEEE Intl. Conf. on Acoustics, Speech and Signal Processing (ICASSP)*, 2021, pp. 7138–7142.
- [12] J. M. Valin, S. Tenneti, K. Helwani, U. Isik, and A. Krishnaswamy, “Low-complexity, real-time joint neural echo control and speech enhancement based on percepnet,” in *Proc. IEEE Intl. Conf. on Acoustics, Speech and Signal Processing (ICASSP)*, 2021, pp. 7133–7137.
- [13] J. Franzen, E. Seidel, and T. Fingscheidt, “AEC in a nutshell: on target and topology choices for FCRN acoustic echo cancellation,” in *Proc. IEEE Intl. Conf. on Acoustics, Speech and Signal Processing (ICASSP)*, 2021, pp. 156–160.
- [14] E. Seidel, J. Franzen, M. Strake, and T. Fingscheidt, “Y²-net FCRN for acoustic echo and noise suppression,” in *Proc. Interspeech Conf.*, Brno, Czechia, 2021.
- [15] A. Li, W. Liu, X. Luo, G. Yu, C. Zheng, and X. Li, “A simultaneous denoising and dereverberation framework with target decoupling,” in *Proc. Interspeech Conf.*, 2021.
- [16] A. Ivry, I. Cohen, and B. Berdugo, “Deep residual echo suppression with a tunable tradeoff between signal distortion and echo suppression,” in *Proc. IEEE Intl. Conf. on Acoustics, Speech and Signal Processing (ICASSP)*, 2021, pp. 126–130.
- [17] W. Mack and E. A. P. Habets, “Deep filtering: Signal extraction and reconstruction using complex time-frequency filters,” *IEEE Signal Process. Lett.*, pp. 1–5, 2019.
- [18] S. Braun and H. Gamper, “Effect of noise suppression losses on speech distortion and ASR performance,” in *Proc. IEEE Intl. Conf. on Acoustics, Speech and Signal Processing (ICASSP)*, Singapore, 2022.
- [19] Andong Li, Chengshi Zheng, Renhua Peng, and Xiaodong Li, “On the importance of power compression and phase estimation in monaural speech dereverberation,” *JASA express letters*, vol. 1, no. 014802, 2021.
- [20] S. Braun and I. Tashev, “A consolidated view of loss functions for supervised deep learning-based speech enhancement,” in *Intl. Conf. on Telecomm. and Sig. Proc. (TSP)*, 2021.
- [21] Q. Wang, I. Lopez Moreno, M. Saglam, K. Wilson, A. Chiao, R. Liu, Y. He, W. Li, J. Pelecanos, M. Nika, and A. Gruenstein, “Voicefilter-lite: Streaming targeted voice separation for on-device speech recognition,” in *Proc. Interspeech Conf.*, 2020.
- [22] C. K. A. Reddy, H. Dubey, K. Koishida, A. Nair, V. Gopal, R. Cutler, S. Braun, R. Gamper, H. Aichner, and S. Srinivasan, “INTERSPEECH 2021 deep noise suppression challenge:,” in *Proc. Interspeech Conf.*, 2021.
- [23] A. Ephrat, I. Mosseri, O. Lang, T. Dekel, K. Wilson, A. Hassidim, W. T. Freeman, and M. Rubinstein, “Looking to listen at the cocktail party: A speaker-independent audio-visual model for speech separation,” *ACM Trans. Graph.*, vol. 37, no. 4, July 2018.
- [24] J. S. Chung, A. Nagrani, and A. Zisserman, “Voxceleb2: Deep speaker recognition,” in *Proc. Interspeech Conf.*, 2018.
- [25] David Snyder, Guoguo Chen, and Daniel Povey, “MUSAN: A Music, Speech, and Noise Corpus,” 2015, arXiv:1510.08484v1.
- [26] C. Reddy, V. Gopal, and R. Cutler, “DNSMOS: A non-intrusive perceptual objective speech quality metric to evaluate noise suppressors,” in *Proc. IEEE Intl. Conf. on Acoustics, Speech and Signal Processing (ICASSP)*, October 2021.
- [27] Marju Purin, Sten Sootla, Mateja Sponza, Ando Saabas, and Ross Cutler, “Aecmos: A speech quality assessment metric for echo impairment,” 2021.
- [28] Maria Luis Valero and Emanuël A. P. Habets, “Low-complexity multi-microphone acoustic echo control in the short-time fourier transform domain,” *IEEE/ACM Transactions on Audio, Speech, and Language Processing*, vol. 27, no. 3, pp. 595–609, 2019.