

NONPARAMETRIC ESTIMATION OF THE INCUBATION TIME DISTRIBUTION

BY PIET GROENEBOOM

Delft University of Technology

Delft University of Technology, Mekelweg 4, 2628 CD Delft, The Netherlands.

P.Groeneboom@tudelft.nl

Nonparametric maximum likelihood estimators (MLEs) in inverse problems often have non-normal limit distributions, like Chernoff's distribution. However, if one considers smooth functionals of the model, with corresponding functionals of the MLE, one gets normal limit distributions and faster rates of convergence. We demonstrate this for a model for the incubation time of a disease. The usual approach in the latter models is to use parametric distributions, like Weibull and gamma distributions, which leads to inconsistent estimators. Smoothed bootstrap methods are discussed for constructing confidence intervals. The classical bootstrap, based on the nonparametric MLE itself, has been proved to be inconsistent in this situation.

1. Introduction. In the original treatment of classical statistical inverse problems such as the current status model it was assumed that the nonparametric maximum likelihood estimator (MLE) would converge as a process at \sqrt{n} rate and in particular would be “tight”. It was also conjectured that the pointwise limit distribution would be normal ([16], [19]). But it was proved in [5] that, in contrast to the situation for right-censored data, the process is *not* tight, does *not* pointwise converge at \sqrt{n} rate, and that the actual pointwise limit distribution is also *not* normal, but in fact given by Chernoff's distribution (see [3] and [13]).

On the other hand, if we consider differentiable functionals of the MLE, we get normal limit distributions again. Theorem 3.1 on p. 183 of [20] gives necessary and sufficient conditions for a functional to be differentiable in a very general setting. This fundamental difference between the nonparametric MLE and smooth functionals of the MLE plays a key role in the present paper.

The current status model is the simplest of these models. In the current status model we have independent nonnegative random variables X_1, X_2, \dots , with distribution function F_0 and independent random variables T_1, T_2, \dots with distribution function G . Moreover, the T_i 's and X_j 's are also independent. For a sample size n , the data available to us are given by

$$(1.1) \quad (T_1, \Delta_1), \dots, (T_n, \Delta_n),$$

where $\Delta_i = 1_{\{X_i \leq T_i\}}$. Following usual customs in probability theory, we shall denote indicators like $1_{\{X_i \leq T_i\}}$ also by $\{X_i \leq T_i\}$. A nonparametric MLE of the distribution function F_0 of the (hidden) random variables X_1, \dots, X_n maximizes the log likelihood

$$\sum_{i=1}^n \Delta_i \log F(T_i) + (1 - \Delta_i) \log \{1 - F(T_i)\}$$

over all distribution functions F on \mathbb{R}_+ . Note that the complete log likelihood would also involve the density of the observation times T_i , but this part of the likelihood factors out because of the independence condition.

AMS 2000 subject classifications: Primary 62G05, 62N01; secondary 62-04.

Keywords and phrases: nonparametric MLE, nonparametric SMLE, Chernoff's distribution, kernel estimates, smoothed bootstrap, incubation time, COVID-19.

The following result is proved in [5], but also in [12] and [11]. The latter reference will be our standard reference for results of this type.

THEOREM 1. *Let t_0 be such that $0 < F_0(t_0), G(t_0) < 1$, and let F_0 and G be differentiable at t_0 , with strictly positive derivatives $f_0(t_0)$ and $g(t_0)$, respectively. Furthermore, let \hat{F}_n be the MLE of F_0 . Then we have, as $n \rightarrow \infty$,*

$$(1.2) \quad n^{1/3} \{ \hat{F}_n(t_0) - F_0(t_0) \} / \{ 4F_0(t_0)(1 - F_0(t_0))f_0(t_0)/g(t_0) \}^{1/3} \xrightarrow{\mathcal{D}} Z,$$

where $\xrightarrow{\mathcal{D}}$ denotes convergence in distribution, and where Z is the last time where standard two-sided Brownian motion plus the parabola $y(t) = t^2$ reaches its minimum.

In this result we see the cube root rate of convergence and Chernoff's limit distribution, alluded to above. The MLE can be computed in one step as the left-continuous slope of the greatest convex minorant of the so-called cusum diagram consisting of the point $(0, 0)$ and the points

$$(i/n, V_n(T_{(i)})), \quad i = 1, \dots, n,$$

where $T_{(i)}$ is the i th order statistic of observation times T_1, \dots, T_n , and

$$V_n(t) = n^{-1} \sum_{i=1}^n \{ T_i \leq t \}, \quad t \geq 0,$$

see p. 68 of [11]. Here we assume that there are no ties in the observations T_1, \dots, T_n , which will be true if the variables T_i come from a continuous distribution.

If we assume smoothness (as we in fact do in Theorem 1), it seems more natural to use a continuous estimator of the distribution function, which is (for example) given by the smoothed maximum likelihood estimator (SMLE). This estimator is defined by first computing the ordinary nonparametric MLE \hat{F}_n and then smoothing the MLE by a smoothing kernel. More specifically, define the SMLE $\hat{F}_{nh}(t)$ at points t away from the boundary by

$$(1.3) \quad \hat{F}_{nh}(t) = \int IK_h(t-x) d\hat{F}_n(x), \quad IK_h(x) = IK(x/h),$$

where IK is an integrated kernel, defined by

$$(1.4) \quad IK(x) = \int_{-\infty}^x K(y) dy,$$

and K is a symmetric kernel of the usual kind, used in density estimation. Near the boundary we use the Schuster-type boundary correction, also used in Section 11.3 of [11] in the definition of the SMLE. We will assume that K has support $[-1, 1]$. For this estimator we have the following result (Theorem 4.2 p. 365 in [10] and Theorem 11.10 in [11]):

THEOREM 2. *Let the distribution corresponding to F_0 have support $[0, M]$ and let F_0 have a continuous density f_0 staying away from zero on $[0, M]$. Furthermore, let G have a density g with a support that contains $[0, M]$ and let g stay away from zero on $[0, M]$, with a bounded derivative g' . Finally, let t be an interior point of $[0, M]$ such that f_0 has a continuous derivative $f_0'(t) \neq 0$ at t . Then, if $h \sim cn^{-1/5}$ and the SMLE $\tilde{F}_{n,h}$ is defined by (1.3),*

$$n^{2/5} \{ \tilde{F}_{n,h}(t) - F_0(t) \} \xrightarrow{\mathcal{D}} N(\mu, \sigma^2),$$

where

$$(1.5) \quad \mu = \frac{1}{2}c^2 f'_0(t) \int u^2 K(u) du$$

and

$$(1.6) \quad \sigma^2 = \frac{F_0(t)\{1 - F_0(t)\}}{cg(t)} \int K(u)^2 du.$$

Note the faster convergence in Theorem 2 compared to the convergence in Theorem 1 and also the asymptotic normality of the SMLE $\tilde{F}_{n,h}$.

It is the purpose of the present paper to derive theorems analogous to Theorems 1 and 2 for a model for the incubation time of a disease to be defined in Section 2. Although Theorems 1 and 2 inspire the attempts to prove results of this type for the incubation time model, the proofs are considerably more difficult.

A result of the type of Theorem 1 was proved for the interval censoring, case 2, model in [6]. In the interval censoring, case 2, model one has two observation times instead of one for each hidden variable and one has the information that the hidden variable is to the left, inside or to the right of the interval between the two points. In contrast with the current status model, the MLE of the distribution function can in this case only be computed via an iterative algorithm and one has to rely on integral equations which do not have explicit solutions in deriving the asymptotic result.

To my knowledge, there have not been other proofs of the convergence to Chernoff's distribution in the interval censoring, case 2, model. It seems that we have to go through similar steps of the proof in the incubation time model, although the models are different. Algorithmically, the models are very similar, and the iterative convex minorant algorithm is used to compute the MLE. This algorithm is given as an R script in [7]. We discuss it in Section 3 for the incubation time model. The solution is a stationary point of this algorithm.

It was conjectured in [12] that, very much in contrast with the EM algorithm, the limit behavior of the MLE is given by what one would get after one step of the iterative convex minorant algorithm if we would start the algorithm at the real underlying distribution function (something we can of course not do in practice). This is called the "working hypothesis" in [12]. Believing the validity of this working hypothesis, Jon Wellner in [21] computed the asymptotic variance of the MLE in the interval censoring, case 2, model. For the incubation time model, the asymptotic variance of the estimator is given in Section 5 of the present paper, where also its asymptotic (Chernoff) distribution is given.

The essential difficulty of the proof of the limit result for the nonparametric MLE in the incubation time model is showing that certain terms of a type not present in the current status model are of lower order. We can only prove their negligibility using integral equations that do not have an explicit solution, see sections A and B of the supplementary material. The result rises the interesting question of the universality of Chernoff's distribution as a limit distribution of nonparametric maximum likelihood estimators and gives another example of its occurrence.

Despite the difficulty of the distribution theory, we can easily use these methods in practice, and for example use bootstrap methods to compute confidence intervals, as is demonstrated in Section 6. Comparisons with the usual parametric methods are given in Section 7, where we compare estimation of quantiles, using the smoothed MLE, with the parametric methods and section 8, where we compare the nonparametric estimator of the first moment of the distribution with the parametric methods. The nonparametric MLE gives consistent estimates, in contrast with the parametric estimates if the parametric assumption (Weibull, gamma, etc.) is not correct. The nonparametric estimates also give more information about other features of the distribution like possible multimodality.

2. A model for the incubation time of a disease. We consider the following model, used for estimating the distribution of the incubation time of a disease. There is an infection time U , uniformly distributed on an interval $[0, E]$, where E (“exposure time”) has an absolutely continuous distribution function F_E on an interval $[0, M_2]$, and where U is uniform on $[0, E]$, conditionally on E . Moreover there is an incubation time V with an absolutely continuous distribution F_0 on an interval $[0, M_1]$ and a time for getting symptomatic S , where $S = U + V$. We assume that U and V are independent, conditionally on E . Our observations consist of the pairs of exposure times and times of getting symptomatic

$$(E_i, S_i), \quad i = 1, \dots, n.$$

The model is for example considered in [17], [2], [1] and [8].

We define the (convolution) density q_F by

$$(2.1) \quad \begin{aligned} q_F(e, s) &= e^{-1} \{F(s) - F(s - e)\} \\ &= e^{-1} \int_{u=(s-e)_+}^s dF(u), \quad e > 0, s \in [0, M_1 + M_2], \end{aligned}$$

w.r.t. μ , which is the product of the measure dF_E of the exposure time E and Lebesgue measure on $[0, M_1 + M_2]$, where $M_1 > 0$ is the upper bound for the incubation time and $M_2 > 0$ is the upper bound for the exposure time.

For estimating the distribution function F_0 of the incubation time, usually parametric distributions are used, like the Weibull, log-normal or gamma distribution. However, in [8] the nonparametric maximum likelihood estimator is used. The maximum likelihood estimator \hat{F}_n maximizes the function

$$(2.2) \quad \ell(F) = n^{-1} \sum_{i=1}^n \log \{F(S_i) - F(S_i - E_i)\}$$

over *all* distribution functions F on \mathbb{R} which satisfy $F(x) = 0, x \leq 0$, see [8].

In [8] the log likelihood was written in the form

$$(2.3) \quad \sum_{i=1}^n \{\Delta_i \log F(S_i) + (1 - \Delta_i) \log \{F(S_i) - F(S_i - E_i)\}\},$$

where the indicators Δ_i are defined by:

$$(2.4) \quad \Delta_i = 1_{\{S_i \leq E_i\}}.$$

For convenience of exposition, we will introduce one more indicator below.

First, just as in [8], we reduce the problem to the problem of minimizing on the cone $\{\mathbf{y} \in \mathbb{R}_+^m : \mathbf{y} = (y_1, \dots, y_m), 0 \leq y_1 \leq \dots \leq y_m\}$, where the y_j represent the values $F(S_i)$ and $F(S_i - E_i)$ and where $m \geq n$ is suitably chosen (see [8]). Although the model is different, the algorithmic problem of computing the MLE is close to the problem of computing the MLE in the so-called interval censoring, case 2, model, where one has *two* observation times for each unobservable random variable instead of just one, as in the current status model.

In the interval censoring model the log likelihood is of the form

$$(2.5) \quad \ell(F) = \sum_{i=1}^n \{\Delta'_{i1} \log F(U_i) + \Delta'_{i2} \log \{F(V_i) - F(U_i)\} + \Delta'_{i3} \log \{1 - F(V_i)\}\},$$

where $U_i < V_i$ are observation times and we only have information on whether our hidden variable of interest is to the left of U_i ($\Delta'_{i1} = 1$), between U_i and V_i ($\Delta'_{i2} = 1$), or to the right of V_i ($\Delta'_{i3} = 1$).

Somewhat analogously, we introduce *two* indicators Δ_{i1} and Δ_{i2} instead of one in the model for the incubation time, where

$$(2.6) \quad \Delta_{i1} = 1_{\{S_i \leq E_i\}}, \quad \Delta_{i2} = 1_{\{E_i < S_i \leq M_1\}}.$$

Note, however, that the indicator Δ_{i2} is rather different from the indicator Δ'_{i2} in the interval censoring model. We do not assume that we know M_1 , and therefore Δ_{i2} is not actually observable, in contrast with the situation in the interval, case 2, model.

Letting $\Delta_{i3} = 1 - \Delta_{i1} - \Delta_{i2}$, the log likelihood can then be written

$$(2.7) \quad \begin{aligned} \ell(F) \\ = \sum_{i=1}^n \{ \Delta_{i1} \log F(S_i) + \Delta_{i2} \log \{ F(S_i) - F(S_i - E_i) \} + \Delta_{i3} \log \{ 1 - F(S_i - E_i) \} \}. \end{aligned}$$

Note that maximizing (2.7) is the same as maximizing the actual log likelihood

$$\ell(F) = \sum_{i=1}^n \{ \Delta_{i1} \log F(S_i) + (1 - \Delta_{i1}) \log \{ F(S_i) - F(S_i - E_i) \} \},$$

since if $S_i > M_1$, then $S_i > \max_j (S_j - E_j)_+$, since the $(S_j - E_j)_+$ are lower bounds for the corresponding incubation times, so $\max_j (S_j - E_j)_+ \leq M_1$. Therefore a ‘‘preliminary reduction’’ (a technique also used in interval censoring, see [12]) makes $F(S_i)$ equal to 1 at such points $S_i > M_1$.

It is clear though, that in spite of the algorithmic similarity with the interval censoring, case 2, model, the incubation time model is really different. We denote the empirical distribution function of the quadruples $(E_i, S_i, \Delta_{i1}, \Delta_{i2})$ by \mathbb{Q}_n . Note that only the first 3 elements of the quadruples are actually observable, but that nevertheless the quadruples are well-defined. The underlying probability measure Q_0 is defined by

$$\begin{aligned} & \int h(e, s, \delta_1, \delta_2) dQ_0(e, s, \delta_1, \delta_2) \\ &= \int_{s \leq e} e^{-1} h(e, s, 1, 0) F_0(s) ds dF_E(e) \\ & \quad + \int_{e < s \leq M_1} e^{-1} h(e, s, 0, 1) \{ F_0(s) - F_0(s - e) \} ds dF_E(e) \\ & \quad + \int_{M_1 < s \leq M_1 + e} e^{-1} h(e, s, 0, 0) \{ 1 - F_0(s - e) \} ds dF_E(e), \end{aligned}$$

for bounded Borel measurable functions h on $\mathbb{R}_+^2 \times \{(0, 0), (1, 0), (0, 1)\}$.

3. Characterization of the nonparametric maximum likelihood estimator (MLE) for the incubation time distribution. Let \mathbb{Q}_n be the empirical distribution function of the quadruples $(E_i, S_i, \Delta_{i1}, \Delta_{i2})$, where Δ_{i1} and Δ_{i2} are defined by (2.6). Then, for a distribution function F on \mathbb{R} , which is zero on $(-\infty, 0]$, we define the process

$$(3.1) \quad \begin{aligned} W_{n,F}(t) &= \int_{s \leq t} \frac{\delta_1}{F(s)} d\mathbb{Q}_n(e, s, \delta_1, \delta_2) - \int_{s-e \leq t} \frac{\delta_2}{F(s) - F(s-e)} d\mathbb{Q}_n(e, s, \delta_1, \delta_2) \\ & \quad + \int_{s \leq t} \frac{\delta_2}{F(s) - F(s-e)} d\mathbb{Q}_n(e, s, \delta_1, \delta_2) \\ & \quad - \int_{s-e \leq t} \frac{1 - \delta_1 - \delta_2}{1 - F(s-e)} d\mathbb{Q}_n(e, s, \delta_1, \delta_2), \end{aligned}$$

where

$$(3.2) \quad \delta_1 = 1_{\{s \leq e\}}, \quad \delta_2 = 1_{\{e < s \leq M_1\}},$$

and where we define $0/0 = 0$.

Note that the MLE is only determined at the points $(S_i - E_i)_+$ and S_i . We therefore restrict the set of candidates for the MLE to discrete distribution functions which only have mass at these points. But because the likelihood for a distribution F can be enlarged if F has a point of mass at a point $S_i - E_i$ not coinciding with a point S_j , for $j \neq i$ by removing this mass to a point S_j , we can restrict the set of distribution functions to the set of discrete distribution functions, having mass at points S_i only. We denote this set of distribution functions by \mathcal{F}_n .

The following lemma characterizes the MLE.

LEMMA 1. *Let \mathcal{F}_n be the set of discrete distribution functions F , which only have mass at the points S_i . Then $\hat{F}_n \in \mathcal{F}_n$ maximizes (2.3) over $F \in \mathcal{F}_n$ if and only if*

(i)

$$(3.3) \quad \int_{u \in [t, \infty)} dW_{\hat{F}_n}(u) \leq 0, \quad t \geq 0,$$

(ii)

$$(3.4) \quad \int W_{n, F_n}(t-) d\hat{F}_n(t) = 0.$$

Moreover, \hat{F}_n is uniquely determined at the points S_i by (3.3) and (3.4).

The proof of Lemma 1 follows the steps of the proof of Proposition 1.3 of Part 2 of [12] and is therefore omitted. Note that condition (3.4) is condition (1.27) of Proposition 1.3 and obtained by integration by parts from that conditions.

A picture of the point process $\{(T_i, W_{\hat{F}_n}(T_i)), i = 1, 2, \dots\}$ in a simulation of the incubation time distribution, for T_i running through the points S_i and $(S_i - E_i)_+$ between the minimum of the S_i and the maximum of the $(S_i - E_i)_+$ is given in Figure 1 for sample size $n = 100$.

The process W_{n, \hat{F}_n} touches zero at points just to the left of points of mass of \hat{F}_n . This shift of one point is due to the fact that we need the left-continuous slope of the greatest convex minorant of the cusum diagram, but use right-continuous distribution functions.

As explained in [8], one can compute the MLE by the iterative convex minorant algorithm, where one computes iteratively the greatest convex minorant of the cusum diagram with points $(0, 0)$ and points

$$(3.5) \quad \left(G_{n, F}(t), \int_{u \in [0, t]} F(u) dG_{n, F}(u) + W_{n, F}(t) \right),$$

where the ‘‘weight process’’ $G_{n, F}$ (similar to G_F on p. 49 of [12]) is defined by

$$(3.6) \quad \begin{aligned} G_{n, F}(t) = & \int_{s \leq t} \frac{\delta_1}{F(s)^2} d\mathbb{Q}_n(e, s, \delta_1, \delta_2) + \int_{s-e \leq t} \frac{\delta_2}{\{F(s) - F(s-e)\}^2} d\mathbb{Q}_n(e, s, \delta_1, \delta_2) \\ & + \int_{s \leq t} \frac{\delta_2}{\{F(s) - F(s-e)\}^2} d\mathbb{Q}_n(e, s, \delta_1, \delta_2) \\ & + \int_{s-e \leq t} \frac{1 - \delta_1 - \delta_2}{\{1 - F(s-e)\}^2} d\mathbb{Q}_n(e, s, \delta_1, \delta_2), \end{aligned}$$

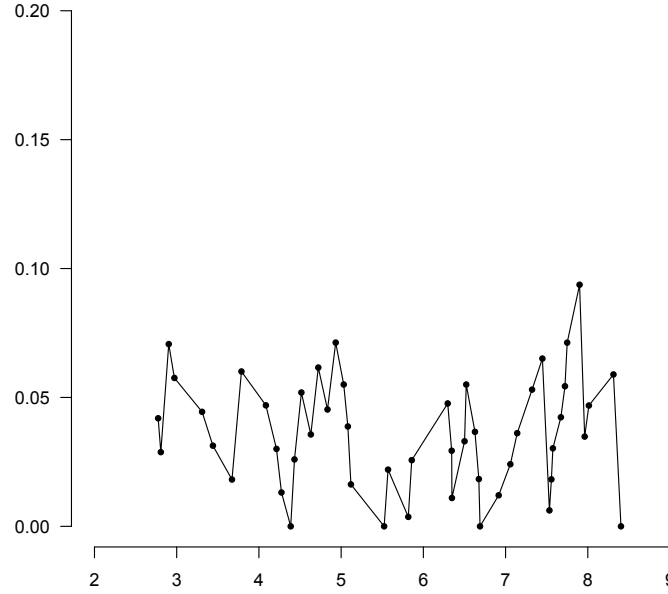


Fig 1: The point process $\{(T_i, W_{\hat{F}_n}(T_i)), i = 1, 2, \dots\}$ for points T_i , running through points S_i and $S_i - E_i$ between the minimum of the S_i and the maximum of the $S_i - E_i$. Sample size $n = 100$. The data correspond to a truncated Weibull distribution for the incubation time distribution, used in simulations of the incubation time distribution. The points are connected by line segments.

where F is the temporary estimate of the distribution function at an iteration. The MLE \hat{F}_n corresponds to a stationary point of this algorithm and is given by the left-continuous slope of the greatest convex minorant of the cusum diagram, see Figure 2. See [8] for further remarks on this algorithm. The algorithm is implemented in the R scripts in [7].

We define the process V_n by

$$(3.7) \quad V_n(t) = \int_{u \in [0, t]} \hat{F}_n(u) dG_n(u) + W_{n, \hat{F}_n}(t),$$

where $G_n = G_{n, \hat{F}_n}$ is defined by (3.6) for $F = \hat{F}_n$. Thus \hat{F}_n is obtained by taking the left-continuous slope of the “self-induced” cusum diagram, defined by $(0, 0)$ and points

$$(3.8) \quad (G_{n, F}(t), V_n(t)), \quad t \geq 0.$$

4. Consistency of the MLE. We have the following result.

THEOREM 3. *Let F_0 have a strictly positive continuous density f_0 on $[0, M_1]$, for some $M_1 > 0$. Furthermore, let F_E be a distribution function on $[0, M_2]$, $M_2 > M_1/2$, which is 0 on $[0, \varepsilon]$ for some $\varepsilon \in [0, (M_1 \wedge M_2)/2)$ and has a continuous strictly positive derivative f_E on $[\varepsilon, M_2]$. Let $\hat{F}_n \in \mathcal{F}_n$ be the MLE, where \mathcal{F}_n is the set of distribution functiona with mass at the set of points S_i . Then \hat{F}_n converges almost surely to F_0 on $[0, M_1]$.*

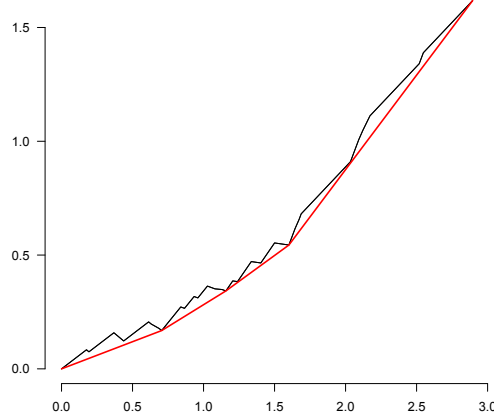


Fig 2: The cusum diagram $\{(G_n(T_i), V_n(T_i)), i = 1, 2, \dots\}$, where T_i runs through the ordered points $(S_i - E_i)_+$ and S_i and V_n is defined by (3.7), together with its greatest convex minorant (red curve). Sample size $n = 100$.

There are a lot of different ways to prove consistency, but we feel a preference for the elegant method in [15], which is used in the proof below.

PROOF. We start by observing that, by the fact that \hat{F}_n is the MLE, we must have:

$$(4.1) \quad \int \delta_1 \frac{F_0(s)}{\hat{F}_n(s)} d\mathbb{Q}_n(e, s, \delta_1, \delta_2) + \int \delta_2 \frac{F_0(s) - F_0(s-e)}{\hat{F}_n(s) - \hat{F}_n(s-e)} d\mathbb{Q}_n(e, s, \delta_1, \delta_2) \\ + \int (1 - \delta_1 - \delta_2) \frac{1 - F_0(s-e)}{1 - \hat{F}_n(s-e)} d\mathbb{Q}_n(e, s, \delta_1, \delta_2) \leq 1.$$

The limit of the left-hand side of (4.1) is given by:

$$(4.2) \quad \int_{s \leq e} e^{-1} \frac{F_0(s)^2}{F(s)} ds dF_E(e) + \int_{e < s \leq M_1} e^{-1} \frac{\{F_0(s) - F_0(s-e)\}^2}{F(s) - F(s-e)} ds dF_E(e) \\ + \int_{s > M_1} e^{-1} \frac{\{1 - F_0(s-e)\}^2}{1 - F(s-e)} ds dF_E(e).$$

We want to show that (4.2) is larger than 1 unless $F = F_0$. Note that we may assume that F has to correspond to a distribution with total mass 1, since we otherwise could make (4.2) strictly smaller by multiplying F by a constant larger than 1 in the minimization over F .

The density in (e, s) , induced by F , is of the form:

$$F(s)1_{\{s \leq e\}} + \{F(s) - F(s-e)\}1_{\{e < s \leq M_1\}} + \{1 - F(s-e)\}1_{\{s > M_1\}}.$$

with respect to $ds dF_E(e)$, and hence we must have:

$$\int_{s \leq e} e^{-1} F(s) ds dF_E(e) + \int_{e < s \leq M_1} e^{-1} \{F(s) - F(s-e)\} ds dF_E(e) \\ + \int_{s > M_1} e^{-1} \{1 - F(s-e)\} ds dF_E(e)$$

$$(4.3) \quad = 1$$

So minimization over F is equivalent to minimization over

$$\begin{aligned} & \int_{s \leq e} e^{-1} \left\{ \frac{F_0(s)^2}{F(s)} + F(s) \right\} ds dF_E(e) \\ & + \int_{e < s \leq M_1} e^{-1} \left\{ \frac{\{F_0(s) - F_0(s-e)\}^2}{F(s) - F(s-e)} + \{F(s) - F(s-e)\} \right\} ds dF_E(e) \\ & + \int_{s > M_1} e^{-1} \left\{ \frac{\{1 - F_0(s-e)\}^2}{1 - F(s-e)} + 1 - F(s-e) \right\} ds dF_E(e), \end{aligned}$$

which clearly is minimized by taking $F = F_0$. If F would not be equal to F_0 it would be different of F_0 on an interval, using the monotonicity of F and F_0 and the continuity of F_0 , and then (4.2) would be strictly bigger than 1. \square

5. Asymptotic distribution of the MLE in the model for the incubation time. We have the following result for the MLE in the model for the incubation time.

THEOREM 4. *Let the conditions of Theorem 3 be satisfied and let, moreover, f_E have a bounded derivative on the interval (ε, M_2) . Let $\hat{F}_n \in \mathcal{F}_n$ be the MLE, where the set of distribution functions \mathcal{F}_n has the same meaning as in Theorem 3. Then we have at a point $t_0 \in (0, M_1)$:*

$$(5.1) \quad n^{1/3} \{ \hat{F}_n(t_0) - F_0(t_0) \} / (4f_0(t_0)/c_E)^{1/3} \xrightarrow{d} \operatorname{argmin} \{ W(t) + t^2 \},$$

where W is two-sided Brownian motion on \mathbb{R} , originating from zero and where the constant c_E is given by:

$$(5.2) \quad c_E = \int e^{-1} \left[\frac{1}{F_0(t_0) - F_0(t_0 - e)} + \frac{1}{F_0(t_0 + e) - F_0(t_0)} \right] dF_E(e),$$

The result shows that the limit distribution is given by Chernoff's distribution. The jump in difficulty of the proof in going from the corresponding result for the current status model to more general cases of interval censoring models and to the model for the incubation time distribution is considerable.

The proof of Theorem 4 is given in the supplementary material, section B. For the interval censoring, case 2, model the limit distribution of the MLE, under the so-called strict separation condition, was derived in [6]. The strict separation condition in the interval censoring, case 2, model seems somewhat comparable to the condition that E_i has no mass on an interval $[0, \varepsilon]$ in the present model.

At several places of the proof in section B of the supplementary material, we use arguments improving on the arguments in [6], and the proof of the limit result for the interval censoring model in [6] could be improved similarly. But we will not go into that in this paper.

6. Confidence intervals in the incubation time model. We now construct pointwise confidence intervals for the distribution function in the same way as we can do for the current status model, based on the SMLE. But for justifying these methods, we need a result, corresponding to Theorem 2 for the current status model.

The SMLE \tilde{F}_{nh} is defined by:

$$(6.1) \quad \tilde{F}_{nh}(t) = \int IK((t-y)/h) d\hat{F}_n(y),$$

where \hat{F}_n is the MLE and IK is defined by (1.4).

We have the following result, analogous to Theorem 2 above for the current status model.

THEOREM 5. *Let the conditions of Theorem 4 be satisfied and let h_n be a bandwidth such that $h_n \sim kn^{-1/5}$, as $n \rightarrow \infty$, for some $k > 0$. Moreover, let the density f_0 be differentiable at $t \in (0, M_1)$, and let K_h be defined by*

$$(6.2) \quad K_h(u) = h^{-1}K(u/h).$$

for the symmetric kernel K which is the derivative of \mathbb{K} . Finally, let the SMLE \tilde{F}_{nh} be defined by (6.1). Then

$$n^{2/5} \left\{ \tilde{F}_{n,h_n}(t) - F_0(t) \right\} \xrightarrow{d} N(\mu, \sigma^2),$$

where

$$(6.3) \quad \mu = \frac{1}{2}k^2 f_0'(t) \int u^2 K(u) du,$$

and

$$(6.4) \quad \sigma^2 = \lim_{n \rightarrow \infty} n^{-1/5} \int \phi_{n,t,F_0}(y) K_{h_n}(t-y) dy$$

where the function ϕ_{n,t,F_0} solves the integral equation

$$(6.5) \quad \int_{e>0} e^{-1} \left[\frac{\phi(x+e) - \phi(x)}{F_0(x+e) - F_0(x)} - \frac{\phi(x) - \phi(x-e)}{F_0(x) - F_0(x-e)} \right] dF_E(e) \\ = -K_{h_n}(t-x), \quad x \in (0, M_1).$$

The proof of this result is given in the supplementary material, Section C, but we here give the relation to the proof for the current status model. Let Q_0 be the probability measure of the (T_i, Δ_i) in the current status model. In [10] the key step is to write

$$\int \mathbb{K}K_h(t-u) d(\hat{F}_n - F_0)(u) = - \int \theta_{\hat{F}_n}(t, \delta) dQ_0(t, \delta),$$

where

$$\theta_F(u, \delta) = \delta \frac{\phi_F(u)}{F(u)} - (1-\delta) \frac{\phi_F(u)}{1-F(u)},$$

defining

$$\phi_F(u) = K_h(t-u) \frac{F(u)\{1-F(u)\}}{g(u)},$$

where g is the density of the observation times, see (10.21), p. 289, of [10]. We next show that

$$- \int \theta_{\hat{F}_n}(u, \delta) dQ_0(u, \delta) \\ = \int \theta_{\hat{F}_n}(u, \delta) d(Q_n - Q_0)(u, \delta) + o_p(n^{-2/5}) \\ = \int \theta_{F_0}(u, \delta) d(Q_n - Q_0)(u, \delta) + o_p(n^{-2/5}),$$

to get the asymptotic normality result.

In Theorem 5, we have:

$$(6.6) \quad \int \mathbb{K}K_h(t-u) d(\hat{F}_n - F_0)(u) = - \int \theta_{\hat{F}_n}(e, s, \delta_1, \delta_2) dQ_0(e, s, \delta_1, \delta_2),$$

where the indicators δ_1 and δ_2 are defined by (3.2) and

$$\begin{aligned}\theta_{\hat{F}_n}(e, s, \delta) &= \frac{\phi_{\hat{F}_n}(s) - \phi_{\hat{F}_n}(s-e)}{\hat{F}_n(s) - \hat{F}_n(s-e)} \\ &= \delta_1 \frac{\phi_{\hat{F}_n}(s)}{\hat{F}_n(s)} + \delta_2 \frac{\phi_{\hat{F}_n}(s) - \phi_{\hat{F}_n}(s-e)}{\hat{F}_n(s) - \hat{F}_n(s-e)} - (1 - \delta_1 - \delta_2) \frac{\phi_{\hat{F}_n}(s-e)}{1 - \hat{F}_n(s-e)},\end{aligned}$$

and where $\phi_{\hat{F}_n}$ solves the integral equation

$$\begin{aligned}(6.7) \quad & \int_{e>0} e^{-1} \left[\frac{\phi(v+e) - \phi(v)}{\hat{F}_n(v+e) - \hat{F}_n(v)} - \frac{\phi(v) - \phi(v-e)}{\hat{F}_n(v) - \hat{F}_n(v-e)} \right] dF_E(e) \\ &= -K_{h_n}(t-v), \quad v \in (0, M_1).\end{aligned}$$

Note that $\phi_{\hat{F}_n}$ has both discrete and absolutely continuous parts. This time we do not have an explicit expression for $\phi_{\hat{F}_n}$, but can compute it numerically on the basis of the data.

As in the current status model, we can now continue with

$$\begin{aligned}& - \int \theta_{\hat{F}_n}(e, s, \delta_1, \delta_2) dQ_0 \\ &= \int \theta_{\hat{F}_n}(e, s, \delta_1, \delta_2) d(Q_n - Q_0) + o_p(n^{-2/5}) \\ &= \int \theta_{F_0}(e, s, \delta_1, \delta_2) d(Q_n - Q_0) + o_p(n^{-2/5}),\end{aligned}$$

to get the asymptotic normality result.

REMARK 1. (6.6) is the fundamental relation in the proof, and is proved in an elementary way in Section C of the supplementary material. A relation of this type is also used in the proof of Theorem 4. A more abstract (and more elegant) Hilbert space proof of a relation of this type is given in the proof of Lemma 10.9 on p. 306 of [11] and earlier in the proof of Lemma 1 on p. 214 of [4].

Using Theorem 5, we can construct confidence intervals, using the smoothed bootstrap. Analogously to the method of Section 3 in [18], we keep the E_i fixed. Note that the authors in [18] mention in their section 3.1 that the limiting distribution of the MLE is unknown, but that we give the limit distribution in our case in Theorem 4, under the conditions given there. We also note that the limiting distribution in [18] is in fact partially known, and given in [6].

An example is given in Figure 3. The construction of the 95% bootstrap confidence intervals figure 3 proceeded in the following way. We took sample size $n = 500$. The (original) sample is $(E_1, S_1), \dots, (E_n, S_n)$, where E_i is uniform on $[1, 30]$ and $S_i = U_i + V_i$, where U_i is uniform on $[0, E_i]$ and, independently of U_i , V_i is uniform on $[0, 20]$.

Our bootstrap sample consists of:

$$(E_1, S_1^*), \dots, (E_n, S_n^*),$$

where

$$S_i^* = U_i^* + V_i^*,$$

where U_i^* is uniform on $[0, E_i]$ and V_i^* is generated from an estimated density of the incubation time with bandwidth $h_0 = 0.8M_1n^{-1/9}$ (oversmoothing, see [14]), using rejection sampling for Figure 3 (a) and from the estimate \tilde{F}_{nh} with bandwidth $h = 0.5M_1n^{-1/5}$ of the

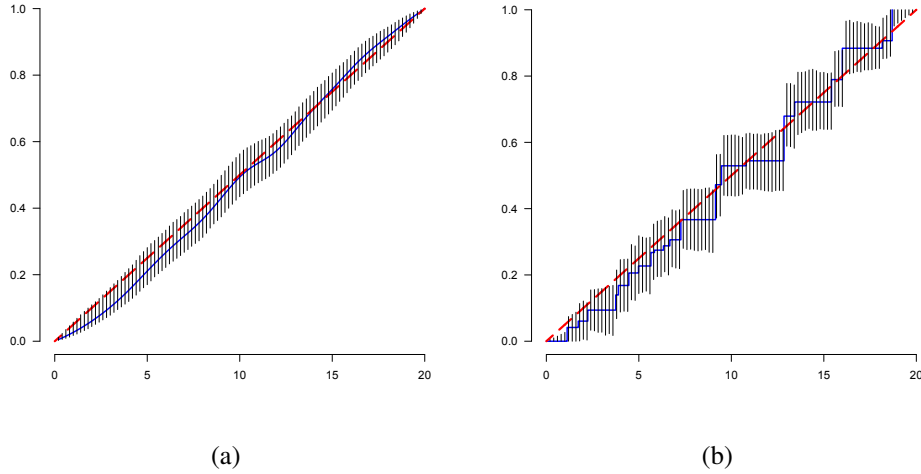


Fig 3: Confidence intervals for a simulated set of 500 points from a Uniform distribution on $[0, 20]$. (a) Confidence intervals, based on the smoothed bootstrap, based on the SMLE (b) Confidence intervals, based on the MLE and the smoothed bootstrap from the SMLE, using [18]

distribution function of the incubation time for Figure 3 (b). For Figure 3 (a) the SMLE \tilde{F}_{nh}^* was computed in each bootstrap sample, where $h = 0.5M_1n^{-1/5}$, and for Figure 3 (b) the MLE \hat{F}_n^* was computed in the bootstrap sample.

For Figure 3 (a) all 1000 values $\tilde{F}_{nh}^*(t) - \tilde{F}_{n,h_0}(t)$, and the percentiles $\tilde{P}_{0.025}(t)$ and $\tilde{P}_{0.975}(t)$ were determined. This gives the bootstrap intervals:

$$\left[\tilde{F}_{nh}(t) - \tilde{P}_{0.975}(t), \tilde{F}_{nh}(t) - \tilde{P}_{0.025}(t) \right].$$

For Figure 3 (b) all 1000 values $\hat{F}_n^*(t) - \tilde{F}_{nh}(t)$, and the percentiles $P_{0.025}(t)$ and $P_{0.975}(t)$ were determined. This gives the bootstrap intervals:

$$\left[\hat{F}_n(t) - P_{0.975}(t), \hat{F}_n(t) - P_{0.025}(t) \right].$$

7. Estimation of quantiles and comparison with parametric methods. We now illustrate the difference between the nonparametric approach and the approach using distributions like the Weibull, log-normal, etc. for the incubation time distribution. This is shown for the problem of estimating the 95th percentile of the distribution. To this end we generated 1000 samples of size $n = 500$ and also size $n = 1000$, using the same Weibull distribution to generate the incubation time distribution as we used in Section 6 for constructing confidence intervals. This example is also given (for sample size $n = 500$) in [9].

In the (truncated) Weibull approach to the problem, we maximize for $\alpha, \beta > 0$:

$$(7.1) \quad \sum_{i=1}^n \log \{F_{\alpha,\beta}(S_i) - F_{\alpha,\beta}(S_i - E_i)\},$$

where $F_{\alpha,\beta}$ is defined by

$$(7.2) \quad F_{\alpha,\beta}(x) \stackrel{\text{def}}{=} \begin{cases} 0 & , x < 0, \\ \{1 - \exp(-\beta x^{-\alpha})\} / \{1 - \exp(-M_1 x^{-\alpha})\} & , x \in [0, M_1], \\ 1 & , x > M_1, \end{cases}$$

where we choose $M_1 = 20$. This gives a maximum likelihood estimate $F_{\hat{\alpha}, \hat{\beta}}$ of the distribution function, where $(\hat{\alpha}, \hat{\beta})$ maximizes (7.1) over (α, β) . The estimate of the 95th percentile is then defined by $F_{\hat{\alpha}, \hat{\beta}}^{-1}(0.95)$, where $F_{\hat{\alpha}, \hat{\beta}}^{-1}$ denotes the inverse function.

In the log-normal approach to the problem, we maximize for $\alpha \in \mathbb{R}$ and $\beta > 0$:

$$(7.3) \quad \sum_{i=1}^n \log \{G_{\alpha, \beta}(S_i) - G_{\alpha, \beta}(S_i - E_i)\},$$

where $G_{\alpha, \beta}$ is defined by

$$(7.4) \quad G_{\alpha, \beta}(x) = \Phi((\log x - \alpha)/\beta),$$

for $x > 0$ (zero otherwise), where $\beta > 0$ and Φ is the standard normal distribution function. The estimate of the percentile is then given by $G_{\hat{\alpha}, \hat{\beta}}^{-1}(0.95)$, where $(\hat{\alpha}, \hat{\beta})$ maximizes (7.3) over (α, β) .

In the *nonparametric* maximum likelihood approach we simply maximize

$$\sum_{i=1}^n \log \{F(S_i) - F(S_i - E_i)\},$$

over *all* distribution functions F . This give the nonparametric MLE \hat{F}_n , from which we compute the SMLE $\tilde{F}_{n, h_n}(t) = \int IK_h(t - y) d\hat{F}_n(y)$ and the estimate of the 95th percentile $\tilde{F}_{n, h_n}^{-1}(0.95)$. The bandwidth h was chosen to be $h_n = 6n^{-1/5}$ here. Note that, using the delta method, we find:

$$\begin{aligned} & n^{2/5} \left\{ \tilde{F}_{n, h_n}^{-1}(0.95) - F_{\alpha, \beta}^{-1}(0.95) \right\} \\ &= -n^{2/5} \left\{ \tilde{F}_{n, h_n}(F_{\alpha, \beta}^{-1}(0.95)) - 0.95 \right\} / f_{\alpha, \beta}(F_{\alpha, \beta}^{-1}(0.95)) + o_p(1), \end{aligned}$$

where $f_{\alpha, \beta}$ is the (truncated) Weibull density, corresponding to the distribution function $F_{\alpha, \beta}$, defined by (7.2).

The results of this simulation for 1000 samples of size $n = 500$ are shown in the box plot Figure 4 and the corresponding picture for sample size $n = 1000$ in Figure 5.

The black line segments in the boxes are at the position of the median. Finally, the red line denotes the value of $F_{\alpha, \beta}^{-1}(0.95) \approx 10.17716$, where (α, β) are the parameters of the Weibull distribution. R scripts for all methods are given in the directory “simulations” of [7].

It can be seen that, since the incubation time data were generated from a Weibull distribution, the estimates of the quantiles assuming this distribution have indeed the smallest variation. But the nonparametric estimates, not making the assumption that the distribution is of the Weibull type, are also pretty good, whereas the estimates, assuming a log-normal distribution are completely off (in fact, these estimate are inconsistent). The SMLE adapts to the underlying distribution and provides consistent estimates, using the consistency of the MLE itself, derived in Section 4 and the consistency of the SMLE, which can be deduced from this.

One sees that the uncertainty about what interest us, is not much larger when one only uses the nonparametric SMLE than when one assumes that the incubation time distribution is Weibull (which is the correct distribution in this simulation setting), but much larger when one assumes log-normal. While there is absolutely no scientific (medical) reason to “believe” Weibull, or to “believe” log-normal. They lead to completely different statistical inferences, hence could lead to completely different policy recommendations.

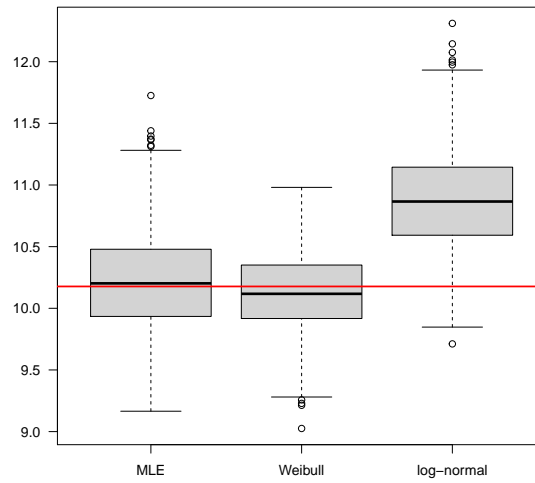


Fig 4: Box plot of 95th percentile estimates for the nonparametric, Weibull and log-normal maximum likelihood estimators for 1000 samples of size $n = 500$. The incubation time data are generated from a Weibull distribution. The red line denotes the value of the true percentile.

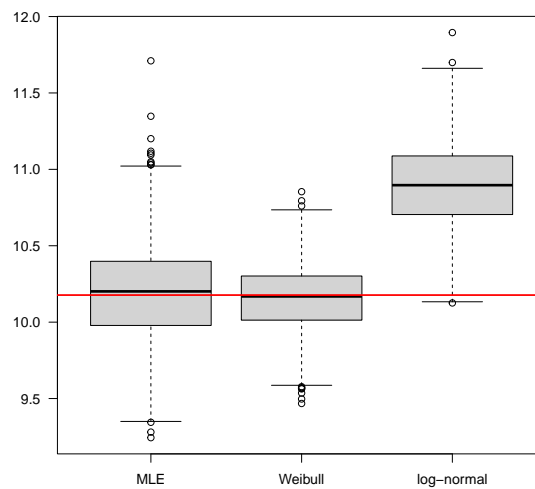


Fig 5: Box plot of 95th percentile estimates for the nonparametric, Weibull and log-normal maximum likelihood estimators for 1000 samples of size $n = 1000$. The incubation time data are generated from a Weibull distribution. The red line denotes the value of the true percentile.

8. Other smooth functionals. The first moment is the prototype of a smooth functional, The asymptotic normality and \sqrt{n} convergence of the estimate

$$\int x d\hat{F}_n(x)$$

where \hat{F}_n is the nonparametric MLE was given for the current status model in [12], Theorem 5.5 of Part 2. The asymptotic variance is given by

$$\sigma^2 = \int \frac{F_0(t)\{1 - F_0(t)\}}{g(t)} dt,$$

where g is the density of the observation times and F_0 the distribution function of the hidden estimate.

Similar results for more general cases of interval censoring are given in Chapter 10 of [11], but in those cases the expression for the asymptotic variance is coming from the solution of an integral equation and no longer explicit as in the case of the current status model. A similar situation holds for the model for the incubation time distribution.

We have the following asymptotic normality result for the estimate of the first moment, based on the nonparametric MLE \hat{F}_n for the incubation time model, if the support of the incubation time distribution is $[0, M_1]$:

$$(8.1) \quad \sqrt{n} \left\{ \int x d\hat{F}_n(x) - \int x dF_0(x) \right\} \xrightarrow{\mathcal{D}} N(0, \sigma^2),$$

where $N(0, \sigma^2)$ is a normal distribution with mean zero and variance

$$\sigma^2 = - \int_0^{M_1} \phi_{F_0}(x) dx.$$

and ϕ_{F_0} is also the solution of the following equation in ϕ :

$$(8.2) \quad \int_{e>0} e^{-1} \left[\frac{\phi(v+e) - \phi(v)}{F(v+e) - F(v)} - \frac{\phi(v) - \phi(v-e)}{F(v) - F(v-e)} \right] dF_E(e) = 1, \quad v \in [0, M_1].$$

The distribution function F_E of the exposure time was again chosen to be the uniform distribution function on $[1, 30]$.

The derivation of this result is given in the supplementary material, Section D. The inconsistency of the estimate based on the log normal model is again clearly seen from the boxplot Figure 6. However, if we would have generated the incubation time distribution from a log normal distribution, the estimate based on the Weibull distribution would be inconsistent, so Figure 6 cannot be interpreted as showing the superiority of the Weibull distribution.

Examples of the behavior of the density estimate

$$\hat{f}_{nh}(t) = \int K_h(t-y) d\hat{F}_n(y),$$

which converges at rate $n^{2/7}$, where $h \sim cn^{-1/7}$, $c > 0$, are given in [8] and [9]

9. Conclusion. We proved that the nonparametric MLE in a model for the incubation time distribution converges in distribution, after standardization, to Chernoff's distribution. The rate of convergence is cube root n , if n is the sample size, under a separation condition for the exposure time. We also discussed (locally) differentiable functionals of the model, estimated by corresponding functionals of the nonparametric MLE, which converge after standardization to a normal distribution at faster rates, where the constants are given by the solution of an integral equation.

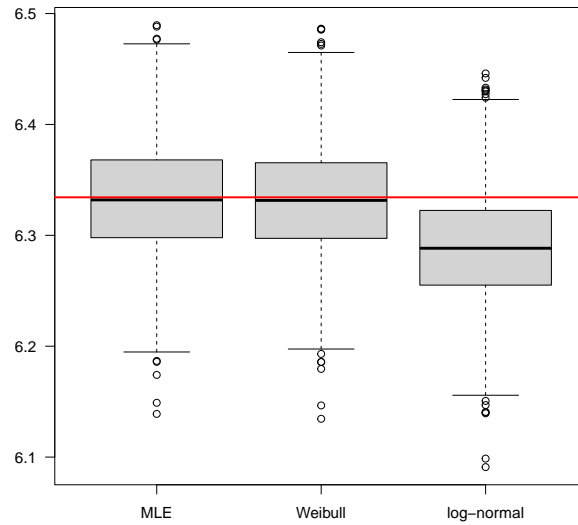


Fig 6: Box plot of estimation of the first moment of the incubation distribution for the non-parametric, Weibull and log-normal maximum likelihood estimators for 1000 samples of size $n = 5000$. The incubation time data are generated from a Weibull distribution. The red line denotes the value of the actual real first moment.

This provides an alternative for the parametric models that are usually applied in this context, estimating the incubation time distribution by, e.g., Weibull, gamma or log-normal distributions. If the parametric model is not right (there is in fact no scientific or medical reason to choose for Weibull, gamma, Erlang, log-normal. etc., and one sees for this reason usually these distribution applied at the same time) the estimates are inconsistent if the chosen model does not hold, as we demonstrate in Sections 7 and 8

As shown in Section 8, for parameters like the first moment, we do not have to choose a bandwidth parameter, while the behavior of the estimate based on the nonparametric MLE is competitive to the parametric estimates in this case, even if the model for the parametric estimate is right.

R scripts for computing the estimates are given in [7].

SUPPLEMENTARY MATERIAL

Section A

Integral equations.

Section B

Proof of Theorem 4.

Section C

Proof of Theorem 5.

Section D

Proof of (8.1)

Section E

Score operators and adjoint equations

REFERENCES

- [1] BACKER, J. A., KLINKENBERG, D. and WALLINGA, J. (2020). Incubation period of 2019 novel coronavirus (2019-nCov) infections among travellers from Wuhan, China, 20-28 January 2020. *Euro Surveill.* **25**.
- [2] BRITTON, T. and SCALIA TOMBA, G. (2019). Estimation in emerging epidemics: bases and remedies. *J. R. Soc. Interface* **16**.
- [3] CHERNOFF, H. (1964). Estimation of the mode. *Ann. Inst. Statist. Math.* **16** 31–41. [MR0172382 \(30##2601\)](#)
- [4] GESKUS, R. B. and GROENEBOOM, P. (1997). Asymptotically optimal estimation of smooth functionals for interval censoring. II. *Statist. Neerlandica* **51** 201–219. [MR1466426 \(99d:62015\)](#)
- [5] GROENEBOOM, P. (1987). Asymptotics for incomplete censored observations. Report 87-18, Mathematical Institute, University of Amsterdam.
- [6] GROENEBOOM, P. (1996). Lectures on inverse problems. In *Lectures on probability theory and statistics (Saint-Flour, 1994). Lecture Notes in Math.* **1648** 67–164. Springer, Berlin. [MR1600884 \(99c:62092\)](#)
- [7] GROENEBOOM, P. (2020). Incubation Time. <https://github.com/pietg/incubationtime>.
- [8] GROENEBOOM, P. (2021a). Estimation of the incubation time distribution for COVID-19. *Stat. Neerl.* **75** 161–179. [MR4245907](#)
- [9] GROENEBOOM, P. (2021b). Chernoff’s distribution and the bootstrap. *Nieuw Archief voor Wiskunde* **22** 241–244.
- [10] GROENEBOOM, P., JONGBLOED, G. and WITTE, B. I. (2010). Maximum smoothed likelihood estimation and smoothed maximum likelihood estimation in the current status model. *Ann. Statist.* **38** 352–387.
- [11] GROENEBOOM, P. and JONGBLOED, G. (2014). *Nonparametric Estimation under Shape Constraints*. Cambridge Univ. Press, Cambridge.
- [12] GROENEBOOM, P. and WELLNER, J. A. (1992). *Information bounds and nonparametric maximum likelihood estimation. DMV Seminar* **19**. Birkhäuser Verlag, Basel. [MR1180321 \(94k:62056\)](#)
- [13] GROENEBOOM, P. and WELLNER, J. A. (2001). Computing Chernoff’s distribution. *J. Comput. Graph. Statist.* **10** 388–400. [MR1939706](#)
- [14] HÄRDLE, W. and MARRON, J. S. (1991). Bootstrap simultaneous error bars for nonparametric regression. *Ann. Statist.* **19** 778–796. [MR1105844](#)
- [15] JEWELL, N. P. (1982). Mixtures of exponential distributions. *The Annals of Statistics* 479–484.
- [16] PETO, R. (1973). Experimental survival curves for interval-censored data. *J.R. Statist. Soc. Series C* **22** 86–91.
- [17] REICH, N. G., LESSLER, J., CUMMINGS, D. A. T. and BROOKMEYER, R. (2009). Estimating incubation period distributions with coarse data. *Stat. Med.* **28** 2769–2784. [MR2750164](#)
- [18] SEN, B. and XU, G. (2015). Model based bootstrap methods for interval censored data. *Comput. Statist. Data Anal.* **81** 121–129. [MR3257405](#)
- [19] TURNBULL, B. W. (1976). The empirical distribution function with arbitrarily grouped, censored and truncated data. *J. Roy. Statist. Soc. Ser. B* **38** 290–295. [MR652727](#)
- [20] VAN DER VAART, A. W. (1991). On differentiable functionals. *Ann. Statist.* **19** 178–204. [MR1091845 \(92i:62100\)](#)
- [21] WELLNER, J. A. (1995). Interval censoring, case 2: alternative hypotheses. In *Analysis of censored data (Pune, 1994/1995). IMS Lecture Notes Monogr. Ser.* **27** 271–291. Inst. Math. Statist., Hayward, CA. [MR1483352](#)

**SUPPLEMENT TO:
NONPARAMETRIC ESTIMATION OF THE INCUBATION TIME
DISTRIBUTION**

BY PIET GROENEBOOM

Delft University of Technology

*Delft University of Technology, Mekelweg 4, 2628 CD Delft, The Netherlands.
P.Groeneboom@tudelft.nl*

1. Section A. Integral equations. As explained in the Appendix of [4], the theory of the estimation of smooth functionals in the model is based on certain integral equations. For the incubation time model an extra indicator Δ_i was introduced to indicate whether $S_i \leq E_i$, and in the main manuscript we even introduced two indicators to show the analogy with arguments used in the interval censoring model, case 2.

But introducing these indicators is not necessary in the present section, basically because we directly work with the underlying model. So we define the score function θ here without these indicators and get as definition for the score function:

$$\theta(e, s) = E \{a(X) | (E, S) = (e, s)\} = \frac{\int a(x) dF(x)}{F(s) - F(s - e)},$$

(compare to (A.1) in [4]). This is the conditional expectation of $a(X)$ in the “hidden” space of the variable of interest (the incubation time), given our observation (E, S) . Note that we changed the notation somewhat w.r.t. [4], and denote the distribution function of the incubation time by F instead of G .

Defining

$$\phi(t) = \int_{x \in [0, t]} a(x) dF(x),$$

we get the following representation for the score function, conditioned on $X = x$:

$$(1.1) \quad E\{\theta(E, S) | X = x\} = \int_{e \in [0, M_2]} e^{-1} \left\{ \int_{s \in (x, x+e]} \frac{\phi(s) - \phi(s - e)}{F(s) - F(s - e)} ds \right\} dF_E(e).$$

Note that in [4] the distribution function F_E was taken to be uniform, just as an example, but that we do not at all assume that here.

Differentiating (1.1) w.r.t. x , we get the following integral equation, with on the right the derivative of the functional we want to estimate, denoted by ψ here:

$$\begin{aligned} & \int e^{-1} \left[\frac{\phi(x + e) - \phi(x)}{F(x + e) - F(x)} - \frac{\phi(x) - \phi(x - e)}{F(x) - F(x - e)} \right] dF_E(e) \\ &= -\frac{\phi(x)}{F(x)} \int_{e \geq x} e^{-1} dF_E(e) - \frac{\phi(x)}{1 - F(x)} \int_{e \geq M_1 - x} e^{-1} dF_E(e) \\ & \quad + \int e^{-1} \left[\frac{\phi(x + e) - \phi(x)}{F(x + e) - F(x)} 1_{\{e < M_1 - x\}} - \frac{\phi(x) - \phi(x - e)}{F(x) - F(x - e)} 1_{\{e < x\}} \right] dF_E(e) \\ (1.2) \quad &= \psi(x), \quad x \in [0, M_1]. \end{aligned}$$

This is called a Fredholm integral equation of the second kind. Here and in the sequel, we assume that distribution functions are right-continuous.

We assume that F_E satisfies the following condition:

(F1) F_E is a distribution function on $[0, M_2]$, $M_2 > M_1/2$, which is 0 on $[0, \varepsilon]$ for some $\varepsilon \in (0, (M_1 \wedge M_2)/2)$ and has a continuous strictly positive derivative f_E on $[\varepsilon, M_2]$. The distribution function is defined to be 1 on $[M_2, \infty)$.

We define the class of distribution functions \mathcal{F} in the following way.

(F2) \mathcal{F} consists of the distribution functions F on $[0, M_1]$ with only a finite number of jumps, contained in $(0, M_1)$, and satisfying

$$(1.3) \quad F(u) - F(t) \geq c > 0 \text{ if } u - t \geq \varepsilon,$$

where $\varepsilon > 0$ is defined as in Definition (F1). The distribution functions are extended to $[0, \infty)$ by defining to be equal to 1 on $[M_1, \infty)$.

LEMMA 1. *Let F_E be a distribution function on $[0, M_1]$, satisfying condition (F1) and let $F \in \mathcal{F}$, where \mathcal{F} is defined in (F2). Moreover, let, $F \in \mathcal{F}$ satisfy:*

$$(1.4) \quad \{1 - F(t)\} \int_{e \geq t} e^{-1} dF_E(e) + F(t) \int_{e \geq M_1 - t} e^{-1} dF_E(e) \geq c > 0$$

for some $c > 0$ and each $t \in [0, M_1]$.

Finally, let $\psi : [0, M_1] \rightarrow \mathbb{R}$ be a bounded right-continuous function with left-limits (cad-lag) on $[0, M_1]$. Then the equation (1.2) has a unique solution in $\phi : [0, M_1] \rightarrow \mathbb{R}$.

PROOF. Consider, for $t \in [0, M_1]$, the homogeneous equation

$$(1.5) \quad \begin{aligned} & \phi(t) \left\{ \{1 - F(t)\} \int_{e \geq t} e^{-1} dF_E(e) + F(t) \int_{e \geq M_1 - t} e^{-1} dF_E(e) \right\} \\ & = F(t) \{1 - F(t)\} \\ & \cdot \int e^{-1} \left[\frac{\phi(t+e) - \phi(t)}{F(t+e) - F(t)} 1_{\{e < M_1 - t\}} - \frac{\phi(t) - \phi(t-e)}{F(t) - F(t-e)} 1_{\{e < t\}} \right] dF_E(e). \end{aligned}$$

Since $F(0) = 0$ and $F(M_1) = 1$, the solution has to be zero at $t = 0$ and $t = M_1$. Suppose there exists a point $t \in (0, M_1)$ such that $\phi(t) > 0$ for a solution ϕ . If the maximum of ϕ is reached at the point $s \in (0, M_1)$, we get that the right-hand side of (1.5) is nonpositive at $t = s$, whereas the left-hand side is > 0 , a contradiction. Note that we use condition (1.4).

If the supremum is not attained, we take the limit from the left and get that the limit on the left is strictly positive, whereas the limit on the right is nonpositive, which leads again to a contradiction.

A similar argument holds if there exists a point t such that $\phi(t) < 0$. It now follows from Theorem 3.4 in [6] that the integral equation has a unique solution (see also Lemma 10.1 on p. 294 of [5]). \square

EXAMPLE 1. We consider the example $\psi \equiv 1$, F_E is the uniform distribution on $[1, 30]$ and F_0 is uniform on $[0, 20]$. In that case all conditions of Lemma 1 are satisfied. One could think of an exposure time of at most 30 days and at least one day in the incubation time model. It is shown in Appendix D that

$$\sqrt{n} \left\{ \int x d\hat{F}_n(x) - \int x dF_0(x) \right\} \xrightarrow{\mathcal{D}} N(0, \sigma^2),$$

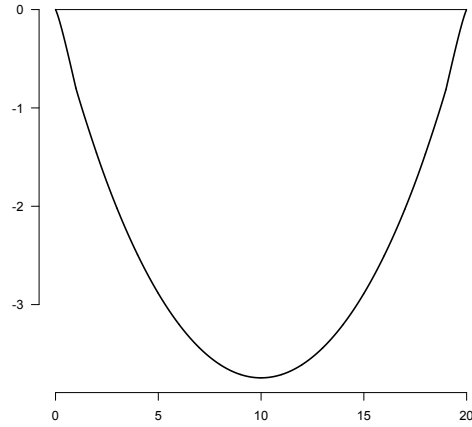


Fig 1: The solution of (1.2) if F_0 is uniform on $[0, 20]$ and F_E is uniform on $[1, 30]$.

where

$$\sigma^2 = - \int_0^{M_1} \phi_{F_0}(x) dx,$$

where ϕ_{F_0} solves (1.2) for $\psi \equiv 1$ and $F = F_0$, where we choose in the present example F_0 to be the uniform distribution on $[0, M_1]$. We can solve equation (1.2) or equivalently (1.2) by simple iteration.

EXAMPLE 2. If $\psi = 1_{[0,a]}$, where $a \in (0, M_1)$, ψ is not continuous on $[0, M_1]$, but still satisfies the conditions of the lemma. In this case the solution has a jump at a , as is shown in Figure 2 for $a = 10$.

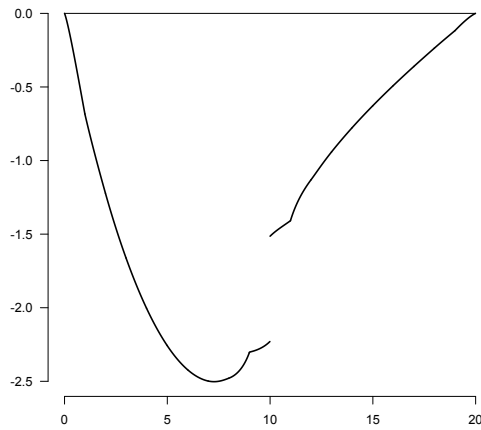


Fig 2: The solution for $\psi = 1_{[0,10]}$ if F_0 is uniform on $[0, 20]$ and F_E is uniform on $[1, 30]$.

This corresponds to the functional

$$x \mapsto \Psi_{a,F}(x) = g_a(x) - \int g_a(x) dF(x),$$

where the function g_a is given by

$$g_a(x) = x1_{[0,a)}(x) + a1_{[a,M_1]}(x), \quad x \in [0, M_1].$$

Note that g_a is continuous, a fact that is absolutely essential in the smooth functional theory.

Integration by parts gives:

$$\int g_a(x) dF_0(x) = aF_0(a-) - \int_0^a F_0(x) dx + a\{1 - F_0(a)\} = \int_0^a \{1 - F_0(x)\} dx.$$

Hence we get generally:

$$\int \Psi_{a,F}(x) d(F - F_0)(x) = - \int \Psi_{a,F}(x) dF_0(x) = - \int_0^a \{F(x) - F_0(x)\} dx$$

So in studying expressions like $\int_0^a \{\hat{F}_n(x) - F_0(x)\} dx$, for $a \in (0, M_1]$, where \hat{F}_n is the nonparametric MLE and F_0 the underlying distribution function, and in showing things like

$$\sqrt{n} \sup_{a \in [0, M_1]} \left| \int_0^a \{\hat{F}_n(x) - F_0(x)\} dx \right| = O_p(1),$$

we need a functional of this type in the proof of the limit result for the MLE in the incubation time model.

1.1. *Properties of the solution of the integral equation (1.2).* The integral equation (1.2) has the same structure as the integral equations for the interval censoring, case 2, model. This equation is given by (10.33) on p. 292 of [5] and earlier in [2].

Let, for $F \in \mathcal{F}$, the function d_F be defined by

$$(1.6) \quad d_F(t) = \{1 - F(t)\} \int_{e \geq t} e^{-1} dF_E(e) + F(t) \int_{e \geq M_1 - t} e^{-1} dF_E(e). \quad t \in [0, M_1].$$

We have:

$$(1.7) \quad \inf_{t \in [0, M_1]} d_F(t) \geq \min \left\{ (1 - F(\frac{1}{2}M_1)) \int_{e \geq \frac{1}{2}M_1} e^{-1} dF_E(e), F(\frac{1}{2}M_1) \int_{e \geq \frac{1}{2}M_1} e^{-1} dF_E(e) \right\}.$$

So, if $\min\{F(\frac{1}{2}M_1), 1 - F(\frac{1}{2}M_1)\} \geq c > 0$, for all $F \in \mathcal{F}$ and a constant $c > 0$, we get $d_F(t) \geq c' > 0$ for another constant $c' > 0$ and all $t \in [0, M_1]$ and $F \in \mathcal{F}$, provided

$$\int_{e \geq \frac{1}{2}M_1} e^{-1} dF_E(e) > 0,$$

which follows from our condition (F1) on F_E .

However, since $\varepsilon < \frac{1}{2}M_1$, the condition

$$(1.8) \quad \inf_{F \in \mathcal{F}} \min\{F(\frac{1}{2}M_1), 1 - F(\frac{1}{2}M_1)\} \geq c > 0$$

is implied by condition (1.3). This means that we can prove that solutions of the integral equation are uniformly bounded for $F \in \mathcal{F}$. We get the following result.

LEMMA 2. Let F_E be a distribution function on $[0, M_2]$, satisfying condition (F1) and let the class of distribution function \mathcal{F} be defined by (F2). Let $\psi : [0, M_1] \rightarrow \mathbb{R}$ be a bounded right-continuous function with left-limits (cadlag) on $[0, M_1]$. Then the solutions ϕ_F of equation (1.2) are uniformly bounded in $F \in \mathcal{F}$.

PROOF. The equation can be written

$$(1.9) \quad \begin{aligned} & \phi(t) \\ &= d_F(t)^{-1}\psi(t) + d_F(t)^{-1}F(t)\{1 - F(t)\} \\ & \cdot \int e^{-1} \left[\frac{\phi(t+e) - \phi(t)}{F(t+e) - F(t)} 1_{\{e < M_1 - t\}} - \frac{\phi(t) - \phi(t-e)}{F(t) - F(t-e)} 1_{\{e < t\}} \right] dF_E(e). \end{aligned}$$

where d_F is defined by (1.6). Since $d_F(t)^{-1}\psi(t)$ is clearly uniformly bounded, using (1.7), (1.8) and the boundedness of ψ , we only have to consider the second term on the right-hand side of (1.9). But for this term we use the same type of argument again that we used in the proof of Lemma 1. If the solution ϕ_F attains its supremum at $s \in [0, M_1]$, this term is nonpositive at s . Otherwise we take the limit from the left. So the upper bound is bounded by

$$d_F(s)^{-1}\psi(s) + d_F(s)^{-1}F(s)\{1 - F(s)\}$$

or its limit from the left at s if the supremum is not attained.

The same type of argument applies to the lower bound. \square

Analogously to the interval censoring model, we have to consider the function ξ_F , defined by

$$\xi_F(x) = \frac{\phi_F(x)}{F(x)\{1 - F(x)\}}, \quad x \in (0, M_1),$$

where ϕ_F solves (1.2) and where we define $0/0 = 0$. The function ξ_F satisfies a similar integral equation as the function ϕ_F . This is seen in the following way.

We have:

$$\begin{aligned} \phi_F(y) - \phi_F(x) &= \{\xi_F(y) - \xi_F(x)\} F(y)\{1 - F(y)\} \\ & \quad + \xi_F(x) [F(y)\{1 - F(y)\} - F(x)\{1 - F(x)\}]. \end{aligned}$$

Moreover, if $F(y) > F(x)$,

$$\frac{F(y)\{1 - F(y)\} - F(x)\{1 - F(x)\}}{F(y) - F(x)} = 1 - F(x) - F(y).$$

So we find, wrting $\phi = \phi_F$ and $\xi = \xi_F$:

$$\begin{aligned} & \int_{e < M_1 - t} e^{-1} \frac{\phi(t+e) - \phi(t)}{F(t+e) - F(t)} dF_E(e) \\ &= \int_{e < M_1 - t} e^{-1} \frac{\xi(t+e) - \xi(t)}{F(t+e) - F(t)} F(t+e)\{1 - F(t+e)\} dF_E(e) \\ & \quad + \xi(t) \int_{e < M_1 - t} e^{-1} \{1 - F(t+e) - F(t)\} dF_E(e) \end{aligned}$$

In a similar way we find:

$$\begin{aligned} & \int_{e < t} e^{-1} \frac{\phi(t) - \phi(t-e)}{F(t) - F(t-e)} dF_E(e) \\ &= \int_{e < t} e^{-1} \frac{\xi(t) - \xi(t-e)}{F(t) - F(t-e)} F(t-e) \{1 - F(t-e)\} dF_E(e) \\ & \quad + \xi(t) \int_{e < t} e^{-1} \{1 - F(t) - F(t-e)\} dF_E(e). \end{aligned}$$

So we find that ξ_F solves the equation

$$\begin{aligned} c(t)\xi(t) &= \{d_F(t)F(t)\{1 - F(t)\}^{-1} \psi(t) \\ & \quad + \int_{e < M_1 - t} e^{-1} \frac{\xi(t+e) - \xi(t)}{F(t+e) - F(t)} F(t+e) \{1 - F(t+e)\} dF_E(e) \\ & \quad - \int_{e < t} e^{-1} \frac{\xi(t) - \xi(t-e)}{F(t) - F(t-e)} F(t-e) \{1 - F(t-e)\} dF_E(e) \end{aligned}$$

in ξ , where $c(t)$ is defined by:

$$\begin{aligned} c(t) &= 1 + \int_{e < t} e^{-1} \{1 - F(t) - F(t-e)\} dF_E(e) \\ & \quad - \int_{e < M_1 - t} e^{-1} \{1 - F(t+e) - F(t)\} dF_E(e) \\ &= 1 + \int_{e < t \wedge (M_1 - t)} e^{-1} \{F(t+e) - F(t-e)\} dF_E(e) \\ & \quad + \int_{t \leq e < M_1 - t} e^{-1} \{1 - F(t)\} dF_E(e) + \int_{M_1 - t \leq e < t} e^{-1} F(t) dF_E(e). \end{aligned}$$

So the equations have the same properties as the integral equations in the interval censoring, case 2, model and we get in particular the following lemma (Lemma 10.5 on p. 297 of [5]).

LEMMA 3. *Let \mathcal{F} be the class of distribution functions on $[0, M_1]$ that are either absolutely continuous, with a continuous density staying away from zero on $[0, M_1]$, or a piecewise constant distribution function with a finite number of jumps, satisfying assumption (F2). Let ψ be continuous, with a bounded derivative except at an at most countable number of points, where right and left limits exist. Then:*

- (i) *The derivative of ϕ_F at the points of continuity is bounded, uniformly over $F \in \mathcal{F}$ and the points of continuity, implying*

$$|\phi_F(y) - \phi_F(x)| \leq K_1 |y - x|$$

if y and x are in the same interval between jumps. K_1 is independent of F and x . The same holds when ϕ_F is replaced by ξ_F .

- (ii) *At the discontinuity points x of F ,*

$$|\phi_F(x) - \phi_F(x-)| \leq K_2 |F(x) - F(x-)| + K_3 |k(x) - k(x-)|,$$

and

$$|\xi_F(x) - \xi_F(x-)| \leq K_2 |F(x) - F(x-)| + K_3 |k(x) - k(x-)|,$$

with $K_2 > 0$ and $K_3 > 0$ independent of x and F .

The proof follows the steps of the proof of Lemma 10.5 on p. 297 of [5] and is therefore omitted. Note however, that we have to extend this lemma, because we want to treat discontinuous functions ψ such as $1_{[0,a]}$ on the right-hand side of the integral equation.

We will need the following extension, analogous to Corollary 4.2 in [3].

COROLLARY 1. *Let \mathcal{F} be the class of distribution functions on $[0, M_1]$ that are either absolutely continuous, with a continuous density staying away from zero on $[0, M_1]$, or a piecewise constant distribution function with a finite number of jumps, satisfying assumption (F2). Let ψ be a bounded right-continuous function with at most a finite set of discontinuities D , with a bounded derivative except at an at most countable number of points, where right and left limits exist. Then:*

- (i) *The derivative of ϕ_F at the points of continuity is bounded, uniformly over $F \in \mathcal{F}$ and the points of continuity, implying*

$$|\phi_F(y) - \phi_F(x)| \leq K_1 |y - x|$$

if y and x are in the same interval between jumps. K_1 is independent of F and x . The same holds when ϕ_F is replaced by ξ_F .

- (ii) *At the discontinuity points x of F or ψ :*

$$|\phi_F(x) - \phi_F(x-)| \leq K_2 |F(x) - F(x-) + K_3 |\psi(x) - \psi(x-)|$$

and similarly

$$|\xi_F(x) - \xi_F(x-)| \leq K_2 |F(x) - F(x-) + K_3 |\psi(x) - \psi(x-)|$$

where K_2 and K_3 are positive constants independent of x and F .

The proof follows from the preceding results in the same way as the proofs of Lemma 4.3 and Corollary 4.2 in [3] follows from the corresponding results on the integral equation there.

2. Section B. Proof of Theorem 4. A fundamental tool in our proof is the so-called “switch relation”, see, e.g., Section 3.8 in [5]. We define, for $a \in (0, 1)$

$$U_n(a) = \operatorname{argmin}\{t \in [0, \infty) : V_n(t) - aG_n(t)\},$$

where V_n is defined by (3.7) in the main manuscript and $G_n = G_{n, \hat{F}_n}$ is defined by (3.6) for $F = \hat{F}_n$. Then we have the so-called *switch relation*:

$$\hat{F}_n(t) \geq a \iff G_n(t) \geq G_n(U_n(a)) \iff t \geq U_n(a).$$

see, e.g., (3.35) and Figure 3.7 in Section 3.8 of [5].

We have:

$$\mathbb{P}\left\{n^{1/3}\left\{\hat{F}_n(t_0) - F_0(t_0)\right\} \geq x\right\} = \mathbb{P}\left\{n^{1/3}\left\{U_n(a_0 + n^{-1/3}x) - t_0\right\} \leq 0\right\},$$

where $a_0 = F_0(t_0)$. Using the property that the argmin function does not change if we add constants to the object function, we get:

$$\begin{aligned} U_n(a_0 + n^{-1/3}x) &= \operatorname{argmin}\left\{t \in [0, \infty) : V_n(t) - (a_0 + n^{-1/3}x)G_n(t)\right\} \\ &= \operatorname{argmin}\left\{t \in [0, \infty) : V_n(t) - V_n(t_0) - (a_0 + n^{-1/3}x)\{G_n(t) - G_n(t_0)\}\right\} \\ &= \operatorname{argmin}\left\{t_0 + n^{-1/3}t \geq 0 : \int_{u \in (t_0, t_0 + n^{-1/3}t]} \hat{F}_n(u) dG_n(u) \right. \\ &\quad \left. + W_{n, \hat{F}_n}(t_0 + n^{-1/3}t) - W_{n, \hat{F}_n}(t_0) - n^{-1/3}x\{G_n(t_0 + n^{-1/3}t) - G_n(t_0)\}\right\}, \end{aligned}$$

where

$$\int_{u \in (t, v]} \hat{F}_n(u) dG_n(u) = - \int_{u \in [v, t)} \hat{F}_n(u) dG_n(u), \quad \text{if } v < t.$$

Let $m = \max_j (S_j - E_j)_+$. Then:

$$\begin{aligned} & W_{n, \hat{F}_n}(t_0 + n^{-1/3}t) - W_{n, \hat{F}_n}(t_0) \\ &= X_n(t) + \int_{t_0 < s \leq t_0 + n^{-1/3}t} \frac{\delta_1}{\hat{F}_n(s)} dQ_0(e, s, \delta_1, \delta_2) \\ & \quad - \int_{t_0 < s-e \leq t_0 + n^{-1/3}t} \frac{\delta_2}{\hat{F}_n(s) - \hat{F}_n(s-e)} dQ_0(e, s, \delta_1, \delta_2) \\ & \quad + \int_{t_0 < s \leq t_0 + n^{-1/3}t} \frac{\delta_2}{\hat{F}_n(s) - \hat{F}_n(s-e)} dQ_0(e, s, \delta_1, \delta_2) \\ & \quad - \int_{t_0 < s-e \leq t_0 + n^{-1/3}t} \frac{\delta_3}{1 - \hat{F}_n(s-e)} dQ_0(e, s, \delta_1, \delta_2) \\ &= X_n(t) + \int_{t_0 < s \leq (t_0 + n^{-1/3}t) \wedge m, s \leq e} e^{-1} \frac{F_0(s)}{\hat{F}_n(s)} ds dF_E(e) \\ & \quad - \int_{t_0 < s-e \leq t_0 + n^{-1/3}t, e < s \leq m} e^{-1} \frac{F_0(s) - F_0(s-e)}{\hat{F}_n(s) - \hat{F}_n(s-e)} ds dF_E(e) \\ & \quad + \int_{t_0 < s \leq t_0 + n^{-1/3}t, e < s \leq m} e^{-1} \frac{F_0(s) - F_0(s-e)}{\hat{F}_n(s) - \hat{F}_n(s-e)} ds dF_E(e) \\ & \quad - \int_{t_0 < s-e \leq t_0 + n^{-1/3}t, s > m} e^{-1} \frac{1 - F_0(s-e)}{1 - \hat{F}_n(s-e)} ds dF_E(e), \end{aligned}$$

where X_n is given in Lemma 4 below. By a change of variables, we can write the last expression in the form:

$$\begin{aligned} & X_n(t) + \int_{t_0 < s \leq (t_0 + n^{-1/3}t) \wedge m} e^{-1} \frac{F_0(s)}{\hat{F}_n(s)} ds dF_E(e) \\ & \quad - \int_{t_0 < s \leq t_0 + n^{-1/3}t, s+e \leq m} e^{-1} \frac{F_0(s+e) - F_0(s)}{\hat{F}_n(s+e) - \hat{F}_n(s)} ds dF_E(e) \\ & \quad + \int_{t_0 < s \leq t_0 + n^{-1/3}t, e < s \leq m} e^{-1} \frac{F_0(s) - F_0(s-e)}{\hat{F}_n(s) - \hat{F}_n(s-e)} ds dF_E(e) \\ & \quad - \int_{t_0 < s \leq t_0 + n^{-1/3}t, s+e > m} e^{-1} \frac{1 - F_0(s)}{1 - \hat{F}_n(s)} ds dF_E(e), \end{aligned}$$

For future reference, we define

$$\begin{aligned} Y_n(t) &= \int_{t_0 < s \leq (t_0 + n^{-1/3}t) \wedge m} e^{-1} \frac{F_0(s)}{\hat{F}_n(s)} ds dF_E(e) \\ & \quad - \int_{t_0 < s \leq t_0 + n^{-1/3}t, s+e \leq m} e^{-1} \frac{F_0(s+e) - F_0(s)}{\hat{F}_n(s+e) - \hat{F}_n(s)} ds dF_E(e) \\ & \quad + \int_{t_0 < s \leq t_0 + n^{-1/3}t, e < s \leq m} e^{-1} \frac{F_0(s) - F_0(s-e)}{\hat{F}_n(s) - \hat{F}_n(s-e)} ds dF_E(e) \end{aligned}$$

$$(2.1) \quad - \int_{t_0 < s \leq t_0 + n^{-1/3}t, s+e > m} e^{-1} \frac{1 - F_0(s)}{1 - \hat{F}_n(s)} ds dF_E(e),$$

We have the following lemma.

LEMMA 4. *Let, under the conditions of Theorem 4, the process X_n be defined by:*

$$\begin{aligned} X_n(t) = & \int_{t_0 < s \leq t_0 + n^{-1/3}t} \frac{\delta_1}{\hat{F}_n(s)} d(\mathbb{Q}_n - \mathbb{Q}_0)(e, s, \delta_1, \delta_2) \\ & - \int_{t_0 < s-e \leq t_0 + n^{-1/3}t} \frac{\delta_2}{\hat{F}_n(s) - \hat{F}_n(s-e)} d(\mathbb{Q}_n - \mathbb{Q}_0)(e, s, \delta_1, \delta_2) \\ & + \int_{t_0 < s \leq t_0 + n^{-1/3}t} \frac{\delta_2}{\hat{F}_n(s) - \hat{F}_n(s-e)} d(\mathbb{Q}_n - \mathbb{Q}_0)(e, s, \delta_1, \delta_2) \\ & - \int_{t_0 < s-e \leq t_0 + n^{-1/3}t} \frac{\delta_3}{1 - \hat{F}_n(s-e)} d(\mathbb{Q}_n - \mathbb{Q}_0)(e, s, \delta_1, \delta_2). \end{aligned}$$

Let t_0 be an interior point of the support of f_0 . Then $n^{2/3}X_n$ converges in distribution, in the Skorohod topology, to the process

$$t \mapsto \sqrt{c_E}W(t), \quad t \in \mathbb{R},$$

where c_E and W are the same as in Theorem 4.

REMARK 1. Note that by the assumptions on F_E and F_0 we may assume that $\hat{F}_n(s) - \hat{F}_n(s-e)$ stays away from zero for n sufficiently large in the denominators of the definition of the process X_n .

PROOF OF LEMMA 4. This follows from the convergence to the same limit process of

$$(2.2) \quad X_n(t) = \int_{t_0 < s \leq t_0 + n^{-1/3}t} \frac{\delta_1}{F_0(s)} d(\mathbb{Q}_n - \mathbb{Q}_0)(e, s, \delta_1, \delta_2)$$

$$(2.3) \quad - \int_{t_0 < s-e \leq t_0 + n^{-1/3}t} \frac{\delta_2}{F_0(s) - F_0(s-e)} d(\mathbb{Q}_n - \mathbb{Q}_0)(e, s, \delta_1, \delta_2)$$

$$(2.4) \quad + \int_{t_0 < s \leq t_0 + n^{-1/3}t} \frac{\delta_2}{F_0(0) - F_0(s-e)} d(\mathbb{Q}_n - \mathbb{Q}_0)(e, s, \delta_1, \delta_2)$$

$$(2.5) \quad - \int_{t_0 < s-e \leq t_0 + n^{-1/3}t} \frac{\delta_3}{1 - F_0(s-e)} d(\mathbb{Q}_n - \mathbb{Q}_0)(e, s, \delta_1, \delta_2),$$

and the consistency of \hat{F}_m together with the entropy with bracketing for the L_2 -norm of the functions

$$(e, s) \mapsto \frac{1}{F(s) - F(s-e)}, \quad s \in [t_0 - n^{-1/3}M, t_0 + n^{-1/3}M], \quad e \geq \varepsilon,$$

for $M > 0$ and distribution functions F such that $\{F(s) - F(s-e)\}1_{\{e \geq \varepsilon\}}$ stays away from zero for s in the relevant interval (see, e.g., p. 59 of [5]).

Note that we get for the variance of (2.2):

$$\begin{aligned} & \text{var}(X_n(t)) \\ & \sim n^{-1} \int_{t_0 < s \leq t_0 + n^{-1/3}t} \frac{1}{F_0(s)^2} dQ_0(e, s, \delta_1, \delta_2) \end{aligned}$$

$$\begin{aligned}
& + n^{-1} \int_{t_0 - e < s \leq t_0 - e + n^{-1/3}t} \frac{1}{\{F_0(s) - F_0(s - e)\}^2} dQ_0(e, s, \delta_1, \delta_2) \\
& + n^{-1} \int_{t_0 < s \leq t_0 + n^{-1/3}t} \frac{1}{\{F_0(s) - F_0(s - e)\}^2} dQ_0(e, s, \delta_1, \delta_2) \\
& + n^{-1} \int_{t_0 - e < s \leq t_0 - e + n^{-1/3}t} \frac{1}{\{1 - F_0(s - e)\}^2} dQ_0(e, s, \delta_1, \delta_2) \\
& = n^{-1} \int_{t_0 < s \leq t_0 + n^{-1/3}t, s \leq M_1 \wedge e} e^{-1} \frac{1}{F_0(s)} ds dF_E(e) \\
& \quad + n^{-1} \int_{t_0 < s \leq t_0 + n^{-1/3}t, s + e \leq M_1} e^{-1} \frac{1}{F_0(s + e) - F_0(s)} ds dF_E(e) \\
& \quad + n^{-1} \int_{t_0 < s \leq t_0 + n^{-1/3}t, e < s \leq M_1} e^{-1} \frac{1}{F_0(s) - F_0(s - e)} ds dF_E(e) \\
& \quad + n^{-1} \int_{t_0 < s \leq t_0 + n^{-1/3}t, s + e > M_1} e^{-1} \frac{1}{1 - F_0(s)} ds dF_E(e) \\
& \sim n^{-4/3}t \int e^{-1} \frac{1}{F_0(t_0) - F_0(t_0 - e)} dF_E(e) + n^{-4/3}t \int e^{-1} \frac{1}{F_0(t_0 + e) - F_0(t_0)} dF_E(e).
\end{aligned}$$

□

We will also need the following rate result for the L_2 -distance.

LEMMA 5. *Let the conditions of Theorem 4 be satisfied.. Then*

$$(2.6) \quad \|\hat{F}_n - F_0\| = O_p\left(n^{-1/3}\right).$$

PROOF. We define the (convolution) density q_F by (2.1) in the main manuscript. We follow the exposition in [7], Example 7.4.4. The condition that the exposure time E stays away from zero is comparable to the condition (7.41) on p. 116 of [7] that the intervals $[U, V]$ have a length which stays away from zero. In this case we find that the squared Hellinger distance satisfies:

$$\begin{aligned}
h\left(q_{\hat{F}_n}, q_{F_0}\right)^2 &= \frac{1}{2} \int \left\{ \sqrt{q_{\hat{F}_n}} - \sqrt{q_{F_0}} \right\}^2 ds dF_E(e) \\
&= \frac{1}{2} \int_{e \in [\varepsilon, M_2]} e^{-1} \int_{s \in [0, M_1 + M_2]} \left\{ \sqrt{\hat{F}_n(s) - \hat{F}_n(s - e)} - \sqrt{F_0(s) - F_0(s - e)} \right\}^2 ds dF_E(e) \\
&= O_p\left(n^{-2/3}\right),
\end{aligned}$$

see (7.42) in [7].

We can write the next to last term above in the form (using Fubini's theorem and a change of variables):

$$\begin{aligned}
& \frac{1}{2} \int_{s \leq M_1 + M_2} \left\{ \sqrt{\hat{F}_n(s)} - \sqrt{F_0(s)} \right\}^2 \int_{e \geq s} e^{-1} dF_E(e) ds \\
& + \frac{1}{2} \int_{s \leq M_1 + M_2} \left\{ \sqrt{1 - \hat{F}_n(s)} - \sqrt{1 - F_0(s)} \right\}^2 \int_{e \geq M_1 - s} e^{-1} dF_E(e) ds
\end{aligned}$$

$$\begin{aligned}
 & + \frac{1}{2} \int_{s \leq M_1 + M_2} \left\{ \sqrt{\hat{F}_n(s+e) - \hat{F}_n(s)} - \sqrt{F_0(s+e) - F_0(s)} \right\}^2 \int_{e < M_1 - s} e^{-1} dF_E(e) ds \\
 & + \frac{1}{2} \int_{s \leq M_1 + M_2} \left\{ \sqrt{\hat{F}_n(s) - \hat{F}_n(s-e)} - \sqrt{F_0(s) - F_0(s-e)} \right\}^2 \int_{e < t} e^{-1} dF_E(e) ds.
 \end{aligned}$$

So we get in particular

$$\begin{aligned}
 & \frac{1}{2} \int_{s \leq M_1 + M_2} \left\{ \sqrt{\hat{F}_n(s)} - \sqrt{F_0(s)} \right\}^2 \int_{e \geq s} e^{-1} dF_E(e) ds \\
 & \quad + \frac{1}{2} \int_{s \leq M_1 + M_2} \left\{ \sqrt{1 - \hat{F}_n(s)} - \sqrt{1 - F_0(s)} \right\}^2 \int_{e \geq M_1 - s} e^{-1} dF_E(e) ds \\
 & = O_p(n^{-2/3}),
 \end{aligned}$$

implying

$$\begin{aligned}
 & \frac{1}{2} \int_{s \leq M_1 + M_2} \left\{ \sqrt{\hat{F}_n(s)} - \sqrt{F_0(s)} \right\}^2 ds + \frac{1}{2} \int_{s \leq M_1 + M_2} \left\{ \sqrt{1 - \hat{F}_n(s)} - \sqrt{1 - F_0(s)} \right\}^2 ds \\
 & = O_p(n^{-2/3}),
 \end{aligned}$$

by our assumptions on F_E . The relation

$$(a - b)^2 = \left\{ \sqrt{a} - \sqrt{b} \right\}^2 \left\{ \sqrt{a} + \sqrt{b} \right\}^2 \leq 2 \left\{ \sqrt{a} - \sqrt{b} \right\}^2, \quad a, b \in [0, 1],$$

now gives the result. \square

The following lemma, corresponding to Lemma 4.4 on p. 146 of [3] is crucial in our proof.

LEMMA 6. *Let the conditions of Theorem 4 be satisfied and let \hat{F}_n be the MLE. Then:*

$$\sup_{t \in [0, M_1]} \sqrt{n} \int_0^t \{ \hat{F}_n(x) - F_0(x) \} dx = O_p(1).$$

PROOF. Let ϕ_{t, \hat{F}_n} be the solution of the integral equation

$$\int e^{-1} \left[\frac{\phi(x+e) - \phi(x)}{\hat{F}_n(x+e) - \hat{F}_n(x)} - \frac{\phi(x) - \phi(x-e)}{\hat{F}_n(x) - \hat{F}_n(x-e)} \right] dF_E(e) = 1_{[0,t]}(x), \quad x \in [0, M_1],$$

see (1.2) above, and let θ_{t, \hat{F}_n} be defined by

$$\theta_{t, \hat{F}_n}(e, s, \delta_1, \delta_2) = \delta_1 \frac{\phi_{t, \hat{F}_n}(s)}{\hat{F}_n(s)} - \delta_3 \frac{\phi_{t, \hat{F}_n}(s-e)}{1 - \hat{F}_n(s-e)} + \delta_2 \frac{\phi(s) - \phi(s-e)}{\hat{F}_n(s) - \hat{F}_n(s-e)},$$

where $\delta_1 = 1_{\{s \leq e\}}$, $\delta_2 = 1_{\{e < s \leq M_1\}}$ and $\delta_3 = 1 - \delta_1 - \delta_2$. A picture of such a ϕ_{t, \hat{F}_n} is given in Figure 3.

Note the similarity of Figure 3 to Figure 2 above, where F_0 instead of \hat{F}_n is used. We have, if $\phi = \phi_{t, \hat{F}_n}$,

$$\int_0^t \{ \hat{F}_n(x) - F_0(x) \} dx = \int_{x=0}^{M_1} 1_{[0,t]}(x) \{ \hat{F}_n(x) - F_0(x) \} dx$$

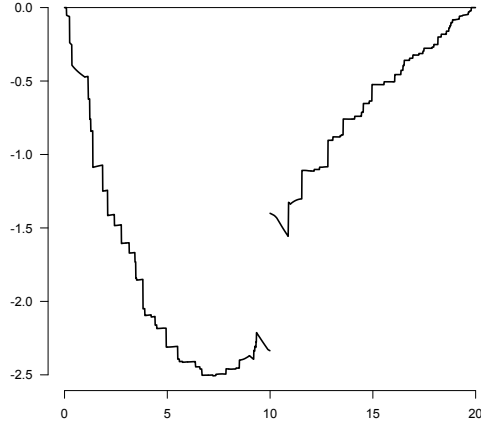


Fig 3: The solution ϕ_{t, \hat{F}_n} for $t = 10$ and $n = 10^4$, if F_0 is uniform on $[0, 20]$, and F_E is uniform on $[1, 30]$.

$$\begin{aligned}
&= \int_{x=0}^{M_1} \{\hat{F}_n(x) - F_0(x)\} \int_{e=0}^{M_2} e^{-1} \left[\frac{\phi(x+e) - \phi(x)}{\hat{F}_n(x+e) - \hat{F}_n(x)} \right. \\
&\quad \left. - \frac{\phi(x) - \phi(x-e)}{\hat{F}_n(x) - \hat{F}_n(x-e)} \right] dF_E(e) dx \\
&= - \int_{e=0}^{M_2} e^{-1} \int_{x=e}^{M_1} \frac{\{F_0(x) - F_0(x-e)\} \{\phi(x) - \phi(x-e)\}}{\hat{F}_n(x) - \hat{F}_n(x-e)} dx dF_E(e) \\
&\quad - \int_{e=0}^{M_2} e^{-1} \int_{x=0}^e \frac{F_0(x)\phi(x)}{\hat{F}_n(x)} dx dF_E(e) \\
&\quad + \int_{e=0}^{M_2} e^{-1} \int_{x=M_1}^{M_1+e} \frac{\{1 - F_0(x-e)\} \phi(x-e)}{1 - \hat{F}_n(x-e)} dx dF_E(e) \\
&= - \int \theta_{t, \hat{F}_n}(e, s, \delta_1, \delta_2) dQ_0(e, s, \delta_1, \delta_2).
\end{aligned}$$

Note that

$$\begin{aligned}
&\int_{e=0}^{M_2} \hat{F}_n(x) \int_{x=0}^{M_1} e^{-1} \left[\frac{\phi(x+e) - \phi(x)}{\hat{F}_n(x+e) - \hat{F}_n(x)} - \frac{\phi(x) - \phi(x-e)}{\hat{F}_n(x) - \hat{F}_n(x-e)} \right] dF_E(e) dx \\
&= \int_{e=0}^{M_2} e^{-1} \int_{x=e}^{M_1} \{\phi(x) - \phi(x-e)\} dx dF_E(e) + \int_{e=0}^{M_2} e^{-1} \int_{x=0}^e \phi(x) dx dF_E(e) \\
&\quad - \int_{e=0}^{M_2} e^{-1} \int_{x=M_1}^{M_1+e} \phi(x-e) dx dF_E(e) \\
&= 0.
\end{aligned}$$

Also note that for the argument $x+e > M_1$ we use

$$\hat{F}_n - F_0 = 1 - F_0 - \{1 - \hat{F}_n\}.$$

The argument now follows the reasoning of the proof of Lemma 4.4 in [3], where we use the properties of the solution of the integral equations, discussed in Section 1 above and Lemma 5. For example, we change the function ϕ_{t, \hat{F}_n} to a piecewise constant version $\bar{\phi}_{t, \hat{F}_n}$, piecewise constant on the same intervals as \hat{F}_n , except possibly the interval containing t , for example using (4.37) on p. 146 of [3], and define

$$\bar{\theta}_{t, \hat{F}_n}(e, s, \delta_1, \delta_2) = \delta_1 \frac{\bar{\phi}_{t, \hat{F}_n}(s)}{\hat{F}_n(s)} - \delta_3 \frac{\bar{\phi}_{t, \hat{F}_n}(s-e)}{1 - \hat{F}_n(s-e)} + \delta_2 \frac{\bar{\phi}(s) - \bar{\phi}(s-e)}{\hat{F}_n(s) - \hat{F}_n(s-e)}.$$

Then, using Lemma 5 above, we find:

$$\sup_{t \in [0, M_1]} \left| \int \{ \bar{\theta}_{t, \hat{F}_n} - \theta_{t, \hat{F}_n} \} dQ_0 \right| = O_p(n^{-2/3}).$$

Next we get:

$$\sup_{t \in [0, M_1]} \left| \int \bar{\theta}_{t, \hat{F}_n} dQ_0 \right| = \sup_{t \in [0, M_1]} \left| \int \bar{\theta}_{t, \hat{F}_n} d(Q_0 - \mathbb{Q}_n) \right| + O_p(n^{-2/3}) = O_p(n^{-1/2})$$

which gives the desired result. \square

COROLLARY 2. *Let the conditions of Theorem 4 be satisfied and let \hat{F}_n be the MLE. Moreover, let \mathcal{G} be a set of right-continuous function with left limits $g : [0, M_1] \rightarrow \mathbb{R}$ which are of uniformly bounded variation. Then:*

$$\sup_{g \in \mathcal{G}} \sqrt{n} \left| \int_0^M g(x) \{ \hat{F}_n(x) - F_0(x) \} dx \right| = O_p(1).$$

The proof of this corollary follows in the same way as the proof of Corollary 4.3 in [3].

The following rough upper bound will also be useful.

LEMMA 7. *Let the conditions of Theorem 4 be satisfied. Then*

$$\sup_{x \in [0, M_1]} \left| \hat{F}_n(x) - F_0(x) \right| = O_p(n^{-1/4}).$$

PROOF. The proof is analogous to the proof of Corollary 4.4 in [3]. \square

LEMMA 8. *Let the conditions of Theorem 4 be satisfied, and let the proces Y_n be defined by (2.1). Then, for arbitrary $M > 0$ and $t \in [-M, M]$:*

$$(2.7) \quad \int_{s \in (t_0, t_0 + n^{-1/3}t]} \{ \hat{F}_n(s) - F_0(t_0) \} dG_n(s) + Y_n(t) = \frac{1}{2} f_0(t_0) c_E n^{-2/3} t^2 + B_n(t) + o_p(n^{-2/3}),$$

where

$$(2.8) \quad B_n(t) = \int e^{-1} \int_{s \in [t_0, t_0 + n^{-1/3}t]} \left\{ \frac{\hat{F}_n(s-e) - F_0(s-e)}{\hat{F}_n(s) - \hat{F}_n(s-e)} + \frac{\hat{F}_n(s+e) - F_0(s+e)}{\hat{F}_n(s+e) - \hat{F}_n(s)} \right\} ds dF_E(e).$$

PROOF. Let Y_n be defined by (2.1). We can write:

(2.9)

$$Y_n(t) = \int_{t_0 < s \leq t_0 + n^{-1/3}t} e^{-1} \left\{ \frac{F_0(s) - F_0(s-e)}{\hat{F}_n(s) - \hat{F}_n(s-e)} - \frac{F_0(s+e) - F_0(s)}{\hat{F}_n(s+e) - \hat{F}_n(s)} \right\} ds dF_E(e),$$

where $F_0(s-e) = 0$ and $F_0(s+e) = 1$ can occur. The last expression can be rewritten in the form $A_n(t) + B_n(t)$, where

$$\begin{aligned} & A_n(t) \\ &= - \int_{s \in [t_0, t_0 + n^{-1/3}t]} e^{-1} \{ \hat{F}_n(s) - F_0(s) \} \left\{ \frac{1}{\hat{F}_n(s) - \hat{F}_n(s-e)} + \frac{1}{\hat{F}_n(s+e) - \hat{F}_n(s)} \right\} \\ & \hspace{15em} ds dF_E(e), \end{aligned}$$

and

$$\begin{aligned} & B_n(t) \\ &= \int e^{-1} \int_{s \in [t_0, t_0 + n^{-1/3}t]} \left\{ \frac{\hat{F}_n(s-e) - F_0(s-e)}{\hat{F}_n(s) - \hat{F}_n(s-e)} + \frac{\hat{F}_n(s+e) - F_0(s+e)}{\hat{F}_n(s+e) - \hat{F}_n(s)} \right\} ds dF_E(e). \end{aligned}$$

We also have:

$$\begin{aligned} & \int_{s \in (t_0, t_0 + n^{-1/3}t]} \{ \hat{F}_n(s) - F_0(t_0) \} dG_n(s) \\ &= \int_{s \in (t_0, t_0 + n^{-1/3}t]} \hat{F}_n(s) dG_n(s) - F_0(t_0) \{ G_n(t_0 + n^{-1/3}t) - G_n(t_0) \} \\ &= \int_{s \in (t_0, t_0 + n^{-1/3}t]} \left\{ \frac{\hat{F}_n(s) - F_0(t_0)}{\{ \hat{F}_n(s) - \hat{F}_n(s-e) \}^2} + \frac{\hat{F}_n(s) - F_0(t_0)}{\{ \hat{F}_n(s+e) - \hat{F}_n(s) \}^2} \right\} d\mathbb{Q}_n \\ &= \int_{s \in (t_0, t_0 + n^{-1/3}t]} \left\{ \frac{\hat{F}_n(s) - F_0(s)}{\{ \hat{F}_n(s) - \hat{F}_n(s-e) \}^2} + \frac{\hat{F}_n(s) - F_0(s)}{\{ \hat{F}_n(s+e) - \hat{F}_n(s) \}^2} \right\} d\mathbb{Q}_n \\ & \quad + \int_{s \in (t_0, t_0 + n^{-1/3}t]} \left\{ \frac{F_0(s) - F_0(t_0)}{\{ \hat{F}_n(s) - \hat{F}_n(s-e) \}^2} + \frac{F_0(s) - F_0(t_0)}{\{ \hat{F}_n(s+e) - \hat{F}_n(s) \}^2} \right\} d\mathbb{Q}_n \\ &= \int_{s \in (t_0, t_0 + n^{-1/3}t]} \left\{ \frac{\hat{F}_n(s) - F_0(s)}{\{ \hat{F}_n(s) - \hat{F}_n(s-e) \}^2} + \frac{\hat{F}_n(s) - F_0(s)}{\{ \hat{F}_n(s+e) - \hat{F}_n(s) \}^2} \right\} d\mathbb{Q}_n \\ & \quad + \frac{1}{2} c_E f_0(t_0) t^2 + o_p(n^{-2/3}) \\ &= -A_n(t) + \frac{1}{2} c_E f_0(t_0) n^{-2/3} t^2 + o_p(n^{-2/3}), \end{aligned}$$

where c_E is given by (5.2) in Theorem 4. The last equality is seen by writing

$$\begin{aligned} & \int_{s \in (t_0, t_0 + n^{-1/3}t]} \left\{ \frac{\hat{F}_n(s) - F_0(s)}{\{ \hat{F}_n(s) - \hat{F}_n(s-e) \}^2} + \frac{\hat{F}_n(s) - F_0(s)}{\{ \hat{F}_n(s+e) - \hat{F}_n(s) \}^2} \right\} d\mathbb{Q}_n \\ &= \int_{s \in (t_0, t_0 + n^{-1/3}t]} \left\{ \frac{\hat{F}_n(s) - F_0(s)}{\{ \hat{F}_n(s) - \hat{F}_n(s-e) \}^2} + \frac{\hat{F}_n(s) - F_0(s)}{\{ \hat{F}_n(s+e) - \hat{F}_n(s) \}^2} \right\} d(\mathbb{Q}_n - \mathbb{Q}_0) \end{aligned}$$

$$\begin{aligned}
 & + \int_{s \in (t_0, t_0 + n^{-1/3}t]} \left\{ \frac{\hat{F}_n(s) - F_0(s)}{\{\hat{F}_n(s) - \hat{F}_n(s-e)\}^2} + \frac{\hat{F}_n(s) - F_0(s)}{\{\hat{F}_n(s+e) - \hat{F}_n(s)\}^2} \right\} dQ_0 \\
 & = -A_n(t) + o_p\left(n^{-2/3}\right),
 \end{aligned}$$

using the consistency of \hat{F}_n to show that the first term after the next to last equality is of order $o_p(n^{-2/3})$ and

$$\begin{aligned}
 & \int_{s \in (t_0, t_0 + n^{-1/3}t]} \left\{ \frac{\hat{F}_n(s) - F_0(s)}{\{\hat{F}_n(s) - \hat{F}_n(s-e)\}^2} + \frac{\hat{F}_n(s) - F_0(s)}{\{\hat{F}_n(s+e) - \hat{F}_n(s)\}^2} \right\} dQ_0 \\
 & = \int_{s \in (t_0, t_0 + n^{-1/3}t]} e^{-1} \left\{ \frac{\{\hat{F}_n(s) - F_0(s)\}\{F_0(s) - F_0(s-e)\}}{\{\hat{F}_n(s) - \hat{F}_n(s-e)\}^2} \right. \\
 & \quad \left. + \frac{\{\hat{F}_n(s) - F_0(s)\}\{F_0(s+e) - F_0(s)\}}{\{\hat{F}_n(s+e) - \hat{F}_n(s)\}^2} \right\} ds dF_E(e) \\
 & = \int_{s \in (t_0, t_0 + n^{-1/3}t]} e^{-1} \left\{ \frac{\hat{F}_n(s) - F_0(s)}{\hat{F}_n(s) - \hat{F}_n(s-e)} + \frac{\hat{F}_n(s) - F_0(s)}{\hat{F}_n(s+e) - \hat{F}_n(s)} \right\} ds dF_E(e) \\
 & \quad + O_p\left(n^{-5/6}\right),
 \end{aligned}$$

using Lemma 7 in the last step. So the term $A_n(t)$ drops out and the result now follows. \square

The term $B_n(t)$ in Lemma 8 is now treated by using differentiable functional theory. We really have to use smooth functional theory here and cannot use simple L_2 -bounds or other tools of that type only to show that $B_n(t)$ is of order $o_p(n^{-2/3})$. One could say that this is the heart of the difficulty of the proof. We'll use the following lemma.

LEMMA 9. *Let the conditions of Theorem 4 be satisfied, and let $B_n(t)$ be defined by (2.8) in Lemma 8. Then, for arbitrary $M > 0$ and $t \in [-M, M]$:*

$$B_n(t) = O_p\left(n^{-5/6}\right).$$

PROOF. Using Lemma 7 again, it is sufficient to show $\tilde{B}_n(t) = O_p(n^{-5/6})$, where $\tilde{B}_n(t)$ is defined by

$$\begin{aligned}
 & \tilde{B}_n(t) \\
 & = \int_{s \in [t_0, t_0 + n^{-1/3}t]} e^{-1} \left\{ \frac{\hat{F}_n(s-e) - F_0(s-e)}{F_0(s) - F_0(s-e)} + \frac{\hat{F}_n(s+e) - F_0(s+e)}{F_0(s+e) - F_0(s)} \right\} dF_E(e) ds.
 \end{aligned}$$

Let $t_0 > \varepsilon$, where $\varepsilon > 0$ is defined as in the conditions of Theorem 4. We can write

$$\begin{aligned}
 & \int e^{-1} \frac{\hat{F}_n(s-e) - F_0(s-e)}{F_0(s) - F_0(s-e)} dF_E(e) \\
 & = \int_{u < s-\varepsilon} (s-u)^{-1} \frac{f_E(s-u)}{F_0(s) - F_0(s-u)} \{\hat{F}_n(u) - F_0(u)\} du = O_p\left(n^{-1/2}\right),
 \end{aligned}$$

uniformly for $s \in [t_0, t_0 + n^{-1/3}t]$ by Corollary 2 and the continuity of the function

$$s \mapsto (s-u)^{-1} \frac{f_E(s-u)}{F_0(s) - F_0(s-u)}$$

for $s \in [t_0, t_0 + n^{-1/3}t)$, if u stays away from s .

So:

$$\int_{s \in [t_0, t_0 + n^{-1/3}t)} e^{-1} \frac{\hat{F}_n(s-e) - F_0(s-e)}{F_0(s) - F_0(s-e)} dF_E(e) ds = O_p\left(n^{-5/6}\right).$$

If $t_0 \leq \varepsilon$, the integration interval for u is either empty or of order $n^{-1/3}$, which yields, using $\sup_x |\hat{F}_n(x) - F_0(x)| = O_p(n^{-1/4})$, in which case:

$$\int_{s \in [t_0, t_0 + n^{-1/3}t)} e^{-1} \frac{\hat{F}_n(s-e) - F_0(s-e)}{F_0(s) - F_0(s-e)} dF_E(e) ds = O_p\left(n^{-11/12}\right) = O_p\left(n^{-5/6}\right).$$

Similarly,

$$\int_{s \in [t_0, t_0 + n^{-1/3}t)} e^{-1} \frac{\hat{F}_n(s+e) - F_0(s+e)}{F_0(s+e) - F_0(s)} dF_E(e) ds = O_p\left(n^{-5/6}\right).$$

□

We finally need the following ‘‘tightness’’ lemma, which follows from the negligibility of $B_n(t)$ in (2.7) of Lemma 8, which, in turn, follows from Lemma 9.

LEMMA 10. *Let the conditions of Theorem 4 be satisfied and let $a_0 \in (0, 1)$. Then, for each $\delta > 0$ and $K_1 > 0$ a $K_2 > 0$ can be found such that*

$$\mathbb{P} \left\{ \sup_{x \in [-K_1, K_1]} n^{1/3} \left\{ U_n(a_0 + n^{-1/3}x) - t_0 \right\} > K_2 \right\} < \delta,$$

and

$$\mathbb{P} \left\{ \inf_{x \in [-K_1, K_1]} n^{1/3} \left\{ U_n(a_0 + n^{-1/3}x) - t_0 \right\} < -K_2 \right\} < \varepsilon,$$

for all large n .

We now have:

$$\begin{aligned} & n^{1/3} \left\{ U_n(a_0 + n^{-1/3}x) - t_0 \right\} \\ &= \operatorname{argmin} \left\{ t \geq -n^{2/3}t_0 : n^{2/3}X_n(t) + \frac{1}{2}c_E f_0(t_0)t^2 - n^{1/3}x \left\{ G_n(t_0 + n^{-1/3}t) - G_n(t_0) \right\} + o_p(1) \right\} \\ &= \operatorname{argmin} \left\{ t \geq -n^{2/3}t_0 : n^{2/3}X_n(t) + \frac{1}{2}c_E f_0(t_0)t^2 - c_E x t + o_p(1) \right\}, \end{aligned}$$

which converges in distribution to the argmin of the process

$$t \mapsto \sqrt{c_E} W(t) + \frac{1}{2}c_E f_0(t_0)t^2 - c_E x t, \quad t \in \mathbb{R},$$

where W is two-sided Brownian motion, originating from zero. Theorem 4 now follows from Brownian scaling.

3. Section C. Proof of Theorem 5.

PROOF. This time the adjoint equation (see Section E of the supplementary material) is (for $F = \hat{F}_n$):

$$\begin{aligned} [A^*b](x) &= \int_{e>0} e^{-1} \int_{s \in (x, x+e)} \frac{\phi(s) - \phi(s-e)}{\hat{F}_n(s) - \hat{F}_n(s-e)} ds dF_E(e) \\ (3.1) \quad &= \mathbb{K}((t-x)/h_n) - \int \mathbb{K}_h((t-y)/h_n) d\hat{F}_n(y), \quad x \in (0, M_1). \end{aligned}$$

Differentiating the equation w.r.t. x we get, letting $h = h_n$:

$$(3.2) \quad \int_{e>0} e^{-1} \left\{ \frac{\phi(x+e) - \phi(x)}{\hat{F}_n(x+e) - \hat{F}_n(x)} - \frac{\phi(x) - \phi(x-e)}{\hat{F}_n(x) - \hat{F}_n(x-e)} \right\} dF_E(e) = -K_h(t-x).$$

So we get, using integration by parts, if $\phi = \phi_{t, \hat{F}_n}$ solves (3.2) for $F = \hat{F}_n$:

$$\begin{aligned} \int \mathbb{K}_h(t-x) d(\hat{F}_n - F_0)(x) &= \int (\hat{F}_n - F_0)(x) K_h(t-x) dx \\ &= \int (\hat{F}_n - F_0)(x) \int_{e>0} e^{-1} \left\{ \frac{\phi(x+e) - \phi(x)}{\hat{F}_n(x+e) - \hat{F}_n(x)} - \frac{\phi(x) - \phi(x-e)}{\hat{F}_n(x) - \hat{F}_n(x-e)} \right\} dF_E(e) dx. \end{aligned}$$

Let θ_{t, \hat{F}_n} be defined by

$$\theta_{t, \hat{F}_n}(e, s, \delta_1, \delta_2) = \delta_1 \frac{\phi_{t, \hat{F}_n}(s)}{\hat{F}_n(s)} + \delta_2 \frac{\phi_{t, \hat{F}_n}(s) - \phi_{t, \hat{F}_n}(s-e)}{\hat{F}_n(s) - \hat{F}_n(s-e)} - \delta_3 \frac{\phi_{t, \hat{F}_n}(s-e)}{1 - \hat{F}_n(s-e)},$$

where $\delta_1 = 1_{\{s \leq e\}}$, $\delta_2 = 1_{\{e < s \leq M_1\}}$ and $\delta_3 = 1 - \delta_1 - \delta_2$. Then, for $\phi = \phi_{t, \hat{F}_n}$:

$$\begin{aligned} &\int_{x=0}^{M_1} (\hat{F}_n - F_0)(x) \int_{e=0}^{M_2} e^{-1} \left[\frac{\phi(x+e) - \phi(x)}{\hat{F}_n(x+e) - \hat{F}_n(x)} - \frac{\phi(x) - \phi(x-e)}{\hat{F}_n(x) - \hat{F}_n(x-e)} \right] dF_E(e) dx \\ &= - \int_{e=0}^{M_2} e^{-1} \int_{x=e}^{M_1} \frac{\{F_0(x) - F_0(x-e)\} \{\phi(x) - \phi(x-e)\}}{\hat{F}_n(x) - \hat{F}_n(x-e)} dx dF_E(e) \\ &\quad - \int_{e=0}^{M_2} e^{-1} \int_{x=0}^e \frac{F_0(x) \phi(x)}{\hat{F}_n(x)} dx dF_E(e) \\ &\quad + \int_{e=0}^{M_2} e^{-1} \int_{x=M_1}^{M_1+e} \frac{\{1 - F_0(x-e)\} \phi(x-e)}{1 - \hat{F}_n(x-e)} dx dF_E(e) \\ &= - \int \theta_{t, \hat{F}_n}(e, s, \delta_1, \delta_2) dQ_0(e, s, \delta_1, \delta_2). \end{aligned}$$

Note that we used, noting $\hat{F}_n - F_0 = 1 - F_0 - \{1 - \hat{F}_n\}$ if $x+e > M_1$:

$$\begin{aligned} &\int_{e=0}^{M_2} \hat{F}_n(x) \int_{x=0}^{M_1} e^{-1} \left[\frac{\phi(x+e) - \phi(x)}{\hat{F}_n(x+e) - \hat{F}_n(x)} - \frac{\phi(x) - \phi(x-e)}{\hat{F}_n(x) - \hat{F}_n(x-e)} \right] dF_E(e) dx \\ &= \int_{e=0}^{M_2} e^{-1} \int_{x=e}^{M_1} \{\phi(x) - \phi(x-e)\} dx dF_E(e) + \int_{e=0}^{M_2} e^{-1} \int_{x=0}^e \phi(x) dx dF_E(e) \\ &\quad - \int_{e=0}^{M_2} e^{-1} \int_{x=M_1}^{M_1+e} \phi(x-e) dx dF_E(e) \\ &= 0. \end{aligned}$$

Hence

$$(3.3) \quad \int \mathbb{I}K_h(t-x) d(\hat{F}_n - F_0)(x) = - \int \theta_{t, \hat{F}_n}(e, s, \delta_1, \delta_2) dQ_0(e, s, \delta_1, \delta_2).$$

Replacing ϕ by a piecewise constant function $\bar{\phi}$, absolutely continuous w.r.t. \hat{F}_n , in the same way as is done on p. 290 of [5], and defining

$$\bar{\theta}_{t, \hat{F}_n}(e, s, \delta_1, \delta_2) = \delta_1 \frac{\bar{\phi}_{t, \hat{F}_n}(s)}{\hat{F}_n(s)} + \delta_2 \frac{\bar{\phi}_{t, \hat{F}_n}(s) - \bar{\phi}_{t, \hat{F}_n}(s-e)}{\hat{F}_n(s) - \hat{F}_n(s-e)} - \delta_3 \frac{\bar{\phi}_{t, \hat{F}_n}(s-e)}{1 - \hat{F}_n(s-e)},$$

we find

$$\begin{aligned} & \int \left| \theta_{t, \hat{F}_n}(e, s, \delta_1, \delta_2) - \bar{\theta}_{t, \hat{F}_n}(e, s, \delta_1, \delta_2) \right| dQ_0(e, s, \delta_1, \delta_2) \\ & \lesssim \|\hat{F}_n - F_0\|_2 \|\phi - \bar{\phi}\|_2 = O_p\left(h_n^{-1} n^{-2/3}\right) = O_p\left(n^{-7/15}\right) = o_p\left(n^{-2/5}\right), \end{aligned}$$

using Lemma 5 in the supplementary material and the arguments on p. 333 of [5] (see in particular (11.49)). Moreover,

$$\int \bar{\theta}_{t, \hat{F}_n}(e, s, \delta_1, \delta_2) dQ_n(e, s, \delta_1, \delta_2) = 0.$$

Thus we find:

$$\begin{aligned} & \int \mathbb{I}K(t-v)/h_n d(\hat{F}_n - F_0)(v) \\ & = \int \bar{\theta}_{t, \hat{F}_n}(e, s, \delta_1, \delta_2) d(Q_n - Q_0)(e, s, \delta_1, \delta_2) + o_p\left(n^{-2/5}\right). \end{aligned}$$

Finally,

$$\begin{aligned} & n^{2/5} \int \mathbb{I}K(t-v)/h_n d(\hat{F}_n - F_0)(v) \\ & = n^{2/5} \int \bar{\theta}_{t, \hat{F}_n} d(Q_n - Q_0) + o_p\left(n^{-2/5}\right) \\ & = n^{2/5} \int \theta_{n,t,F_0} d(Q_n - Q_0) + o_p(1), \end{aligned}$$

where

$$\theta_{n,t,F_0}(s) = \delta_1 \frac{\phi_{n,t,F_0}(s)}{F_0(s)} + \delta_2 \frac{\phi_{n,t,F_0}(s) - \phi_{n,t,F_0}(s-e)}{F_0(s) - F_0(s-e)} - \delta_3 \frac{\phi_{n,t,F_0}(s-e)}{1 - F_0(s-e)},$$

and ϕ_{n,t,F_0} solve the integral equation (6.5). The asymptotic variance σ^2 is therefore given by

$$\lim_{n \rightarrow \infty} n^{-1/5} \|\theta_{n,t,F_0}\|_{Q_0}^2 = \lim_{n \rightarrow \infty} n^{-1/5} \int \phi_{n,t,F_0}(u) K_{h_n}(t-u) du.$$

The expression (6.3) for μ arises from the expansion of the bias

$$\int \mathbb{I}K(t-y) dF_0(y) - F_0(t).$$

□

4. Section D. Proof of (8.1) in the main manuscript.

PROOF. We consider the “mean functional”:

$$F \mapsto \int_{x \in [0, M_1]} x dF(x)$$

The score operator (see section 5) is of the form

$$(4.1) \quad [Aa](e, s) = E[a(V)|(E, S) = (e, s)] = \frac{\int_{v \geq 0, v \in (s-e, s]} a(v) dF(v)}{F(s) - F(s-e)}.$$

The adjoint is given by

$$(4.2) \quad [A^*b](v) = E[b(E, S)|V = v] = \int_{e > 0} e^{-1} \int_{s \in (v, v+e)} b(e, s) ds dF_E(e).$$

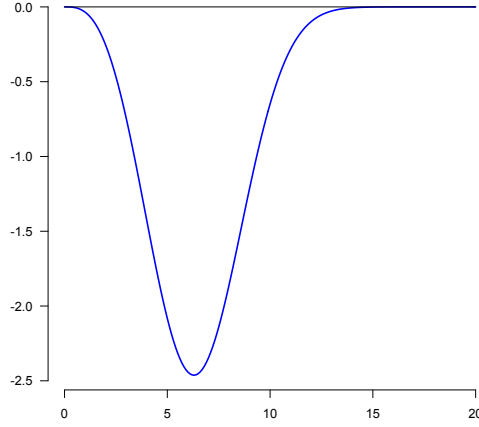


Fig 4: The function ϕ_{F_0} , solving (4.4) for $F = F_0$ (Weibull).

Defining

$$\phi_F(u) = \int_{y \leq u} a(y) dF(y),$$

we get the following equation for ϕ_F :

$$(4.3) \quad \begin{aligned} [A^*Aa](v) &= \int_{e > 0} e^{-1} \int_{s \in (v, v+e)} \frac{\phi_F(s) - \phi_F(s-e)}{F(s) - F(s-e)} ds dF_E(e) \\ &= v - \int x dF(x), \quad v \in [0, M_1]. \end{aligned}$$

By differentiating w.r.t. v , we find that ϕ_F is also the solution of the following equation in ϕ :

$$(4.4) \quad \int_{e > 0} e^{-1} \left[\frac{\phi(v+e) - \phi(v)}{F(v+e) - F(v)} - \frac{\phi(v) - \phi(v-e)}{F(v) - F(v-e)} \right] dF_E(e) = 1, \quad v \in [0, M_1].$$

The canonical gradient θ_F is again given by:

$$\theta_F(e, s) = \frac{\phi_F(s) - \phi_F(s-e)}{F(s) - F(s-e)} = \delta_1 \frac{\phi_F(s)}{F(s)} + \delta_2 \frac{\phi_F(s) - \phi_F(s-e)}{F(s) - F(s-e)} - \delta_3 \frac{\phi_F(s-e)}{F(s-e)},$$

where $\delta_1 = \{s \leq e\}$, $\delta_2 = \{e < s \leq M_1\}$ and $\delta_3 = 1 - \delta_1 - \delta_2$. The solution ϕ_F is shown in Figure 4 for $F = F_0$, where we chose F_0 to have a Weibull distribution function.

We then get, along the lines of Chapter 10 of [5], the following asymptotic normality result:

$$(4.5) \quad \sqrt{n} \left\{ \int x d\hat{F}_n(x) - \int x dF_0(x) \right\} \xrightarrow{\mathcal{D}} N(0, \sigma^2),$$

where $N(0, \sigma^2)$ is a normal distribution with mean zero and variance

$$\sigma^2 = \|\tilde{\theta}_{F_0}\|_Q^2 = - \int_0^{M_1} \phi_{F_0}(x) dx.$$

In fact, using $\phi(M_1) = \int a(x) dF(x) = 0$, we get:

$$\begin{aligned} \|\tilde{\theta}_{F_0}\|_Q^2 &= \langle Aa, \tilde{\theta}_{F_0} \rangle_Q^2 = \langle a, A^* \tilde{\theta}_{F_0} \rangle_{F_0} = \langle a, \tilde{\kappa}_{F_0} \rangle_{F_0} = \int a(x) \tilde{\kappa}_{F_0}(x) dF_0(x) \\ &= \int_{x=0}^{M_1} a(x) \int_0^x \tilde{\kappa}'_{F_0}(u) du dF_0(x) = \int_{u=0}^{M_1} \tilde{\kappa}'_{F_0}(u) \left\{ \int_{x=u}^{M_1} a(x) dF_0(x) \right\} du \\ &= \int_{u=0}^{M_1} \tilde{\kappa}'_{F_0}(u) \{ \phi_{F_0}(M_1) - \phi_{F_0}(u) \} du = - \int_{u=0}^{M_1} \phi_{F_0}(u) du. \end{aligned}$$

□

5. Section E. Score operators and adjoint equations. We need the concept of Hellinger differentiability. Let the unknown distribution P on $(\mathcal{Y}, \mathcal{B})$ be contained in some class of probability measures \mathcal{P} , which is dominated by a σ -finite measure μ . Let P have density p with respect to μ . We are interested in estimating some real-valued function $\Theta(P)$ of P .

Let, for some $\delta > 0$, the collection $\{P_t\}$ with $t \in (0, \delta)$ be a 1-dimensional parametric submodel which is smooth in the following sense:

$$\int \left[t^{-1}(\sqrt{p_t} - \sqrt{p}) - \frac{1}{2}a\sqrt{p} \right]^2 d\mu \rightarrow 0 \quad \text{as } t \downarrow 0, \text{ for some } a \in L_2(P)$$

Such a submodel is called *Hellinger differentiable*. This property can be seen as an L_2 version of the pointwise differentiability of $\log p_t(x)$ at $t = 0$ (with $p_0 = p$), with the function a playing the role of the so-called *score-function* $\left. \frac{\partial}{\partial t} \log p_t(\cdot) \right|_{t=0}$ in classical statistics. For we have,

$$\lim_{t \downarrow 0} \frac{\sqrt{p_t} - \sqrt{p_0}}{t} = \frac{1}{2\sqrt{p_0}} \left. \frac{\partial}{\partial t} p_t \right|_{t=0} = \frac{1}{2} \left(\left. \frac{\partial}{\partial t} \log p_t \right|_{t=0} \right) \sqrt{p_0} = \frac{1}{2} a \sqrt{p_0}$$

Therefore, a is also called the *score function* or *score*. The collection of scores a obtained by considering all possible one-dimensional Hellinger differentiable parametric submodels, is a linear space, the *tangent space* at P , denoted by $T(P)$.

In the models for inverse problems, to be considered here, we work with a so-called *hidden space* and an *observation space*. All Hellinger differentiable submodels that can be formed in the observation space, together with the corresponding score functions, are induced by the Hellinger differentiable paths of densities on the hidden space, according to the following theorem:

THEOREM 1. *Let $\mathcal{P} \ll \mu$ be a class of probability measures on the hidden space $(\mathcal{Y}, \mathcal{B})$. $P \in \mathcal{P}$ is induced by the random vector Y . Suppose that the path $\{P_t\}$ to P satisfies*

$$\int \left[t^{-1}(\sqrt{p_t} - \sqrt{p}) - \frac{1}{2}a\sqrt{p} \right]^2 d\mu \rightarrow 0 \text{ as } t \downarrow 0$$

for some $a \in L_2^0(P)$, where the superscript 0 means that $\int a dP = 0$.

Let $S : (\mathcal{Y}, \mathcal{B}) \rightarrow (\mathcal{Z}, \mathcal{C})$ be a measurable mapping. Suppose that the induced measures $Q_t = P_t S^{-1}$ and $Q = P S^{-1}$ on $(\mathcal{Z}, \mathcal{C})$ are absolutely continuous with respect to μS^{-1} , with densities q_t and q . Then the path $\{Q_t\}$ is also Hellinger differentiable, satisfying

$$\int \left[t^{-1}(\sqrt{q_t} - \sqrt{q}) - \frac{1}{2}\bar{a}\sqrt{q} \right]^2 d\mu S^{-1} \rightarrow 0 \text{ as } t \downarrow 0$$

with $\bar{a}(z) = E_P(a(Y)|S = z)$.

For a proof, see [1]. Note that $\bar{a} \in L_2^0(Q)$. The relation between the scores a in the hidden tangent space $T(P)$ and the induced scores \bar{a} is expressed by the mapping

$$(5.1) \quad A : a(\cdot) \mapsto E_P(a(Y)|S = \cdot).$$

This mapping is called the *score operator*. It is continuous and linear. Its range is the induced tangent space, which is contained in $L_2^0(Q)$.

Now $\Theta : \mathcal{P} \rightarrow \mathbb{R}$ is pathwise differentiable at P if for each Hellinger differentiable path $\{P_t\}$, with corresponding score a , we have

$$\lim_{t \downarrow 0} t^{-1}(\Theta(P_t) - \Theta(P)) = \Theta'_P(a),$$

where

$$\Theta'_P : T(P) \rightarrow \mathbb{R}$$

is continuous and linear.

Θ'_P can be written in an inner product form. Since the tangent space $T(P)$ is a subspace of the Hilbert-space $L_2(P)$, the continuous linear functional Θ'_P can be extended to a continuous linear functional $\bar{\Theta}'_P$ on $L_2(P)$. By the Riesz representation theorem, to $\bar{\Theta}'_P$ belongs a unique $\theta_P \in L_2(P)$, called the *gradient*, satisfying

$$\bar{\Theta}'_P(h) = \langle \theta_P, h \rangle_P \text{ for all } h \in L_2(P).$$

One gradient is playing a special role, which is obtained by extending $T(P)$ to the Hilbert space $\overline{T(P)}$. Then, the extension of Θ'_P is unique, yielding the *canonical gradient* or *efficient influence function* $\tilde{\theta}_P \in \overline{T(P)}$. This canonical gradient is also obtained by taking the orthogonal projection of any gradient θ_P , obtained after extension of Θ'_P , into $\overline{T(P)}$. Hence $\tilde{\theta}_P$ is the gradient with minimal norm among all gradients and we have (Pythagoras):

$$\|\theta_P\|_P^2 = \|\tilde{\theta}_P\|_P^2 + \|\theta_P - \tilde{\theta}_P\|_P^2.$$

In our censoring model, differentiability of a functional $\Theta(Q)$ along the induced Hellinger differentiable paths in the observation space can be proved by looking at the structure of the adjoint A^* of the score operator A according to theorem 2 below, which was first proved in [8] in a more general setting, allowing for Banach space valued functions as estimand. Then the proof is slightly more elaborate.

Recall that the adjoint of a continuous linear mapping $A : G \rightarrow H$, with G and H Hilbert-spaces, is the unique continuous linear mapping $A^* : H \rightarrow G$ satisfying

$$\langle Ag, h \rangle_H = \langle g, A^*h \rangle_G \quad \forall g \in G, h \in H.$$

The score operator from (5.1) is playing the role of A . Its adjoint can be written as a conditional expectation as well. If $Z \sim PS^{-1}$, then:

$$[A^* b](y) = E_P(b(Z)|Y = y) \quad \text{a.e.-}[P]$$

THEOREM 2. *Let $\mathcal{Q} = \mathcal{P}S^{-1}$ be a class of probability measures on the image space of the measurable transformation S . Suppose the functional $\Theta : \mathcal{Q} \rightarrow \mathbb{R}$ can be written as $\Theta(Q) = K(P)$ with K pathwise differentiable at P in the hidden space, having canonical gradient $\tilde{\kappa}$.*

Then Θ is differentiable at $Q_P \in \mathcal{Q}$ along the collection of induced paths in the observation space obtained via Theorem 1 if and only if

$$(5.2) \quad \tilde{\kappa} \in \mathcal{R}(A^*),$$

where A is the score operator. If (5.2) holds, then the canonical gradient $\tilde{\theta}$ of Θ and $\tilde{\kappa}$ of K are related by

$$\tilde{\kappa} = A^* \tilde{\theta}.$$

REFERENCES

- [1] BICKEL, P. J., KLAASSEN, C. A. J., RITOV, Y. and WELLNER, J. A. (1998). *Efficient and adaptive estimation for semiparametric models*. Springer-Verlag, New York. Reprint of the 1993 original. [MR1623559 \(99c:62076\)](#)
- [2] GESKUS, R. B. and GROENEBOOM, P. (1996). Asymptotically optimal estimation of smooth functionals for interval censoring. I. *Statist. Neerlandica* **50** 69–88. [MR1381209 \(97k:62039\)](#)
- [3] GROENEBOOM, P. (1996). Lectures on inverse problems. In *Lectures on probability theory and statistics (Saint-Flour, 1994)*. *Lecture Notes in Math.* **1648** 67–164. Springer, Berlin. [MR1600884 \(99c:62092\)](#)
- [4] GROENEBOOM, P. (2021). Estimation of the incubation time distribution for COVID-19. *Stat. Neerl.* **75** 161–179. [MR4245907](#)
- [5] GROENEBOOM, P. and JONGBLOED, G. (2014). *Nonparametric Estimation under Shape Constraints*. Cambridge Univ. Press, Cambridge.
- [6] KRESS, R. (1989). *Linear integral equations*. *Applied Mathematical Sciences* **82**. Springer-Verlag, Berlin. [MR1007594 \(90j:45001\)](#)
- [7] VAN DE GEER, S. A. (2000). *Applications of empirical process theory*. *Cambridge Series in Statistical and Probabilistic Mathematics* **6**. Cambridge University Press, Cambridge. [MR1739079 \(2001h:62002\)](#)
- [8] VAN DER VAART, A. W. (1991). On differentiable functionals. *Ann. Statist.* **19** 178–204. [MR1091845 \(92i:62100\)](#)