

RESEARCH ARTICLE

Reducing the Sign Problem with Line Integrals

Rasmus N. Larsen

Correspondence:
 rasmus.n.larsen@uis.no
 Faculty of Science and Technology,
 University of Stavanger, 4021
 Stavanger, Norway

Abstract

We present a novel strategy to strongly reduce the severity of the sign problem, using line integrals along paths of changing imaginary action. Highly oscillating regions along these paths cancel out, decreasing their contributions. As a result, sampling with standard Monte-Carlo techniques becomes possible in cases which otherwise requires methods taking advantage of complex analysis, such as Lefschetz-thimbles or Complex Langevin. We lay out how to write down an ordinary differential equation for the line integrals. As an example of its usage, we apply the results to a 1d quantum mechanical anharmonic oscillator with a x^4 potential in real time, finite temperature.

1 Reducing the sign problem with line integrals

The sign problem for integrals appears in models where the integrand is not positive definite. The problem lies in that large cancellations occur, such that even though the integrand contains large contributions of order 10^3 , the sum conspires to give a result of order 1, or smaller. This might not seem too bad, but standard approaches like Monte-Carlo sampling errors behave as $\sqrt{N_s}$ where N_s is the amount of independent samples. If one samples values of order 10^3 , one would need 1 million independent samples to achieve the precision of the order of the result (and an extra factor 1000 to get the error bars to a level of 0.04). This problem is of course not new, and people have tried several approaches, which in some way or another, tends to take advantages of analytic continuation into the complex plane. Examples of these are the Lefschetz-thimbles method [2, 4] which uses a steepest descent approach to sample around thimbles of constant imaginary action, or Complex Langevin [1, 3, 5] which derives an evolution equation for the expectation values which should be equivalent to the original distributions expectation values.

In this paper we propose a qualitatively different approach that does not require analytic continuation (though future work might include attempts to combine these). We wish to decrease the severity of the sign problem as much as possible. Our starting point is the observation that for an integral I

$$I = \int d^N x \exp(-E(x)), \quad E \in \mathbb{C} \quad (1)$$

one can look at the rate of change of the imaginary part of the action $Im(E) \equiv E_{im}(x)$ as

$$\frac{\partial E_{im}(x)}{\partial x_j} \equiv F_j(x) \quad (2)$$

where we have defined a force vector F_j for the imaginary part of the action. In an N dimensional space, there exist $N-1$ vectors that are orthogonal to that vector. This means that at each point in space, there exist only one direction where the imaginary part is changing. The direction of this will depend on the position x .

In theories with a sign problem, a way to fight the sign problem is to make every sample of I as small as possible. The reason for this is that if you have a sum of $+1$ and -1 , but highly oscillating between the 2 values, and you know the result should be 10^{-19} , then you need a huge amount of samples to get an average that small. On the other hand if you can change your sampling, such that you only sample values of size 10^{-18} , then one needs far less samples, to get a precise result. One approach that uses this is steepest decent methods, that approximate paths around thimbles [2, 4]. These paths are chosen, such that the imaginary part stays constant, while the real part is always increasing, thus making all the oscillating samples much smaller. Another important observation is that many oscillating integrals can be well approximated by local solutions around fixed points, i.e. when $\frac{\partial E(x)}{\partial x_j} = 0$ for all j .

The approach we propose here, uses a different strategy to achieve a similar result, i.e. making values as small as possible and sampling mostly around fixed points, or atleast where the imaginary part of the action is not changing significantly.

To do this we define paths given by

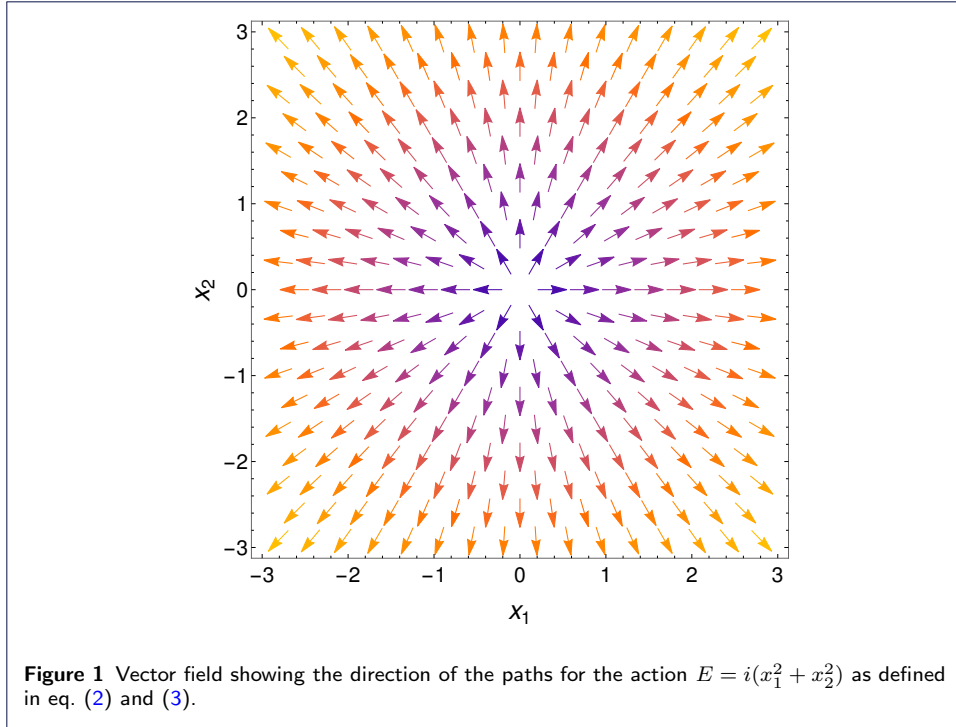
$$\frac{dx_j}{d\tau} = F_j(x) \quad (3)$$

where τ is a fictitious time.

For example if $E = i(x_1^2 + x_2^2)$, we get $F_j = 2x_j$. From figure 1 we see that all vectors point away from the fixed point (from the perspective of eq. (3), a fixed point is when $\frac{\partial E_{im}(x)}{\partial x_j} = 0$, though when the action is completely imaginary, this definition and the derivative of the full action is equivalent) at $x_1 = x_2 = 0$, and we see that the distance between 2 paths will not stay the same, since the vectors are not parallel. We need to keep these 2 observations in mind.

The full path explored from eq. (3) in both positive and negative τ is here referred to as a line. Along these lines the imaginary part of the action E will be changing rapidly. The central point of the proposed strategy, is to carry out the integration over this highly oscillating part of the integral explicitly. The integral over the entire line, obtained from a starting point x_0 following eq. (3), will be given by

$$\begin{aligned} I_O(x_0) &= \int_{-\infty}^{\infty} O(x(s)) \exp[-E(x(s))] V_{rel}(s) ds \\ &= \int_{-\infty}^{\infty} O(x(\tau)) \exp \left[-E(x(\tau)) + \sum_j \int_0^\tau \frac{\partial^2 E_{im}(x(\tau'))}{\partial^2 x_j} d\tau' \right] |F(x_0)| d\tau \end{aligned} \quad (4)$$

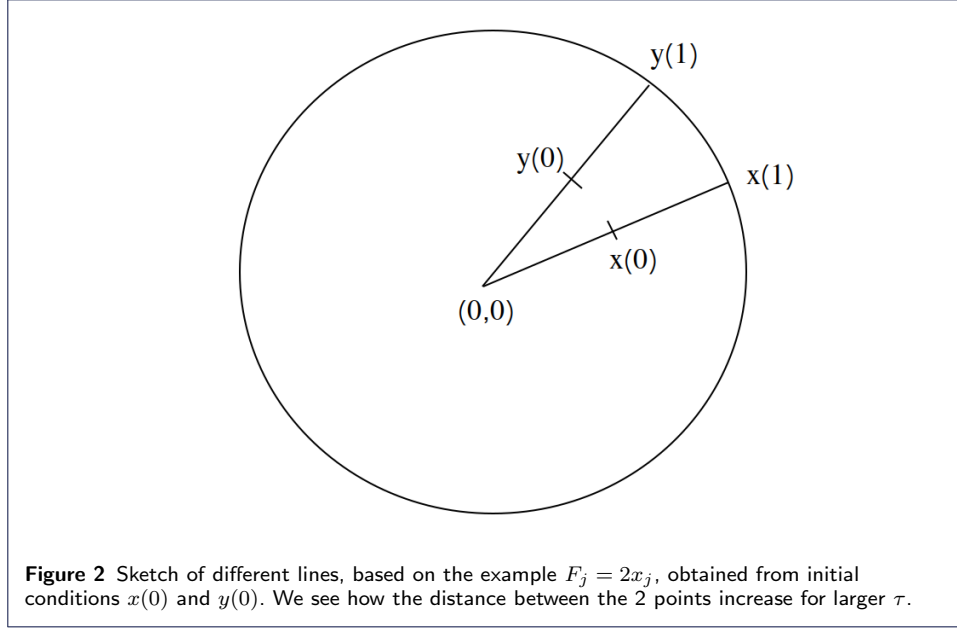


where $x(\tau)$ is obtained by following the defined path in both positive and negative τ . s is the distance traveled along the line. Using eq. (3) the distance traveled s can be calculated as

$$\frac{ds}{d\tau} = |F(x(\tau))| \quad (5)$$

We want to integrate over the entire line defined by the path from eq. (3), s therefore goes from $-\infty$ to $+\infty$. $V_{rel}(s)$ is the relative volume factor as a function of s normalized to 1 at $s = 0$, due to the paths diverging or converging with other paths. To understand this effect, let's think back to the example of $F_j = 2x_j$. As shown in figure 2, a point starting at $x(0)$ will at $\tau = 1$ have moved out to $x(1)$. Another point y starts at the same distance to the origin $(0,0)$, but with a different angle. At $y(1)$ the angle to $x(1)$ is the same as at $\tau = 0$, but the distance has increased, it is the change of this distance that we call V_{rel} and will be given as a $N - 1$ dimensional volume factor. For the example we find that $V_{rel} = \frac{|x(\tau)|}{|x(0)|}$.

The factor V_{rel} has to be included to make sure that each point is counted the correct amount of times, since if we calculated the line integral not from $x_0 = x(0)$ but from $x_0 = x(1)$ there is a $V_{rel} = \frac{|x(1)|}{|x(0)|}$ higher chance to be sitting at $x(1)$ compared to $x(0)$. Including the volume factor V_{rel} takes care of this difference. In the second line we have rewritten $V_{rel}(s(\tau))$ as an integral using the formula in eq. (7) as shown below. The difference between 2 paths arises from the difference in the



force. The volume element thus is changed by

$$\begin{aligned} [dx_i(x + \epsilon_2 v_j) - dx_i(x)] / \epsilon_2 &= \epsilon [F_i(x + \epsilon_2 v_j) - F_i(x)] / \epsilon_2 = \epsilon \frac{\partial^2 E_{im}(x)}{\partial x_i \partial x_j} v_j + O(\epsilon_2) \\ \frac{V_{rel}(\tau + \epsilon)}{V_{rel}(\tau)} &= \det \left[I_{ij} + \epsilon \frac{\partial^2 E_{im}(x(\tau))}{\partial x_i \partial x_j} \right] = 1 + \epsilon \sum_j \frac{\partial^2 E_{im}(x(\tau))}{\partial^2 x_j} \\ &\quad + O(\epsilon^2) \end{aligned} \quad (6)$$

where v is chosen to be a unit vector in the j 'th direction, ϵ and ϵ_2 are infinitesimal changes in τ and initial position x_0 respectively and I_{ij} is the identity matrix. Eq. (6) can thus be solved as an ordinary differential equation with

$$\frac{d \log(V_{rel}(\tau))}{d\tau} = \sum_j \frac{\partial^2 E_{im}(x(\tau))}{\partial^2 x_j} \quad (7)$$

along side solving for the path $x(\tau)$.

The factor $|F(x_0)|$ in eq. (4) arises from the change of coordinates from s to τ , while the change of this factor as function of τ is included in the change of V_{rel} in eq. (7), since this equation also includes the change to the infinitesimal unit vector along the path of integration.

Last, we don't want each starting point along a line to give the exact same result, instead we want to define a finite size region around each starting point x_0 , in which we integrate. We do this using the following trick.

$$\int_{-\infty}^{\infty} \exp(-E(x)) dx = \text{constant} \cdot \int_{-\infty}^{\infty} \exp(-E(x) - g(y)) dx dy \quad (8)$$

$$= \text{constant} \cdot \int_{-\infty}^{\infty} \exp(-E(x+y) - g(y)) dx dy \quad (9)$$

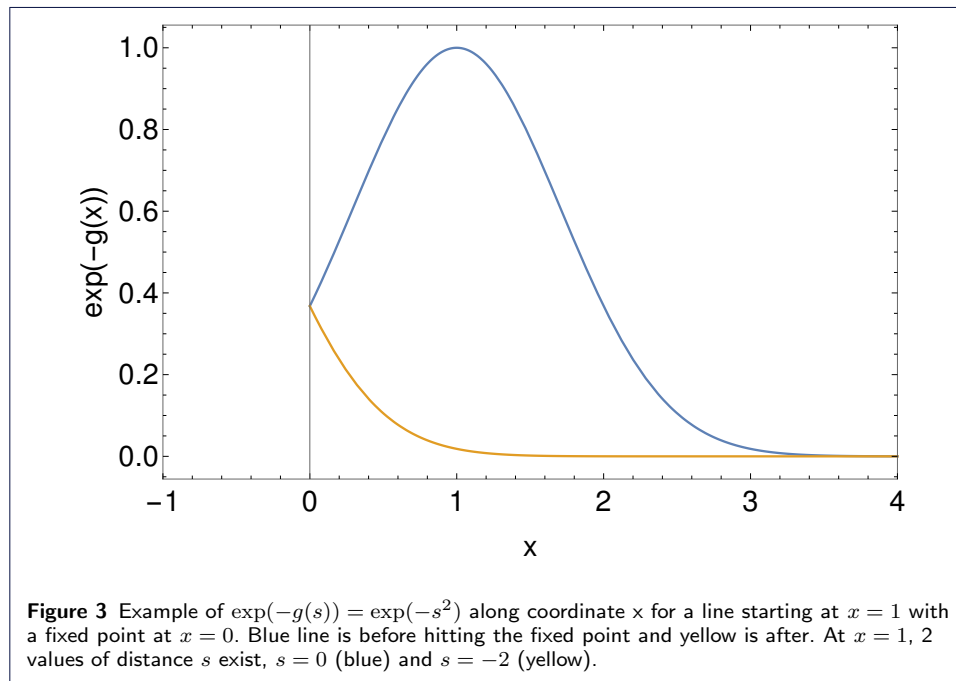
where we have shifted the x integral variables to $x + y$ and E and g are arbitrary functions, with the restriction that the integrals has to converge. We want to perform the line integral of y , and use x (along side all other possible paths) as the initial position for the line integral. The integral over x can then be performed afterwards, for instance using Monte-Carlo methods on x . This does require the integral to go from $-\infty$ to $+\infty$, but this can be solved in case we hit a fixed point in the following way.

$$\int_0^{\infty} f(s)ds = \frac{1}{2} \left(\int_0^{\infty} f(s)ds + \int_0^{\infty} f(s)ds \right) \quad (10)$$

$$= \frac{1}{2} \left(\int_0^{\infty} f(s)ds - \int_0^{-\infty} f(-u)du \right) \quad (11)$$

$$= \frac{1}{2} \int_{-\infty}^{\infty} F(s)ds \quad (12)$$

where we defined $F(s)$, such that $F(s) = f(s)$, if s is positive, and $F(s) = f(-s)$ if s is negative. We do get a factor of a half, but as long as our cutoff function g is symmetric, we do not have to worry about the 2 contributions, since starting at s and $-s$ will give the same result. This means that if one hits a fixed point, one simply reverses direction and keeps integrating. We show an example of the suppression factor coming from $\exp(-g(s)) = \exp(-s^2)$ in figure 3. The distance traveled along the path s from initial point on the line x_0 , will keep increasing (or decreasing) along the entire path, also after having hit the fixed point.



We thus end up with a line integral of the form

$$\begin{aligned} I_O(x_0) &= \int_{-\infty}^{\infty} O(x(s)) \exp[-E(x(s)) - g(s)] V_{rel}(s) ds \\ &= \int_{-\infty}^{\infty} O(x(\tau)) \exp \left[-E(x(\tau)) - g(s(\tau)) + \sum_j \int_0^\tau \frac{\partial^2 E_{im}(x(\tau'))}{\partial^2 x_j} d\tau' \right] |F(x_0)| d\tau \end{aligned} \quad (13)$$

$g(s)$ should be chosen such that it cuts off the integral from going too far out, but should not cut off the integral too quickly, in order to allow the oscillatory behavior of the integrand to cancel out. From the observation

$$\sqrt{\frac{a}{\pi}} \int_{-\infty}^{\infty} dx e^{-ax^2+bx} = e^{b^2/(4a)} \quad (14)$$

using $g(s) = as^2 = s^2/\sigma^2$, can give a large suppression factor, when b is mostly imaginary, both positive and negative. σ will have to be chosen such that it suppresses the imaginary part enough, without wasting computer time. Larger σ means that the highly oscillating regions will be more suppressed.

To conclude, in the strategy laid out above, we have split the original integral into a sum of line integrals instead. The line integrals are expressed in a form that can be solved using ordinary differential equation methods. A residual sign problem will exist, but it will be highly reduced.

2 Implementation

In order to implement the line integral, we write the problem as an ordinary differential equation such that

$$F_j(x) = \frac{\partial E_{im}}{\partial x_j} \quad (15)$$

$$\frac{dx_j}{d\tau} = F_j(x) \quad (16)$$

$$\frac{ds}{d\tau} = \sqrt{\sum_j F_j(x)^2} \quad (17)$$

$$\frac{dJ}{d\tau} = \sum_j \frac{\partial^2 E_{im}}{\partial^2 x_j} \quad (18)$$

$$\frac{dI_O}{d\tau} = O(x(\tau)) e^{-E(x(\tau)) - g(s) + J} |F(x_0)| \quad (19)$$

where we have defined $J = \log(V_{rel}(\tau))$. $|F(x_0)|$ can be absorbed into the initial conditions of J as $J(0) = \log(|F(x_0)|)$. $g(s)$ can in principle be any symmetric function, but in this paper we will use $g(s) = (s/\sigma)^2$.

In this form we can use the existing libraries for solving ordinary differential equations. We have implemented our strategy using the Julia language using the DifferentialEquations.jl package [6]. Since we here are dealing with highly oscillating integrals, we have found that a high order interpolation is required, and that the best performance is achieved with the method of DP8 (Hairer's 8/5/3 adaption

of the Dormand-Prince Runge-Kutta method. (7th order interpolant)). The high precision integration takes care of cancellations, it is therefore important to make sure that the relative precision does not become smaller than the digits stored in the chosen precision, while at the same time increasing precision when necessary. Initial conditions are $\tau = 0$ and we need to evaluate $I(\infty) - I(-\infty)$.

If a fixed point is hit ($F_j = 0$ for all j), the direction of integration should be reversed, such that the path will move back up along the path it came. This will not give the same contribution, as s will keep increasing (decreasing) along the path. An easy way to implement this is to reverse the sign of $d\tau$, s and I_O when the fixed point is reached, and then keep integrating.

We have included a jl file together with this publication, with an implementation for the problem discussed in the next section [7].

3 Results on x^4 Schwinger-Keldysh contour

To compare with previous results of other techniques, such as Complex Langevin [1, 5] and Lefschetz-thimbles [4], we work with a 1d quantum mechanical anharmonic oscillator with a x^4 potential in real time, finite temperature. The time evolution we try to solve for is

$$\langle O \rangle = \text{Tr}(e^{-\beta H} x e^{-itH} x e^{itH}) / \text{Tr}(e^{-\beta H}) \quad (20)$$

$$H = \frac{p^2}{2} + \frac{x^2}{2} + \frac{\lambda x^4}{4!} \quad (21)$$

which can be solved by discretizing x and treating everything as finite size matrices. We will compare the solution obtained from discretizing the hamiltonian, with the results obtained from the line integral method, which will be applied to the path-integral expressed as

$$\langle O \rangle = \int d^N x \exp \left(\sum_{j=1}^N i \left[\frac{(x_j - x_{j+1})^2}{2a_j} - \frac{(a_j + a_{j-1})}{2} \left(\frac{x_j^2}{2} + \frac{\lambda x_j^4}{4!} \right) \right] \right) O(x) / \langle 1 \rangle$$

$$E = - \sum_{j=1}^N i \left[\frac{(x_j - x_{j+1})^2}{2a_j} - \frac{(a_j + a_{j-1})}{2} \left(\frac{x_j^2}{2} + \frac{\lambda x_j^4}{4!} \right) \right] \quad (22)$$

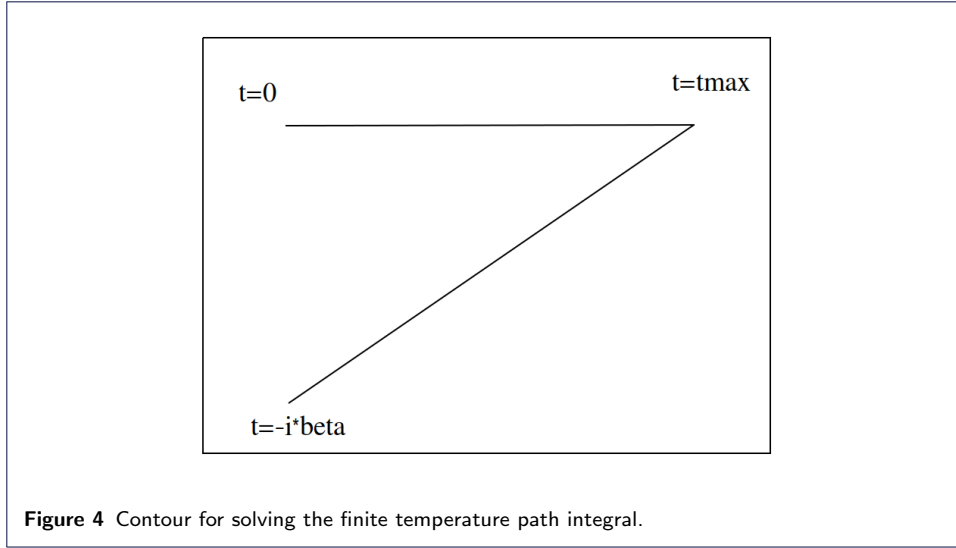
$$\frac{\partial E_{im}}{\partial x_j} = F_j(x) = -Im \left(i \left[\frac{(x_j - x_{j+1})}{a_j} + \frac{(x_j - x_{j-1})}{a_{j-1}} - \frac{(a_j + a_{j-1})}{2} \left(x_j + \frac{\lambda x_j^3}{3!} \right) \right] \right) \quad (23)$$

$$\frac{\partial^2 E_{im}}{\partial^2 x_j} = -Im \left(i \left[\frac{1}{a_j} + \frac{1}{a_{j-1}} - \frac{(a_j + a_{j-1})}{2} \left(1 + \frac{\lambda x_j^2}{2} \right) \right] \right) \quad (24)$$

where a_j parameterizes the Schwinger-Keldysh contour, which in our case is chosen as shown in figure 4. The lattice is periodic, such that $x_j = x_{j+N}$.

We indicate the amount of points on the forward path as N_+ and for the tilted backwards path as N_- . For example for $N_+ = N_- = 10$ and $\beta = t_{max} = 1.0$ we have that for j in 1 to 10, $a_j = 0.1$ while for j in 11 to 20, $a_j = -0.1 - 0.1i$.

We solve the path integral by calculating the line integrals as explained in section 1 to obtain $I_O(x)$. We will then sample on $|I_1(x)|$ using the Metropolis-Hastings algorithm and compute the expectation value of the observables O as



$$\langle O \rangle = \frac{\sum_j I_O(x_j)/|I_1(x_j)|}{\sum_j I_1(x_j)/|I_1(x_j)|} \quad (25)$$

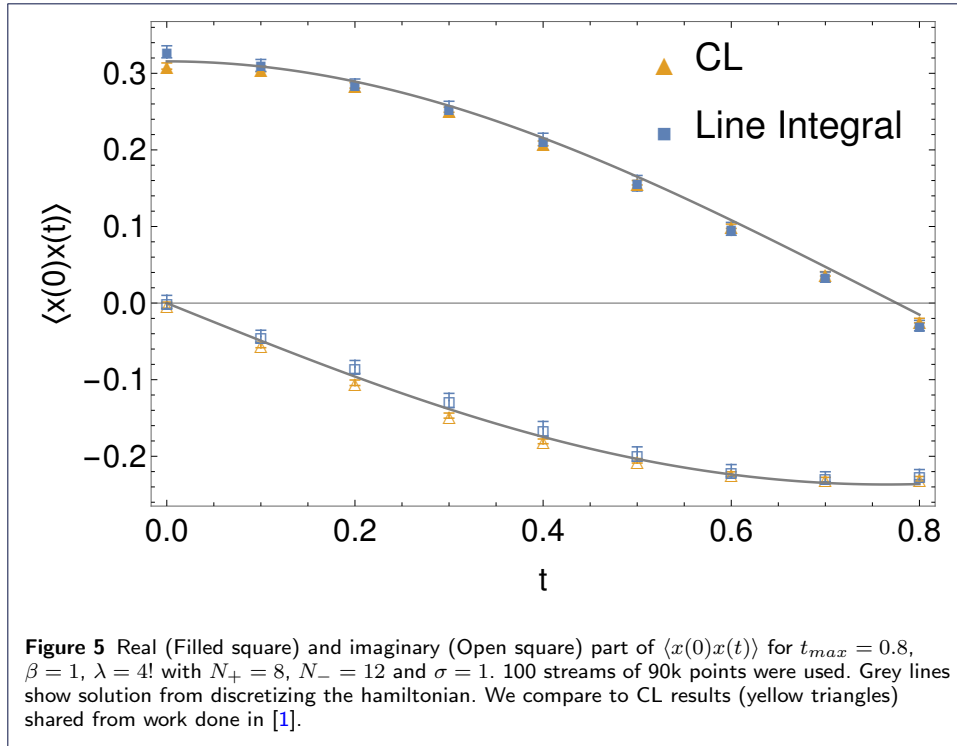
where the subscript O indicates the observable included in the line integral and j indicates the j 'th measurement. We also define $\langle 1 \rangle$ as the measurement of the average phase (i.e. without dividing by itself)

$$\langle 1 \rangle = \sum_j I_1(x_j)/|I_1(x_j)| \quad (26)$$

Following previous works we use $\beta = 1.0$ and $\lambda = 4!$, which typically allows for measuring up to a real time of order 1. We show examples for $t_{max} = 0.8, 1.2$ in figure 5 and 6 respectively. Complex Langevin without any modification gets into problems around $t_{max} = 0.8$ [1, 5], due to the problem with converging to the wrong solution, while Lefschetz-thimbles has been shown to be able to reach $t_{max} = 2.0$ [4], though with much rougher spacing a_j . As shown in figure 6, we are currently able to reach a maximum time of 1.2, at which point the error bars start to become too large, due to the absolute value of the average sign becoming very small. We have in these calculations used a cutoff function as $g(s) = (s/\sigma)^2$, we found that $\sigma \sim 1$ works well for this problem. While larger values of σ do decrease the sign problem (increases the size of the average sign), the gain from this was less than the loss due to increased computing time above $\sigma = 1$ (see figure 7 and table 1). As t_{max} increases, the residual sign problem increases, which increases the required statistics quickly.

4 Summary

We have defined a class of line integrals, whose sum adds up to the integral from which the line integrals were derived from. The path of each line integral is obtained from an initial position x_0 , which is then flowed to plus and minus infinity, using



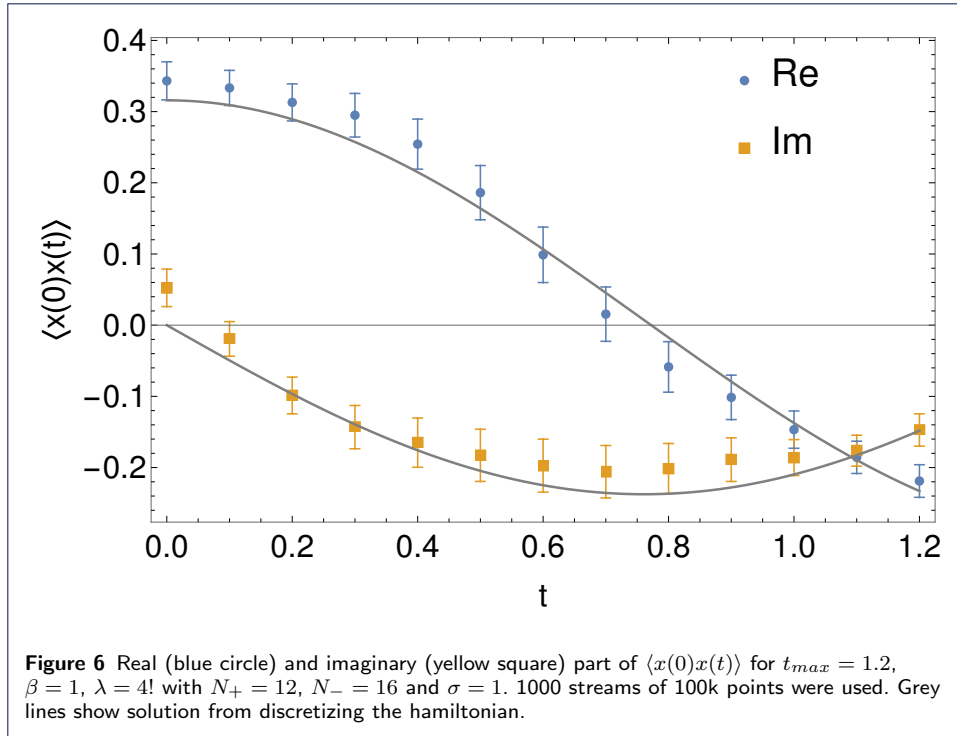
t_{max}	N_+	N_-	σ	$ \langle 1 \rangle $	Measured	time/measurement
0.4	4	12	1	0.44 ± 0.02	900k	0.011s
0.8	8	12	1	0.094 ± 0.001	9M	0.017s
1.2	12	16	1	0.0086 ± 0.0003	100M	0.072s
1.2	12	16	2	0.0106 ± 0.001	10M	0.14s
1.2	12	16	4	0.0096 ± 0.001	10M	0.31s

Table 1 Summary of parameters used for the different runs, and the obtained average sign.

a force. We chose the force as the direction of the changing imaginary part of the action. This allows for cancellations in the oscillating integral, making regions of quickly changing imaginary action less likely. These line integrals reduce the sign problem significantly, and makes it possible to use standard Monte-Carlo methods on the initial position of the line x_0 , where it would normally not be possible due to the complex action.

The line integrals can effectively be solved using modern ordinary differential libraries. We implemented this using the DifferentialEquations.jl package [6] in the Julia language. A jl file is attached to this publication, with code used to produce the results [7].

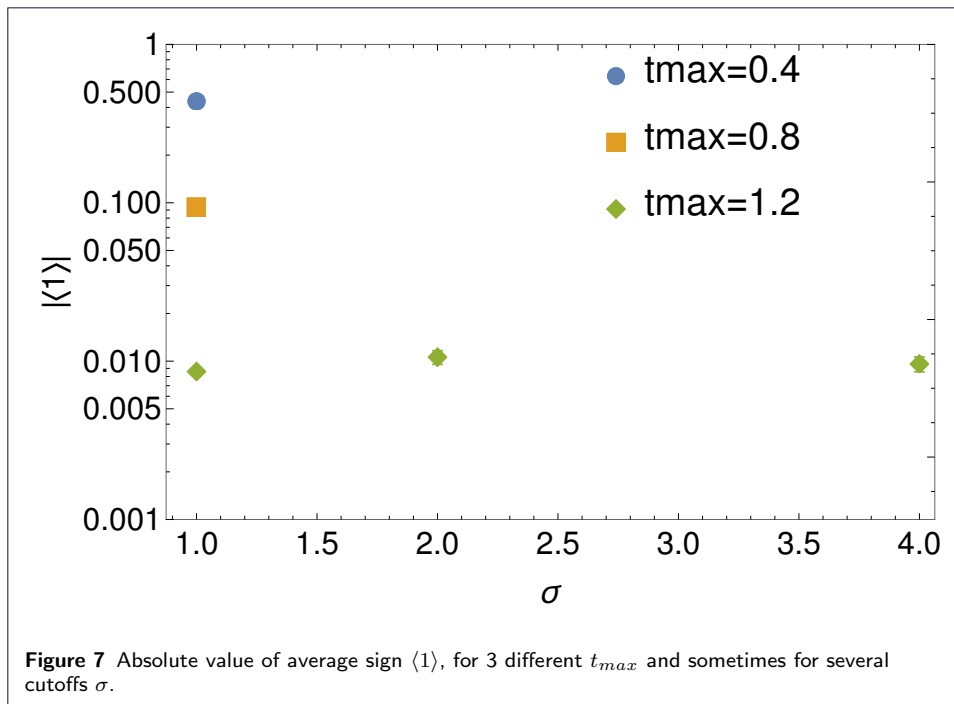
We applied these line integrals to a 1d quantum mechanical anharmonic oscillator with a x^4 potential in real time, finite temperature. We found for $\beta = 1.0$, $\lambda = 4!$ that we are able to simulate up to a real time of 1.2, after which the residual sign problem becomes too strong. While not quite as large a t_{max} as Lefschetz-thimbles [4] methods (though our results uses smaller lattice spacing a_j) or some improved Complex Langevin methods, the real time extent is not far off compared to the other methods, and exceeds the real time extend at which standard Complex Langevin fails at.



This work was done as a first attempt, but the line integrals still have extra freedom to play with, which hopefully can further reduce the sign problem, as is seen necessary at long real time extends. For instance the cutoff function is arbitrary (though chosen with a good reason), and it could be that other functions work better. A different approach is to change the paths of the line integral. While moving along lines defined by the direction of change in the imaginary part of the action makes sense due to the high oscillations along these paths, other possible choices could be better, especially in theories with an action which has large contributions from both the real and imaginary part.

Acknowledgements

The author gladly acknowledges support by the Research Council of Norway under the FRIPRO Young Research Talent grant 286883. The author would like to thank Daniel Alvestad for helping set up the code in Julia, for discussion on how to optimize the Julia code and for providing the Complex Langevin result for comparison. The author would also like to thank Alexander Rothkopf and Daniel Alvestad for input to the draft of this paper.



References

1. D. Alvestad, R. Larsen and A. Rothkopf, "Stable solvers for real-time Complex Langevin," JHEP **08** (2021), 138 doi:10.1007/JHEP08(2021)138 [arXiv:2105.02735 [hep-lat]].
2. M. Cristoforetti *et al.* [AuroraScience], "New approach to the sign problem in quantum field theories: High density QCD on a Lefschetz thimble," Phys. Rev. D **86** (2012), 074506 doi:10.1103/PhysRevD.86.074506 [arXiv:1205.3996 [hep-lat]].
3. E. Seiler, "Status of Complex Langevin," EPJ Web Conf. **175** (2018), 01019 doi:10.1051/epjconf/201817501019 [arXiv:1708.08254 [hep-lat]].
4. A. Alexandru, G. Basar, P. F. Bedaque, S. Vartak and N. C. Warrington, "Monte Carlo Study of Real Time Dynamics on the Lattice," Phys. Rev. Lett. **117** (2016) no.8, 081602 doi:10.1103/PhysRevLett.117.081602 [arXiv:1605.08040 [hep-lat]].
5. J. Berges, S. Borsanyi, D. Sexty and I. O. Stamatescu, "Lattice simulations of real-time quantum fields," Phys. Rev. D **75** (2007), 045007 doi:10.1103/PhysRevD.75.045007 [arXiv:hep-lat/0609058 [hep-lat]].
6. Rackauckas, Christopher and Nie, Qing, "DifferentialEquations.jl—a performant and feature-rich ecosystem for solving differential equations in julia," Journal of Open Research Software, volume 5, number 1, year 2017, Ubiquity Press.
7. R. Larsen, "Code for: Reducing the Sign Problem with Line Integrals", <https://doi.org/10.5281/zenodo.6514633>