

ELVIBROT-MPI: parallel quantum dynamics with Smolyak algorithm for general molecular simulation

Ahai Chen^a, André Nauts^{b,c}, David Lauvergnat^c

^a*Université Paris-Saclay, UVSQ, CNRS, CEA, Maison de la Simulation, 91191, Gif-sur-Yvette, France*

^b*Institute of Condensed Matter and Nanosciences (NAPS), Université Catholique de Louvain, Louvain-la-Neuve, Belgium*

^c*Université Paris-Saclay, CNRS, Institut de Chimie Physique, UMR-CNRS 8000, 91405 Orsay, France*

Abstract

A parallelized quantum dynamics package using the Smolyak algorithm for general molecular simulation is introduced in this work. The program has no limitation of the Hamiltonian form and provides high flexibility on the simulation setup to adapt to different problems. Taking advantage of the Smolyak sparse grids formula, the simulation could be performed with high accuracy, and in the meantime, impressive parallel efficiency. The capability of the simulation could be up to tens of degrees of freedom. The implementation of the algorithm and the package usage are introduced, followed by typical examples and code test results.

Keywords: quantum dynamics; Smolyak algorithm; sparse grids; parallel computation

PROGRAM SUMMARY

Program Title: ELVIBROT-MPI

Licensing provisions: LGPL

Programming language: Fortran 90 & some Fortran 2003, Fortran 77

Nature of problem: Solving the Schrödinger equation for general quantum dynamics simulation.

Solution method: Smolyak sparse-grids algorithm, curvilinear coordinate

Additional comments including Restrictions and Unusual features: Applicable for general quantum simulation up to tens of degrees of freedom. No limitation of Hamiltonian form. No built-in limitation of degrees of freedom.

Email addresses: achenphysics@gmail.com (Ahai Chen), andre.nauts@uclouvain.be (André Nauts), david.lauvergnat@universite-paris-saclay.fr (David Lauvergnat)

1. Introduction

The rapid growth of effects on quantum dynamics simulation in the past decades has got insights into the fundamental properties of molecular dynamics, triggered a new level of the understanding of chemical reaction, laser-matter interaction, etc. [20, 32, 10]. The rigorous quantum simulation, in accord with the increasing complexity of considered systems, is demanding more computation resources and, in another perspective, more efficient algorithms. In particular, various methods have been proposed to overcome the difficulties lies in the exponential growth of computational demand with the increasing of the system dimension, the “curse of dimension”, in the standard direct-product basis scheme.

Some well-known methods includes the quantum diffusion Monte Carlo (DMC) [26, 30, 14, 9, 31], the Feynman path integral molecular dynamics approaches [11, 6], the vibrational self-consistent field [5, 8], the multi-configuration time-dependent Hartree (MCTDH) [4, 21] method and its extended versions [12], to mention but a few. The former two methods avoid expanding the wave function on a basis set, being applicable for getting properties of large systems. The MCTDH method expands the wave function as a summary of Hartree products with single-particle functions. It has established a high efficiency in wave-packet propagation, but normally requests a transformation of the potential for specific problems. Besides, another choice for dealing with the curse of dimensionality is the Smolyak algorithm, proposed by Smolyak in 1963 [29, 13, 15]. The method proposes a sparse grid to efficiently represent high-dimensional grids. It has been very successfully applied for the optimal algorithms for high-dimensional integration [23, 24], the solution of differential equations [7], etc. The application of Smolyak method in quantum simulation has been proposed recently [1, 2]. It has been applied for getting exchange-correlation energies for density functional theory [27, 28] and computing the vibrational spectra of molecules up to 12 degrees of freedom [1, 2, 3, 19, 16]. Taking advantage of the Smolyak formula (see next section for details), the parallelization of Smolyak algorithm could further improve this application.

In this work, we introduce a package “ELVIBROT-MPI” for general quantum simulations using a parallelized Smolyak algorithm. The program is designed to be highly flexible in the simulation setup and to fit different types of machines. It is available for the simulation of general molecules up to tens of degrees of freedom on moderate-scale computational nodes. The paper is organized as follows. In the second section, we introduce the method employed in the program; Then, the parallel implementation of the Smolyak algorithm is described in the third section; In the fourth section, the code usage is introduced, including the parameters, the installation and the running of the program. Finally, in section 5, the benchmark check and efficiency tests are presented with discussions, followed by a conclusion in section 6.

2. Method

The core of a quantum dynamics simulation lies in solving the Schrödinger equation

$$i\hbar\frac{\partial}{\partial t}|\Psi\rangle = \hat{H}|\Psi\rangle, \quad (1)$$

where \hat{H} is the Hamiltonian of the system. Generally, in the direct-product scheme, the wave function can be expanded on the direct-product representation

$$S^{dp} = B^1 \otimes B^2 \otimes \dots \otimes B^n \quad (2)$$

as

$$|\Psi\rangle = \sum_{k_1=1}^{N^{b^1}} \dots \sum_{k_n=1}^{N^{b^n}} \psi_{k_1, k_2, \dots, k_n}^{B^1, \dots, B^n} |b_{k_1}^1\rangle |b_{k_2}^2\rangle \dots |b_{k_n}^n\rangle, \quad (3)$$

where $B^i \equiv \{b_1^i, \dots, b_{k_i}^i, \dots, b_{N^{b^i}}^i\}$ ($i \in [1, n]$) is the primitive basis sets. $\psi_{k_1, k_2, \dots, k_n}^{B^1, \dots, B^n}$ is the coefficient of wave function expansion. Express the basis $|b_{k_i}^i\rangle$ as $b_{k_i}^i(\mathbf{Q}^i)$ in coordinates representation, the wave function reads

$$\psi(\mathbf{Q}^1, \dots, \mathbf{Q}^n) = \sum_{k_1=1}^{N^{b^1}} \dots \sum_{k_n=1}^{N^{b^n}} \psi_{k_1, k_2, \dots, k_n}^{B^1, \dots, B^n} b_{k_1}^1(\mathbf{Q}^1) b_{k_2}^2(\mathbf{Q}^2) \dots b_{k_n}^n(\mathbf{Q}^n). \quad (4)$$

Reversely, the coefficient $\psi_{k_1, k_2, \dots, k_n}^{B^1, \dots, B^n}$ could be obtained from the wave function as

$$\begin{aligned} \psi_{k_1, k_2, \dots, k_n}^{B^1, \dots, B^n} &= \langle b_{k_1}^1 b_{k_2}^2 \dots b_{k_n}^n | \psi \rangle \\ &= \int d\tau b_{k_1}^1(\mathbf{Q}^1) b_{k_2}^2(\mathbf{Q}^2) \dots b_{k_n}^n(\mathbf{Q}^n) \psi(\mathbf{Q}^1, \mathbf{Q}^2, \dots, \mathbf{Q}^n) \end{aligned} \quad (5)$$

Numerically, the integral could be performed on certain grid. The basis set B^i is associated to a grid $G^i \equiv \{Q_{u_1}^i, \dots, Q_{u_i}^i, \dots, Q_{N^{q^i}}^i\}$ with relevant weights $\{w_1, \dots, w_i, \dots, w_{N^{q^i}}\}$. Then we obtain

$$\begin{aligned} \psi_{k_1, k_2, \dots, k_n}^{B^1, \dots, B^n} &= \sum_{u_1=1}^{N^{q^1}} \dots \sum_{u_n=1}^{N^{q^n}} [w_1 b_{k_1}^1(\mathbf{Q}_{u_1}^1) w_2 b_{k_2}^2(\mathbf{Q}_{u_2}^2) \dots w_n b_{k_n}^n(\mathbf{Q}_{u_n}^n) \\ &\quad \cdot \psi(\mathbf{Q}_{u_1}^1, \mathbf{Q}_{u_2}^2, \dots, \mathbf{Q}_{u_n}^n)]. \end{aligned} \quad (6)$$

where

$$\begin{aligned} \psi_{u_1, u_2, \dots, u_n}^{G^1, \dots, G^n} &\equiv \psi(\mathbf{Q}_{u_1}^1, \mathbf{Q}_{u_2}^2, \dots, \mathbf{Q}_{u_n}^n) \\ &= \sum_{k_1=1}^{N^{b^1}} \dots \sum_{k_n=1}^{N^{b^n}} \psi_{k_1, k_2, \dots, k_n}^{B^1, \dots, B^n} b_{k_1}^1(\mathbf{Q}_{u_1}^1) b_{k_2}^2(\mathbf{Q}_{u_2}^2) \dots b_{k_n}^n(\mathbf{Q}_{u_n}^n). \end{aligned} \quad (7)$$

is the wave function on grid.

Following this procedure we could obtain a numerical accurate solution of the Schrödinger equation. However, it would be extremely expensive to compute when increasing the system dimension n . In the Smolyak method [29, 13, 1, 16, 15], instead of the direct-product form Eq.2, we describes the system with a Smolyak representation

$$S_L = \sum_{\mathcal{R}(l)} D_{l_1 l_2 \dots l_n} S_{l_1}^1 \otimes S_{l_2}^2 \otimes \dots \otimes S_{l_n}^n, \quad (8)$$

with the restriction $\mathcal{R}(l)$: $L-n+1 \leq \sum_{i=1}^n l_i \leq L$. $D_{l_1 l_2 \dots l_n} = (-1)^{L-|l|} C_{n-1}^{L-|l|}$. $C_{n-1}^{L-|l|}$ is the binomial coefficient. L is a constant that controls the approximation level, which is defined both for basis (L^B) and grid (L^G). $S_{l_i}^i$ ($i \in [1, n]$) is the restricted basis set $\{b_1^i, b_2^i, \dots, b_{N_{l_i}^{b_i}}^i\}$ or grid set $\{Q_1^i, Q_2^i, \dots, Q_{N_{l_i}^{q_i}}^i\}$. The relation between N_{l_i} (for both $N_{l_i}^{b_i}$ and $N_{l_i}^{q_i}$) and l_i could be in principle an arbitrarily increasing integer sequence function, e.g. $N_{l_i} = A_i + B_i l_i$ ($A_i \geq 0$, $B_i \geq 1$, $A_i, B_i \in \mathbb{Z}$). However, a well-chosen function could be essential for specific basis sets [2, 22, 25].

The wave function in S_L could be expressed as

$$|\Psi\rangle = \sum_{\mathcal{R}(l)} D_{l_1 \dots l_n} |\psi^{l_1 \dots l_n}\rangle. \quad (9)$$

where the Smolyak term $|\psi^{l_1 l_2 \dots l_n}\rangle$ is a smaller direct-products. On basis, it reads

$$|\psi^{B_{l_1}^1 B_{l_2}^2 \dots B_{l_n}^n}\rangle = \sum_{k_1=1}^{N_{l_1}^{b_1}} \dots \sum_{k_n=1}^{N_{l_n}^{b_n}} \psi_{k_1, k_2, \dots, k_n}^{B_{l_1}^1, \dots, B_{l_n}^n} |b_{k_1}^1\rangle |b_{k_2}^2\rangle \dots |b_{k_n}^n\rangle, \quad (10)$$

Namely, the wave function is reduced to the summary of $N^{st} = \sum_{\mathcal{R}(l)}$ weighted smaller ‘‘Smolyak wave functions’’. The total number of possible basis functions could be obtained with

$$N_s = \sum_{\mathcal{R}(l)} \left(\prod_{i=1}^n N_{l_i} \right). \quad (11)$$

Furthermore, the wave function could be presented as a mixture of Smolyak term on basis and grid presentation as either

$$|\Psi\rangle = \sum_{L-n+1 \leq |l| \leq L} D_{l_1 l_2 \dots l_n} |\psi^{B_{l_1}^1 B_{l_2}^2 \dots B_{l_n}^n}\rangle + \sum_{\substack{L-n+1 \leq |l'| \leq L \\ |l'| \neq |l|}} D_{l_1 l_2 \dots l_n} |\psi^{G_{l_1}^1 G_{l_2}^2 \dots G_{l_n}^n}\rangle \quad (12)$$

or

$$|\Psi\rangle = \sum_{L-n+1 \leq |l| \leq L} D_{l_1 l_2 \dots l_n} |\psi^{B_{l_1}^1 B_{l_2}^2 \dots B_{l_i}^i G_{l_{i+1}}^{i+1} \dots G_{l_n}^n}\rangle, \quad (13)$$

or the mixture of both. For the transformation between the basis and the grid representation for a certain Smolyak term, following Eq.6, 7, we get

$$\psi^{B_{l_1}^1 B_{l_2}^2 \dots B_{l_i}^i G_{l_{i+1}}^{i+1} \dots G_{l_n}^n} = \sum_{u_i=1}^{N^{q^i}} w_i b_{k_i}^i(\mathbf{Q}_{u_i}^i) \psi^{B_{l_1}^1 B_{l_2}^2 \dots G_{l_i}^i G_{l_{i+1}}^{i+1} \dots G_{l_n}^n} \quad (14)$$

for a transfer from $G_{l_i}^i$ to $B_{l_i}^i$, and reversely

$$\psi^{B_{l_1}^1 B_{l_2}^2 \dots G_{l_i}^i G_{l_{i+1}}^{i+1} \dots G_{l_n}^n} = \sum_{k_i=1}^{N^{b^i}} b_{k_i}^i(\mathbf{Q}_{u_i}^i) \psi^{B_{l_1}^1 B_{l_2}^2 \dots B_{l_i}^i G_{l_{i+1}}^{i+1} \dots G_{l_n}^n}. \quad (15)$$

It is an important feature for an efficient numerical operator action.

As a result, for a general operator \hat{O} , the operator action in Smolyak algorithm takes the form

$$\hat{O}|\Psi\rangle = \sum_{\mathcal{R}(l)} D_{l_1 l_2 \dots l_n} \hat{O}|\psi^{l_1 l_2 \dots l_n}\rangle. \quad (16)$$

Therefore, the Schrödinger equation reads

$$i\hbar \frac{\partial}{\partial t} \sum_{\mathcal{R}(l)} D_{l_1 l_2 \dots l_n} |\psi^{l_1 l_2 \dots l_n}\rangle = \sum_{\mathcal{R}(l)} D_{l_1 l_2 \dots l_n} \hat{H} |\psi^{l_1 l_2 \dots l_n}\rangle. \quad (17)$$

This formula has a good structure for parallel computation. The accuracy of the method depends on the L and N_{l_i} , namely, the relation between N_{l_i} and l_i . Higher L increases the coupling of different dimensions.

As a typical example, we show in Fig.1 the Smolyak terms for the basis sets in a 2-dimensional system with $L = 3$ and $N_{l_i}^i = 1 + l_i$. The primary basis sets for different l_i are shown on the labels. The possible Smolyak terms are indicated as blue numbers with the contained basis functions shown as black dots. The value of $D_{l_1 l_2 \dots l_n}$ is shown in the top right corner. The selected Smolyak terms gathers in the lower triangle region, requesting much fewer basis functions. Moreover, some basis functions could present in several different Smolyak terms. Thus, in the 7 Smolyak terms, the total number of selected basis functions is 30, or 10 without duplication.

Furthermore, in Table 1, we present the number of the basis functions required in Smolyak algorithm when $N_{l_i}^i = 1 + l_i$ at different L for systems with 12 or 120 degrees of freedom. The case with (N_s) or without duplication (N_{cs}) of basis functions, as well as their ratio, are provided. The result of the direct-product scheme $N_{dp} = (L+1)^n$ is shown for comparison. The ratio between N_s and N_{cs} is increasing with the degrees of freedom and L , indicating more duplicated basis functions in larger L or larger systems. The number of the basis functions required is still affordable at 120 degrees of freedom in Smolyak method.

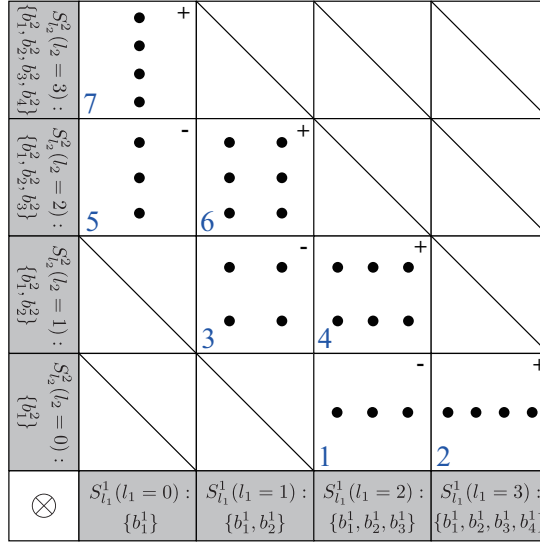


Figure 1: An example of Smolyak terms for the basis sets in a 2D system with $L^B = 3$, $N_{l_i}^{b_i} = 1 + l_i$. The Smolyak terms are indicated with blue numbers. The basis functions in each Smolyak term are shown as black dots. The value of $D_{l_1 l_2 \dots l_n}$ is shown on the top right corner of each Smolyak term.

		L=2	L=3	L=4	L=5	L=6
12D	N_{dp}	4096	531441	16777216	244140625	2176782336
	N_s	325	2925	20475	118755	593775
	N_{cs}	91	455	1820	6188	18564
	N_s/N_{cs}	3.57	6.43	11.25	19.19	31.99
120D	N_{dp}	10^{36}	10^{57}	10^{72}	10^{83}	10^{93}
	N_s	29161	2362041	144084501	7060140549	289465762509
	N_{cs}	7381	302621	9381251	234531275	4925156775
	N_s/N_{cs}	3.95	7.81	15.36	30.10	58.77

Table 1: The number of basis functions required in a 12- or 120-degrees of freedom system in the direct-product scheme N_{dp} and the Smolyak method with $N_{l_i}^i = 1 + l_i$ at different L , where N_s and N_{cs} present the results with or without the duplication of the basis functions in Smolyak terms. The ratio between N_s and N_{cs} is also shown.

3. Implementation

To implement the Smolyak algorithm, we first introduce three objects:

1. Smolyak representation on basis. It consists of a large number of Smolyak terms $|\psi^{B^1 B^2 \dots B^n}\rangle$. These terms do not need to present in the memory at the same time, thus is not actually memory consuming.
2. compact Smolyak representation on basis $|\psi^{B^1 B^2 \dots B^n}\rangle$. The compact basis is obtained by removing the duplicated basis functions in all the Smolyak terms

to save memory in the simulation.

- Smolyak representation on grid. It contains the Smolyak terms on the grid $|\psi^{G_1^1 G_2^2 \dots G_n^n}\rangle$. It is the representation where we perform operator action.

The transform between $|\psi^{B_1^1 B_2^2 \dots B_n^n}\rangle$ and $|\psi^{G_1^1 G_2^2 \dots G_n^n}\rangle$ depends on Eq.14 and 15. However, to bridge $|\psi^{B^1 B^2 \dots B^n}\rangle$ and all $|\psi^{B_1^1 B_2^2 \dots B_n^n}\rangle$, an extra mapping table M^B is required. For example, the M^B for the case in Fig.1 is shown in Table.2. The Smolyak terms, the basis functions, and the compact basis functions are indexed as $i^{st} \in [1, N_{st}]$, $i^s \in [1, N_s]$, and $i^{cs} \in [1, N_{cs}]$, respectively. Therefore, the key of the parallelization lies on the balance of the memory of $|\psi^{B^1 B^2 \dots B^n}\rangle$, M^B , $|\psi^{B_1^1 B_2^2 \dots B_n^n}\rangle$ and the MPI communication time.

i^{st}	1	2	3	4	5	6	7			
$\{l_1, l_2\}$	{2,0}	{3,0}	{1,1}	{2,1}	{0,2}	{1,2}	{0,3}			
i^s	1 2 3 4 5 6 7 8 9 10 11	12 13 14 15 16 17 18 19 20 21 22 23 24 25 26 27 28 29 30								
i^{cs}	1 5 8 1 5 8 10 1 5 2 6	1 5 8 2 6 9 1 2 3 1 5 2 6 3 7 1 2 3 4								
compact basis	$b_1^1 b_1^1$	$b_1^1 b_2^2$	$b_1^1 b_3^3$	$b_1^1 b_4^4$	$b_2^1 b_1^1$	$b_2^1 b_2^2$	$b_2^1 b_3^3$	$b_3^1 b_1^1$	$b_3^1 b_2^2$	$b_4^1 b_1^1$
i^{cs}	1	2	3	4	5	6	7	8	9	10

Table 2: Top table shows the mapping table M^B for the case in Fig.1. The Smolyak terms, the basis functions, and the compact basis are indexed as i^{st} , i^s and i^{sc} , respectively. The indexing of basis function in compact representation is shown in the bottom table.

With the three objects, the steps for an operator action in Smolyak method (see Eq.16) could be described as follows:

- extract one Smolyak term from the compact basis with M^B .
- transfer from the basis to the grid representation according to Eq.15.
- perform operator action to get new Smolyak term on grid.
- transfer back to basis representation with Eq.14.
- compress and add the new Smolyak term to new compact basis $|\tilde{\psi}^{B^1 B^2 \dots B^n}\rangle$.
- repeat the above steps for all N_{st} Smolyak terms to get $|\tilde{\psi}^{B^1 B^2 \dots B^n}\rangle$.

The algorithm is shown in Alg.1. The operator action is performed for one Smolyak term each time as the standard direct-product scheme, thus not memory consuming.

The parallelization of operator action depends on Eq.16. For different molecules and parameters L and $N_{l_i}^{b_i}$, the memory consumption of $|\psi^{B_1^1 B_2^2 \dots B_n^n}\rangle$, $|\psi^{B^1 B^2 \dots B^n}\rangle$ and M^B diverse. Therefore, different strategies could be embedded. In principle, there are two basic MPI schemes according to the memory consumption of $|\psi^{B^1 B^2 \dots B^n}\rangle$ and M^B :

In the first scheme, each processor performs part of the operator action with identical compact basis $|\psi^{B^1 B^2 \dots B^n}\rangle$ and the required portion of the mapping table M_p^B ($p = 0 \dots n_p - 1$), where p indexes the processors, n_p is the number of available processors. The algorithm is shown in Alg.2. As an illustration, the basic flowcharts of the scheme for the operator action and the related mapping table are presented

Algorithm 1 Operator action of one Smolyak term

```

1: procedure ACTION_SMOLYAK_TERM( $\hat{O}$ ,  $|\psi^{B^1 B^2 \dots B^n}\rangle$ ,  $|\tilde{\psi}^{B^1 B^2 \dots B^n}\rangle$ ,  $i^{st}$ )           !  $i^{st} \in [1, N_{st}]$ 
2:    $\{l_1 l_2 \dots l_n\} \leftarrow i^{st}$ 
3:    $|\psi^{B_{l_1}^1 B_{l_2}^2 \dots B_{l_n}^n}\rangle \xleftarrow{M^{B_{l_1}^1 l_2 \dots l_n}} |\psi^{B^1 B^2 \dots B^n}\rangle$ 
4:    $|\psi^{G_{l_1}^1 G_{l_2}^2 \dots G_{l_n}^n}\rangle \leftarrow |\psi^{B_{l_1}^1 B_{l_2}^2 \dots B_{l_n}^n}\rangle$                                      ! Eq.15
5:    $|\tilde{\psi}^{G_{l_1}^1 G_{l_2}^2 \dots G_{l_n}^n}\rangle = \hat{O} |\psi^{G_{l_1}^1 G_{l_2}^2 \dots G_{l_n}^n}\rangle$                                      ! conventional operator action
6:    $|\tilde{\psi}^{B_{l_1}^1 B_{l_2}^2 \dots B_{l_n}^n}\rangle \leftarrow |\tilde{\psi}^{G_{l_1}^1 G_{l_2}^2 \dots G_{l_n}^n}\rangle$                                      ! Eq.14
7:    $|\tilde{\psi}^{B^1 B^2 \dots B^n}\rangle \leftarrow \sum D_{l_1 l_2 \dots l_n} |\tilde{\psi}^{B_{l_1}^1 B_{l_2}^2 \dots B_{l_n}^n}\rangle$            ! the contribution from one Smolyak term
8:   return  $|\tilde{\psi}^{B^1 B^2 \dots B^n}\rangle$ 
9: end procedure

```

in Fig.2, indicated as Action S1 and M^B S1, respectively. This scheme is of the best performance when there is large enough memory assigned to each processor, i.e. $\{|\psi^{B^1 B^2 \dots B^n}\rangle\}^{\mathcal{M}} + \{M_p^B\}^{\mathcal{M}} < \{p\}^{\mathcal{M}}$, where $\{\dots\}^{\mathcal{M}}$ denotes the memory required by $|\psi^{B^1 B^2 \dots B^n}\rangle$, M_p^B and the available memory of the processor p , respectively. In the second scheme, $|\psi^{B^1 B^2 \dots B^n}\rangle$ and M^B are kept only on a master processor, the Smolyak terms are extracted and distributed to the other processors for the calculation. It increases the MPI communication time but reduces the overall memory consumption. The relevant algorithm and flowchart are shown in Alg.3 and Fig3, respectively.

Algorithm 2 MPI Operator action with Smolyak method - basic scheme 1

```

1: procedure ACTION_SMOLYAK_MPI1( $\hat{O}$ ,  $|\psi^{B^1 B^2 \dots B^n}\rangle$ ,  $|\tilde{\psi}^{B^1 B^2 \dots B^n}\rangle$ )
2:    $[i_{1_p}^{st}, i_{2_p}^{st}] \xleftarrow{p} N_{st}$                                      ! assign Smolyak terms to processor  $p$ 
3:   for  $i^{st}=i_{1_p}^{st}, i_{2_p}^{st}$  do
4:     ACTION_SMOLYAK_TERM( $\hat{O}$ ,  $|\psi^{B^1 B^2 \dots B^n}\rangle_p$ ,  $|\tilde{\psi}^{B^1 B^2 \dots B^n}\rangle_p$ ,  $i^{st}$ )
5:   end for
6:    $|\tilde{\psi}^{B^1 B^2 \dots B^n}\rangle \leftarrow \text{MPI sum } |\tilde{\psi}^{B^1 B^2 \dots B^n}\rangle_p$ 
7:   MPI broadcast  $|\tilde{\psi}^{B^1 B^2 \dots B^n}\rangle$ 
8:   return  $|\tilde{\psi}^{B^1 B^2 \dots B^n}\rangle$ 
9: end procedure

```

For large multi-node cluster, as a balance of the efficiency and memory usage, a combination of the two basic schemes leads to the third MPI scheme. In this scheme, the available processors are divided into several groups. Scheme 2 is embedded in each group, while the works among groups are performed similarly to that of scheme 1. The M^B are divided and assigned to a master processor in each group as $M_{d_i}^B$, where $d_i, i \in [0, s - 1]$ is the group index, s is the number of groups available. The group is normally the cluster node. The relevant flowchart is shown in Fig4.

Practically, these schemes are further dressed. For instance, in Alg.3, the Smolyak terms should be packed to be sent to the other processor to reduce MPI communication. Meanwhile, due to the limited memory, in schemes 2 and 3, the Smolyak terms,

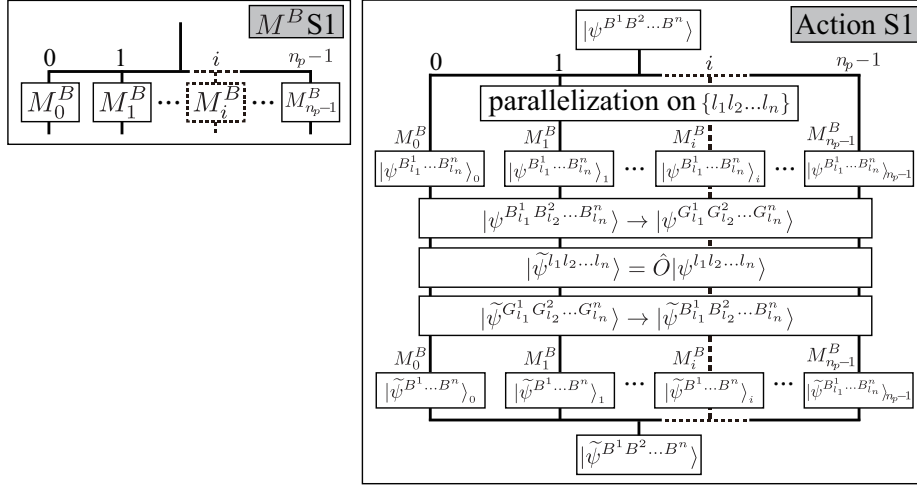


Figure 2: The panels illustrate the flowchart of mapping table (M^B S1) and the operator action (Action S1) in MPI schemes 1. n_p indicates the number of available processors. See the main text for more details of the notations.

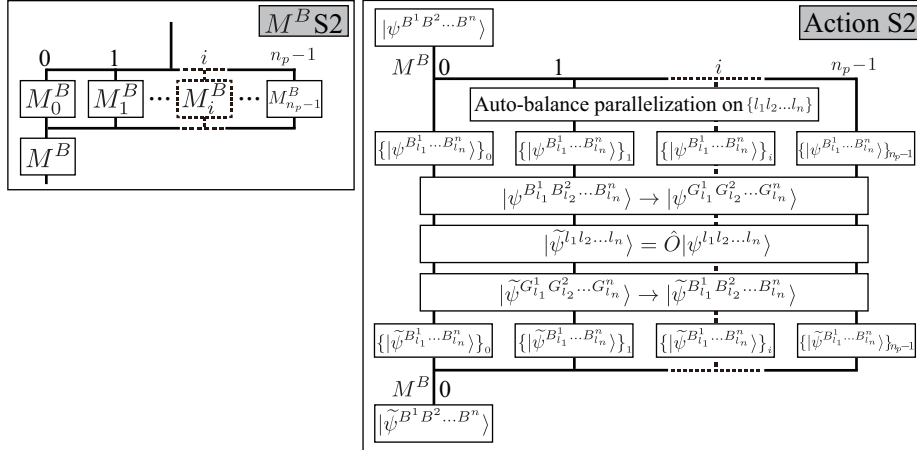


Figure 3: Same as Fig.2 but for scheme 2.

in principle, should not be present at the same time to exhaust the memory. Therefore, an extra division should be implemented to perform the distribution of Smolyak terms several times, which could be setup in the simulation according to the available memory. Furthermore, according to the different sizes of Smolyak terms, the program efficiency could be further improved with the balance of the Smolyak terms assigned to each processor. We implement an auto-adjust mechanism to balance the works on each processor in scheme 2, based on the calculation and the communication time used on each processor in the previous step.

These scheme are then implemented in the program ELVIBROT-MPI [18]. A

Algorithm 3 MPI Operator action with Smolyak method - basic scheme 2

```

1: procedure ACTION_SMOLYAK_MPI2( $\hat{O}$ ,  $|\psi^{B^1 B^2 \dots B^n}\rangle$ ,  $|\tilde{\psi}^{B^1 B^2 \dots B^n}\rangle$ )
2:   if on master processor then ! p=0
3:      $[i_{1p}^{st}, i_{2p}^{st}] \stackrel{p}{\leftarrow} N_{st}$ 
4:      $\{|\psi^{B^1 B^2 \dots B^n}\rangle\}_p \stackrel{M^B}{\leftarrow} |\psi^{B^1 B^2 \dots B^n}\rangle$  !  $\{\dots\}_{p'}$  contains all  $\{l_1 l_2 \dots l_n\} \rightarrow i^{st} \in [i_{1p'}^{st}, i_{2p'}^{st}]$ 
5:     MPI send  $\{|\psi^{B^1 B^2 \dots B^n}\rangle\}_{p'}$  to processor  $p'$  !  $p' \in [1, n_p - 1]$ 
6:      $\{|\tilde{\psi}^{B^1 B^2 \dots B^n}\rangle\}_0 \leftarrow \text{ACTION\_SMOLYAK\_BASIS}(\hat{O}, \{|\psi^{B^1 B^2 \dots B^n}\rangle\}_0, i_{1_0}^{st}, i_{2_0}^{st})$ 
7:     MPI receive  $|\tilde{\psi}^{B^1 B^2 \dots B^n}\rangle_{p'}$  from processor  $p'$  !  $p' \in [1, n_p - 1]$ 
8:      $|\tilde{\psi}^{B^1 B^2 \dots B^n}\rangle \leftarrow \sum D_{l_1 l_2 \dots l_n} |\tilde{\psi}^{B^1 B^2 \dots B^n}\rangle_{p'}$ 
9:   else
10:    MPI receive  $\{|\psi^{B^1 B^2 \dots B^n}\rangle\}_{p'}$ 
11:     $\{|\tilde{\psi}^{B^1 B^2 \dots B^n}\rangle\}_{p'} \leftarrow \text{ACTION\_SMOLYAK\_BASIS}(\hat{O}, \{|\psi^{B^1 B^2 \dots B^n}\rangle\}_{p'}, i_{1_{p'}}^{st}, i_{2_{p'}}^{st})$ 
12:    MPI send  $\{|\tilde{\psi}^{B^1 B^2 \dots B^n}\rangle\}_{p'}$  to master processor.
13:  end if
14:  return  $|\tilde{\psi}^{B^1 B^2 \dots B^n}\rangle$ 
15: end procedure

16: procedure ACTION_SMOLYAK_BASIS( $\hat{O}$ ,  $\{|\psi^{B^1 B^2 \dots B^n}\rangle\}_p$ ,  $i_1^{st}$ ,  $i_2^{st}$ )
17:  for  $i^{st}=i_1^{st}, i_2^{st}$  do
18:     $\{l_1 l_2 \dots l_n\} \leftarrow i^{st}$ 
19:     $|\psi^{B^1 B^2 \dots B^n}\rangle \leftarrow \{|\psi^{B^1 B^2 \dots B^n}\rangle\}_p$ 
20:     $|\psi^{G^1 G^2 \dots G^n}\rangle \leftarrow |\psi^{B^1 B^2 \dots B^n}\rangle$ 
21:     $|\tilde{\psi}^{G^1 G^2 \dots G^n}\rangle = \hat{O} |\psi^{G^1 G^2 \dots G^n}\rangle$ 
22:     $|\tilde{\psi}^{B^1 B^2 \dots B^n}\rangle \leftarrow |\tilde{\psi}^{G^1 G^2 \dots G^n}\rangle$ 
23:     $\{|\tilde{\psi}^{B^1 B^2 \dots B^n}\rangle\}_p \leftarrow |\tilde{\psi}^{B^1 B^2 \dots B^n}\rangle$ 
24:  end for
25:  return  $\{|\tilde{\psi}^{B^1 B^2 \dots B^n}\rangle\}_p$ 
26: end procedure

```

coarse flowchart of ELVIBROT-MPI is shown in Fig.5. The simulation is initialized with the physical constants and coordinates. Then the basis and operators are built according to the system considered. We apply the curvilinear coordinates for the simulation, of which the kinetic operator are obtained by TNUM-TANA package [17]. A full manual of TNUM-TANA is included in the code package. The follow on memory check will decide the MPI scheme chosen for the simulation if it is not specified in the input parameters. The strategy is as follows. Scheme 1 will be the first choice when there is enough memory assigned to each processor. Otherwise, we choose scheme 2 or 3 depends on the cluster nodes available for the simulation. Scheme 2 provides further options to save memory. The calculation and assignment of the mapping table are then decided according to the chosen scheme. The program will when direct to the time-independent or -dependent simulation using the chosen operator action scheme. The main method employed for converging the quantum states of the system is the

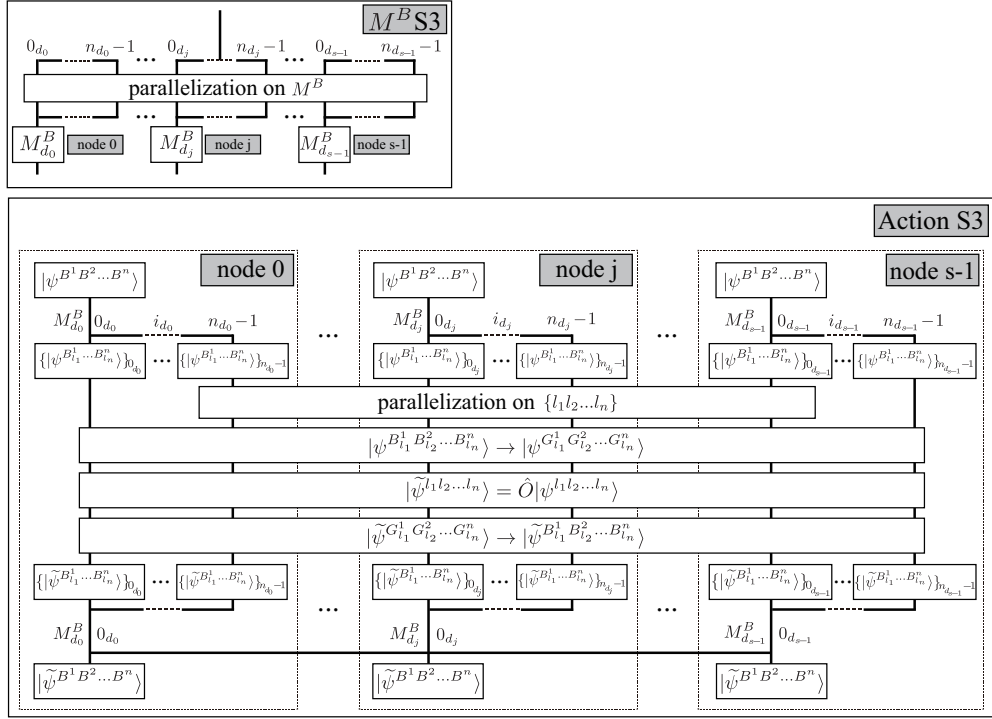


Figure 4: Same as Fig.2 but for scheme 3.

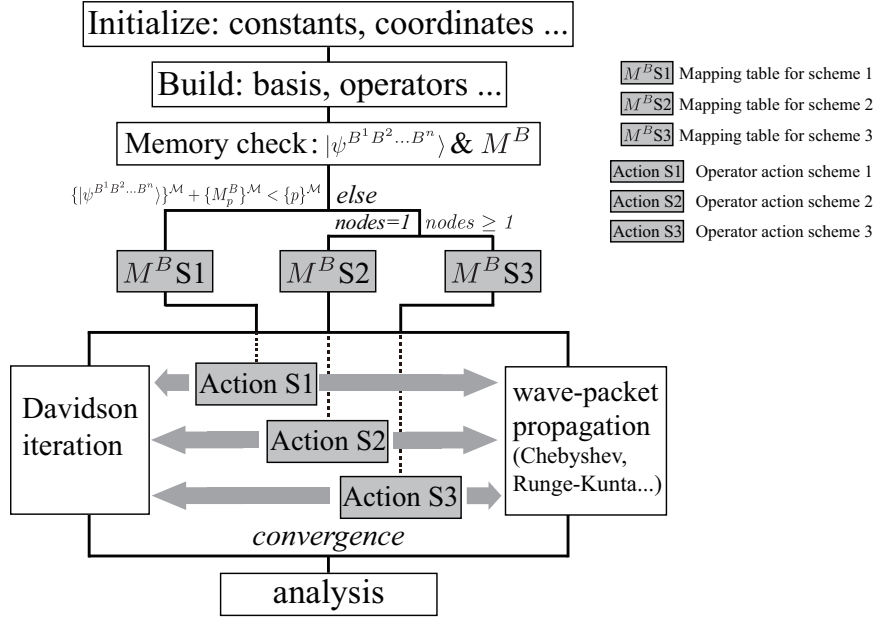


Figure 5: The main flowchart of the code. See the main text for more details of the notations.

Davidson method, while the available methods for wave-packet propagation includes the Chebyshev method, the n-order Runge-Kunta method, the n-order Taylor expansion method, the short iterative Lanczos method, and the Bulirsch-Stoer method, etc. The analysis is performed afterwards.

4. Code usage

A ELVIBROT manual for a quick start of the program is prepared in the code package. It consists of a brief introduction of the program, the main input parameters, the installation, running of the code, and typical examples.

4.1. Parameters

ELVIBROT provides a highly customized simulation for different molecules with a series of parameters. The input parameters for the code takes the form of the “namelist” in Fortran. It contains four main parts as follows.

SYSTEM and CONSTANTS define general parameters for parallelization, printing levels, energy unit, physical constants, etc. The available namelist includes:

```
1 &system, &constantes
```

COORDINATES defines the curvilinear coordinates, the coordinates transformations and some aspects of the physical models (e.g. constraints). This section is a part of TNUM, see TNUM-TANA manual for details. The available namelist includes:

```
1 &variables, &coord_transfo, &minimum
```

OPERATORS and BASIS SETS defines parameters of scalar operators (e.g. potential, dipole moments) and the contracted active and inactive basis sets. The available namelist includes:

```
1 &basisD, &inactive, &active
```

ANALYSIS defines parameters for time-dependent (including optimal control) or -independent calculations, intensities. The available namelist includes:

```
1 &analyse, &davidson, &propa
```

For more details, see the ELVIBROT quick manual.

4.2. Installation

The program could be run on general Linux and OS X platform. It could be compiled with *gfortran*, *ifort*, and *pgf90*. It supports to run with openMP when compiled with *gfortran* or *ifort*. To run with MPI, we should compile it with *mpifort*, which requires the installation of openMPI (V2.0 & above).

To compile the program, we need to modify the “makefile”. There are several options. The main ones are as follows.

F90: default **gfortran**; the compiler to use. Options includes ifort, pgf90 and mpifort.

OPT: default **1**; the compiler optimization. **0** and **1** denotes turn-off or on the optimization, respectively.

OMP: compilation with (1) or without (0) OpenMP. It will be automatically disabled when using compiler *mpifort*.

INT: default 4; this enables to change the integer kind during the compilation to a “long integer” (INT=8). This is useful for large calculations with Smolyak method. To run with MPI, the openMPI should be compiled with the same “integer” accordingly.

LAPACK: default 1 (with LAPACK); when *LAPACK=1*, it enables the use of BLAS and LAPACK libraries. Otherwise (*LAPACK=0*), they are disabled.

Once compiled with “make”, we could use “make UT” and “make clean_UT” to perform a unit test or clean the test results, respectively. We can also run MPI examples with “make example” and clean the examples with “make clean_example”. The examples include the simulation of the pyrazine model [33] with 12 or 24 degrees of freedom for the time-dependent propagation, the malonaldehyde with 21 degrees of freedom and the Henon-Heiles model with 6 degrees of freedom for the time-independent vibrational spectra calculation. Each example is set to test for different MPI schemes.

4.3. Run program

To run the program, we should have the system information prepared (e.g. the coordinates, potential energy surface, etc.). The namelist could be directly a shell input, for instance,

```
1 $ vib << ** > output
2 &system ... /
3 &constantes ... /
4 ... ..
5 **
```

or prepared in a file named “namelist” as

```
1 &system ... /
2 &constantes ... /
3 ... ..
```

and run with

```
1 $ vib > output
```

where “vib” is the compiled executable file. To run with MPI, the second way is mandatory:

```
1 $ mpirun -np number_of_processors vib > output
```

Moreover, we can use

```
1 $ mpirun -np number_of_processors MPI_output_control vib >
   output
```

to further control the output of different processors with the file “MPI_output_control”, which is involved in the examples for MPI simulation.

4.4. Example

Here we provide an example for the calculation of the 28 lower eigen-states of 6D Henon-Heiles Hamiltonian with MPI:

$$H = \frac{1}{2} \sum_{\kappa=1}^f \left(-\frac{\partial^2}{\partial q_{\kappa}^2} + q_{\kappa}^2 \right) + \lambda \sum_{\kappa=1}^{f-1} \left(q_{\kappa}^2 q_{\kappa+1} - \frac{1}{3} q_{\kappa+1}^3 \right), \quad (f = 6) \quad (18)$$

It can be found in the examples provided for the program test. First, we prepare a bash file “shell_run” as:

```
1 #!/bin/bash
2 ## set up environment
3 num_cores=$1      ## number of parallelization processors
4 DIR_vib=$(directory_to_vib).
5 here='pwd'
6
7 ## "sub_system_HenonHeiles.f": file provides potentials and
8   dipolar matrices used for Henon-Heiles Hamiltonian
9 cp sub_system_HenonHeiles.f $DIR_vib/sub_pot/sub_system.f
10 cd $DIR_vib
11 make      ## compile program with "sub_system_HenonHeiles.f"
12
13 ## set up parameters
14 L=$2      ## parameters for Smolyak algorithm
15 LB=$L
16 LG=$L
17 B=2
18 nb_ana=28      ## number of target levels
19 dav=$3      ## if using Davidson iteration
20 name_WP=$here/file_WPspectral ## wave function output name
21 ## create namelist file, see manual for the details of
22   parameters
23 cat > namelist << EOF
24 &system EVR=t MPI_scheme=3 /
25 &constantes ene_unit='au' /
26 &variables nrho=2 Without_Rot=t Centered_ON_CoM=f Gcte=t
27   nb_Qtransfo=2 /
28 &Coord_transfo name_transfo='zmat' nat=5 /
29 X
30 X 1
31 X 1 2
32 1. 0 0 0
33 1. 0 0 0
34 &Coord_transfo name_transfo='active' /
```

```

33 0 0 0 1 1 1 1 1 1
34 &minimum pot0=0.d0 nb_scalar_Op=0 read_Qsym0=t unit='bohr' /
35 1.
36 1.
37 1.57
38 0
39 0
40 0
41 0
42 0
43 0
44 &basis_nD nb_basis=6 name="direct_prod" L_SparseBasis=$LB
    L_SparseGrid=$LG SparseGrid_type=4 /
45 &basis_nD iQdyn=4 name="Hm" Q0=0. scaleQ=1. L_TO_nq_A=1
    L_TO_nq_B=$B /
46 &basis_nD iQdyn=5 name="Hm" Q0=0. scaleQ=1. L_TO_nq_A=1
    L_TO_nq_B=$B /
47 &basis_nD iQdyn=6 name="Hm" Q0=0. scaleQ=1. L_TO_nq_A=1
    L_TO_nq_B=$B /
48 &basis_nD iQdyn=7 name="Hm" Q0=0. scaleQ=1. L_TO_nq_A=1
    L_TO_nq_B=$B /
49 &basis_nD iQdyn=8 name="Hm" Q0=0. scaleQ=1. L_TO_nq_A=1
    L_TO_nq_B=$B /
50 &basis_nD iQdyn=9 name="Hm" Q0=0. scaleQ=1. L_TO_nq_A=1
    L_TO_nq_B=$B /
51 &inactives /
52 &actives test=f direct=4 direct_KE0=t Save_MemGrid=t
    direct_ScalOp=t /
53 &analyse max_ana=$nb_ana max_ene=7. 'au'
54     name_file_spectralWP='$name_WP' davidson=$dav /
55 &davidson nb_WP=$nb_ana max_it=200 max_WP=5000 num_resetH=10
56     lower_states=t conv_resi=0.0005 'au' conv_ene=0.0001
    'au'
57     read_WP=t name_file_readWP='$name_WP' NewVec_type=4
    /
58 EOF
59
60 ## run program
61 mpirun -np $num_cores $here/MPI_output_control $DIR_vib/vib.
    exe > $here/output"_"$num_cores"MPIcores"
62
63 echo 'script finished'
    Assuming we have 4 processors, by running
1 ./shell_run 4 2 f

```

we could obtain a guess of the wave function by a direct diagonalization at low L . Then we can run formally with Davidson iteration by

```
1 ./shell_run 4 5 t
```

to obtain the target states. The obtained energy levels could be find under keywords “Energy level” in the output file.

5. Results

We first present a benchmark comparison of direct-product scheme and ELVIBROT-MPI for the propagation of Gaussian-packet in a quadratic potential. The initial Gaussian-packet is properly located to ensure it is covered by Smolayk basis. This case can also be found in the program package. In Fig.6 we show the autocorrelation of the propagation up to 50 fs for the system of 8 or 10 degrees of freedom as indicated. There is already very good agreement at $L=4$ and $L=6$ for 8 and 10 degrees of freedom system, respectively. The simulation time for 10 degrees of freedom at $L=6$ is around 10 min with 12 processors using ELVIBROT-MPI, which for direct-product scheme takes more than 65 hours.

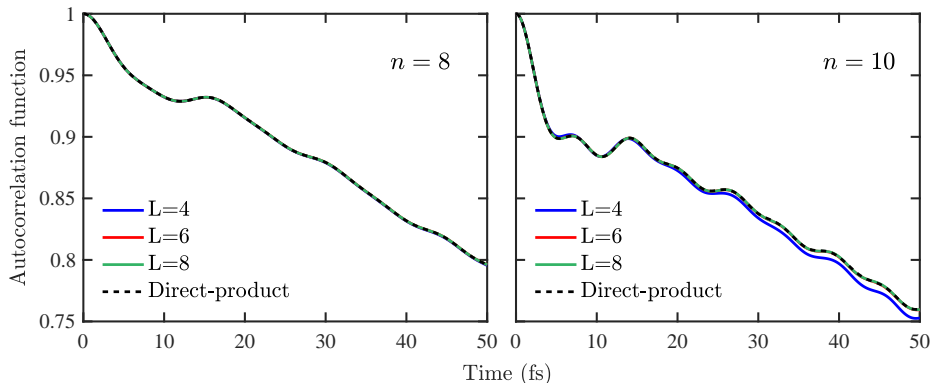


Figure 6: The autocorrelation of the propagation of a Gaussian-packet in a quadratic potential obtained at different L using ELVIBROT-MPI. The simulation is performed for system of 8 or 10 degrees of freedom as indicated in the panels. The result is compared with that of direct-product scheme.

Furthermore, we perform an efficiency test for ELVIBROT-MPI using the propagation of Pyrazine vibronic model (12 degrees of freedom) [33]:

$$H = \begin{pmatrix} -\Delta & 0 \\ 0 & \Delta \end{pmatrix} + I \sum_{i=1}^n \frac{\omega_i}{2} (\mathbf{p}_i^2 + Q_i^2) + \begin{pmatrix} 0 & \lambda Q_1 \\ \lambda Q_1 & 0 \end{pmatrix} + \sum_{i=2}^n \begin{pmatrix} k_i^1 & 0 \\ 0 & k_i^2 \end{pmatrix} Q_i. \quad (19)$$

The setup of the simulation could be found in the examples in the code package. The initial wave-packet is chosen as the first vibrational state of the model and propagates for 100 fs with the Chebyshev method in a time step $\Delta t = 0.1$ fs. The simulation is

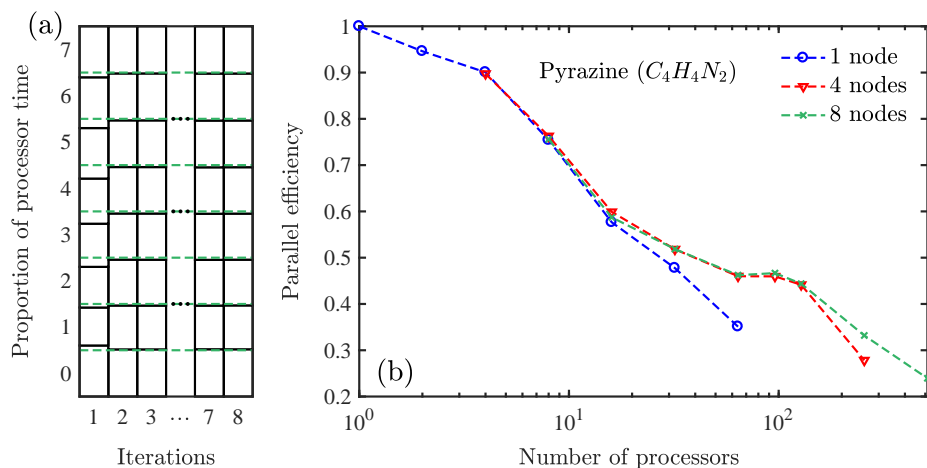


Figure 7: A test with the simulation of Pyrazine (12 degrees of freedom) using ELVIBROT-MPI. Panel (a) shows the auto-balance of Smolyak terms on 8 different processors in scheme 2. The green dashed lines mark each 1/8 proportion; Panel (b) presents the parallel efficiency of the simulation on 1, 4, or 8 nodes.

performed with 1, 4, or 8 nodes to test the improvement as shown in Fig.7. In panel (a) we present the auto-balance of Smolyak terms distributed to 8 processors during 8 iterations in scheme 2. The works on different processors are well-balanced after the first iteration. In Panel (b) we show the efficiency of the simulation as a function of available processors when different numbers of nodes (1, 4, or 8) get involved. Due to the relatively large MPI communications, the improvement is good. Moreover, when more nodes are available, the speedup would be even better, though the relatively poor communication between nodes. It comes from the reduction of mapping table size on each node as shown in the right panels of Fig.5 and the increasing of available memory.

6. Conclusion

In a summary, we introduced a parallelized quantum dynamics simulation package ELVIBROT-MPI. The program feathers the MPI implementation of Smolyak method to adapt the requirement of different machine. It shows a good MPI parallelization efficiency. ELVIBROT-MPI makes possible the simulation of general molecules up to a few tens degrees of freedom without the limitation of the Hamiltonian. A wide variety of parameters is provided, allowing a high flexibility setup of the simulation to adapt to different problems. Typically, it is applied for the calculation of vibrational levels, intensities for floppy molecular systems, the wave-packet propagation, and the quantum gate, etc.

Acknowledgments

A.C. gratefully acknowledges the funding support from E-CAM European Centre of Excellence, European Union’s Horizon 2020 research and innovation program under Grant No. 676531. We acknowledge the computation resource of the *styx* in Institut de Chimie Physique, Université Paris-Saclay, and the *JUWELS* in Jülich Supercomputing Centre provided by Dr. Alan O’Cais in E-CAM.

References

- [1] G. Avila and T. Carrington. Nonproduct quadrature grids for solving the vibrational Schrödinger equation. *J. Chem. Phys.*, 131(17):174103, 2009.
- [2] G. Avila and T. Carrington. Using nonproduct quadrature grids to solve the vibrational Schrödinger equation in 12D. *J. Chem. Phys.*, 134(5):054126, 2011.
- [3] G. Avila and T. Carrington. A multi-dimensional Smolyak collocation method in curvilinear coordinates for computing vibrational spectra. *J. Chem. Phys.*, 143(21):214108, 2015.
- [4] M. Beck, A. Jäckle, G. Worth, and H.-D. Meyer. The multiconfiguration time-dependent hartree (MCTDH) method: a highly efficient algorithm for propagating wavepackets. *Physics Reports*, 324(1):1 – 105, 2000.
- [5] D. M. Benoit. Efficient correlation-corrected vibrational self-consistent field computation of oh-stretch frequencies using a low-scaling algorithm. *J. Chem. Phys.*, 125(24):244110, 2006.
- [6] J. Beutier, D. Borgis, R. Vuilleumier, and S. Bonella. Computing thermal wigner densities with the phase integration method. *J. Chem. Phys.*, 141(8):084102, 2014.
- [7] H.-J. Bungartz and M. Griebel. Sparse grids. *Acta Numerica*, 13:147–269, 2004.
- [8] O. Christiansen. Vibrational structure theory: new vibrational wave function methods for calculation of anharmonic vibrational energies and vibrational contributions to molecular properties. *Phys. Chem. Chem. Phys.*, 9:2942–2953, 2007.
- [9] D. C. Clary. Torsional diffusion monte carlo: A method for quantum simulations of proteins. *J. Chem. Phys.*, 114(22):9725–9732, 2001.
- [10] B. F. E. Curchod and T. J. Martínez. Ab initio nonadiabatic quantum molecular dynamics. *Chemical Reviews*, 118(7):3305–3336, 04 2018.
- [11] R. P. Feynman. Space-time approach to non-relativistic quantum mechanics. *Rev. Mod. Phys.*, 20:367–387, Apr 1948.

- [12] L. González and R. Lindh. *Quantum Chemistry and Dynamics of Excited States: Methods and Applications*. John Wiley & Sons, 2020.
- [13] V. Gradinaru. Strang splitting for the time-dependent Schrödinger equation on sparse grids. *SIAM Journal on Numerical Analysis*, 46(1):103–123, 2008.
- [14] I. Kosztin, B. Faber, and K. Schulten. Introduction to the diffusion monte carlo method. *American Journal of Physics*, 64(5):633–644, 1996.
- [15] C. Lasser and C. Lubich. Computing quantum dynamics in the semiclassical regime. *Acta Numerica*, 29:229–401, 2020.
- [16] D. Lauvergnat, P. Felker, Y. Scribano, D. M. Benoit, and Z. Bačić. H₂, HD, and D₂ in the small cage of structure II clathrate hydrate: Vibrational frequency shifts from fully coupled quantum six-dimensional calculations of the vibration-translation-rotation eigenstates. *J. Chem. Phys.*, 150(15):154303, 2019.
- [17] D. Lauvergnat and A. Nauts. Exact numerical computation of a kinetic energy operator in curvilinear coordinates. *J. Chem. Phys.*, 116(19):8560–8570, 2002.
- [18] D. Lauvergnat and A. Nauts. Torsional energy levels of nitric acid in reduced and full dimensionality with ElVibRot and Tnum. *Phys. Chem. Chem. Phys.*, 12:8405–8412, 2010.
- [19] D. Lauvergnat and A. Nauts. Quantum dynamics with sparse grids: A combination of Smolyak scheme and cubature. application to methanol in full dimensionality. *Spectrochimica Acta Part A: Molecular and Biomolecular Spectroscopy*, 119:18 – 25, 2014. *Frontiers in molecular vibrational calculations and computational spectroscopy*.
- [20] E. A. McCullough and R. E. Wyatt. Quantum dynamics of the collinear (H, H₂) reaction. *J. Chem. Phys.*, 51(3):1253–1254, 1969.
- [21] H.-D. Meyer, F. Gatti, and G. A. Worth. *Introduction*, chapter 1, pages 1–7. John Wiley & Sons, Ltd, 2009.
- [22] A. Nauts and D. Lauvergnat. Numerical on-the-fly implementation of the action of the kinetic energy operator on a vibrational wave function: application to methanol. *Molecular Physics*, 116(23-24):3701–3709, 2018.
- [23] E. Novak and K. Ritter. High dimensional integration of smooth functions over cubes. *Numerische Mathematik*, 75(1):79–97, 1996.
- [24] K. Petras. Smolyak cubature of given polynomial degree with few nodes for increasing dimension. *Numerische Mathematik*, 93(4):729–753, 2003.

- [25] A. Powers, Y. Scribano, D. Lauvergnat, E. Mebe, D. M. Benoit, and Z. Bačić. The effect of the condensed-phase environment on the vibrational frequency shift of a hydrogen molecule inside clathrate hydrates. *J. Chem. Phys.*, 148(14):144304, 2018.
- [26] P. J. Reynolds, J. Tobochnik, and H. Gould. Diffusion quantum monte carlo. *Computers in Physics*, 4(6):662–668, 1990.
- [27] J. I. Rodríguez, D. C. Thompson, J. S. M. Anderson, J. W. Thomson, and P. W. Ayers. A physically motivated sparse cubature scheme with applications to molecular density-functional theory. *Journal of Physics A: Mathematical and Theoretical*, 41(36):365202, jul 2008.
- [28] J. I. Rodríguez, D. C. Thompson, P. W. Ayers, and A. M. Köster. Numerical integration of exchange-correlation energies and potentials using transformed sparse grids. *J. Chem. Phys.*, 128(22):224103, 2008.
- [29] S. A. Smolyak. Quadrature and interpolation formulas for tensor products of certain classes of functions. *Dokl. Akad. Nauk SSSR*, 148(5):1042–1045, 1963.
- [30] M. A. Suhm and R. O. Watts. Quantum Monte Carlo studies of vibrational states in molecules and clusters. *Physics Reports*, 204(4):293 – 329, 1991.
- [31] J. Toulouse, R. Assaraf, and C. J. Umrigar. Chapter fifteen - introduction to the variational and diffusion monte carlo methods. In P. E. Hoggan and T. Ozdogan, editors, *Electron Correlation in Molecules – ab initio Beyond Gaussian Quantum Chemistry*, volume 73 of *Advances in Quantum Chemistry*, pages 285 – 314. Academic Press, 2016.
- [32] J. C. Tully. Perspective: Nonadiabatic dynamics theory. *J. Chem. Phys.*, 137(22):22A301, 2012.
- [33] G. A. Worth, H.-D. Meyer, and L. S. Cederbaum. Relaxation of a system with a conical intersection coupled to a bath: A benchmark 24-dimensional wave packet study treating the environment explicitly. *The Journal of Chemical Physics*, 109(9):3518–3529, 1998.