

The length spectrum of holomorphic quadratic differential metrics

Shi, Jiajun

Born 28st July 1996 in Shandong, China

23rd November 2021

Master's Thesis Mathematics

Advisor: Prof. Dr. Ursula Hamenstaedt

Second Advisor: Dr. Elia Fioravanti

MATHEMATISCHES INSTITUT

MATHEMATISCH-NATURWISSENSCHAFTLICHE FAKULTÄT DER
RHEINISCHEN FRIEDRICH-WILHELMS-UNIVERSITÄT BONN

Abstract

In this paper we prove that on a closed oriented surface, flat metrics determined by holomorphic quadratic differentials can be distinguished from other flat cone metrics by the length spectrum.

0 Introduction

Let S be a fixed closed oriented surface of genus at least 2 and $\mathcal{M}(S)$ the set of non-positively curved metrics on S up to isometry isotopic to identity. Let $\mathcal{C}(S)$ be the set of isotopy classes of closed curves in S . The *marked length spectrum* of a metric $m \in \mathcal{M}(S)$ is defined to be a functional on $\mathcal{C}(S)$, which maps each $\alpha \in \mathcal{C}(S)$ to the length of the unique geodesic representative in the isotopy class of α . In other words, let $\mathbb{R}^{\mathcal{C}(S)}$ denote the space of functionals on $\mathcal{C}(S)$, then there is a map:

$$\mathcal{L} : \mathcal{M}(S) \rightarrow \mathbb{R}^{\mathcal{C}(S)}$$

If \mathcal{L} is injective on some subset $\Lambda \subset \mathcal{M}(S)$, then Λ is said to be *spectrally rigid*. That means that for a spectrally rigid set, all the geometry information up to isometry is contained in the length of closed curves.

By Bonahon [3] and Otal [7], the length spectrum uniquely determines a measure-theoretic object called *Liouville current*, which is important machinery for the study of spectral rigidity. Anja Bankovic and Christopher J. Leininger adapted this method and used a geometric object called *chain* to prove the spectral rigidity for the space of flat cone metrics in [2]. In this paper, we apply the chain method and prove the following result (theorem 4.1):

Let (S, σ) be a closed oriented flat cone surface of genus at least 2. If its Liouville current is integral, simple and recurrent, then σ comes from a holomorphic quadratic differential.

Unless otherwise specified, all surfaces discussed in this paper will be closed, oriented and of genus at least 2. The paper is organized as follows. Section 1 outlines the basic properties of flat cone metric and quadratic differential. We use the angle and holonomy condition to distinguish quadratic differential metrics. In section 2, we use the chain method of [2] to compute the cone angle of a flat cone metric. In section 3, we prove the existence of a dense flat geodesic for simple and recurrent Liouville current. The proof relies on the relations between lamination and foliation, which involves both flat metrics and hyperbolic metrics on a surface. Finally, section 4 presents the determination of the holonomy condition using a dense flat geodesic.

Acknowledgments

I would like to express my gratitude to my supervisor, Professor Ursula Hamenstaedt. It would be impossible to complete the thesis without her guidance and help. Throughout

this project, she patiently answered my questions and inspired me with novel ideas. She could always guide me to find rich mathematics inside basic problems. I benefit greatly from her supervision.

I would also like to thank my friends, Mingyu Ni and Zekun Ji. Their companionship helps me a lot, especially during the tough times.

Finally, I want to express my appreciation to my parents. They encourage me to continue studying mathematics and help me as much as they can. I feel deepest thankfulness for their support.

Contents

0	Introduction	1
1	Preliminary	4
1.1	Flat cone metric	4
1.2	Holomorphic quadratic differential	9
2	Chains of a Liouville current	11
2.1	Liouville current	11
2.2	Chains and cone points	12
2.3	Detect approachable chains	14
3	Lamination and flat cone metric	16
3.1	Lamination	16
3.2	From flat geodesics to lamination	17
3.3	Simpleness and recurrence	18
3.4	Existence of a dense flat geodesic	20
4	Chains and holonomy	22

1 Preliminary

1.1 Flat cone metric

A *Euclidean cone* is obtained by gluing in a cyclic pattern a finite number of sectors in the Euclidean plane and the vertices are glued together. The equivalence class of vertices is called the cone point. The cone angle of a Euclidean cone is the sum of the angles of the sectors. If the cone angle is 2π , then the cone is just a local Euclidean plane.

A closed oriented surface (S, g) is called a *flat cone surface* if

- (1) every point $p \in S$ has a neighborhood which is isometric to a neighborhood of the cone point of a Euclidean cone with cone angle $\theta(p)$.
- (2) $\theta(p) = 2\pi$ for all but finitely many points.

A point $p \in S$ is called a *cone point* or *singular point* if $\theta(p) \neq 2\pi$. By definition, cone points form a discrete subset of S .

A flat cone metric is nonpositively curved if and only if $\theta(p) \geq 2\pi$ for all $p \in S$, see [1, §1.1], or [4, Theorem II.5.2]. To simplify the notation, we will just call such nonpositively curved metric *flat cone metric*.

Given a flat cone metric σ , a *geodesic* is a curve locally realizing the minimal distance. It's usually easier to study geodesics in the universal covering. Since S is nonpositively curved, its universal cover \tilde{S} is homeomorphic to \mathbb{R}^2 by Hadamard-Cartan theorem. The natural metric on \tilde{S} is still denoted by σ . Notice that there are only countably many cone points in \tilde{S} .

Take a geodesic γ and a point $p \in \gamma$. If p is a nonsingular point, then it has an Euclidean neighborhood and γ is exactly a straight line under this Euclidean coordinate. If p is a cone point, γ can be regarded as two straight lines emanating from p , and these two lines make two angles at the cone point. Both angles are no smaller than π because a geodesic realizes the local minimal distance. A geodesic is called *nonsingular* if it contains no cone points. A geodesic segment is called a *saddle connection* if it connects two cone points and contains no other cone points in the interior.

Let $\mathcal{G}(\sigma)$ denote the set of geodesics in \tilde{S} equipped with the compact-open topology. Let S_∞^1 be the horoboundary of the universal cover \tilde{S} , $\Delta \subset S_\infty^1 \times S_\infty^1$ be the diagonal subset, and $\mathcal{G}(\tilde{S}) = (S_\infty^1 \times S_\infty^1 \setminus \Delta)/(x, y) \sim (y, x)$, i.e., unordered pair of endpoints. There is a natural continuous map

$$\partial : \mathcal{G}(\sigma) \rightarrow \mathcal{G}(\tilde{S})$$

which sends a geodesic to its endpoints.

Lemma 1.1. *For a flat cone surface (S, σ) , the map ∂ is a closed surjective map.*

Proof. For surjectivity, see [4, Theorem II.9.33]. To prove this map is closed, we need to show that for a sequence of geodesics $\{\gamma_n\}$ in $\mathcal{G}(\sigma)$ whose endpoints converge to some

$\{x, y\}$, there exist a subsequence of $\{\gamma_n\}$ converging to a geodesic with endpoints $\{x, y\}$. Since the endpoints of γ_n converges, all γ_n will pass through a common compact ball in \tilde{S} , see [1, §4.14]. Thus we can apply Arzela-Ascoli theorem and find a subsequence of $\{\gamma_n\}$ converging to a geodesic segment δ in this compact ball. If δ could be extended to a nonsingular geodesic γ , we are done. Otherwise, suppose δ meets a cone point. Take another compact ball containing this cone point and apply Arzela-Ascoli theorem again to find a subsequence of the previous subsequence, whose limit is an extension of δ . Since there are only countably many cone points, we could use the diagonal method and find a subsequence converging to a geodesic $\gamma \supset \delta$. The continuity of ∂ implies that the endpoints of γ are exactly $\{x, y\}$. \square

For a hyperbolic metric, there is a unique geodesic connecting a pair of endpoints, so the map ∂ is a homeomorphism. But it's not true for a flat cone metric because it's not injective anymore. In the following, we will discuss when two geodesic rays are asymptotic, i.e., limit to the same endpoint.

Take two asymptotic rays $\alpha_1, \alpha_2 : [0, \infty) \rightarrow \tilde{S}$ with parameter t . They could not transversely intersect because the distance function in CAT(0) space is convex. Either there is no intersection, or they pass through the same cone point and share a common subray afterwards. In the latter case, these two rays are called *cone-asymptotic*.

Suppose α_1, α_2 are not cone-asymptotic. Draw two geodesic segments between them which enclose a polygon together with α_1, α_2 . Move the geodesic segment along α_1, α_2 , then the change of the polygon will reflect the property of two geodesic rays when $t \rightarrow \infty$. The following lemma says that for sufficiently large t , the geodesic segment could be chosen to be orthogonal to α_2 .

Lemma 1.2. *There exists a constant $M > 0$ such that for almost all $t > M$, there exists a geodesic segment β_t orthogonal to α_2 at $\alpha_2(t)$, which contains no cone point and joins $\alpha_2(t)$ and one point in α_1 .*

Proof. Since there are only countably many cone points, such orthogonal geodesics β_t with no cone point exists for almost all t . The remaining problem is to show that β_t intersects α_1 for sufficiently large t .

We can extend β_t to a complete geodesic, which is still denoted by β_t . We claim that they are disjoint geodesics. Otherwise, suppose β_t intersects β_s for some $s \neq t$, then β_s, β_t and α_2 enclose a triangle with three angles $\frac{\pi}{2}, \frac{\pi}{2}$ and some $\theta \in (0, \pi)$. Double this triangle and glue them along corresponding edges and vertices, we get a flat cone surface homeomorphic to a sphere. Besides the original cone points in α_2 and the triangle, three vertices become new cone points in the constructed surface, with cone angle π, π and 2θ . A cone point of cone angle δ contributes a concentrated curvature $2\pi - \delta$. For cone points in the interior of the triangle, they contribute negative curvature. For cone points in α_2 , we only count the angle inside the triangle, which is no smaller than π . Double this

angle, we know that cone points in α_2 give nonpositive curvature. Apply Gauss-Bonnet theorem, $\theta \leq 0$, which is a contradiction.

Denote the endpoints of β_t by a_t, b_t and suppose that as t becomes larger, a_t moves clockwise and b_t moves counterclockwise. See figure 1.

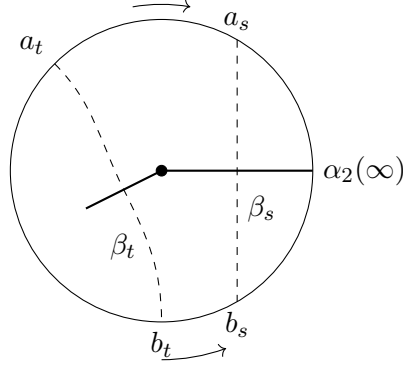


Figure 1: Orthogonal geodesics β_t and endpoints

By construction, as $t \rightarrow \infty$, a_t cannot pass through $\alpha_2(\infty)$, thus there is a limit point a . Similarly, there is also a limit point b of b_t . Note that $\alpha_2(\infty) \in [b, a]$ because $\alpha_2(\infty) \in [b_t, a_t]$ for all t .

We claim that $a = b = \alpha_2(\infty)$. Otherwise, $a \neq b$ and since the endpoints of β_t converge to different points, they will pass through a common compact subset of \tilde{S} as in the proof of lemma 1.1. In particular, $(\bigcup_t \beta_t) \cap \alpha_2$ is a subset of a compact set in α_2 , which contradicts the construction of β_t .

Now we could consider the geodesic ray α_1 . It can be extended to a complete geodesic, which is still denoted by α_1 , with endpoints $\alpha_1(+\infty) = \alpha_2(\infty)$, $\alpha_1(-\infty) \neq \alpha_2(\infty)$. Since $\alpha_2(\infty)$ is uniquely determined by the endpoints of β_t , there exists a constant $M > 0$ such that $\forall t > M$, $\alpha_1(+\infty) \in (b_t, a_t)$ and $\alpha_1(-\infty) \notin (b_t, a_t)$. We could take a larger M if necessary and assume that $\alpha_1(-\infty) \notin [b_t, a_t]$. Then $\alpha_1(\pm\infty)$ lie in different components of $S_\infty^1 \setminus \{a_t, b_t\}$. Thus β_t must intersect α_1 for almost all $t > M$. \square

Lemma 1.3. *There are three ways where two geodesic rays α_1, α_2 in \tilde{S} can be asymptotic:*

- (1) α_1 and α_2 are cone-asymptotic.
- (2) α_1 and α_2 bound a flat half strip.
- (3) One ray approaches the other by connecting infinitely many cone points.

Proof. We only need to classify the case where two rays are not cone-asymptotic. Suppose α_2 is parametrized by $t \in [0, +\infty)$. Construct geodesic segments β_t as in lemma 1.2. By taking subrays of α_2 , we may assume that β_t is defined for almost all t . Let θ_t

be the angle formed by β_t and α_1 . If $\theta_t < \frac{\pi}{2}$ for some t , then α_1 and α_2 will be separated and cannot limit to the same endpoint. If $\theta_t = \frac{\pi}{2}$ for some t , then there must be no cone points in the following region and two rays bound a flat half strip, otherwise two rays would be separated by the cone point.

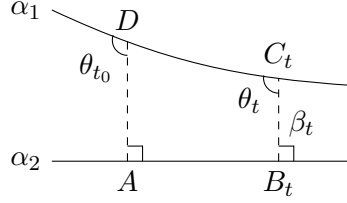


Figure 2: Two asymptotic rays and θ_t

Now we consider the remaining case where $\theta_t > \frac{\pi}{2}$ for all t . Fix one β_{t_0} and take a β_t for some $t > t_0$. $\beta_{t_0}, \beta_t, \alpha_1, \alpha_2$ enclose a quadrilateral AB_tC_tD . Double this polygon and glue them along the vertices and edges, we get a flat cone surface Γ_t homeomorphic to a sphere. The cone points consist of the original cone points in the polygon and the vertices A, B_t, C_t, D_t .

Suppose there are only finitely many cone points in α_1 and α_2 . Then we can always replace α_i by subrays and assume there is no cone point in α_i . Denote the cone points in the polygon AB_tC_tD by p_1, \dots, p_{N_t} . Each cone point p_i contributes a concentrated curvature $\kappa_i < 0$. Apply Gauss-Bonnet theorem, we get

$$\theta_t = \theta_{t_0} + \frac{1}{2} \sum_{i=1}^{N_t} \kappa_i$$

Thus θ_t is a nonincreasing step function with respect to t . Note that these cone points in the polygon come from the lift of finitely many cone points in the surface S , so κ_i could only take finitely many values. On the other hand, since α_1 and α_2 are asymptotic and do not intersect, θ_t must converge to $\frac{\pi}{2}$ as $t \rightarrow \infty$, which forces κ_i converges to 0. Thus $\kappa_i = 0$ for almost all i and $\theta_t = \frac{\pi}{2}$ for sufficiently large t , which contradicts the assumption that $\theta_t > \frac{\pi}{2}$ for all t .

Thus there must be infinitely many cone points in at least one of the geodesic rays α_1, α_2 . For a cone point p in the edges of the polygon, it could contribute a curvature arbitrarily close to 0, which makes it possible that θ_t converges to $\frac{\pi}{2}$. \square

Corollary 1.4. *If two geodesics $\gamma_1, \gamma_2 \in \mathcal{G}(\tilde{S})$ limit to the same pair of endpoints, then they must bound a flat strip, which is isometric to $\mathbb{R} \times [a, b]$ for some interval $[a, b]$.*

Proof. Since γ_1 and γ_2 are asymptotic in both directions, it's just the combination of three cases in lemma 1.3. Case (1)-(1) is impossible because there is at most one geodesic

between two cone points. (1)-(2) and (1)-(3) are also not possible because there is a one-to-one correspondence between S_∞^1 and geodesic rays starting from a cone point.

Case (2)-(3) is also not possible. Otherwise, at the end where two rays bound a flat half strip, draw a geodesic segment orthogonal to γ_2 as in the proof of lemma 1.3. Two angles formed by this segment and γ_1 are both $\frac{\pi}{2}$, which forces that γ_1 and γ_2 also bound a flat half strip at the other end.

Similar to case (2)-(3), case (3)-(3) is impossible. Thus these two geodesics must bound a flat strip. \square

Let $\mathcal{G}^0(\sigma) \subset \mathcal{G}(\sigma)$ be the set of nonsingular geodesics, and $\mathcal{G}^*(\sigma) = \overline{\mathcal{G}^0(\sigma)}$. In the following chapters, we will focus on the set $\mathcal{G}^*(\sigma)$. Geodesics in $\mathcal{G}^*(\sigma)$ have a strong restriction as the next proposition shows.

Proposition 1.5. *A geodesic γ is contained in $\mathcal{G}^*(\sigma)$ if and only if*

- (1) γ makes an angle π on one side at each cone point.
- (2) the side where the angle is π switches at most once.

Proof. \Rightarrow : Suppose $\{\gamma_n\}$ is a sequence of nonsingular geodesics approximating γ . Then at each cone point, there is at least one side where there is a subsequence approaching γ . The cone angle at this side is exactly π .

Now suppose the side where the angle is π switches at least twice. Then for sufficiently large n , γ_n crosses γ at least twice, which is impossible for a simply-connected nonpositively curved space.

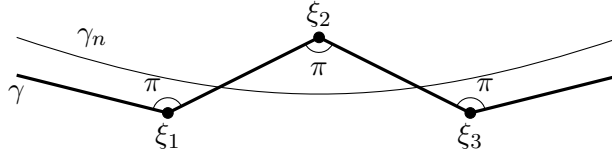


Figure 3: The side where the angle is π switches twice from ξ_1 to ξ_3 .

\Leftarrow : It suffices to construct a sequence of approximating nonsingular geodesics. Consider the two cone points where the angle switching happens, and take the geodesic subarc connecting them (if the switching doesn't happen, just take any geodesic arc). Take a nonsingular point p in this subarc and denote the tangent vector of at p by v . Construct geodesics passing through p by taking vectors in $T_p\tilde{S}$. Since there are only countably many cone points, we can always take a sequence $v_n \in T_p\tilde{S}$ converging to v such that the constructed geodesics are nonsingular. \square

Let $\mathcal{G}^2(\sigma) \subset \mathcal{G}^*(\sigma)$ be the subset of geodesics containing at least two cone points. All such geodesics can be constructed by extending a saddle connection. Given a saddle connection, by proposition 1.5, the constructed geodesic is completely determined by

- (1) the side where the angle is π for cone points in the saddle connection.
- (2) the cone point where the angle switching happens.

Thus we can construct at most countably many such geodesics from a fixed saddle connection. Since there are only countably many saddle connections, we conclude that $\mathcal{G}^2(\sigma)$ contains at most countably many geodesics. Thus, almost all geodesics in $\mathcal{G}^*(\sigma)$ contains at most one cone point.

Define $\mathcal{G}^*(\tilde{S})$ (resp. $\mathcal{G}^2(\tilde{S})$) to be the image of $\mathcal{G}^*(\sigma)$ (resp. $\mathcal{G}^2(\sigma)$) under the map $\partial : \mathcal{G}(\sigma) \rightarrow \mathcal{G}(\tilde{S})$. By the argument above, there are only countably many elements in $\mathcal{G}^2(\tilde{S})$.

1.2 Holomorphic quadratic differential

A *holomorphic quadratic differential* q on a Riemannian surface X is a holomorphic section of $T^*X \otimes T^*X$, where T^*X is the holomorphic cotangent bundle. In a local coordinate z , $q = f(z) dz^2$ for some holomorphic function $f(z)$, see [8, §4.1].

A holomorphic quadratic differential q naturally gives a flat cone metric by constructing standard local coordinates: take a point $p \in X$ and a local coordinate z near p such that $q = f(z) dz^2$ and p corresponds to $z = 0$.

- (1) If $f(0) \neq 0$, then there exists a neighborhood U of 0 such that $f(z) \neq 0$ for all $z \in U$. Integrate one branch of \sqrt{q} , we get a new local coordinate ξ and $q = d\xi^2$. Moreover, for another local coordinate ξ' satisfying $q = d\xi'^2$, $\xi' = \pm\xi + \text{constant}$. Such coordinates lead to a well-defined Euclidean metric because the local metric is preserved by transitions among these charts.
- (2) If $f(0) = 0$ and 0 is of order k , $k \in \mathbb{N}$, then there exists another coordinate w such that $q = w^k dw^2$. Let $\eta = \frac{2}{k+2} w^{\frac{k+2}{2}}$, then $q = d\eta^2$. By tracing the horizontal trajectories, we can see that p is a cone point of cone angle $(k+2)\pi$. See figure 4 for an example.

But conversely, not all flat cone metrics come from a holomorphic quadratic differential. We will use the length spectrum to distinguish such metrics from other flat cone metrics. In this section, we make some preparations and find related conditions of holomorphic quadratic differential metric.

If the cone angles of a flat cone surface are all integer multiples of π , then the *holonomy* of this metric is well-defined up to $\pm\text{Id}$: for nonsingular closed curves, the holonomy is defined in the normal way; for a singular closed curve, we take a sequence of nonsingular closed curves approaching it and use the limit to define the holonomy. Although we could approximate the singular curve from two sides of the cone point, the difference

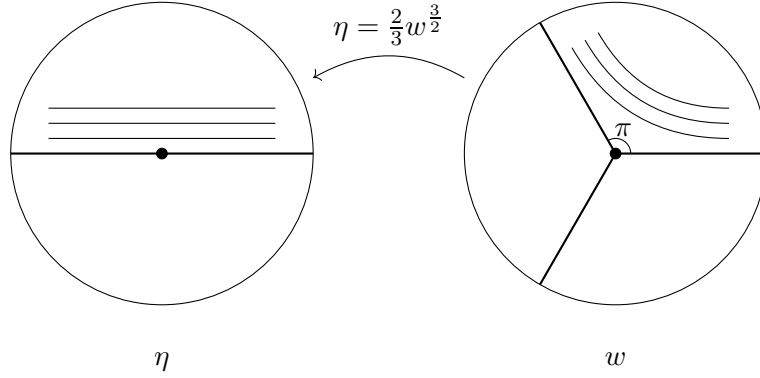


Figure 4: An example for $k = 1$, where the cone angle is 3π .

of two curves at different sides is just a closed curve around this cone point. Since the cone angle is $k\pi, k \in \mathbb{N}$, the holonomy of two curves equals to each other up to $\pm \text{Id}$. Moreover, since the metric is locally flat, the local holonomy group is trivial and the holonomy is invariant under homotopies. Every closed curve is homotopic to a closed geodesic, so we may only focus on the holonomy of closed geodesics.

Theorem 1.6. *A flat cone metric on the surface S comes from a holomorphic quadratic differential if and only if*

- (1) *the cone angle of any cone point is $k\pi, k \in \mathbb{Z}, k \geq 3$.*
- (2) $\text{Hol}(S) = \pm \text{Id}$.

Proof. \Rightarrow : The cone angle is already discussed in the construction of local charts. The holonomy condition follows from the fact that the transition function of charts is $\xi' = \pm \xi + \text{constant}$.

\Leftarrow : Fix one Euclidean chart around a nonsingular point. Construct other Euclidean charts by requiring that the chart transition function is $\xi' = \pm \xi + \text{constant}$. This construction is possible because of the holonomy condition. Moreover, there is a natural local complex structure with coordinate z in each chart. Because of the chart transition function, these charts are compatible and give a complex structure on the surface. By the same reason, we can define a holomorphic quadratic differential form on nonsingular points, whose local form is $q = dz^2$. This quadratic form has a natural extension to cone points: if $\theta(p) = (k+2)\pi$, construct w satisfying $z = \frac{2}{k+2}w^{\frac{k+2}{2}}$, then w gives a coordinate near the cone point p and $q = w^k dw^2$. \square

Now we could focus on these two conditions: the angle condition (1) and the holonomy condition (2). In the following chapters, we will try to determine these two conditions by length spectrum.

2 Chains of a Liouville current

2.1 Liouville current

In this section, we will give a brief introduction to the Liouville current. For more details, see [6, §8.2], [5, §4.2].

A *geodesic current* is defined to be a $\pi_1(S)$ -invariant Radon measure on $\mathcal{G}(\tilde{S})$. For example, given a closed curve γ which is not nullhomotopic, the endpoints of its preimages in \tilde{S} is a discrete, $\pi_1(S)$ -invariant subset of $\mathcal{G}(\tilde{S})$. The counting measure on this set is exactly a geodesic current, which is still denoted by γ .

Liouville current is a special kind of geodesic current depending on the metric, defined in the following way: for a closed surface (S, σ) , consider the punctured subset $\hat{S} = S \setminus \{\text{cone points}\}$, its unit tangent bundle $T^1\hat{S}$ has a volume form $\frac{1}{2}dA d\theta$, where dA is the area form of \hat{S} and $d\theta$ is the angle form on the fibres. Take the interior product of this 3-form with the unit vector field generating the geodesic flow, we get a 2-form which is zero along the geodesics, thus it could be regarded as a measure on the space of geodesics. Now lift to the universal cover \tilde{S} and restrict it to complete flows, we get a $\pi_1(S)$ -invariant measure on $\mathcal{G}^0(\sigma)$. Extend it by zero, we get a measure on the space of geodesics in \tilde{S} , whose support is $\mathcal{G}^*(\sigma)$. Finally, push forward the measure along the closed map $\partial : \mathcal{G}(\sigma) \rightarrow \mathcal{G}(\tilde{S})$, we get a geodesic current L_σ on $\mathcal{G}(\tilde{S})$, which is defined to be the Liouville current for (S, σ) . The support of the Liouville current is $\mathcal{G}^*(\tilde{S})$, the image of $\mathcal{G}^*(\sigma)$ under map ∂ .

Liouville current is closely related to the length spectrum by the following theorem given by Bonahon [3] and Otal [7].

Theorem 2.1. *There exists a symmetric bilinear form i on the space of geodesic currents such that*

- (1) *if α and β are two currents given by simple closed curves, then $i(\alpha, \beta)$ is the geometric intersection number of the curves α and β .*
- (2) *if α is given by a simple closed curve and $\beta = L_\sigma$ is a Liouville current, then $i(\alpha, \beta)$ is the length of the geodesic representative of α in the metric σ .*

Moreover, two currents α and β are the same if and only if $i(\alpha, \gamma) = i(\beta, \gamma)$ for all simple closed curve γ .

Combining the results above, we could conclude that the Liouville current is uniquely determined by the length spectrum. In particular, we can get the information about the support $\mathcal{G}^*(\tilde{S})$ from the length spectrum, which will be helpful to determine the angle condition and holonomy condition.

2.2 Chains and cone points

In this section, we will describe the notion of chains which is related to $\mathcal{G}^*(\tilde{S})$, and use it to study the properties of cone points.

Take two geodesics $\gamma_1, \gamma_2 \in \mathcal{G}(\sigma)$, and denote the endpoints of γ_i by x_i, y_i . We say that $\{x_1, y_1\}$ and $\{x_2, y_2\}$ *link* if x_1, y_1 belong to different connected components of $S_\infty^1 \setminus \{x_2, y_2\}$. It's clear that the endpoints of γ_i link if and only if γ_1, γ_2 intersect transversely, or they share a saddle connection and γ_1 crosses from one side of γ_2 to the other side.

Suppose x_2, x_1, y_1, y_2 are in the counterclockwise order in S_∞^1 . Let $[x_2, x_1] \subset S_\infty^1$ be counterclockwise interval between x_2 and x_1 . For a geodesic γ with endpoints x, y , we say that γ *lies between* γ_1 and γ_2 if $x \in [x_2, x_1], y \in [y_1, y_2]$. Denote the set of geodesics lying between γ_1 and γ_2 by $[\gamma_1, \gamma_2]$, and denote the image of $[\gamma_1, \gamma_2]$ under map ∂ by $[\{x_1, y_1\}, \{x_2, y_2\}]$. Equivalently, $\gamma \in [\gamma_1, \gamma_2]$ if and only if for every geodesic linking both γ_1 and γ_2 , it will also link γ . See figure 5.

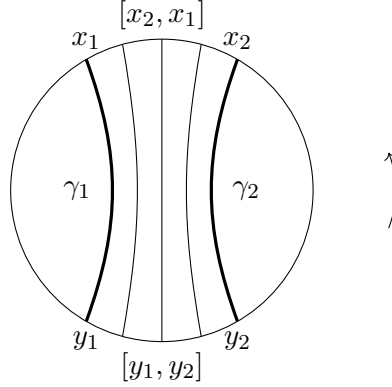


Figure 5: Geodesics in $[\gamma_1, \gamma_2]$.

For a Liouville current L on the surface S , a *chain* is defined to be a sequence of points $\underline{x} = (\dots, x_1, x_2, \dots)$, $x_i \in S_\infty^1$, such that

- (1) $\{x_i, x_{i+1}\} \in \text{supp } L$.
- (2) $\{x_i, x_{i+1}, x_{i+2}\}$ is a counterclockwise ordered triple of distinct points and

$$[\{x_i, x_{i+1}\}, \{x_{i+1}, x_{i+2}\}] \cap \text{supp } L = \{\{x_i, x_{i+1}\}, \{x_{i+1}, x_{i+2}\}\}$$

For a chain \underline{x} , a sequence of geodesics $\underline{\gamma} = (\dots, \gamma_0, \gamma_1, \dots)$ is called a *geodesic chain* of \underline{x} if $\gamma_i \in \mathcal{G}^*(\sigma)$ and the endpoints of γ_i is $\{x_i, x_{i+1}\}$. The condition (2) above simply means that for a geodesic chain $\underline{\gamma}$, there is no other geodesic in $\mathcal{G}^*(\sigma)$ which lies between γ_i and γ_{i+1} . The following result in [2, Prop 4.1] gives the connection between chains, geodesic chains and cone points.

Proposition 2.2. *Suppose \underline{x} is a chain such that $\forall i, \{x_i, x_{i+1}\} \in \mathcal{G}^*(\tilde{S}) \setminus \mathcal{G}^2(\tilde{S})$. Then there exists a unique cone point p and a geodesic chain $\underline{\gamma} = (\dots, \gamma_0, \gamma_1, \dots)$ of \underline{x} such that p is the unique cone point in each γ_i .*

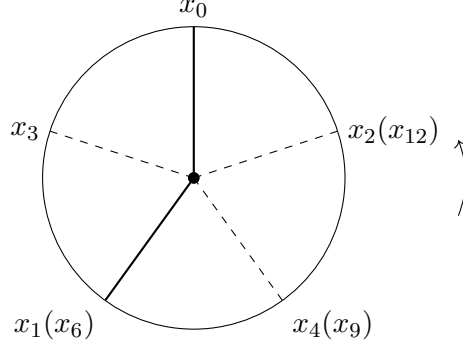


Figure 6: A chain corresponding to a cone point of cone angle $\frac{5\pi}{2}$.

Chains satisfying the condition in Proposition 2.2 are called *good chains* and the corresponding geodesic chains are called *good geodesic chains*. A good geodesic chain is actually a sequence of geodesic rays emanating from a fixed cone point such that the angle between two adjacent rays is π . Thus for a fixed cone point p , we can construct good chains and good geodesic chains by finding a sequence of vectors $\underline{v} = (\dots, v_0, v_1, \dots)$ in $T_p^1\tilde{S}$ such that

- (1) the angle between v_i, v_{i+1} is π .
- (2) the geodesic ray δ_i with initial vector v_i contains no cone point except p .
- (3) $\{x_i, x_{i+1}\} \notin \mathcal{G}^2(\tilde{S})$ where x_i is the endpoint of δ_i .

There are only countably many geodesic rays containing another cone point, and recall that there are countably many pairs of endpoints in $\mathcal{G}^2(\tilde{S})$. Thus, there exist countably many vectors not satisfying condition (2) or (3). Each of them generates a sequence of vectors satisfying (1). Let V be the union of all vectors in these sequences, which is also a countable set. Every vector in $T_p^1\tilde{S} \setminus V$ generates a good chain, thus we could construct uncountably many good chains.

Moreover, we can compute the cone angle from the information of a good chain. Given a good chain \underline{x} whose cone point is p with cone angle $\theta(p)$, construct a function $R : \mathbb{N} \rightarrow \mathbb{N}$ in the following way: consider a point moving counterclockwise and starting at x_0 , let $x_{R(n)}$ be the first point in the chain that it meets after passing through x_0 n times. By construction, the angle of the rotation $x_0 \rightarrow x_1 \rightarrow \dots \rightarrow x_{R(n)}$ is in $[n\theta(p), n\theta(p) + \pi]$. On the other hand, the rotation $x_i \rightarrow x_{i+1}$ is of angle π at the cone point, so the rotation $x_0 \rightarrow x_{R(n)}$ is of angle $R(n)\pi$. Thus,

$$\frac{R(n)}{n}\pi - \frac{\pi}{n} \leq \theta(p) \leq \frac{R(n)}{n}\pi$$

and $\theta(p) = \lim_{n \rightarrow \infty} \frac{R(n)}{n} \pi$. For example, for the chain in figure 6, $R(n) = \frac{5n}{2}$ if n is even, $R(n) = \frac{5n+1}{2}$ if n is odd. So the cone angle will be $\frac{5\pi}{2}$. In particular, a periodic good chain gives a cone point whose cone angle is a rational multiple of π , while an aperiodic one corresponds to the case of irrational multiple of π .

The following proposition in [2, Lemma 4.4] determines whether two good chains give the same cone point. For a periodic good chain \underline{x} , it contains $k = k(\underline{x})$ distinct points in S_∞^1 , which is exactly the minimal period of this chain. Moreover, $x_i \rightarrow x_{i+1}$ generates a group of rotations, which is isomorphic to a finite abelian group, thus it has a generator of minimal rotation angle and all other rotations are power of this generator. Therefore, there is a smallest integer $n = n(\underline{x})$ such that $x_0, x_n, x_{2n}, \dots, x_{(k-1)n}$ are these distinct points in a counterclockwise order. For example, in figure 6, there is a chain \underline{x} with a cone point of cone angle $\frac{5\pi}{2}$, $k = 5$ and $n = 3$.

Proposition 2.3. *Given two good chains $\underline{x}, \underline{y}$, they give the same cone point if and only if they are in one of the following cases:*

- (1) \underline{x} and \underline{y} are both periodic and $k(\underline{x}) = k(\underline{y})$, $n(\underline{x}) = n(\underline{y})$
- (2) \underline{x} and \underline{y} are both aperiodic and for any y_i, y_{i+1} , there exists a sequence $x_{j_n}, x_{j_n+1} \rightarrow y_i, y_{i+1}$ as $n \rightarrow \infty$.

Two chains (possibly not good chains) are called *perfectly interlaced* if they satisfy one of the above conditions.

2.3 Detect approachable chains

In the previous section, we already know how to compute cone angles by good chains. But it's not easy to distinguish good chains among all chains because the Liouville current does not directly give the information about $\mathcal{G}^2(\tilde{S})$. We need to consider a kind of chains with weaker restriction. We say a chain \underline{x} is *approximated* by a sequence of chains $\underline{x}^{(k)}$, $k \in \mathbb{N}$ if for any i , the sequence $x_i^{(k)}, x_{i+1}^{(k)}$ converges to x_i, x_{i+1} as $k \rightarrow \infty$. A chain is called *approachable* if it can be approximated by uncountably many distinct sequences of chains such that any two chains (possibly in different sequences) are perfectly interlaced. From the construction of good chains in §2.2, all good chains are approachable.

Lemma 2.4. *For an approachable chain \underline{x} , if we apply the computation method in §2.2, then $\lim_{n \rightarrow \infty} \frac{R(n)}{n} \pi$ gives the cone angle of a cone point.*

Proof. Recall that the computation method is to analyze the relative position of points in the chain, which actually reflects the property of the sequence of unit vectors. Thus, it suffices to show that an approachable chain is also generated by a sequence of vectors $\underline{v} = (\dots, v_0, v_1, \dots)$ such that the angle between v_i and v_{i+1} is π .

Since there are only countably many chains that are not good chains, there must exist an approximating sequence of chains $\underline{x}^{(k)}$, which consists of good chains. By proposition 2.3, all these chains give the same unique cone point p . Thus, every chain is generated

by a sequence of vectors $\underline{v}^{(k)}$ in $T_p\tilde{S}$. As $k \rightarrow \infty$, $\underline{v}^{(k)}$ converges to a sequence of vectors, which exactly generates the chain \underline{x} by the continuity of $\partial : \mathcal{G}(\sigma) \rightarrow \mathcal{G}(\tilde{S})$. \square

Thus, we could compute the cone angle of all cone points by approachable chains, which is determined by the Liouville current. A Liouville current is called *integral* if all cone angles are integer multiples of π .

3 Lamination and flat cone metric

In this section, our aim is to find a dense geodesic in a flat cone surface. Since singularities make geodesics complicated, we will transform from flat cone metrics to standard hyperbolic metrics, and use the information observed from hyperbolic geodesics to determine whether there exists a dense geodesic. We will study both the hyperbolic metric and the flat cone metric on a closed surface. To avoid ambiguity, we will use “hyperbolic geodesics” and “flat geodesics” to distinguish different cases if necessary.

3.1 Lamination

Given a closed surface S with a hyperbolic metric, a *geodesic lamination* λ is a set of disjoint simple complete geodesics, whose union is a closed subset of S . We also use λ to denote the union of geodesics for simplicity. For example, a set of finitely many disjoint simple closed geodesics is a lamination. We will focus on laminations only containing noncompact geodesics. Compared with the lamination itself, the complementary region is simpler. A *principal region* for a lamination λ is a connected component of $S \setminus \lambda$.

A *crown* is a complete hyperbolic surface with finite area and geodesic boundary, which is homeomorphic to an annulus with finitely many punctures on one of its boundary geodesics.

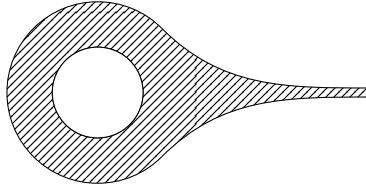


Figure 7: A crown set homeomorphic to an annulus with one puncture.

Theorem 3.1. *Let S be a hyperbolic closed surface. λ is a lamination without closed geodesics. Then a principal region P is in one of the following forms:*

- (1) *a finite sided polygon with vertices at infinity*
- (2) *there exists a compact subset P_0 such that $P \setminus P_0$ is a union of finitely many crowns.*

Proof. Let \tilde{P} be one component of the preimage of P in the universal covering. It's cut out by disjoint geodesics, so it's a convex subset and homeomorphic to a disk. It follows that the fundamental group of \tilde{P} is trivial and \tilde{P} is the universal cover of P . Moreover, a boundary geodesic $\tilde{\gamma}_0$ has to be adjacent to another two boundary geodesics $\tilde{\gamma}_{\pm 1}$, each of which has a common endpoint with $\tilde{\gamma}_0$. Otherwise \tilde{P} would contain a fundamental domain of the surface S . Thus we obtain a sequence of boundary geodesics $\tilde{\gamma}_n$ related to $\tilde{\gamma}_0$.

Suppose $\tilde{\gamma}_n = \tilde{\gamma}_0$ for some integer n . Then this sequence cycles around and contains finitely many geodesics. Thus \tilde{P} is a finite-sided ideal polygon. Set $\Gamma_P = \{f \in \pi_1(S) \mid f(\tilde{P}) = \tilde{P}\}$, then $P \cong \tilde{P}/\Gamma_P$. A point p in the boundary of P is lifted to points in the boundary of this polygon. Since λ contains no closed geodesics, each $\tilde{\gamma}_i$ contains at most one lift of p . Thus, p has only finitely many lifts and Γ_P is a finite group. Each nontrivial element in $\pi_1(S)$ is of infinite order, so Γ_P must be trivial and P is also a finite sided polygon.

Suppose all $\tilde{\gamma}_n$ are distinct. Since P is of finite area, it has only finitely many boundary geodesics by Gauss-Bonnet Formula. But there are infinitely many boundary geodesics in \tilde{P} , thus there exists a deck transformation g fixing \tilde{P} and $g.\tilde{\gamma}_0 = \tilde{\gamma}_n$ for some $n \in \mathbb{Z}$. We still use g to denote the geodesic representative of the element $g \in \pi_1(S)$. Notice that as $n \rightarrow \pm\infty$, the endpoints of $\tilde{\gamma}_n$ converge to two endpoints of the geodesic g in the universal cover. Let \tilde{W} be the smallest convex set containing all $\tilde{\gamma}_n$ and g , then \tilde{W} projects down to a crown set, while g projects to the closed boundary of the crown set and $\tilde{\gamma}_n$ projects to the punctured boundary. See figure 8 for an example.

For two different boundary geodesics of \tilde{P} , their crown sets are either the same or disjoint. Let \tilde{P}_C be the union of the lifts of all crown sets in \tilde{P} , and set $\tilde{P}_0 = \tilde{P} \setminus \tilde{P}_C$. Then \tilde{P}_0 is a convex set bounded by lifts of closed geodesics, so the boundary of its projection is a disjoint union of closed geodesics. Thus \tilde{P}_0 projects down to a compact subset of the surface S . \square

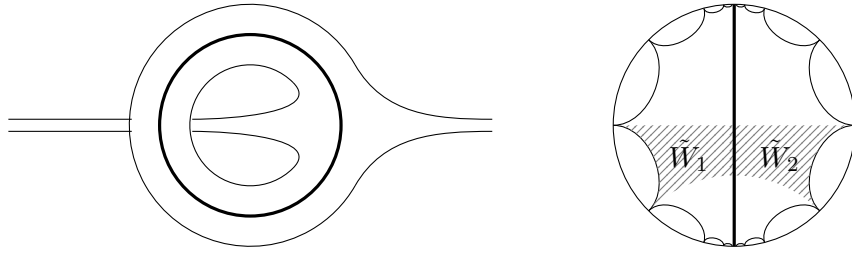


Figure 8: Left: a principal region which is the union of a closed geodesic and two crown sets.

Right: lift of the principal region. The shaded area is a fundamental domain for the principal region. \tilde{W}_1 and \tilde{W}_2 project down to two crown sets.

3.2 From flat geodesics to lamination

Take a simple flat nonsingular geodesic h_0 . Let A be the closure of h_0 , then there is a line field on nonsingular points of A by taking the limit of tangent vectors along h_0 . The line field is well-defined because h_0 is simple. The complete integral curves and the limit set of these curves equip A with a foliation structure.

Let \tilde{A} be the preimage of A in the universal cover with the natural foliation structure, whose leaves are geodesics in $\mathcal{G}^*(\sigma)$. A leaf $\tilde{h} \subset \tilde{A}$ has two endpoints in S_∞^1 . There exists a unique hyperbolic geodesic connecting these two endpoints, denoted by $\gamma(\tilde{h})$. Let $\gamma(\tilde{A})$ be the union of all geodesics obtained by connecting two endpoints of a leaf in \tilde{A} . Note that $\gamma(\tilde{A})$ is $\pi_1(S)$ -invariant, thus it projects down to a set of geodesics in S , denoted by $\gamma(A)$.

Theorem 3.2. $\gamma(A)$ is a lamination.

Proof. We claim that all geodesics in $\gamma(A)$ are simple. For any leaf h , take a lift \tilde{h} with endpoints x, y . Simplicity of h implies that for any $g \in \pi_1(S)$, $\{x, y\}$ and $\{g.x, g.y\}$ do not link. Then the hyperbolic geodesic $\gamma(\tilde{h})$ will not intersect $g.\gamma(\tilde{h})$ for any $g \in \pi_1(S)$. Thus, it projects down to a simple geodesic.

Similarly, since leaves in A are disjoint, the endpoints for two different leaves in \tilde{A} will not link. Thus, geodesics in $\gamma(A)$ are disjoint.

It remains to show that $\gamma(A)$ is a closed subset. Note that the set of leaves in \tilde{A} is a closed subset of $\mathcal{G}(\sigma)$. Apply lemma 1.1, the set of endpoints of leaves in \tilde{A} is closed, so $\gamma(\tilde{A})$ is a closed subset. $\gamma(\tilde{A})$ is the preimage of $\gamma(A)$, thus $\gamma(A)$ is also closed. \square

A leaf $\tilde{h} \in \tilde{A}$ is called a *boundary leaf* if there exists a nonsingular point $x \in \tilde{h}$ and a half-disk neighborhood U_x of x with diameter lying on \tilde{h} , such that $U_x \cap \tilde{A}$ contains only the diameter of U_x . Note that we only require the existence of such points because for cone-asymptotic leaves, it may happen that some points are boundary points, but some are not. Similarly, we can define the *boundary geodesic* of a geodesic lamination.

Lemma 3.3. If \tilde{h} is a boundary leaf of a foliated closed set \tilde{A} and it's not in a flat strip, then $\gamma(\tilde{h})$ is a boundary geodesic of the lamination $\gamma(\tilde{A})$.

Proof. Suppose $\gamma(\tilde{h})$ can be approached at one side by a sequence of geodesics in $\gamma(\tilde{A})$. Then the endpoints of $\gamma(\tilde{h})$ are also approached by the corresponding endpoints. Use the closedness and continuity of $\partial : \mathcal{G}(\sigma) \rightarrow \mathcal{G}(\tilde{S})$, there exists a leaf $\tilde{k} \subset \tilde{A}$ which can be approached at this side by leaves in \tilde{A} and has the same endpoints as \tilde{h} . Since \tilde{h} is not in a flat strip, $\tilde{k} = \tilde{h}$ and \tilde{h} is also approached at this side.

Suppose $\gamma(\tilde{h})$ is not a boundary geodesic, then $\gamma(\tilde{h})$ is approached at both sides. By the argument above, \tilde{h} can also be approximated at both sides. Contradiction. \square

Remark. In general, the converse is not true. A boundary geodesic may come from a leaf in the interior of the foliated set.

3.3 Simplicity and recurrence

A Liouville current L is called *simple* if for any pair of endpoints $\{x, y\}$ in $\text{supp } L$ and any $g \in \pi_1(S)$, $\{x, y\}$ and $\{g.x, g.y\}$ do not link. For a simple Liouville current, all

geodesics in $\mathcal{G}^*(\sigma)$ will project down to a simple geodesic.

Lemma 3.4. *For a simple Liouville current, every flat strip $\tilde{\Lambda}$ in \tilde{S} must project down to an annulus in S . The same holds true for a flat half strip.*

Proof. Denote the projection of $\tilde{\Lambda}$ by Λ . Since the area of S is finite, Λ must have a self-intersection. Note that the boundary of $\tilde{\Lambda}$ is a geodesic in $\mathcal{G}^*(\sigma)$, so it projects to a simple geodesic. Thus Λ could not have a transverse self-intersection. If Λ is not an annulus, then the only possibility is that the strip comes parallel back to itself with some horizontal translation, see figure 9. In this case, there is an element $g \in \pi_1(S)$ which represents this horizontal translation in the universal cover. g maps $\tilde{\Lambda}$ to another parallel flat strip, which intersects the original one. Thus $\bigcup_{-\infty}^{+\infty} g^n \tilde{\Lambda}$ is a flat strip of infinite width, which is isometric to an Euclidean plane. Contradiction.

For a flat half strip, if it does not project down to an annulus, then similarly we can construct an Euclidean half plane, which is impossible for a visibility space. \square

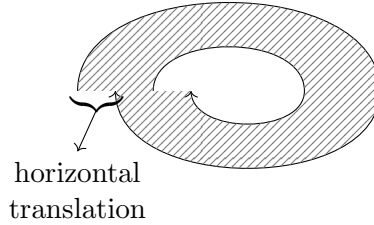


Figure 9: Self-intersection of a flat strip with horizontal translation.

A Liouville current L is called *recurrent* if for any pair of endpoints $\{x, y\}$ in $\text{supp } L$, $\overline{\bigcup_{g \in \pi_1(S)} \{g.x, g.y\}}$ does not admit a proper closed $\pi_1(S)$ -invariant subset.

Lemma 3.5. *Fix a geodesic $\tilde{h} \in \mathcal{G}^*(\sigma)$, let $\tilde{A} = \overline{\bigcup_{g \in \pi_1(S)} g.\tilde{h}}$. If the Liouville current is simple and recurrent, then the $\pi_1(S)$ -orbit of any leaf of \tilde{A} is dense in \tilde{A} .*

Proof. For a flat geodesic which is a lift of a closed curve in S , it's obvious because the $\pi_1(S)$ -orbit of the endpoints is a discrete closed set. Now we only focus on flat geodesics whose projection are noncompact. It suffices to show that for any leaf $\tilde{j} \subset \tilde{A}$, the closure of its $\pi_1(S)$ -orbit contains \tilde{h} . Suppose the endpoints of \tilde{h} are $\{x, y\}$, and the endpoints of \tilde{j} are $\{z, w\}$. Since the Liouville current is recurrent, there exists a sequence $g_n \in \pi_1(S)$ such that the sequence $\{g_n.z, g_n.w\}$ converges to $\{x, y\}$. Apply lemma 1.1, there exists a subsequence g_{n_k} such that $g_{n_k}.\tilde{j}$ converges to a leaf \tilde{k} with endpoints $\{x, y\}$. If $\tilde{k} = \tilde{h}$, we are done. Otherwise, \tilde{k} and \tilde{h} bound a flat strip. By lemma 3.4, \tilde{h} must project down to a closed curve. Contradiction. \square

Proposition 3.6. *For a flat cone surface (S, σ) , if the Liouville current is simple and recurrent, then there exists a nonsingular noncompact flat geodesic h in S such that every leaf in the closure of h contains at most one cone point.*

Proof. Fix a nonsingular point p in \tilde{S} . For any unit vector $v \in T_p^1(\tilde{S})$, we can construct a geodesic in $\mathcal{G}^*(\sigma)$ whose tangent vector at p is v . To prove the existence of such geodesics, it suffices to show that there are only countably many "bad vectors" in $T_p^1(\tilde{S})$ whose geodesics do not satisfy the requirements. There are three kinds of bad vectors:

- (1) vector of a singular geodesic. Since there are only countably many cone points in the universal cover, the set of such vectors is also countable.
- (2) vector of a closed geodesic. Every closed geodesic comes from a geodesic segment connecting p and $g.p$ for some $g \in \pi_1(S)$. Since $\pi_1(S)$ is countable, the set of such vectors is also countable.
- (3) vector of a geodesic whose closure contains a leaf in $\mathcal{G}^2(\sigma)$. Suppose \tilde{h} is a nonsingular flat geodesic passing through p . Let \tilde{A} be the closure of the $\pi_1(S)$ -orbit of \tilde{h} . Suppose there exists a leaf of \tilde{A} containing a saddle connection. By lemma 3.5, p is in the closure of the $\pi_1(S)$ -orbit of the leaf, so the tangent vector at p is uniquely determined by this leaf. Since there are only countably many geodesics in $\mathcal{G}^2(\sigma)$, the set of such vectors is countable.

□

3.4 Existence of a dense flat geodesic

For a nonsingular noncompact flat geodesic h in S , let A be its closure. We claim that all leaves of A are noncompact. Otherwise, suppose j is a compact leaf. Since it could be approximated by the nonsingular geodesic h , the lift \tilde{j} of j must be in $\mathcal{G}^*(\sigma)$. Moreover, the side where the angle is π at cone points does not change, otherwise there would be a transverse intersection of \tilde{j} and lifts of h . Notice that in the surface S , the minimum of the distance between j and a cone point not in j is strictly positive. Thus in the universal cover \tilde{S} , there exists an open flat strip whose width is less than this distance, such that one boundary curve is \tilde{j} . Since \tilde{j} is approximated by lifts of h , one of the lifts must intersect this flat strip. This lift is parallel to \tilde{j} because they are disjoint, which implies that its projection will be a closed curve. Contradiction.

Theorem 3.7. *If the Liouville current is simple and recurrent, then there exists a nonsingular simple flat geodesic whose closure is the entire surface S .*

Proof. Use proposition 3.6, we can find a nonsingular noncompact flat geodesic h such that all leaves in its closure A contain at most one cone point. Let \tilde{A} be the preimage of A in the universal cover. In the above discussion, we know that all leaves of A are noncompact. Thus, all geodesics in $\gamma(A)$ are noncompact and we can apply theorem 3.1 to obtain information about the principal regions.

We claim that all principal regions are polygons. Otherwise, suppose P is a principal region which is the union of a compact set and some crown sets. Take a lift of a crown set and consider its boundary geodesics. Let $\{\dots, \tilde{\gamma}_0, \tilde{\gamma}_1, \dots\}$ be the sequence of adjacent geodesics and $\tilde{\gamma}_n = g.\tilde{\gamma}_0$ for some $g \in \pi_1(S)$. There exists leaves \tilde{h}_i of \tilde{A} such that $\tilde{\gamma}_i = \gamma(\tilde{h}_i)$. Note that \tilde{h}_i and \tilde{h}_{i+1} are asymptotic leaves because they share a common endpoint, so they must be in one of the three cases in lemma 1.3. Since every leaf in A is noncompact, \tilde{h}_i and \tilde{h}_{i+1} cannot bound a flat half-strip by lemma 3.4. By construction, every leaf contains at most cone point, so they must be cone-asymptotic. Denote the cone point of \tilde{h}_i by ξ_i , then $\xi_i = \xi_{i+1}$ for all i . In particular, $\xi_n = \xi_0$, which leads to a contradiction because $\tilde{h}_n = g.\tilde{h}_0$ and $\xi_n = g.\xi_0 \neq \xi_0$.

Suppose A is not the entire surface S . Since the complement of A is an open set, A must contain a boundary point, which lies in a boundary leaf k . Its lift \tilde{k} is a boundary leaf of \tilde{A} , which gives a boundary geodesic $\gamma(\tilde{k})$ of the lamination $\gamma(\tilde{A})$ by lemma 3.3. Thus, $\gamma(\tilde{k})$ is a boundary geodesic of some polygonal principal region. Similar to the discussion above about crown sets, boundary geodesics of a polygon come from a sequence of leaves containing only one cone point, which form a geodesic chain. For the side where the angle at the cone point is π , \tilde{k} is approximated by the nonsingular leaves in \tilde{A} . For the other side, \tilde{k} can be viewed as the union of subrays of adjacent leaves in the geodesic chain, which can also be approximated by leaves in \tilde{A} . See figure 10. Thus every nonsingular point of \tilde{k} could not be a boundary point. Contradiction.

In conclusion, for any flat geodesic satisfying the requirement of prop 3.6, it must be dense in the surface S . \square

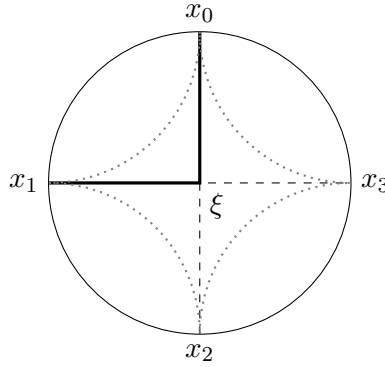


Figure 10: The leaf $x_0\xi x_1$ is approached from above left, while $x_0\xi$ is approached from the right as a subray of $x_0\xi x_3$. Similarly, $x_1\xi$ is approached from below.

4 Chains and holonomy

Before the discussion of holonomy condition, we need to require that the Liouville current is integral, so the holonomy is well-defined up to $\pm\text{Id}$. For an oriented closed surface, its holonomy group is a subgroup of $SO(2)$. Thus, the holonomy group at $p \in S$ is determined by the rotation angle of any tangent vector $v \in T_p S$ after parallel transport along closed geodesics. We can divide $T_p^1(S)$ into equivalent classes: two vectors are equivalent if and only if they make an angle $k\pi, k \in \mathbb{Z}$. Each equivalent class is called a *direction* at p . To prove the holonomy group is $\pm\text{Id}$, it suffices to define a direction at every point, which is invariant under parallel transport.

Suppose the Liouville current of the flat cone metric σ is integral, simple and recurrent. By theorem 3.7, there exists a nonsingular flat geodesic h which is simple and dense in the surface. We can define a direction at each point in the surface by taking the limit of unit tangent vectors of h . The field of directions is well-defined and continuous because h is simple. Let \tilde{h} be the preimage of h in the universal cover, it defines a $\pi_1(S)$ -invariant continuous field of directions.

Take a geodesic arc $\beta : [0, 1] \rightarrow \tilde{S}$ connecting two points p and q such that there is no cone point in the interior of this arc. Since β is compact, we can take a Euclidean neighborhood of β such that β is contained in the x -axis. Restrict field of directions to this arc, then the direction is uniquely determined by the angle with the positive x -axis, denoted by $\theta : [0, 1] \rightarrow [0, \pi)$. The intersection of \tilde{h} and this neighborhood is a set of countably many disjoint subarcs. Denote the subarc passing through $\beta(t)$ by \tilde{h}_t .

We claim that θ is a constant function, which implies that the field of directions is invariant under parallel transport. It's obvious if β is a subarc of \tilde{h} , so we only consider the case where β intersects \tilde{h} transversely. Suppose θ is not a constant function, then $\lim_{\epsilon \rightarrow 0} \frac{1}{\epsilon}(\theta(t_0 + \epsilon) - \theta(t_0)) \neq 0$ for some t_0 . There exists a sequence $\{\epsilon_n\}$ converging to 0 such that $\frac{1}{\epsilon_n}(\theta(t_0 + \epsilon_n) - \theta(t_0))$ converges to a nonzero constant or infinity. In any case, for sufficiently large n , there exists a nonzero constant M such that $|\theta(t_0 + \epsilon_n) - \theta(t_0)| > \epsilon_n M$. Without loss of generality, we may assume $\theta(t_0 + \epsilon_n) < \theta(t_0)$ for all n .

If there was no cone point nearby, \tilde{h}_{t_0} and $\tilde{h}_{t_0 + \epsilon_n}$ would intersect and make an angle $\alpha_n = \theta(t_0) - \theta(t_0 + \epsilon_n)$. Let $\delta = \theta(t_0)$, d_n be the distance between the intersection point and $\beta(t_0)$, f_n be the distance between the intersection point and $\beta(t_0 + \epsilon_n)$. See figure 11.

Then

$$d_n < \frac{\epsilon_n \sin \delta}{\tan(\epsilon_n M)} - \epsilon_n \cos \delta \quad f_n < \frac{\epsilon_n \sin \delta}{\sin(\epsilon_n M)}$$

Thus $\{d_n\}$ and $\{f_n\}$ are bounded sequences. Take a constant d (resp. f) bigger than the upper bound of $\{d_n\}$ (resp. $\{f_n\}$).

Let A be the point on \tilde{h}_{t_0} such that the distance between A and $\beta(t_0)$ is d , B be the point on $\tilde{h}_{t_0 + \epsilon_0}$ such that the distance between B and $\beta(t_0 + \epsilon_0)$ is f , $D = \beta(t_0)$,

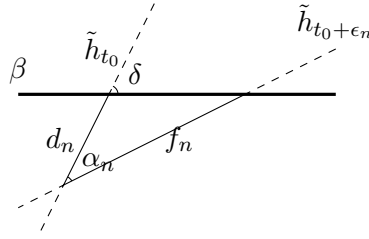


Figure 11: The intersection of two arcs without cone points.

$C = \beta(t_0 + \epsilon_0)$. To avoid the intersection of \tilde{h}_{t_0} and $\tilde{h}_{t_0+\epsilon_0}$, there must be a cone point ξ_0 in the quadrilateral $ABCD$. For sufficient large n , we can construct a smaller quadrilateral $AB'C'D$ which does not contain ξ_0 , where $B'C'$ is a geodesic segment in $\tilde{h}_{t_0+\epsilon_n}$. Then there must be a new cone point ξ_1 in the new quadrilateral, see figure 12. Repeat this process, we could find infinitely many cone points in the compact region $ABCD$, which contradicts to the fact that cone points are discrete.

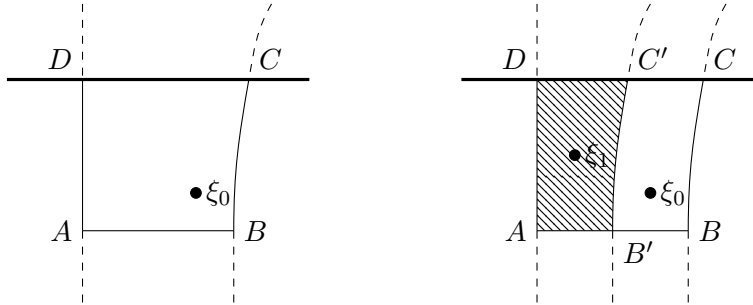


Figure 12: Quadrilaterals and cone points.

In conclusion, we have proved the following theorem:

Theorem 4.1. *Let (S, σ) be a closed oriented flat cone surface of genus at least 2. If its Liouville current is integral, simple and recurrent, then σ comes from a holomorphic quadratic differential.*

References

- [1] Werner Ballmann. Manifolds of non positive curvature. In *Arbeitstagung Bonn 1984*, pages 261–268. Springer, 1985.
- [2] Anja Bankovic and Christopher Leininger. Marked-length-spectral rigidity for flat metrics. *Transactions of the American Mathematical Society*, 370(3):1867–1884, 2018.
- [3] Francis Bonahon. The geometry of teichmüller space via geodesic currents. *Inventiones mathematicae*, 92(1):139–162, 1988.
- [4] Martin R Bridson and André Haefliger. *Metric spaces of non-positive curvature*, volume 319. Springer Science & Business Media, 2013.
- [5] Jeffrey Frazier. *Length spectral rigidity of non-positively curved surfaces*. University of Maryland, College Park, 2012.
- [6] Bruno Martelli. An introduction to geometric topology. *arXiv preprint arXiv:1610.02592*, 2016.
- [7] Jean-Pierre Otal. Le spectre marqué des longueurs des surfaces à courbure négative. *Annals of Mathematics*, 131(1):151–162, 1990.
- [8] Kurt Strebel. Quadratic differentials. In *Quadratic Differentials*, pages 16–26. Springer, 1984.