

Homomorphisms on graph-walking automata*

Olga Martynova[†]

Alexander Okhotin[‡]

November 22, 2021

Abstract

Graph-walking automata (GWA) are a model for graph traversal using finite-state control: these automata move between the nodes of an input graph, following its edges. This paper investigates the effect of node-replacement graph homomorphisms on recognizability by these automata. It is not difficult to see that the family of graph languages recognized by GWA is closed under inverse homomorphisms. The main result of this paper is that, for n -state automata operating on graphs with k labels of edge end-points, the inverse homomorphic images require GWA with $kn + O(1)$ states in the worst case. The second result is that already for tree-walking automata, the family they recognize is not closed under injective homomorphisms. Here the proof is based on an easy homomorphic characterization of regular tree languages.

1 Introduction

A graph-walking automaton moves over a labelled graph using a finite set of states and leaving no marks on the graph. This is a model of a robot finding its way in a maze. There is a classical result by Budach [3] that for every automaton there is a graph in which it cannot visit all nodes, see a modern proof by Fraigniaud et al. [6]. On the other hand, Disser et al. [5] recently proved that if such an automaton is additionally equipped with $O(\log \log n)$ memory and $O(\log \log n)$ pebbles, then it can traverse every graph with n nodes, and this amount of resources is optimal. For graph-walking automata, there are results on the construction of halting and reversible automata by Kunc and Okhotin [13], as well as recent lower bounds on the complexity of these transformations established by the authors [15].

Graph-walking automata are a generalization of two-way finite automata and tree-walking automata. Two-way finite automata are a standard model in automata theory, and the complexity of their determinization remains a major open problem, notable for its connection to the L vs. NL problem in the complexity theory [10]. Tree-walking automata

*This work was supported by the Ministry of Science and Higher Education of the Russian Federation, agreement 075-15-2019-1619.

[†]Department of Mathematics and Computer Science, St. Petersburg State University, 7/9 Universitetskaya nab., Saint Petersburg 199034, Russia, *and* Leonhard Euler International Mathematical Institute at St. Petersburg State University, Saint Petersburg, Russia. E-mail: olga22mart@gmail.com.

[‡]Department of Mathematics and Computer Science, St. Petersburg State University, 7/9 Universitetskaya nab., Saint Petersburg 199034, Russia. E-mail: alexander.okhotin@spbu.ru.

(TWA) have received particular attention in the last two decades, with important results on their expressive power established by Bojańczyk and Colcombet [1, 2].

The theory of tree-walking and graph-walking automata needs further development. In particular, not much is known about their size complexity. For two-way finite automata (2DFA), only the complexity of transforming them to one-way automata has been well researched [9, 7, 11]. Also there are some results on the complexity of operations on 2DFA [8, 12], which also rely on the transformation to one-way automata. These proof methods have no analogues for TWA and GWA, and the complexity of operations on these models remains uninvestigated. The lower bounds on the complexity of transforming graph-walking automata to halting and reversible [15] in turn have no analogues for TWA and 2DFA.

This paper continues the investigation of the state complexity of graph-walking automata, with some results extending to tree-walking automata. The goal is to study some of the few available operations on graphs: node-replacement homomorphisms, as well as inverse homomorphisms. In the case of strings, a homomorphism is defined by the identity $h(uv) = h(u)h(v)$, and the class of regular languages is closed under all homomorphisms, as well as under their inverses, defined by $h^{-1}(L) = \{w \mid h(w) \in L\}$. For the 2DFA model, the complexity of inverse homomorphisms is known: as shown by Jirásková and Okhotin [8], it is exactly $2n$ in the worst case, where n is the number of states in the original automaton. However, this proof is based on the transformations between one-way and two-way finite automata, which is a property unique for the string case. The state complexity of homomorphisms for 2DFA is known to lie between exponential and double exponential [8]. For tree-walking and graph-walking automata, no such questions were investigated before, and they are addressed in this paper.

The closure of graph-walking automata under every inverse homomorphism is easy: in Section 3 it is shown that, for an n -state GWA, there is a GWA with $nk + 1$ states for its inverse homomorphic image, where k is the number of labels of edge end-points. If the label of the initial node is unique, then nk states are enough. This transformation is proved to be optimal by establishing a lower bound of nk states. The proof of the lower bound makes use of a graph that is easy to pass in one direction and hard to pass in reverse, constructed in the authors' [15] recent paper.

The other result of this paper, presented in Section 4, is that the family of tree languages recognized by tree-walking automata is not closed under injective homomorphisms, thus settling this question for graph-walking automata as well. The result is proved by first establishing a characterization of regular tree languages by a combination of an injective homomorphism and an inverse homomorphism. This characterization generalizes a known result by Latteux and Leguy [14], see also an earlier result by Čulík et al. [4]. In light of this characterization, a closure under injective homomorphisms would imply that every regular tree language is recognized by a tree-walking automaton, which would contradict the famous result by Bojańczyk and Colcombet [2].

2 Graph-walking automata

Formalizing the definition of graph-walking automata (GWA) requires a more elaborate notation than for 2DFA and TWA. It begins with a generalization of an alphabet to the case of graphs: a *signature*.

Definition 1 (Kunc and Okhotin [13]). A signature S is a quintuple $S = (D, -, \Sigma, \Sigma_0, (D_a)_{a \in \Sigma})$, where:

- D is a finite set of directions, which are labels attached to edge end-points;
- a bijection $-: D \rightarrow D$ provides an opposite direction, with $-(-d) = d$ for all $d \in D$;
- Σ is a finite set of node labels;
- $\Sigma_0 \subseteq \Sigma$ is a non-empty subset of possible labels of the initial node;
- $D_a \subseteq D$, for every label $a \in \Sigma$, is the set of directions in nodes labelled with a .

Like strings are defined over an alphabet, graphs are defined over a signature.

Definition 2. A graph over a signature $S = (D, -, \Sigma, \Sigma_0, (D_a)_{a \in \Sigma})$ is a quadruple $(V, v_0, +, \lambda)$, where:

- V is a finite set of nodes;
- $v_0 \in V$ is the initial node;
- edges are defined by a partial function $+: V \times D \rightarrow V$, such that if $v + d$ is defined, then $(v + d) + (-d)$ is defined and equals v ;
- a total mapping $\lambda: V \rightarrow \Sigma$, such that $v + d$ is defined if and only if $d \in D_{\lambda(v)}$, and $\lambda(v) \in \Sigma_0$ if and only if $v = v_0$.

The set of all graphs over S is denoted by $L(S)$.

In this paper, all graphs are finite and connected.

A graph-walking automaton is defined similarly to a 2DFA, with an input graph instead of an input string.

Definition 3. A (*deterministic*) graph-walking automaton (GWA) over a signature $S = (D, -, \Sigma, \Sigma_0, (D_a)_{a \in \Sigma})$ is a quadruple $A = (Q, q_0, F, \delta)$, where

- Q is a finite set of states;
- $q_0 \in Q$ is the initial state;
- $F \subseteq Q \times \Sigma$ is a set of acceptance conditions;
- $\delta: (Q \times \Sigma) \setminus F \rightarrow Q \times D$ is a partial transition function, with $\delta(q, a) \in Q \times D_a$ for all a and q where δ is defined.

A computation of a GWA on a graph $(V, v_0, +, \lambda)$ is a uniquely defined sequence of configurations (q, v) , with $q \in Q$ and $v \in V$. It begins with (q_0, v_0) and proceeds from (q, v) to $(q', v + d)$, where $\delta(q, \lambda(v)) = (q', d)$. The automaton accepts by reaching (q, v) with $(q, \lambda(v)) \in F$.

On each input graph, a GWA can accept, reject or loop. The set of all graphs accepted is denoted by $L(A)$.

The operation on graphs investigated in this paper is a homomorphism that replaces nodes with subgraphs.

Definition 4 (Graph homomorphism). Let S and \widehat{S} be two signatures, with the set of directions of S contained in the set of directions of \widehat{S} . A mapping $h: L(S) \rightarrow L(\widehat{S})$ is a (node-replacement) homomorphism, if, for every graph G over S , the graph $h(G)$ is constructed out of G as follows. For every node label a in S , there is a connected subgraph $h(a)$ over the signature \widehat{S} , which has an edge leading outside for every direction in D_a ; these edges are called *external*. Then, $h(G)$ is obtained out of G by replacing every node v with a subgraph $h(v) = h(a)$, where a is the label of v , so that the edges that come out of v in G become the external edges of this copy of $h(a)$.

The subgraph $h(a)$ must contain at least one node. It contains an initial node if and only if the label a is initial.

3 Inverse homomorphisms: upper and lower bounds

Given a graph-walking automaton A and a homomorphism h , the inverse homomorphic image $h^{-1}(L(A))$ can be recognized by another automaton that, on a graph G , simulates the operation of A on the image $h(G)$. A construction of such an automaton is presented in the following theorem.

Theorem 1. *Let S be a signature with $k \geq 1$ directions, and let \widehat{S} be a signature containing all directions from S . Let $h: L(S) \rightarrow L(\widehat{S})$ be a graph homomorphism between these signatures. Let A be a graph-walking automaton with n states that operates on graphs over \widehat{S} . Then there exists a graph-walking automaton B with $nk+1$ states, operating on graphs over S , which accepts a graph G if and only if A accepts its image $h(G)$. If S contains a unique initial label, then it is sufficient to use nk states.*

In order to carry out the simulation of A on $h(G)$ while working on G , it is sufficient for B to remember the current state of A and the direction in which A has entered the image in $h(G)$ of the current node of B .

Proof. Let the first signature be $S = (D, -, \Sigma, \Sigma_0, (D_a)_{a \in \Sigma})$. Let $A = (Q, q_0, F, \delta)$. The new automaton is defined as $B = (P, p_0, E, \sigma)$.

When B operates on a graph G , it simulates the computation of A on $h(G)$. The set of states of B is $P = (Q \times D) \cup \{p_0\}$, where p_0 is a non-reenterable initial state; if there is only one initial label in S , then the state p_0 is omitted. All other states in B are of the form (q, d) , where q is a state of A , and d is a direction in G . When B is at a node v in a state (q, d) , it simulates A having entered the subgraph $h(v)$ from the direction d in the state q .

The transition function σ and the set of accepting states E of B are defined by simulating A on subgraphs. For a state of the form (q, d) , and for every label $a \in \Sigma$, with $-d \in D_a$, the goal is to decide whether $((q, d), a)$ is an accepting pair, and if not, then what is the transition $\sigma((q, d), a)$. To this end, the automaton A is executed on the subgraph $h(a)$, entering this subgraph in the direction d in the state q . If A accepts without leaving $h(a)$, then the pair $((q, d), a)$ is defined as accepting in B . Otherwise, if A rejects or loops inside $h(a)$, then $\sigma((q, d), a)$ is left undefined. If A leaves $h(a)$ by an external edge in the direction d' in a state q' , then B has a transition $\sigma((q, d), a) = ((q', d'), d')$.

If S has a unique initial label, $\Sigma_0 = \{a_0\}$, then the automaton A always starts in the subgraph $h(a_0)$, and its initial state can be defined by the same method as above, by considering the computation of A on this subgraph starting in the initial state at the initial node. If A accepts, rejects or loops without leaving the subgraph $h(a_0)$, then it is sufficient to have B with a single state, in which it gives an immediate answer. If A leaves the subgraph in the direction d , changing from q to a state q' , then the state $(q, -d)$ can be taken as the initial state of B ; then B starts simulating the computation of A from this point.

If there are multiple initial labels in Σ_0 , then the automaton B uses a separate initial state p_0 . The transitions in p_0 and its accepting status are defined only on initial labels, as follows. Let $a_0 \in \Sigma_0$ be an initial label, and consider the computation of A on the subgraph $h(a_0)$, starting at the initial node therein, in the initial state. If A accepts inside $h(a_0)$, then (p_0, a_0) is an accepting pair. Otherwise, if A rejects or loops without leaving $h(a_0)$, then $\sigma(p_0, a_0)$ is not defined. If A leaves $h(a_0)$ in the direction d' in the state q' , then the transition is $\sigma(p_0, a_0) = ((q', d'), d')$.

The automaton B has nk or $nk + 1$ states, and it operates over S . The following correctness claim for this construction can be proved by induction on the number of steps made by B on G .

Claim 1. *Assume that the automaton B , after $t \geq 1$ steps of its computation on G , is in a state (q', d') at a node v . Then, in the computation of A on $h(G)$ there is a moment $\hat{t} \geq t$, at which A enters the subgraph $h(v)$ in the direction d' in the state q' (the only exception is the initial state of B in the case p_0 is not used).*

It follows that the automaton B thus defined indeed accepts a graph G if and only if A accepts $h(G)$. \square

It turns out that this expected construction is actually optimal, as long as the initial label is unique: the matching lower bound of nk states is proved below.

Theorem 2. *For every $k \geq 9$, there is a signature S with k directions and a homomorphism $h: L(S) \rightarrow L(S)$, such that for every $n \geq 4$, there exists an n -state automaton A over the signature S , such that every automaton B , which accepts G if and only if A accepts $h(G)$, has at least nk states.*

Proving lower bounds on the size of graph-walking automata is generally not easy. Informally, it has to be proved that the automaton must remember a lot; however, in theory, it can always return to the initial node and recover all the information it has forgotten. In order to eliminate this possibility, the initial node shall be placed in a special subgraph H_{start} , from which the automaton can easily get out, but if it ever needs to reenter this subgraph, finding the initial node would require too many states. This subgraph is constructed in the following lemma; besides H_{start} , there is another subgraph $H_{\text{dead end}}$, which is identical to H_{start} except for not having an initial label; then, it would be hard for an automaton to distinguish between these two subgraphs from the outside, and it would not identify the one in which it has started.

Lemma 1. *For every $k \geq 4$ there is a signature S_{start} with k directions, with two pairs of opposite directions $a, -a$ and $b, -b$, such that for every $n \geq 2$ there are two graphs H_{start} and $H_{\text{dead end}}$ over this signature, with the following properties.*

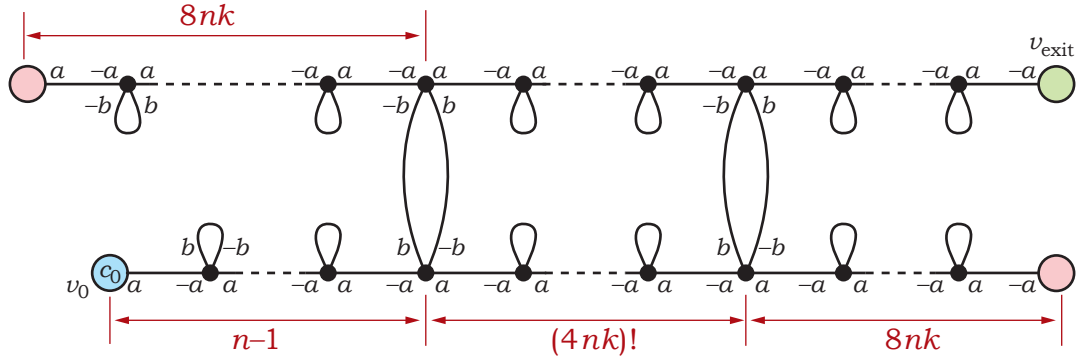


Figure 1: The graph G .

- I. The subgraph H_{start} contains an initial node, whereas $H_{\text{dead end}}$ does not; both have one external edge in the direction a .
- II. There is an n -state automaton, which begins its computation on H_{start} in the initial node, and leaves this subgraph by the external edge.
- III. Every automaton with fewer than $2(k-3)(n-1)$ states, having entered H_{start} and $H_{\text{dead end}}$ by the external edge in the same state, either leaves both graphs in the same state, or accepts both, or rejects both, or loops on both.

The proof reuses a graph constructed by the authors in a recent paper [15]. Originally, it was used to show that there is an n -state graph-walking automaton, such that every automaton that accepts the same graphs and returns to the initial node after acceptance must have at least $2(k-3)(n-1)$ states [15, Thm. 18], cf. upper bound $2nk+n$ [15, Thm. 9]. A summary of the proof is included for completeness, as well as adapted to match the statement of the lemma.

Summary of the proof. The graph is constructed in two stages. First, there is a graph G presented in Figure 1, with two long chains of nodes in the direction $\pm a$ connected by two bridges in the direction $\pm b$, which are locally indistinguishable from loops by $\pm b$ at other nodes. In order to get from the initial node v_0 to the node v_{exit} , an n -state automaton counts up to $n-1$ to locate the left bridge, then crosses the bridge and continues moving to the right. The journey back from v_{exit} to v_0 requires moving in the direction $-a$ in at least $n-1$ distinct states [15, Lemma 17].

In order to get a factor of $2(k-3)$, another construction is used on top of this. Every $(a, -a)$ -edge in the horizontal chains is replaced with a certain subgraph called a *diode*, with $9(4nk)!+2$ nodes. This subgraph is easy to traverse in the direction a : an automaton can traverse it in a single state, guided by labels inside the diode, so that the graph G in Figure 1, with diodes substituted, can be traversed from v_0 to v_{exit} using n states. However, as its name implies, the diode is hard to traverse backwards: for every state, in which the automaton finishes the traversal in the direction $-a$, it must contain $2(k-3)-1$ extra states [15, Lemma 15]. Combined with the fact that there need to be at least $n-1$ states after moving by $-a$ for the automaton to get from v_{exit} to v_0 , this shows that $2(k-3)(n-1)$ states are necessary to get from v_{exit} to v_0 after the substitution of diodes.

Let G_{diodes} be the graph in Figure 1, with diodes substituted. It is defined over a signature with k directions, and among them the directions $\pm a$ and $\pm b$. This signature

is taken as S_{start} in Lemma 1.

The graph H_{start} is defined by removing the node v_{exit} from G_{diodes} , and the edge it was connected by becomes an external edge in the direction a . The other graph $H_{\text{dead end}}$ is obtained by relabelling the initial node v_0 , so that it is no longer initial. An n -state automaton that gets out of H_{start} has been described above.

Every automaton that enters H_{start} or $H_{\text{dead end}}$ from the outside needs at least $2(k-3)(n-1)$ states to get to v_0 , because returning from v_{exit} to v_0 on G_{diodes} requires this many states. Then, an automaton with fewer states never reaches v_0 , and thus never encounters any difference between these subgraphs. Thus, it carries out the same computation on both subgraphs H_{start} and $H_{\text{dead end}}$, with the same result. \square

Now, using the subgraphs H_{start} and $H_{\text{dead end}}$ as building blocks, the next goal is to construct a subgraph which encodes a number from 0 to $n-1$, so that this number is easy to calculate along with getting out of this subgraph for the first time, but if it is ever forgotten, then it cannot be recovered without using too many states. For each number $i \in \{0, \dots, n-1\}$ and for each direction $d \in D$, this is a graph $F_{i,d}$ that contains the initial label and encodes the number i , and a graph F_d with no initial label that encodes no number at all.

Lemma 2. *For every $k \geq 4$ there is a signature S_F obtained from S_{start} by adding several new node labels, such that, for every $n \geq 2$ there are subgraphs $F_{i,d}$ and F_d , for all $i \in \{0, \dots, n-1\}$ and $d \in D$, with the following properties.*

- I. *Each subgraph $F_{i,d}$ and F_d has one external edge in the direction d . Subgraphs of the form $F_{i,d}$ have an initial node, and subgraphs F_d do not have one.*
- II. *There is an automaton with states $\{q_0, \dots, q_{n-1}\}$, which, having started on every subgraph $F_{i,d}$ in the initial node, eventually gets out in the state q_i .*
- III. *Every automaton with fewer than $2(k-3)(n-1)$ states, having entered $F_{i,d}$ and F_d with the same d by the external edge in the same state, either leaves both subgraphs in the same state, or accepts both, or rejects both, or loops on both.*

Each subgraph $F_{i,d}$ is a chain of n nodes, with the subgraph H_{start} attached at the i -th position, and with $n-1$ copies of $H_{\text{dead end}}$ attached at the remaining positions, as illustrated in Figure 2. The automaton in Part II gets out of H_{start} and then moves along the chain to the left, counting the number of steps, so that it gets out of the final node u_{go} in the state q_i . The proof of Part III relies on Lemma 1 (part III): if an automaton enters $F_{i,d}$ and F_d from the outside, it ends up walking over the chain and every time it enters any of the attached subgraphs H_{start} and $H_{\text{dead end}}$, it cannot distinguish between them and continues in the same way on all $F_{i,d}$ and F_d .

Proof. The new signature S_F has the following new non-initial node labels: $\{c_{st}, c', go'_a, go'_b\} \cup \{go_d \mid d \in D\}$. The labels have the following sets of directions: $D_{c_{st}} = \{-a, b\}$, $D_{c'} = \{-a, -b, b\}$, $D_{go'_a} = \{-a, -b, a\}$, $D_{go'_b} = \{-a, -b, b\}$, $D_{go_d} = \{-a, d\}$ with $d \neq -a$, and $D_{go_{-a}} = \{-b, -a\}$.

For $n \geq 2$, the subgraphs $F_{i,d}$ and F_d are constructed as follows, using the subgraphs H_{start} and $H_{\text{dead end}}$ given in Lemma 1.

The subgraph $F_{i,d}$, illustrated in Figure 2, is a chain of nodes $u_0, \dots, u_{n-1}, u_{go}$; the first $n-1$ nodes are linked with $(b, -b)$ -edges. The node u_{n-1} is linked to u_{go} by an edge

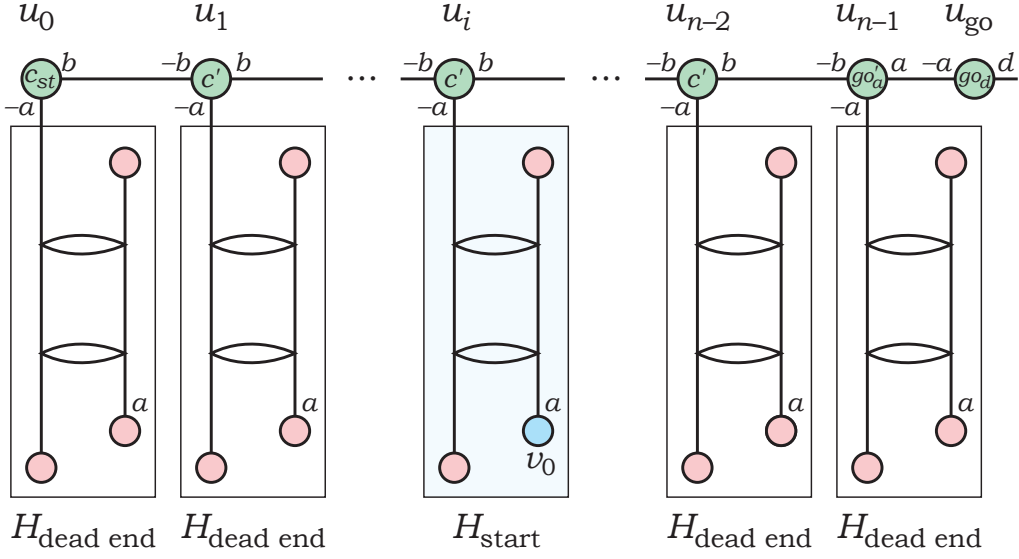


Figure 2: The subgraph $F_{i,d}$, with $d \neq -a$; for $d = -a$ the subgraph has u_{n-1} labelled with go'_b , and a $(b, -b)$ -edge to u_{go} .

$(a, -a)$ if $d \neq -a$, and by an edge $(b, -b)$ for $d = -a$. The label of u_0 is c_{st} , the nodes u_1, \dots, u_{n-2} all have label c' , and u_{n-1} is labelled with go'_a , if $d \neq -a$, or with go'_b , if $d = -a$. The node u_{go} has label go_d , and has an external edge in the direction d .

Each node u_0, \dots, u_{n-1} has a subgraph H_{start} or $H_{dead\ end}$ attached in the direction $-a$. This is H_{start} for u_i , and $H_{dead\ end}$ for the rest of these nodes.

The subgraph F_d is the same as $F_{i,d}$, except for having $H_{dead\ end}$ attached to all nodes u_0, \dots, u_{n-1} .

It is left to prove that the subgraphs $F_{i,d}$ and F_d thus constructed satisfy the conditions in the lemma.

Part II of this lemma asserts that there is an n -state automaton that gets out of $F_{i,d}$ in the state q_i , for all i and d . Having started in the initial node inside a subgraph H_{start} , the automaton operates as the n -state automaton given in Lemma 1(part II) which leaves H_{start} in some state q . Denote this state by q_{n-1} , and let $\{q_0, \dots, q_{n-2}\}$ be the remaining states (it does not matter which of these states is initial). Then the automaton follows the chain of nodes to the right, decrementing the number of the state at each node labelled with c_{st} or c' . At the nodes labelled with go'_a , go'_b or go_d , the automaton continues to the right without changing its state. Thus, for each subgraph $F_{i,d}$, the automaton gets out in the state q_i , as desired.

Turning to the proof of Part III, consider an automaton with fewer than $2(k-3)(n-1)$ states and let $d \in D$ be any direction. The subgraphs $F_{i,d}$ for various i , as well as the subgraph F_d , differ only in the placement of the subgraph H_{start} among the subgraphs $H_{dead\ end}$, or in its absence. On each of the subgraphs $F_{i,d}$ or F_d , the automaton first moves over the chain of nodes $u_0, \dots, u_{n-1}, u_{go}$, which is the same in all subgraphs. Whenever, at some node u_j , it enters the j -th attached subgraph, whether it is H_{start} or $H_{dead\ end}$, according to Lemma 1, it is not able to distinguish between them, and the computation has the same outcome: it either emerges out of each of the attached subgraphs in the same state, or accepts on either of them, etc. If the computation continues, it continues from the same state and the same node in all $F_{i,d}$ and F_d , and thus the computations on

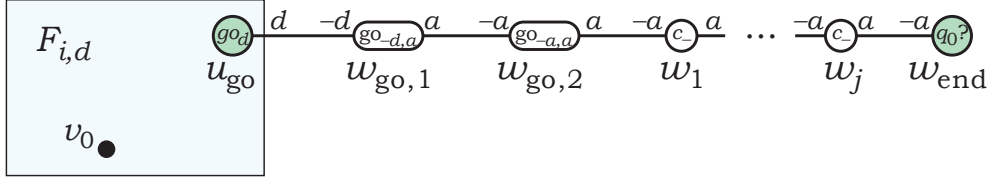


Figure 3: The graph $G_{i,j,d}$, with $d \neq -a$; for $d = -a$ the graph has $w_{go,1}$ labelled with $go_{a,b}$ and $w_{go,2}$ labelled with $go_{-b,a}$, linked with a $(b, -b)$ -edge.

all these subgraphs proceed in the same way and share the same outcome. \square

Proof of Theorem 2. The signature S is defined by adding some further node labels to the signature S_F from Lemma 2, maintaining the same set of directions D . Let the directions be cyclically ordered, with $next(d)$ representing the next direction after d according to this order, whereas $prev(d)$ is the previous direction. The order is chosen so that, for each direction d , its opposite direction is neither $next(d)$ nor $next(next(d))$.

The new node labels, all non-initial, are: $\{go_{-d,a} \mid d \in D \setminus \{-a\}\} \cup \{go_{a,b}, c_-, q_0?\} \cup \{d? \mid d \in D\} \cup \{acc_d, rej_d \mid d \in D\}$. These labels have the following sets of directions: $D_{go_{d_1,d_2}} = \{d_1, d_2\}$; $D_{c_-} = \{-a, a\}$; $D_{q_0?} = \{-a\}$; $D_{d?} = D$ for all $d \in D$; $D_{acc_d} = D_{rej_d} = \{-d, -next(d), next(next(d))\}$ for all $d \in D$, where the directions $-d, -next(d), next(next(d))$ are pairwise distinct by assumption.

The node-replacement homomorphism h mapping graphs over S to graphs over S affects only labels of the form $d?$, with $d \in D$, whereas the rest of the labels are unaffected, that is, mapped to single-node subgraphs with the same label. Each label $d?$, for $d \in D$, is replaced with a circular subgraph $h(d?)$ as illustrated in Figure 4. Its nodes are v_e , for all $e \in D$. The node v_d has label acc_d , and every node v_e , with $e \neq d$, is labelled with rej_e . Each node v_e , with $e \in D$, is connected to the next node $v_{next(e)}$ by an edge in the direction $next(next(e))$; also it has an external edge in the direction $-e$. Overall, the subgraph $h(d?)$ has an external edge in each direction, as it should have, since $D_{d?} = D$.

The graph $G_{i,j,d}$ is defined by taking $F_{i,d}$ from Lemma 2 and attaching to it a chain of $j + 3$ nodes, as shown in Figure 3. The new nodes are denoted by $w_{go,1}, w_{go,2}, w_1, \dots, w_j, w_{end}$, where the external edge of $F_{i,d}$ is linked to $w_{go,1}$ in the direction d . If $d \neq -a$, then the nodes $w_{go,1}$ and $w_{go,2}$ have labels $go_{-d,a}$ and $go_{-a,a}$, and are connected with an $(a, -a)$ -edge; and if $d = -a$, then the labels are $go_{a,b}$ and $go_{-b,a}$, and the edge is $(b, -b)$. The nodes w_1, \dots, w_j are labelled with c_- , the label of w_{end} is $q_0?$, and all of them are connected with $(a, -a)$ -edges.

The form of the graph $G_{i,d,d'}$, presented in Figure 4 for the case $d = d'$, is simpler. It has a subgraph $F_{i,d}$ with the initial node, and $k - 1$ subgraphs F_e , with $e \in D \setminus \{d\}$. The external edges of these k subgraphs are all linked to a new node v labelled with $d'?$.

Claim 2. *There exists an n -state automaton A , which accepts $h(G_{i,j,d})$ if and only if $i = j$, and which accepts $h(G_{i,d,d'})$ if and only if $d = d'$.*

Proof. The automaton is based on the one defined in Lemma 2 (part II). It works over the signature S_F and has n states $\{q_0, \dots, q_{n-1}\}$. Having started on a graph $F_{i,d}$, it eventually gets out in the state q_i . It remains to define the right transitions by the new labels in the signature S . At each label go_{d_1,d_2} , the automaton moves in the direction d_2 in the same state. At a label c_- the automaton decrements the number of its current state and moves

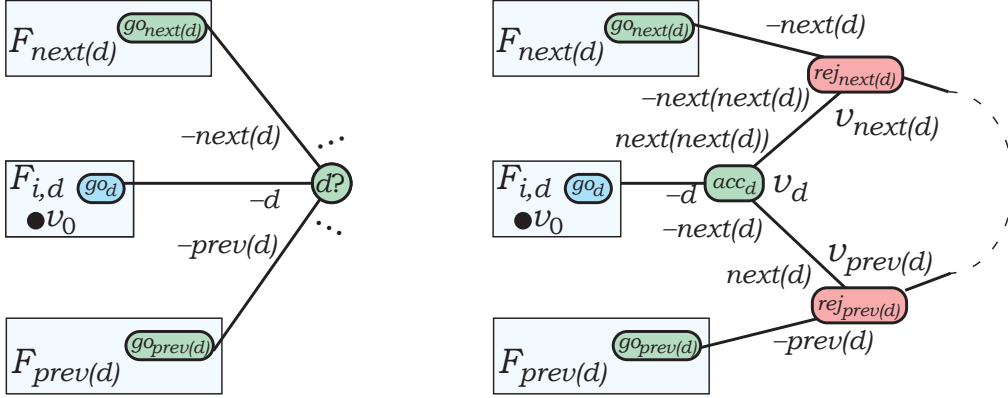


Figure 4: The graph $G_{i,d}$ and its image $h(G_{i,d,d})$.

in the direction a . If it ever comes to a label c_- in the state q_0 , it rejects. At the label $q_0?$, the automaton accepts if its current state is q_0 , and rejects in all other states. Turning to the labels introduced by the homomorphism, for all $d \in D$, the automaton immediately accepts at acc_d and rejects at rej_d , regardless of its current state.

To see that the automaton A operates as claimed, first consider its computation on the graph $h(G_{i,j,d}) = G_{i,j,d}$. It starts at the initial node in $F_{i,d}$, then leaves $F_{i,d}$ in the state q_i , passes through the nodes $w_{go,1}$ and $w_{go,2}$ without changing its state, and then decrements the number of the state at the nodes w_1, \dots, w_j . If $i = j$, then the automaton A makes j decrements, and arrives to the node with the label $q_0?$ in the state q_0 , and accordingly accepts. If $i > j$, then it comes to $q_0?$ in the state $q_{i-j} \neq q_0$ and rejects. If $i < j$, then A enters the state q_0 at one of the labels c_- , and rejects there. Thus, A works correctly on graphs of the form $h(G_{i,j,d})$.

In the graph $h(G_{i,d,d'})$, the homomorphism has replaced the node v from $G_{i,d,d'}$ with a ring of nodes with labels $acc_{d'}$ and rej_e , with $e \neq d'$. The automaton A starts in the subgraph $F_{i,d}$ and leaves it in the direction d , thus entering the ring at the node v_d . Then, if $d = d'$, it sees the label $acc_{d'}$ and accepts, and otherwise it sees the label rej_d and rejects. The automaton does not move along the circle. \square

The automaton is based on the one defined in Lemma 2 (part II). On the graph $h(G_{i,j,d})$, it gets out of the subgraph $F_{i,d}$ in the state q_i , and then decrements the counter j times as it continues to the right; if it reaches the end of the chain in q_0 , it accepts. On the graph $h(G_{i,d,d'})$, the automaton comes to the ring $h(d'?)$; if $d = d'$, it arrives at the node with label acc_d and accepts; otherwise, the label is rej_d , and it rejects.

Claim 3. *Let an automaton B accept a graph G if and only if A accepts $h(G)$. Then B has at least nk states.*

The proof is by contradiction. Suppose that B has fewer than nk states. Since $nk \leq 2 \cdot \frac{2}{3}k \cdot \frac{3}{4}n \leq 2(k-3)(n-1)$, Lemma 2 (part III) applies, and the automaton B cannot distinguish between the subgraphs $F_{i,d}$ and F_d if it enters them from the outside.

On the graph $G_{i,j,d}$, the automaton must check that i is equal to j , where the latter is the number of labels c_- after the exit from $F_{i,d}$. In order to check this, B must exit this subgraph. Denote by $q_{i,d}$ the state, in which the automaton B leaves the subgraph $F_{i,d}$ for the first time. There are nk such states $\{q_{i,d} \mid i = 0, \dots, n-1; d \in D\}$, and since

B has fewer states, some of these states must coincide. Let $q_{i,d} = q_{j,d'}$, where $d \neq d'$ or $i \neq j$. There are two cases to consider.

- Case 1: $d \neq d'$. The automaton B must accept $G_{i,d,d}$ and reject $G_{j,d',d}$. On either graph, it first arrives to the corresponding node v in the same state $q_{i,d} = q_{j,d'}$, without remembering the last direction taken. Then, in order to tell these graphs apart, the automaton must carry out some further checks. However, every time B leaves the node v in any direction $e \in D$, it enters a subgraph, which is either the same in $G_{i,d,d}$ and $G_{j,d',d}$ (if $e \neq d, d'$), or it is a subgraph that is different in the two graphs, but, according to Lemma 2 (part III), no automaton of this size can distinguish between these subgraphs. Therefore, B either accepts both graphs, or rejects both graphs, or loops on both, which is a contradiction.
- Case 2: $d = d'$ and $i \neq j$. In this case, consider the computations of B on the graphs $G_{i,j,d}$ and $G_{j,j,d}$: the former must be rejected, the latter accepted. However, by the assumption, the automaton leaves $F_{i,d}$ and $F_{j,d}$ in the same state $q_{i,d} = q_{j,d}$. From this point on, the states of B in the two computations are the same while it walks outside of $F_{i,d}$ and $F_{j,d}$, and each time it reenters these subgraphs, by Lemma 2 (part III), it either accepts both, or rejects both, or loops on both, or leaves both in the same state. Thus, the whole computations have the same outcome, which is a contradiction.

The contradiction obtained shows that B has at least nk states. □

4 A characterization of regular tree languages

The next question investigated in this paper is whether the family of graph languages recognized by graph-walking automata is closed under homomorphisms. In this section, non-closure is established already for tree-walking automata and for injective homomorphisms.

The proof is based on a seemingly unrelated result. Consider the following known representation of regular string languages.

Theorem A (Latteux and Leguy [14]). For every regular language $L \subseteq \Sigma^*$ there exist alphabets Ω and Γ , a special symbol $\#$, and homomorphisms $f: \Omega^* \rightarrow \#^*$, $g: \Omega^* \rightarrow \Gamma^*$ and $h: \Sigma^* \rightarrow \Gamma^*$, such that $L = h^{-1}(g(f^{-1}(\#)))$.

A similar representation shall now be established for regular tree languages, that is, those recognized by deterministic bottom-up tree automata.

For uniformity of notation, tree and tree-walking automata shall be represented in the notation of graph-walking automata, as in Section 2, which is somewhat different from the notation used in the tree automata literature. This is only notation, and the trees and the automata are mathematically the same.

Definition 5. A signature $S = (D, -, \Sigma, \Sigma_0, (D_a)_{a \in \Sigma})$ is a *tree signature*, if it is of the following form. The set of directions is $D = \{+1, -1, \dots, +k, -k\}$, for some $k \geq 1$, where directions $+i$ and $-i$ are opposite to each other. For every label $a \in \Sigma$, the number of its children is denoted by $\text{rank } a$, with $0 \leq \text{rank } a \leq k$. Every initial label $a_0 \in \Sigma_0$ has

directions $D_{a_0} = \{+1, \dots, +\text{rank } a_0\}$. Every non-initial label $a \in \Sigma \setminus \Sigma_0$ has the set of directions $D_a = \{-d, +1, \dots, +\text{rank } a\}$, for some $d \in \{1, \dots, k\}$.

A tree is a connected graph over a tree signature.

This definition implements the classical notion of a tree as follows. The initial node is the root of a tree. In a node v with label a , the directions $\{+1, \dots, +\text{rank } a\}$ lead to its children. The child in the direction $+i$ accordingly has direction $-i$ to its parent. This direction to the parent is absent in the root node. Labels a with $\text{rank } a = 0$ are used in the leaves.

Definition 6. A (deterministic bottom-up) tree automaton over a tree signature $S = (D, -, \Sigma, \Sigma_0, (D_a)_{a \in \Sigma})$ is a triple $A = (Q, q_{acc}, (\delta_a)_{a \in \Sigma})$, where

- Q is a finite set of states;
- $q_{acc} \in Q$ is the accepting state, effective in the root node;
- $\delta_a: Q^{\text{rank } a} \rightarrow Q$, for each $a \in \Sigma$, is a function computed at the label a . If $\text{rank } a = 0$, then δ_a is a constant that sets the state in a leaf.

Given a tree T over a signature S , a tree automaton A computes the state in each node, bottom-up. The state in each leaf v labelled with a is set to be the constant $\delta_a()$. Once a node v labelled with a has the states in all its children computed as $q_1, \dots, q_{\text{rank } a}$, the state in the node v is computed as $\delta_a(q_1, \dots, q_{\text{rank } a})$. This continues until the value in the root is computed. If it is q_{acc} , then the tree is accepted, and otherwise it is rejected. The tree language recognized by A is the set of all trees over S that A accepts. A tree language is called regular if it is recognized by some tree automaton.

The generalization of Theorem A to the case of trees actually uses only two homomorphisms, not three. The inverse homomorphism f^{-1} in Theorem A is used to generate the set of all strings with a marked first symbol out of a single symbol. Trees cannot be generated this way. The characterization given below starts from the set of all trees over a certain signature, in which the root is already marked by definition; this achieves the same effect as $f^{-1}(\{\#\})$ in Theorem A. The remaining two homomorphisms do basically the same as in the original result, only generalized to trees.

Theorem 3. *Let L be a regular tree language over some tree signature S_{reg} . Then there exist tree signatures S_{comp} and S_{mid} , and injective homomorphisms $g: L(S_{comp}) \rightarrow L(S_{mid})$ and $h: L(S_{reg}) \rightarrow L(S_{mid})$, such that $L = h^{-1}(g(L(S_{comp})))$.*

Proof. The signature S_{mid} extends S_{reg} with a few new non-initial node labels; the set of directions is preserved. The new labels are k labels for internal nodes, e_1, \dots, e_k , with $\text{rank } e_i = k$ and $D_{e_i} = \{-i, +1, \dots, +k\}$, and k more labels for leaves, end_1, \dots, end_k , with $\text{rank } end_i = 0$ and $D_{end_i} = \{-i\}$. These labels are used to construct a *fishbone subgraph*: a fishbone subgraph of length ℓ in the direction i is a chain of ℓ internal nodes, all labelled with e_i , which begins and ends with external edges in the directions $-i$ and $+i$; all directions except $\pm i$ lead to leaves labelled with end_j .

An injective homomorphism $h: L(S_{reg}) \rightarrow L(S_{mid})$ is defined to effectively replace each $(+i, -i)$ -edge with a fishbone subgraph of length n in the direction i , without affecting the original nodes and their labels, as illustrated in Figure 5. Formally, h replaces each

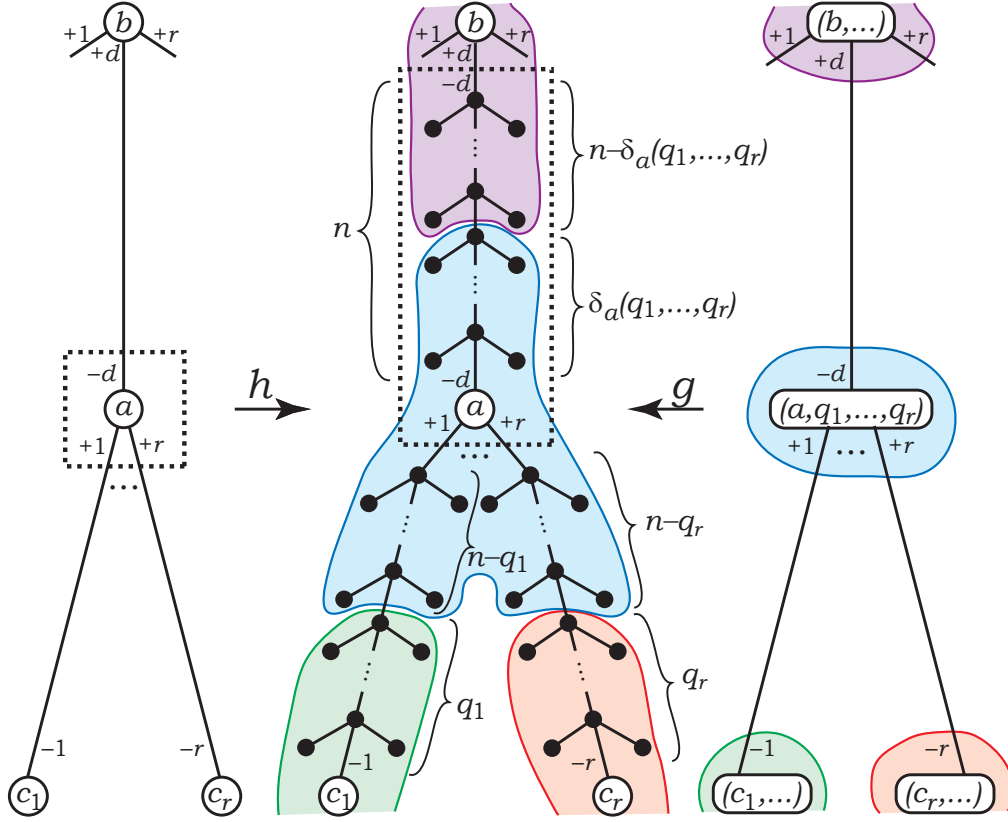


Figure 5: Homomorphisms h and g mapping the original tree T (left) and the corresponding valid annotated tree T_{comp} (right) to the same tree with fishbones.

non-initial node labelled with $a \in \Sigma \setminus \Sigma_0$ as follows. Let $D_a = \{-d, +1, \dots, +\text{rank } a\}$ be its set of directions. Then, $h(a)$ is the following subgraph: it consists of a node with the same label a , a fishbone subgraph of length n attached in the direction $-d$, and $\text{rank } a$ external edges in the directions $+1, \dots, +\text{rank } a$. The initial node is mapped to itself.

The main idea of the construction is to take a tree accepted by A and annotate node labels with the states in the accepting computation of A on this tree. Another homomorphism g maps such annotated trees to trees over the signature S_{mid} , with fishbones therein. Annotated trees that correctly encode a valid computation are mapped to trees with all fishbones of length exactly n ; then, h^{-1} decodes the original tree out of this encoding. On the other hand, any mistakes in the annotation are mapped by g to a tree with some fishbones of length other than n , and these trees have no pre-images under h .

Trees with annotated computations are defined over the signature S_{comp} . This signature uses the same set of directions as in S_{reg} . For every non-initial label $a \in \Sigma \setminus \Sigma_0$ in S_{reg} , the signature S_{comp} has $|Q|^{\text{rank } a}$ different labels corresponding to all possible vectors of states in its children. Thus, for every $\mathbf{q} = (q_1, \dots, q_{\text{rank } a}) \in Q^{\text{rank } a}$, there is a non-initial label (a, \mathbf{q}) in S_{comp} , with $\text{rank}(a, \mathbf{q}) = \text{rank } a$ and $D_{(a, \mathbf{q})} = D_a$. For every initial label $a_0 \in \Sigma_0$ in S_{reg} , the signature S_{comp} contains only those initial labels (a_0, \mathbf{q}) , for which the vector $\mathbf{q} \in Q^{\text{rank } a_0}$ of states in the children leads to acceptance, that is, $\delta_{a_0}(\mathbf{q}) = q_{acc}$. The rank and the set of directions are also inherited: $\text{rank}(a_0, \mathbf{q}) = \text{rank } a_0$ and $D_{(a_0, \mathbf{q})} = D_{a_0}$. There is at least one initial label in S_{comp} , because $L \neq \emptyset$. If $\text{rank } a = 0$, then the set $Q^{\text{rank } a}$ contains a unique vector \mathbf{q} of length 0. Such a label has only one copy (a, \mathbf{q}) in

the signature S_{comp} , or none at all, if $a = a_0 \in \Sigma_0$ and $\delta_a(\mathbf{q}) \neq q_{acc}$.

For every tree T over S_{reg} that is accepted by A , the accepting computation of A on T is represented by a tree T_{comp} over the signature S_{comp} , in which every label is annotated with the vector of states in the children of this node. Annotated trees that do not encode a valid computation have a mismatch in at least one node v , that is, the state in some i -th component of the vector in the label does not match the state computed in the i -th child. It remains to separate valid annotated trees from invalid ones.

The homomorphism $g: L(S_{comp}) \rightarrow L(S_{mid})$ is formally defined as follows. Let (a, \mathbf{q}) be a non-root label with $\mathbf{q} = (q_1, \dots, q_{\text{rank } a}) \in Q^{\text{rank } a}$ and $D_a = \{-d, +1, \dots, +\text{rank } a\}$. Then, g maps (a, \mathbf{q}) to a subgraph $g((a, \mathbf{q}))$, which is comprised of a central node v_{center} labelled with a , with fishbone subgraphs attached in all directions. The direction $-d$ is attached to the bottom of a fishbone graph in the direction d of length $\delta_a(\mathbf{q})$. The subgraph attached in each direction $+i$ is a fishbone of length $n - q_i$ in the direction i . The external edges of the subgraph $g((a, \mathbf{q}))$ come out of these fishbones. If $n - q_i = 0$, then the fishbone of length 0 is an external edge in the direction $+i$. The image of a root label (a_0, \mathbf{q}) under g is defined in the same way, except for not having a direction $-d$ and the corresponding fishbone.

Images of trees under the homomorphism g are of the following form.

Claim 4. *Let \tilde{T} be an annotated tree over the signature S_{comp} , with the nodes v^1, \dots, v^m labelled with $(a^1, \mathbf{q}^1), \dots, (a^m, \mathbf{q}^m)$. Then the tree $g(\tilde{T})$ is obtained from \tilde{T} as follows: every label (a^t, \mathbf{q}^t) is replaced with a^t , and every edge $(+i, -i)$ linking a parent v^s to a child v^t in \tilde{T} is replaced with a fishbone of length $n - q_i^s + \delta_{a^t}(\mathbf{q}^t)$ in the direction i .*

The image of all valid annotated trees under g is exactly $h(L)$.

Claim 5. *Let T be a tree accepted by A , and let T_{comp} be an annotated tree that encodes the computation of A on T . Then, the homomorphism g maps T_{comp} to $h(T)$.*

Indeed, if an annotated tree represents a valid computation, then, in Claim 4, $q_i^s = \delta_{a^t}(\mathbf{q}^t)$ holds for every pair of a parent v_s and its i -th child v_t , and thus all fishbones are of length n , as in $h(T)$. For the same reason, g maps invalid annotated trees to trees without pre-images under h . Therefore, $h^{-1}(g(L(S_{comp}))) = L$.

The homomorphism h is injective, because it does not affect the node labels and only attaches fixed subgraphs to them. On the other hand, g erases the second components of labels, and its injectivity requires an argument.

Claim 6. *The homomorphism g is injective.*

Proof. Let T and T' be trees over S_{comp} that are mapped to the same tree $g(T) = g(T')$. It is claimed that $T = T'$. By Claim 4, both trees T and T' have the same set of nodes and the same edges between these nodes, as well as the same first components of their labels.

It remains to show that the second components of labels at the corresponding nodes of T and T' also coincide. This is proved by induction, from leaves up to the root. For a leaf, the second component is an empty vector in both trees. For every internal node v^s in these trees, let (a^s, \mathbf{q}^s) be its label in T and let (a^s, \mathbf{r}^s) be its label in T' . Consider its i -th child v^t ; by the induction hypothesis it has the same label (a^t, \mathbf{q}^t) in both trees. Claim 4 asserts that the fishbone between v_s and v_t in $g(T)$ is of length $n - q_i^s + \delta_{a^t}(\mathbf{q}^t)$, and the length of the fishbone between v_s and v_t in $g(T')$ is $n - r_i^s + \delta_{a^t}(\mathbf{q}^t)$. Since this

is actually the same fishbone, this implies that $q_i^s = r_i^s$, and the labels of v_s in both trees are equal. This completes the induction step and proves that $T = T'$. \square

Thus, the homomorphisms h and g are as desired. \square

Theorem 4. *The class of tree languages recognized by tree-walking automata is not closed under injective homomorphisms.*

Proof. Suppose it is closed. It is claimed that then every regular tree language is recognized by a tree-walking automaton. Let L be a regular tree language over some tree signature S_{reg} . Then, by Theorem 3, there exist tree signatures S_{comp} and S_{mid} , and injective homomorphisms $g: L(S_{comp}) \rightarrow L(S_{mid})$ and $h: L(S_{reg}) \rightarrow L(S_{mid})$, such that $L = h^{-1}(g(L(S_{comp})))$. The language $L(S_{comp})$ is trivially recognized by a tree-walking automaton that accepts every tree right away. Then, by the assumption on the closure under g , the language $g(L(S_{comp}))$ is recognized by another tree-walking automaton. By Theorem 1, its inverse homomorphic image L is recognized by a tree-walking automaton as well. This contradicts the result by Bojańczyk and Colcombet [2] on the existence of regular tree languages not recognized by any tree-walking automata. \square

5 Future work

The lower bound on the complexity of inverse homomorphisms is obtained using graphs with cycles. So it does not apply to the important case of tree-walking automata (TWA). On the other hand, in the even more restricted case of two-way finite automata (2DFA), the state complexity of inverse homomorphisms is known to be $2n$ [8], which is in line of the kn bound in this paper, as 2DFA have $k = 2$. It would be interesting to fill in the missing case of TWA.

Also, other recent lower bounds on the size of graph-walking automata [15] do not apply to TWA, and require a separate investigation.

References

- [1] M. Bojańczyk, T. Colcombet, “Tree-walking automata cannot be determinized”, *Theoretical Computer Science*, 350:2–3 (2006), 164–173. 1
- [2] M. Bojańczyk, T. Colcombet, “Tree-walking automata do not recognize all regular languages”, *SIAM Journal on Computing*, 38:2 (2008), 658–701. 1, 4
- [3] L. Budach, “Automata and labyrinths”, *Mathematische Nachrichten*, 86:1 (1978), 195–282. 1
- [4] K. Čulík II, F. E. Fich, A. Salomaa, “A homomorphic characterization of regular languages”, *Discrete Applied Mathematics*, 4:2 (1982), 149–152. 1
- [5] Y. Disser, J. Hackfeld, M. Klimm, “Tight bounds for undirected graph exploration with pebbles and multiple agents”, *Journal of the ACM*, 66:6 (2019), 40:1-40:41. 1
- [6] P. Fraigniaud, D. Ilcinkas, G. Peer, A. Pelc, D. Peleg, “Graph exploration by a finite automaton”, *Theoretical Computer Science*, 345:2–3 (2005), 331–344. 1

- [7] V. Geffert, C. Mereghetti, G. Pighizzini, “Converting two-way nondeterministic unary automata into simpler automata”, *Theoretical Computer Science*, 295:1–3 (2003), 189–203. 1
- [8] G. Jirásková, A. Okhotin, “On the state complexity of operations on two-way finite automata”, *Information and Computation*, 253:1 (2017), 36–63. 1, 5
- [9] C. A. Kapoutsis, “Removing bidirectionality from nondeterministic finite automata”, *Mathematical Foundations of Computer Science* (MFCS 2005, Gdańsk, Poland, August 29–September 2, 2005), LNCS 3618, 544–555. 1
- [10] C. A. Kapoutsis, “Two-way automata versus logarithmic space”, *Theory of Computing Systems*, 55:2 (2014), 421–447. 1
- [11] M. Kunc, A. Okhotin, “Describing periodicity in two-way deterministic finite automata using transformation semigroups”, *Developments in Language Theory* (DLT 2011, Milan, Italy, 19–22 July 2011), LNCS 6795, 324–336. 1
- [12] M. Kunc, A. Okhotin, “State complexity of operations on two-way finite automata over a unary alphabet”, *Theoretical Computer Science*, 449 (2012), 106–118. 1
- [13] M. Kunc, A. Okhotin, “Reversibility of computations in graph-walking automata”, *Information and Computation*, 275 (2020), article 104631. 1, 1
- [14] M. Latteux, J. Leguy, “On the composition of morphisms and inverse morphisms”, *ICALP 1983*, 420–432. 1, A
- [15] O. Martynova, A. Okhotin, “Lower bounds for graph-walking automata”, *38th Annual Symposium on Theoretical Aspects of Computer Science* (STACS 2021, Saarbrücken, Germany, 16–19 March 2021), LIPIcs 187, 52:1–52:13. 1, 3, 3, 5
- [16] M. Sipser, “Halting space-bounded computations”, *Theoretical Computer Science*, 10:3 (1980), 335–338.