

SEARCH FOR INVARIANT SETS OF THE GENERALIZED TENT MAP

KIMBERLY AYERS, DMITRIY DMITRISHIN, AMI RADUNSKAYA,
ALEXANDER STOKOLOS, AND CONSTANTINE STOKOLOS

ABSTRACT. This paper describes a predictive control method to search for unstable periodic orbits of the generalized tent map. The invariant set containing periodic orbits is a repelling set with a complicated Cantor-like structure. Therefore, a simple local stabilization of the orbit may not be enough to find a periodic orbit, due to the small measure of the basin of attraction. It is shown that for certain values of the control parameter, both the local behavior and the global behavior of solutions change in the controlled system; in particular, the invariant set enlarges to become an interval or the entire real axis. The computational particularities of using the control system are considered, and necessary conditions for the orbit to be periodic are given. The question of local asymptotic stability of subcycles of the controlled system's stable cycles is fully investigated, and some statistical properties of the subset of the classical Cantor middle thirds set that is determined by the periodic points of the generalized tent map are described.

Keywords. Generalized tent map, predictive control, periodic orbits, local stabilization, invariant sets.

INTRODUCTION

In his seminal paper *R. Lozi* noted that numerical computations using computers play a central role in analyzing solutions of nonlinear dynamical systems, that computer-aided proofs are complex and necessarily require additional special validation of the results [1]. Nevertheless, numerous studies in fields related to chaotic dynamical systems are confident in the numerical solutions that they found using popular software, sometimes without carefully checking the reliability of these results. Computationally, computers store numbers in registers and memory cells with a limited number of digits. Thus, the set of real numbers represented in the machine is discrete and finite - irrational numbers, and rational numbers with infinite decimal expansions are

rounded to decimal expansions that terminate. This can lead to problems when attempting to numerically find unstable periodic orbits of discrete chaotic dynamical systems.

Consider the family of chaotic dynamical systems given by the *generalized tent map*:

$$(1) \quad x_{n+1} = f(x_n), \quad n = 1, 2, \dots,$$

where

$$(2) \quad f(x) = H \left(\frac{1}{2} - \left| x - \frac{1}{2} \right| \right) = \begin{cases} Hx, & x \leq \frac{1}{2}, \\ H(1-x), & x > \frac{1}{2}, \end{cases}$$

$x \in (-\infty, +\infty)$, $H \geq 2$. Note that, despite the relative simplicity of function (2), Equation (1) is of great theoretical importance and has appeared in several applications [2,3]. Consider the classical tent map, given by $H = 2$. Note that $x_0 = \frac{2}{3}$ is a fixed point: $f(\frac{2}{3}) = \frac{2}{3}$. Since $|f'(\frac{2}{3})| = 2 > 1$, $\frac{2}{3}$ is an unstable fixed point. Thus, any amount of rounding error will cause an orbit to eventually diverge from this fixed point, and we can see this computationally.

In this article, we show how we can correct the computational procedure in the problem of finding unstable periodic orbits of a nonlinear discrete system using the tent map as an illustrative example.

The dynamics of even the simplest nonlinear discrete systems can be quite complex [4–6]. Such systems are often characterized by extremely unstable motions in phase space, which are defined as chaotic [4]. In dissipative systems, these motions define invariant sets, which can be strange attractors or repellers. Trajectories on such invariant sets have positive Lyapunov exponents; therefore, these trajectories are exponentially sensitive to the initial conditions. Unstable periodic orbits are canonical examples of repelling invariant sets, and we can get insight into the general study of repellers by considering unstable periodic orbits. Periodic orbits have a hierarchical structure determined by their length, which makes it possible to calculate various characteristics of invariant sets and their subsets, for example, topological dimension and entropy [7]. However, when applying numerical methods to search for points along a periodic orbits we encounter a number of fundamental problems. Due to sensitivity to initial conditions and rounding errors, after several calculation steps the results can vary greatly depending on the chosen calculation accuracy: the so-called “butterfly effect” occurs.

Even with a real possibility to choose a very high accuracy of calculations, we will never be able to say with certainty what we actually found: a long cycle, a pseudo-cycle or a strange attractor [1].

There are several methods of searching for periodic orbits of a non-linear discrete system, which can be divided into two groups: methods that do not use the correction of the original discrete dynamical system, for example, the method of interval arithmetic analysis [8–10], or the method connected with the construction of special Hamiltonian systems [7]; and methods based on local stabilization of an unknown periodic orbit of a given length [11–16]. The second group of methods is more preferable in the sense that their accuracy increases with the number of iterations, due to the correction of the original dynamical system. If we can locally stabilize the orbit with the help of the control action, then the trajectories of the system will remain in the neighborhood of the orbit and will be attracted to it, i.e. the periodic orbit will be “found”. By choosing different initial points, different periodic orbits can be found. To solve the problems of stabilization in the search of periodic orbits, various control schemes were proposed that use information about the states of the controlled system at previous points in time [17–20] (delayed control) or about the states of the initial system at future points in time [21–24] (predictive control).

The purpose of this paper is to illustrate the effectiveness of the predictive control method using the example of the generalized tent map. The invariant sets of the generalized tent map are repellers that have the structure of a Cantor set. We show that in a controlled system, along with a change in the local behavior of solutions, the global behavior also changes. We describe the invariant sets of the controlled system, which are either a single interval or a union of intervals. Locally asymptotically stable periodic orbits are subsets of the invariant set. The basins of attraction of these orbits are also discussed.

The paper is organized as follows. In Section 1 we present the main result from previous work [24], which substantiates the generalized predictive control scheme. Section 2 poses the problem of finding a cycle of length T , and provides necessary and sufficient conditions for the local asymptotic stability of this cycle.

Section 2 presents the main theoretical results in the paper: it provides conditions under which all solutions of the controlled system are bounded (Theorem 1), or solutions with initial values from a given

interval are bounded (Theorem 2). We also show that the cycles do not lose the property of local asymptotic stability. In Section 3, some computational particularities of using the control system for finding cycles are considered, and necessary conditions for the found sequence to be a cycle are given. In Section 4, using the example of stabilization of cycles of small lengths, we consider the relationship between the graphical properties of the original map and the map determined by the controlled system. In Section 5, the question about local asymptotic stability of subcycles of the controlled system's stable cycles is fully investigated (Theorem 3). Section 6 studies subsets of the classical Cantor middle thirds set. Since any point in the Cantor set is a limit of periodic points, we can use the controlled system to visualize the Cantor set itself. We compare the distribution of periodic points of very long cycles to the distribution of points of the first type, i.e. endpoints of the intervals that make up the complement of the Cantor set. The images in this paper were created using Maple, and the files that generated them can be found at [25].

1. BACKGROUND

We consider the discrete system

$$(3) \quad x_{n+1} = f(x_n), \quad x_n \in \mathbb{R}^m, \quad n = 1, 2, \dots,$$

where $f(x)$ is, in general, a nonlinear differentiable function from \mathbb{R}^m to \mathbb{R}^m . It is assumed that this system has one or more unstable T -cycles (η_1, \dots, η_T) , where all the vectors η_1, \dots, η_T are distinct, i.e. $\eta_{j+1} = f(\eta_j)$, $j = 1, \dots, T - 1$, $\eta_1 = f(\eta_T)$. Vectors in the cycles are called *cyclic points*, and each cycle of length T constitutes a *T -periodic orbit*. The *multipliers* of the unstable cycles are defined as the eigenvalues of the products of Jacobi matrices $\prod_{j=1}^T f'(\eta_{T-j+1})$ of dimension $m \times m$ at the points of the cycle. The matrix $\prod_{j=1}^T f'(\eta_{T-j+1})$ is called the Jacobi matrix of the cycle (η_1, \dots, η_T) . The collection of all multipliers $\{\mu_1, \dots, \mu_m\}$ is called the spectrum of the Jacobi matrix. As a rule, the cycles (η_1, \dots, η_T) of system (3) are not known a priori. Consequently, the spectrum is not known either.

Consider the control system

$$(4) \quad x_{n+1} = f \left(\vartheta_1 x_n + \sum_{j=2}^N \vartheta_j f^{((j-1)T)}(x_n) \right).$$

The numbers $\vartheta_1, \dots, \vartheta_N$ are real. We can verify that when $\sum_{j=1}^N \vartheta_j = 1$, system (4) also has a cycle $\{\eta_1, \dots, \eta_T\}$. The problem is to choose a parameter N and coefficients $\vartheta_1, \dots, \vartheta_N$ so that the cycle $\{\eta_1, \dots, \eta_T\}$ of system (4) is locally asymptotically stable.

The following result gives a criterion for stability of the cycles in terms of the multipliers. We will see how to use this result to determine a suitable range for the control parameter, ϑ .

Proposition 1 ([24]). *Suppose $f \in C^1$ and that system (3) has an unstable T -cycle with multipliers $\{\mu_1, \dots, \mu_m\}$. Then this cycle will be a locally asymptotically stable cycle of system (4) if*

$$\mu_j [r(\mu_j)]^T \in D, \quad j = 1, \dots, m,$$

where $D = \{z \in C : |z| < 1\}$ is an open central unit disc on the complex plane, $r(\mu) = \sum_{j=1}^N \vartheta_j \mu^{j-1}$.

A set U is called *invariant* for equation (3) if for any $x_0 \in U$ it follows that $f^{(k)}(x_0) \in U$, $k = 1, 2, \dots$. It is shown in [26] that for $H = 3$ the invariant set of equation (1) is the classical Cantor set. Analogously, it can be shown that when $H > 2$, the invariant set for Equation (1) is a set of the Cantor type, that is an uncountable, closed set with zero Lebesgue measure. Note that each point of the invariant set can be represented in the form $\sum_{j=1}^{\infty} \frac{\alpha_j}{H^j}$, where $\alpha_j \in \{0, H-1\}$. This set includes a countable subset of all periodic points of map (2). If x_0 does not belong to the invariant set, then the corresponding sequence $\{f^{(k)}(x_0)\}_{k=1}^{\infty}$ tends to $-\infty$. Such invariant sets are called repellers of map (2). The problem we address in this paper is the following: for given T , can we numerically find T -periodic points of the tent map (2) as limit points of some iterative scheme.

2. MAIN RESULTS: THE CONTROL SYSTEM AND GLOBAL BEHAVIOR
OF THE CONTROL SYSTEM TRAJECTORIES

To solve the problem of finding unstable periodic orbits of the tent map, we will use the predictive control method, which we now describe explicitly. Along with equation (1), consider the equation

$$(5) \quad x_{n+1} = F(x_n), \quad n = 1, 2, \dots,$$

where $F(x) = f(\vartheta x + (1 - \vartheta)f^{(T)}(x))$, ϑ is some real number, called the *control parameter*, whose value will be determined later. We will call Equation (5) the *control system* for equation (1). The idea is to find the values of ϑ that stabilize our target periodic cycles.

Let $\{\eta_1, \dots, \eta_T\}$ be a cycle of the equation (1) of length T . Since $\vartheta\eta_k + (1 - \vartheta)f^{(T)}(\eta_k) = \eta_k$, then $F(\eta_k) = f(\eta_k)$, which means that the cycle of the equation (1) will also be a cycle of equation (5). Note that the converse statement is generally not true.

The multiplier of the equation (1) cycle is defined by the formula

$$\mu = f'(\eta_T) \cdot \dots \cdot f'(\eta_1).$$

Since $|f'(\eta_j)| = H$, then $|\mu| = H^T > 1$, that is, any cycle of equation (1) is unstable. Let us find the value of the multiplier λ of the same cycle $\{\eta_1, \dots, \eta_T\}$, but for equation (5). From Proposition 1 we get that

$$\lambda = \mu(\vartheta + (1 - \vartheta)\mu)^T.$$

In what follows, we will consider two cases separately: $\mu > 0$ and $\mu < 0$. Let $\mu = H^T$. Then the condition for local asymptotic stability of the T -cycle of equation (5) is: $|\lambda| = \left| H^T (\vartheta + (1 - \vartheta)H^T)^T \right| < 1$, from which it follows that

$$(6) \quad 1 < \frac{H^T - \frac{1}{H}}{H^T - 1} < \vartheta < \frac{H^T + \frac{1}{H}}{H^T - 1} < \frac{5}{2}.$$

If $\mu = -H^T$, then the condition for local asymptotic stability of the equation (5) cycle is: $|\lambda| = \left| H^T (\vartheta - (1 - \vartheta)H^T)^T \right| < 1$, from which

$$(7) \quad \frac{1}{2} < \frac{H^T - \frac{1}{H}}{H^T + 1} < \vartheta < \frac{H^T + \frac{1}{H}}{H^T + 1} < 1.$$

Thus, Proposition 1 yields the following conditions for asymptotic stability of cycles:

Claim 1. *Given a T -cycle of equation (1) with the multiplier μ . This cycle will be a locally asymptotically stable cycle of equation (5) if inequalities (6), in the case $\mu > 0$, or inequalities (7), when $\mu < 0$, are satisfied.*

If there are locally asymptotically stable cycles in equation (5), then the invariant set of this equation also includes the basins of attraction of these cycles. Since the basin of attraction of a cycle is an open set, its measure is positive. However, there remains the question about how large this measure is. This question is important when doing numerical experiments, because we must judiciously choose the initial point to be in the basin of attraction the desired cycle. Thus, as we pass from equation (1) to equation (5), we are ensured that the nature of the periodic orbit (the set of points of the cycle) changes from a repeller into an attractor. For numerical tractability, it is also important to know that we have a basin of attraction of sufficiently large measure.

Next, we will establish the properties of invariant sets of equation (5) and the global behavior of its solutions. In particular, we will show that under the conditions on the control parameter, θ , given in Claim 1, we have globally attracting invariant sets made up of intervals.

We state these properties as two theorems, one for the case when the multiplier μ is positive, and one when μ is negative. The proofs of the two theorems are broken down into several lemmas, each dealing with a specific range of ϑ values. The two main theorems follow from these lemmas, allowing us to find all cycles of arbitrary lengths with any given accuracy.

Theorem 1. *(Case $\mu > 0$)*

If inequalities $\frac{H^T - \frac{1}{H}}{H^T - 1} < \vartheta \leq \frac{H^T + \frac{1}{H}}{H^T - 1}$ are satisfied, then any solution of equation (5) is bounded, and its limit set is contained in $[0, \frac{H}{2}]$. Moreover, any T -cycle $\{\eta_1, \dots, \eta_T\}$ of this equation, for which the quantity $\mu = f'(\eta_T) \cdot \dots \cdot f'(\eta_1)$ is positive, is locally asymptotically stable.

Theorem 2. *(Case $\mu < 0$) If the inequalities $\frac{H^T - \frac{1}{H}}{H^T + 1} < \vartheta \leq \frac{H^T}{H^T + 1}$ are satisfied, the set $[0, \frac{H}{2}]$ is an invariant set of equation (5). Moreover, any T -cycle $\{\eta_1, \dots, \eta_T\}$ of this equation, for which the quantity $\mu = f'(\eta_T) \cdot \dots \cdot f'(\eta_1)$ is negative, is locally asymptotically stable.*

Theorems 1 and 2 will be proved through a sequence of five lemmas, each one dealing with a different sub-case. Lemmas 1-3 divide the

positive multiplier case into three sub-cases: one where ϑ is exactly in the middle of the allowed interval (Lemma 1), one where ϑ is in the lower half of the allowed interval (Lemma 2) and one where ϑ is in the upper half of the allowed interval (Lemma 3). The remaining two lemmas (Lemmas 4 and 5) deal with the case of a negative multiplier, $\mu < 0$.

2.1. Proof of Theorem 1. Throughout the proof, to break down the calculations, we let the function

$$\zeta(x) = \vartheta x + (1 - \vartheta)f^{(T)}(x)$$

be the intermediary linear combination that appears in the definition of the control function, $F(x)$ given in Equation (5). Thus, $F(x) = f(\zeta(x))$, and $\zeta_0 = \zeta(x_0)$.

Suppose $\mu > 0$, and let inequalities (6) be satisfied. Divide the conditions (6) into three cases: (i) $\vartheta = \frac{H^T}{H^T-1}$, (ii) $\frac{H^T-\frac{1}{H}}{H^T-1} < \vartheta < \frac{H^T}{H^T-1}$, and (iii) $1 < \frac{H^T}{H^T-1} < \vartheta < \frac{H^T+\frac{1}{H}}{H^T-1}$. Each case is treated in a separate lemma.

Lemma 1. *Let $\vartheta = \frac{H^T}{H^T-1}$. Then, if $x_0 \leq 0$, it follows that $F(x_0) = 0$, hence, $F^{(k)}(x_0) = 0$ when $k = 1, 2, \dots$; if $x_0 \geq 1$, then $F(x_0) < 0$, hence, $F^{(k)}(x_0) = 0$ when $k = 2, 3, \dots$; if $x_0 \in (0, 1)$, then $\{F^{(k)}(x_0)\}_{k=2}^\infty \in [0, 1]$.*

Proof. Let $x_0 \leq 0$, then $f(x_0) = Hx_0 \leq 0$, $f^{(2)}(x_0) = H^2x_0 \leq 0, \dots$, $f^{(T)}(x_0) = H^T x_0$. Find

$$\zeta_0 = \zeta(x_0) = \vartheta x_0 + (1 - \vartheta)f^{(T)}(x_0) = \frac{1}{H^T - 1} (H^T x_0 - H^T x_0) = 0.$$

Hence, $F(x_0) = f(\zeta_0) = 0$.

Let $x_0 \geq 1$, then

$$f(x_0) = H(1-x_0) \leq 0, f^{(2)}(x_0) = H^2(1-x_0) \leq 0, \dots, f^{(T)}(x_0) = H^T(1-x_0),$$

and

$$\begin{aligned} \zeta_0 = \vartheta x_0 + (1 - \vartheta)f^{(T)}(x_0) &= \frac{1}{H^T - 1} (H^T x_0 - H^T(1 - x_0)) \\ &= \frac{H^T}{H^T - 1}(2x_0 - 1) > 1, \end{aligned}$$

so that $F(x_0) = f(\zeta_0) = H(1 - \zeta_0) < 0$. Hence, $F^{(2)}(x_0) = 0$.

The last case remains: if $x_0 \in (0, 1)$, then there is a k_0 such that $F^{(k)}(x_0) = 0$, for all $k > k_0$; or $\{F^{(k)}(x_0)\}_{k=2}^\infty \in (0, 1)$ for all k . \square

The case $\frac{H^T - \frac{1}{H}}{H^T - 1} < \vartheta < \frac{H^T}{H^T - 1}$ is considered in a similar way.

Lemma 2. *Let $\frac{H^T - \frac{1}{H}}{H^T - 1} < \vartheta < \frac{H^T}{H^T - 1}$. Then, if $x_0 \leq 0$ or $x_0 \geq 1$, $F^{(k)}(x_0) \xrightarrow[k \rightarrow \infty]{} 0$; when $x_0 \in (0, 1)$, either $F^{(k)}(x_0) \xrightarrow[k \rightarrow \infty]{} 0$ or $\{F^{(k)}(x_0)\}_{k=1}^\infty \in (0, 1)$.*

Proof. Let $x_0 \leq 0$, then $f(x_0) = Hx_0 \leq 0, \dots, f^{(T)}(x_0) = H^T x_0$. Find

$$\zeta_0 = \vartheta x_0 + (1 - \vartheta)f^{(T)}(x_0) = (H^T - \vartheta(H^T - 1))x_0.$$

It follows from the inequality $\frac{H^T - \frac{1}{H}}{H^T - 1} < \vartheta < \frac{H^T}{H^T - 1}$ that, first, $\zeta_0 \leq 0$, and

$$F(x_0) = f(\zeta_0) = H\zeta_0 = H(H^T - \vartheta(H^T - 1))x_0 \leq 0,$$

and, second:

$$0 < \alpha = H(H^T - \vartheta(H^T - 1)) < 1,$$

from which $F(x_0) = -\alpha|x_0| > -|x_0|$. Then $|F^{(k)}(x_0)| = \alpha^k|x_0| \xrightarrow[k \rightarrow \infty]{} 0$.

Let $x_0 \geq 1$, then $f(x_0) = H(1 - x_0) \leq 0, \dots, f^{(T)}(x_0) = H^T(1 - x_0)$,

$$\begin{aligned} \zeta_0 &= \vartheta x_0 + (1 - \vartheta)f^{(T)}(x_0) \\ &= x_0 + (\vartheta - 1)(x_0 + H^T(x_0 - 1)) \\ &> x_0 > 1. \end{aligned}$$

Then $F(x_0) = f(\zeta_0) = H(1 - \zeta_0) < 0$. Hence,

$$F^{(2)}(x_0) = -\alpha|F(x_0)| > -|F(x_0)|, |F^{(k)}(x_0)| = \alpha^{k-1}|F(x_0)| \xrightarrow[k \rightarrow \infty]{} 0.$$

Let $x_0 \in (0, 1)$. If for some k_0 , $F^{(k_0)}(x_0) \leq 0$ or $F^{(k_0)}(x_0) \geq 1$, then $F^{(k)}(x_0) \xrightarrow[k \rightarrow \infty]{} 0$. Otherwise, $\{F^{(k)}(x_0)\}_{k=1}^\infty \in (0, 1)$. The lemma is proved. \square

The case $\frac{H^T}{H^T - 1} < \vartheta < \frac{H^T + \frac{1}{H}}{H^T - 1}$ remains.

Lemma 3. *Let $\frac{H^T}{H^T - 1} < \vartheta < \frac{H^T + \frac{1}{H}}{H^T - 1}$. In this case, if $-H^2 + \frac{H}{2} \leq x_0 \leq \frac{H}{2}$, then*

$$(8) \quad -H^2 + \frac{H}{2} \leq F^{(k)}(x_0) \leq \frac{H}{2}, \quad k = 1, 2, \dots$$

If $x_0 > \frac{H}{2}$ or $x_0 < -H^2 + \frac{H}{2}$, there exists a number $k_0 \geq 0$ such that inequalities (8) are satisfied for all k greater than k_0 .

Proof. Let $x_0 \leq 0$, then $f(x_0) = Hx_0 \leq 0, \dots, f^{(T)}(x_0) = H^T x_0$,

$$\zeta_0 = (H^T - \vartheta(H^T - 1)) x_0.$$

The inequality $\frac{H^T}{H^T - 1} < \vartheta < \frac{H^T + \frac{1}{H}}{H^T - 1}$ is equivalent to

$$-\frac{1}{H} < H^T - \vartheta(H^T - 1) < 0,$$

from which it follows that $0 \leq \zeta_0 \leq \frac{|x_0|}{H}$. If $-H \leq x_0 \leq 0$, then $0 \leq \zeta_0 \leq 1$ and $0 \leq F(x_0) \leq \frac{H}{2}$.

If $x_0 < -H$ and $\zeta_0 \geq 1$, then $0 \geq F(x_0) = H(1 - \zeta_0) > H - |x_0|$. Moreover, if $F^{(k)}(x_0) < -H$ and $(H^T - \vartheta(H^T - 1)) F^{(k)}(x_0) \geq 1$, then $0 \geq F^{(k+1)}(x_0) > H - |F^{(k)}(x_0)| > (k+1)H - |x_0|$. It means that there exists such k_0 that $-H \leq F^{(k_0)}(x_0) \leq 0$. And hence, $0 \leq F^{(k_0+1)}(x_0) \leq \frac{H}{2}$.

Let $0 \leq x_0 \leq \frac{H}{2}$, then $H^T(1 - \frac{H}{2}) \leq f^{(T)}(x_0) \leq \frac{H}{2}$. Since $\vartheta > 1$, then

$$\begin{aligned} -\frac{3}{4}H &< \vartheta x_0 - (\vartheta - 1)\frac{H}{2} \\ &\leq \zeta_0 \\ &\leq \vartheta x_0 + (\vartheta - 1)H^T \left(\frac{H}{2} - 1 \right) \\ &< \vartheta \frac{H}{2} + (\vartheta - 1)H^T \left(\frac{H}{2} - 1 \right) \\ &< \frac{1}{H^T - 1} \left(\left(H^T + \frac{1}{H} \right) \frac{H}{2} + \left(1 + \frac{1}{H} \right) H^T \left(\frac{H}{2} - 1 \right) \right) \\ &= \frac{1}{H^T - 1} \left(H^{T+1} - \frac{H^T}{2} - H^{T-1} + \frac{1}{2} \right). \end{aligned}$$

Note that $1 < H - 1 < \frac{1}{H^T - 1} \left(H^{T+1} - \frac{H^T}{2} - H^{T-1} + \frac{1}{2} \right) < H + \frac{1}{2}$. Then

$$F(x_0) > H \left(1 - \frac{1}{H^T - 1} \left(H^{T+1} - \frac{H^T}{2} - H^{T-1} + \frac{1}{2} \right) \right) > -H \left(H - \frac{1}{2} \right).$$

Therefore, if $0 \leq x_0 \leq \frac{H}{2}$, then $-H^2 + \frac{H}{2} \leq F(x_0) \leq \frac{H}{2}$. Moreover, if $F(x_0) < 0$ then for some k_0 the inequality $0 \leq F^{(k_0)}(x_0) \leq \frac{H}{2}$ is satisfied.

Let $x_0 > \frac{H}{2}$, then

$$f^{(T)}(x_0) = H^T(1 - x_0), \quad \zeta_0 = \vartheta x_0 + (\vartheta - 1)H^T(x_0 - 1) > 1, \quad \text{and } F(x_0) < 0.$$

This means that for some k_0 the inequality $0 \leq F^{(k_0)}(x_0) \leq \frac{H}{2}$ is satisfied.

Summing up the four cases above, we get that when $-H^2 + \frac{H}{2} \leq x_0 \leq \frac{H}{2}$, inequalities (8) hold. If $x_0 > \frac{H}{2}$ or $x_0 < -H^2 + \frac{H}{2}$, then inequalities (8) will be satisfied starting from some iterate, x_k . The lemma is proved. \square

The assertion of Theorem 1 follows from Claim 1, and Lemmas 1, 2 and 3, .

2.2. Proof of Theorem 2. Let us now pass to the study of the global behavior of the T -cycles $\{\eta_1, \dots, \eta_T\}$ of equation (5) for which the quantity $\mu = f'(\eta_T) \cdot \dots \cdot f'(\eta_1)$ is negative, assuming that conditions (7) are satisfied.

Lemma 4. *Let conditions (7) be satisfied and $x_0 < 0$. Then*

$$F^{(k)}(x_0) \xrightarrow[k \rightarrow \infty]{} -\infty.$$

Proof. Since $x_0 < 0$, then $f(x_0) = Hx_0 \leq 0, \dots, f^{(T)}(x_0) = H^T x_0$, and

$$\zeta_0 = \vartheta x_0 + (1 - \vartheta)f^{(T)}(x_0) = (\vartheta + (1 - \vartheta)H^T) x_0.$$

Since $\frac{1}{2} < \vartheta < 1$, then $\zeta_0 < x_0$, $F(x_0) = H\zeta_0 < Hx_0$, $F^{(k)}(x_0) < H^k x_0$ when $k = 1, 2, \dots$, from which the conclusion of the lemma follows. \square

Lemma 5. *Let the inequalities $\frac{H^T - \frac{1}{H}}{H^T + 1} < \vartheta \leq \frac{H^T}{H^T + 1}$ be satisfied, and $0 \leq x_0 \leq \frac{H}{2}$. Then $0 \leq F(x_0) \leq \frac{H}{2}$.*

Proof. Let $1 \leq x_0 \leq \frac{H}{2}$, then $f(x_0) = H(1 - x_0) \leq 0, \dots, f^{(T)}(x_0) = H^T(1 - x_0)$,

$$\zeta_0 = \vartheta x_0 + (1 - \vartheta)f^{(T)}(x_0) = \frac{1}{H^T + 1} ((H^T + \alpha)x_0 + (1 - \alpha)H^T(1 - x_0)),$$

where $\vartheta = \frac{H^T + \alpha}{H^T + 1}$, $-\frac{1}{H} < \alpha \leq 0$. Since $0 \leq x_0 \leq \frac{H}{2}$,

$$\begin{aligned} \zeta_0 &= \frac{1}{H^T + 1} (H^T + \alpha(x_0 + x_0 H^T - H^T)) \\ &> \frac{1}{H^T + 1} \left(H^T - \frac{1}{H} \left(\frac{H}{2} + \frac{H}{2} H^T - H^T \right) \right) \\ &= \frac{1}{H^T + 1} \left(\frac{1}{2} H^T - \frac{1}{2} + H^{T-1} \right) \\ &> \frac{1}{2}. \end{aligned}$$

On the other side, $\zeta_0 \leq \frac{H^T}{H^T + 1} < 1$. Hence, $0 < F(x_0) \leq \frac{H}{2}$.

Let $0 \leq x_0 < 1$, $p \in \{1, \dots, T\}$ is the smallest number at which $f^{(p-1)}(x_0) < 1$, but $f^{(p)}(x_0) > 1$ (here we mean that $f^{(0)}(x) := x$). It is clear that $f^{(p)}(x_0) \leq \frac{H}{2}$.

Note that

$$\begin{aligned}
& \frac{1}{H} f^{(p)}(x_0) \leq f^{(p-1)}(x_0) \leq 1 - \frac{1}{H} f^{(p)}, \\
& \frac{1}{H^2} f^{(p)}(x_0) \leq \frac{1}{H} f^{(p-1)}(x_0) \leq f^{(p-2)}(x_0) \\
(9) \quad & \leq 1 - \frac{1}{H} f^{(p-1)}(x_0) \leq 1 - \frac{1}{H^2} f^{(p)}(x_0), \\
& \quad \quad \quad \vdots, \\
& \frac{1}{H^p} f^{(p)}(x_0) \leq x_0 \leq 1 - \frac{1}{H^p} f^{(p)}(x_0).
\end{aligned}$$

If $p = T$, then $\zeta_0 > 0$ and, since $x_0 - f^{(T)}(x_0) < 0$,

$$\zeta_0 = \vartheta x_0 + (1-\vartheta) f^{(T)}(x_0) < \frac{1}{H^T + 1} \left(\left(H^T - \frac{1}{H} \right) x_0 + \left(1 + \frac{1}{H} \right) f^{(T)}(x_0) \right),$$

and because of (9),

$$\begin{aligned}
& \left(H^T - \frac{1}{H} \right) x_0 + \left(1 + \frac{1}{H} \right) f^{(T)}(x_0) \\
& \leq \left(H^T - \frac{1}{H} \right) (1 - H^{-T} f^{(T)}(x_0)) + \left(1 + \frac{1}{H} \right) f^{(T)}(x_0) \\
& = H^T - H^{-1} - f^{(T)}(x_0) + H^{-T-1} f^{(T)}(x_0) + f^{(T)}(x_0) + H^{-1} f^{(T)}(x_0) \\
& < H^T + \frac{1}{2} H^{-T} + \frac{1}{2} \\
& < H^T + 1.
\end{aligned}$$

This implies $\zeta_0 < 1$.

Let $p < T$. Then $\zeta_0 < 1$. Check the inequality $\zeta_0 > 0$. Since $f^{(T)}(x_0) = H^{T-p} (1 - f^{(p)}(x_0)) \leq 0$, then $x_0 - f^{(T)}(x_0) > 0$ and

$$\zeta_0 = \vartheta x_0 + (1-\vartheta) f^{(T)}(x_0) > \frac{1}{H^T + 1} \left(\left(H^T - \frac{1}{H} \right) x_0 + \left(1 + \frac{1}{H} \right) f^{(T)}(x_0) \right).$$

Because of (9),

$$\begin{aligned}
\left(H^T - \frac{1}{H}\right) x_0 &+ \left(1 + \frac{1}{H}\right) f^{(T)}(x_0) \\
&\geq \left(H^T - \frac{1}{H}\right) H^{-p} f^{(p)}(x_0) + \left(1 + \frac{1}{H}\right) H^{T-p} (1 - f^{(p)}(x_0)) \\
&= H^{T-p} f^{(p)}(x_0) - H^{T-p-1} f^{(p)}(x_0) + \left(1 + \frac{1}{H}\right) H^{T-p} \\
&\quad - (H^{T-p} + H^{T-p-1}) f^{(p)}(x_0) \\
&= \left(1 + \frac{1}{H}\right) H^{T-p} - 2H^{T-p-1} f^{(p)}(x_0) \\
&\geq \left(1 + \frac{1}{H}\right) H^{T-p} - H^{T-p} \\
&> 0.
\end{aligned}$$

Thus, when $0 \leq x_0 < 1$, the inequalities $0 < \zeta_0 < 1$ hold and, therefore, $0 < F(x_0) \leq \frac{H}{2}$. The lemma is proved. \square

Theorem 2 follows from Lemmas 4 and 5.

Note that when the inequalities $\frac{H^T}{H^T + 1} < \vartheta < \frac{H^T + \frac{1}{H}}{H^T + 1}$ are satisfied, the invariant set of equation (5) will no longer be a segment, but will be the union of a finite or countable number of intervals, and the measure of this set may be small.

Theorems 1 and 2 are illustrated in Section 4 for the case $H = 3$ and $T = 2$.

3. COMPUTATIONAL PARTICULARITIES OF USING THE CONTROL SYSTEM

In this section we introduce the residuals:

$$U_n = \|f(\vartheta x_n + (1 - \vartheta)f^{(T)}(x_n)) - f(x_n)\|$$

and

$$\hat{U}_n = \|x_{n+T} - x_n\|,$$

whose rate of decay allows us to compare solutions of system (5) to solutions of system (1), as well as the T -periodicity of the solutions.

Let us consider the computational particularities of the iterative scheme (5) for finding the cycles of equation (1). For cycles with positive multipliers, it is theoretically possible to take any number from the interval $\left(\frac{H^T - \frac{1}{H}}{H^T - 1}, \frac{H^T + \frac{1}{H}}{H^T - 1}\right)$ as the control parameter; however, if this

parameter belongs to the half-interval $\left(\frac{H^T - \frac{1}{H}}{H^T - 1}, \frac{H^T}{H^T - 1}\right]$, then the fixed point will have a fairly large basin of attraction. This will be illustrated geometrically below. Therefore, if we want to find true period- T cycles, it is reasonable to choose the control parameter closer to $\frac{H^T + \frac{1}{H}}{H^T - 1}$. For cycles with negative multipliers, the control parameter can be taken from the interval $\left(\frac{H^T - \frac{1}{H}}{H^T + 1}, \frac{H^T}{H^T + 1}\right)$. Since the basin of attraction of a given cycle can be quite small, the initial value x_0 should belong to the nodes of a sufficiently dense grid of the interval $(0, 1)$ in order to find the largest possible number of cycles.

Note that for large values of T , the control parameter ϑ is close to one, and the value $1 - \vartheta$ is close to zero. In this case, the lengths of the intervals of possible changes in the control parameter are equal to $\frac{1}{H(H^T - 1)}$ or $\frac{1}{H(H^T + 1)}$, i.e. as T grows, they tend to zero exponentially.

Therefore, although the method suggested above for determining cycles theoretically allows us to solve the stated problem numerically, practical questions remain: when can we rely on numerical solutions? How can we control numerical results? What calculation accuracy should be chosen?

In practice, intermediate calculations should be introduced to control the results. Let the sequence $\{x_n\}_{n=1}^{\infty}$ be an orbit of the system given by Equation (5), and let the quantity $1 - \vartheta$ have the order of magnitude 10^{-p} , where p is large enough. Then the first checkpoint will be the estimate of the residual $U_n = \|f(\vartheta x_n + (1 - \vartheta)f^{(T)}(x_n)) - f(x_n)\|$. If the sequence $\{x_n\}$ tends to an orbit of system (1), then the sequence $\{U_n\}$ tends to zero. However, if the sequence $\{x_n\}$ does not tend to an orbit of system (1), then the residual can have the order of magnitude $1 - \vartheta \sim 10^{-p}$, i.e. be close to zero. To be sure that the residual tends to zero, we have to choose the calculation accuracy $\delta = 10^{-p_1}$, where p_1 should be significantly greater than p . Then the first point of control will be the condition $U_n \sim 10^{-p_1}$, $n \geq n_1$.

The second checkpoint is the check of periodicity of the numerical solution: $\hat{U}_n = \|x_{n+T} - x_n\| \sim 10^{-p_1}$, $n \geq n_1$. Of course, it is also necessary to check that T is a proper cycle of system (1), and not a subcycle, i.e. a cycle of shorter length.

The checkpoints give necessary conditions for the sequence $\{x_n\}$ to be a T -cycle of equation (1). The effectiveness of these necessary conditions is that they are quite simple to check, which we illustrate in the following example.

EXAMPLE. Consider the problem of finding 5-cycles of equation (1) when $H = 4$. Choose two initial conditions and for each of them find one 5-cycle with a positive and negative multiplier respectively. Set $x_0 \in \{0.25, 0.85\}$, $\vartheta \in \left\{ \frac{H^T - \frac{0.4}{H}}{H^T + 1}, \frac{H^T + \frac{0.4}{H}}{H^T - 1} \right\}$. Thus, we got four iterative schemes. Choose one color for each scheme in order to visualize the results:

x_0/ϑ	$\frac{H^T - \frac{0.4}{H}}{H^T + 1} \approx 0.9989$	$\frac{H^T + \frac{0.4}{H}}{H^T - 1} \approx 1.0010$
0.25	red	green
0.85	blue	black

Since $(1 - \vartheta)$ is on the order of 10^{-3} , we choose a calculation accuracy of 10^{-15} . The corresponding cyclic points are shown in Figure 1. Figure 2 shows the graphs of the residuals U_n and \hat{U}_n as n increases. The periodicity condition, $\hat{U}_n = \|x_{n+5} - x_n\| < 10^{-15}$ holds for all four schemes, starting from $n = 43$.

We note that there are 6 distinct cycles of period 5, but we only show four of these here. To find the remaining two cycles, we would judiciously select two more values of x_0 and ϑ .

All cycles of any length can be found in a similar fashion. The limitation is the calculation accuracy, which should be chosen to be approximately $H^{1.05T}$, since $H = |f'(x)|$. Figure 3 (Left Panel) shows the cyclic points of four cycles of length 100. The accuracy of calculations was taken 10^{65} . For negative multipliers, the control parameter is chosen to be $\vartheta = \frac{H^T - \frac{0.4}{H}}{H^T + 1} \approx 1 - 1.78 \cdot 10^{-61}$; for positive multipliers, $\vartheta = \frac{H^T + \frac{0.4}{H}}{H^T - 1} \approx 1 + 0.68 \cdot 10^{-62}$. Note that the lengths of the intervals of possible changes in the control parameter have the order of magnitude $H^{-(T+1)} \approx 1.5 \cdot 10^{-61}$. The necessary bounds on the residuals are attained at the 250th step (Figure 3, Right Panel).

4. GRAPHICAL STUDY OF THE CONTROL SYSTEM MAP

For some choices of the control parameter ϑ the invariant set is visible on the graph of $y = f(\vartheta x + (1 - \vartheta)f(x))$. Several choice of T and ϑ are illustrated below.

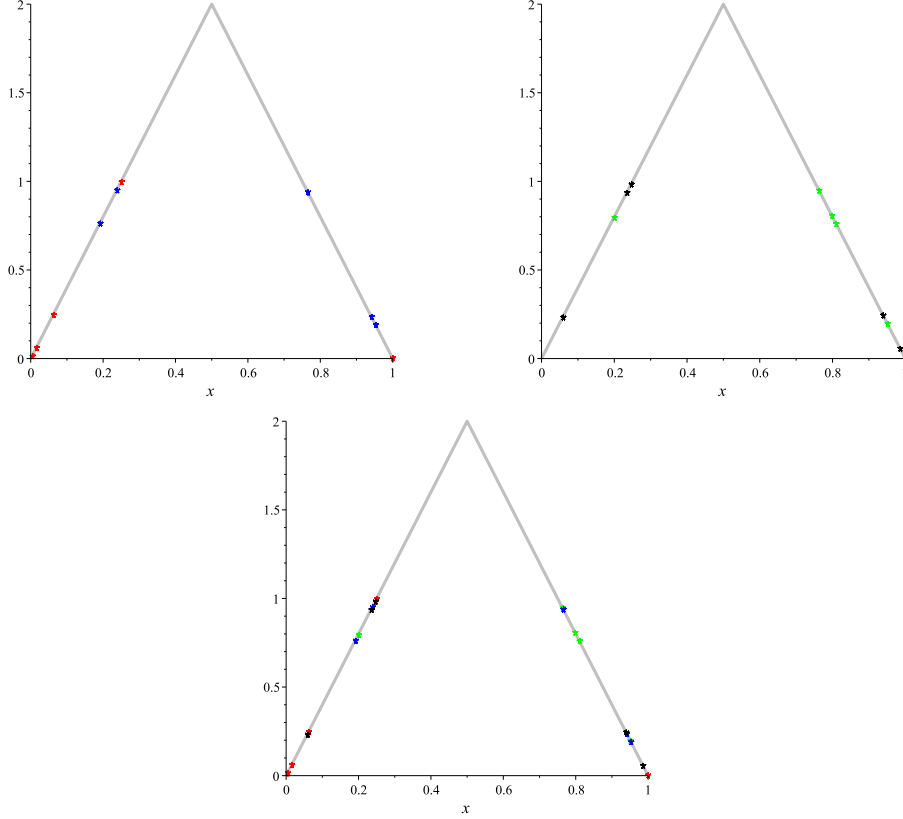


FIGURE 1. Four 5-cycles of the tent map. The upper left panel shows two cycles with positive multipliers (in red and blue), and the upper right panel shows two cycles with negative multipliers (in green and black). The lower graph shows all four cycles superimposed on each other, showing how the basins of attraction are intertwined.

Equation (1) has two fixed points $\eta = 0$ and $\eta = \frac{H}{H+1}$, both of which are unstable since their multipliers are H and $-H$ respectively. Consider Equation (5)

$$x_{n+1} = f(\vartheta x_n + (1 - \vartheta)f(x_n))$$

for different values of $\vartheta \in \left[0, \frac{H^T + \frac{1}{H}}{H^T - 1}\right]$. For definiteness, set $H = 3$. Then $\left[0, \frac{H^T + \frac{1}{H}}{H^T - 1}\right] = \left[0, \frac{5}{3}\right]$. According to Theorem 1, to stabilize the fixed point at $\eta = 0$, we need to choose the control parameter from the interval $\left(\frac{4}{3}, \frac{5}{3}\right)$. By Proposition 1 the multiplier of this fixed point is $\lambda = 9 - 6\vartheta$, which decreases from 1 to -1 as the control parameter ϑ increases from $\frac{9}{3}$ to $\frac{5}{3}$, and $\lambda = 0$ when $\vartheta = \frac{3}{2}$. The graphs of

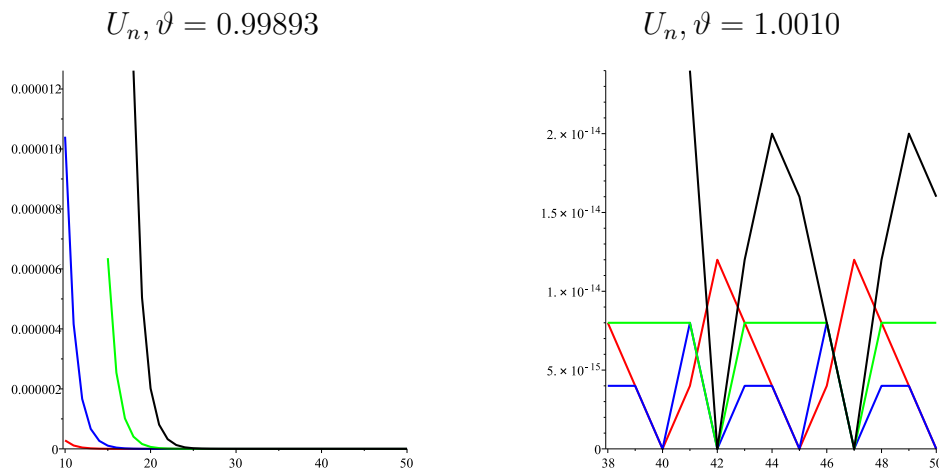


FIGURE 2. Residuals for the numerically estimated period-5 points. Left Panel: residuals U_n where n increases from 10 to 50, with $\vartheta \approx 0.99893$; Right Panel: the residuals U_n with $\vartheta \approx 1.0010$ for n in the range $38, \dots, 50$. The control point condition is satisfied for $n \geq 43$.

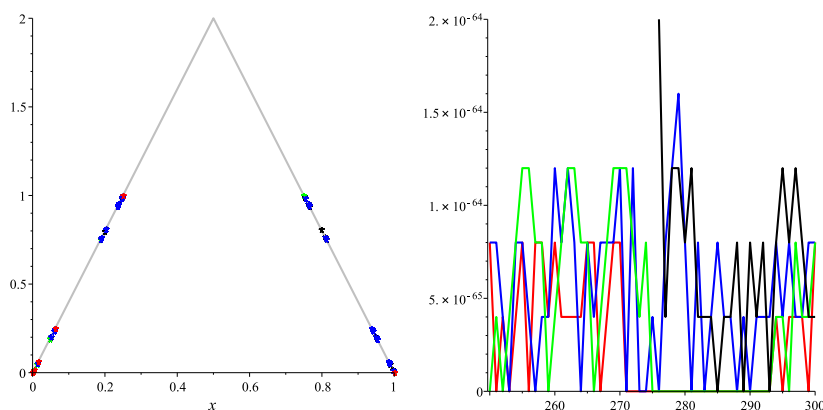


FIGURE 3. Four sets of cyclic points of the tent map 100-cycles. Left Panel: the four cycles are colored red, blue, green and black. Notice that many points in the four cycles are tightly clustered. Right Panel: the residuals, U_n , for each of the four cycles as a function of n , where n increases from 250 to 300. The control point conditions are satisfied for $n \geq 250$ in all four cases.

the function $F(x) = f(\vartheta x + (1 - \vartheta)f(x))$ for different values of ϑ are shown in Fig. 4.

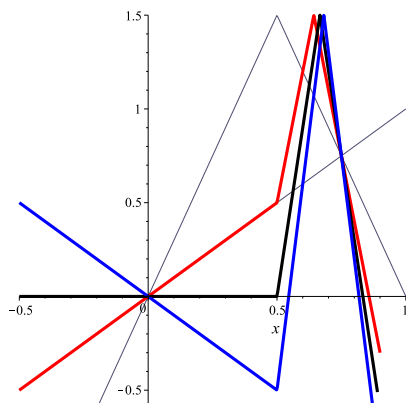


FIGURE 4. Graphs of the function $y = f(\vartheta x + (1 - \vartheta)f(x))$ at $\vartheta = \frac{4}{3}$ (red); at $\vartheta = \frac{3}{2}$ (black); at $\vartheta = \frac{5}{3}$ (blue); graphs of the functions $y = x$ and $y = f(x)$ are marked in grey

According to Theorem 2, the fixed point at $\eta = \frac{3}{4}$ will be a locally asymptotically stable fixed point of equation (5) if $\vartheta \in (\frac{2}{3}, \frac{5}{6})$. As the control parameter increases, the multiplier of this equilibrium decreases from 1 to -1 . When $\vartheta = \frac{3}{4}$, the multiplier equals zero. The graphs of the function $F(x) = f(\vartheta x + (1 - \vartheta)f(x))$ for different values of ϑ are depicted in Fig. 5.

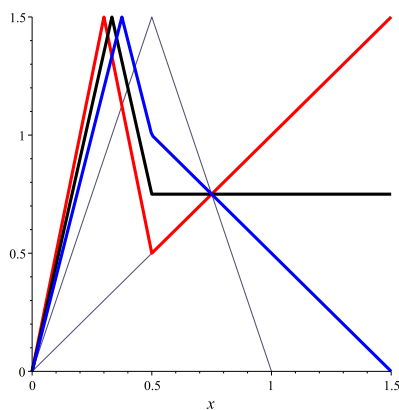


FIGURE 5. Graphs of the function $y = f(\vartheta x + (1 - \vartheta)f(x))$ at $\vartheta = \frac{2}{3}$ (red); at $\vartheta = \frac{3}{4}$ (black); at $\vartheta = \frac{5}{6}$ (blue); graphs of the functions $y = x$ and $y = f(x)$ are marked in grey

If we represent the Lamerey diagram on the graphs of Figure 4, then we can observe that for any initial value x_0 and $\vartheta \in (\frac{4}{3}, \frac{5}{3})$, the

corresponding solution of equation (5) will tend to zero. Similarly, Figure 5 shows that the segment $[0, \frac{3}{2}]$, is mapped to itself under $F(x) = f(\vartheta x + (1 - \vartheta)f(x))$, and for $\vartheta \in (\frac{2}{3}, \frac{5}{6})$ it is mapped strictly *into* itself. Moreover, for any $x_0 \in (0, \frac{3}{2})$, the solution tends to the fixed point $\eta = \frac{3}{4}$. These facts follow from the proofs of Theorems 1 and 2.

Let $T = 2$. Equation (1) has only one 2-cycle, and its multiplier is negative. In this case, Equation (5) takes the form

$$x_{n+1} = F(x) = f(\vartheta x_n + (1 - \vartheta)f^{(2)}(x_n)).$$

Consider the graphs of the functions $y = F(x)$, and $y = F^{(2)}(x)$, when $\vartheta = \frac{H^T}{H^T - 1} = \frac{9}{8}$ and $\vartheta = \frac{H^T}{H^T + 1} = \frac{9}{10}$, shown in Figures 6 and 7, respectively.

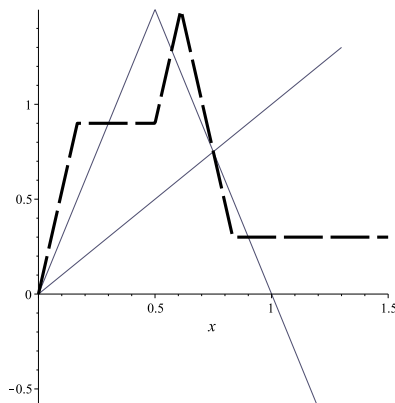


FIGURE 6. Graphs of the function $y = F(x)$ at $\vartheta = \frac{9}{10}$ (black dashed line); $y = x$ and $y = f(x)$ (grey). Both fixed points are unstable, while $F'(x) = 0$ at both points on the period-2 cycle: $\{\frac{3}{10}, \frac{9}{10}\}$, so the period-2 cycle is super-stable.

From Figure 6, we can see that the set $[0, \frac{3}{2}]$ is invariant under the mapping $y = F(x)$. In Figure 7-a), we see that the 2-cycle of Equation (5) becomes locally asymptotically stable with the multiplier equal to zero. In Figure 7-b), we see that the 2-cycle of equation (5) is unstable, but both fixed points are locally asymptotically stable, with zero multipliers. We give an explanation for this fact in the next few paragraphs.

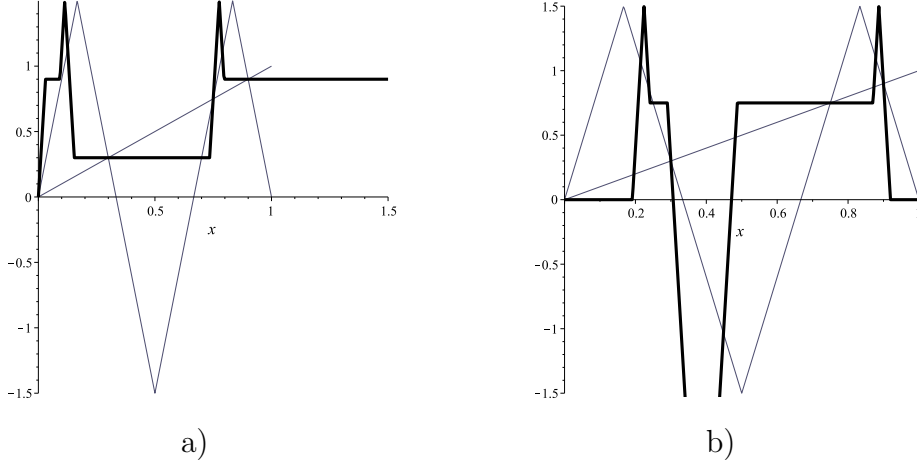


FIGURE 7. Graphs of the function $y = F^{(2)}(x)$ are drawn in black. In the Left Panel a): $\vartheta = \frac{9}{10}$; in the Right Panel b): $\vartheta = \frac{9}{8}$. Graphs of the functions $y = x$ and $y = f^{(2)}(x)$ are shown in grey. In a) we see that the derivative of $F^{(2)}(x)$ is 0 at the two fixed points of $F^{(2)}$ that are in the proper period-2 cycle of f , showing that these points are *super-stable* fixed points of $F^{(2)}$. By contrast, in b) the period-2 points of f are now unstable, while the two fixed points of f are super-stable.

Consider the global behavior of solutions of equation (5) at $\vartheta = \frac{H^T}{H^T+1}$. The function

$$\zeta(x) = \frac{H^T}{H^T+1}x + \frac{1}{H^T+1}f^{(T)}(x)$$

does not decrease on $(-\infty, \infty)$. Indeed,

$$\zeta'(x) = \frac{H^T \pm H^T}{H^T+1} = \begin{cases} 0, & x \in \Sigma, \\ \frac{2H^T}{H^T+1}, & x \notin \Sigma, \end{cases}$$

where Σ is the set on which the function $f^{(T)}(x)$ decreases. Note that the sets on which $f^{(T)}(x)$ and $\zeta(x)$ are increasing coincide. In particular, the function $\zeta(x)$ increases when $x \in (\frac{1}{2}, 1 - \frac{1}{H} + \frac{1}{2H^{T-1}})$ from $-\frac{1}{2}H^{T-1}(H-1)$ to $\frac{H}{2}$. The point $(\frac{1}{2}, -\frac{1}{2}H^{T-1}(H-1))$ is the minimum of the function $f^{(T)}(x)$ on $[0, 1]$. Figure 8 shows the graphs of the functions $f^{(T)}(x)$ and $\zeta(x)$ in the case $H = 3$, $T = 3$.

Let $x \in (\frac{1}{2}, 1 - \frac{1}{H} + \frac{1}{2H^{T-1}})$, $T > 1$. Denote $x = 1 - \frac{1}{H} + \frac{\alpha}{H^T}$. Then $\alpha \in (-\frac{1}{2}H^{T-1}(H-2), \frac{H}{2})$. Compute $f^{(T)}(x)$: the first iterate remains

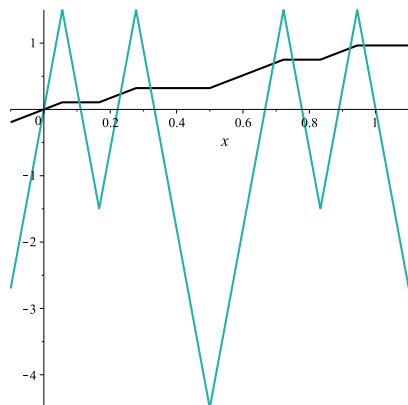


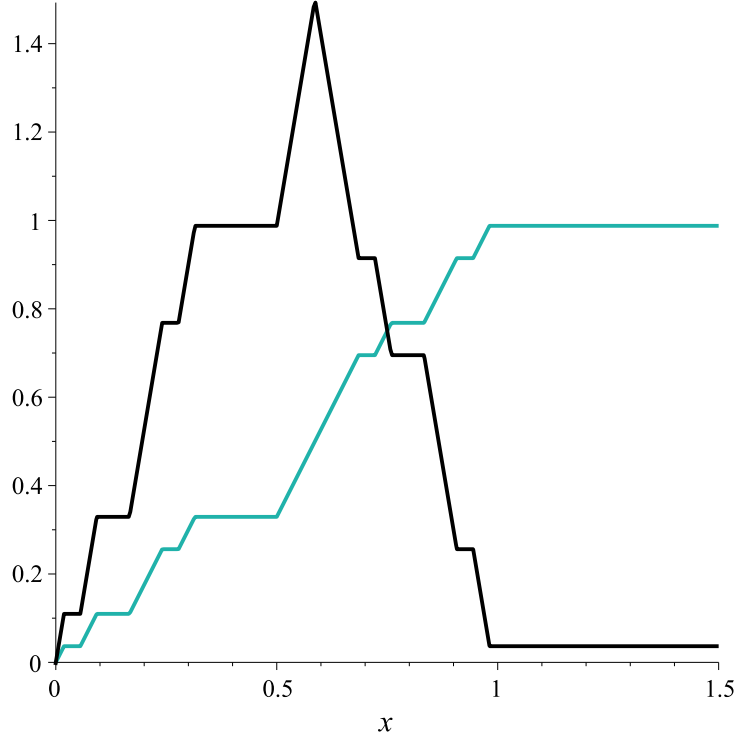
FIGURE 8. Graphs of the functions $f^{(T)}(x)$ (sea green) and $\zeta(x)$ (black) when $H = 3$ and $T = 3$. Note that $\zeta(x)$ and $f^{(T)}$ are increasing on the same intervals, and $\zeta(x)$ is constant where $f^{(T)}(x)$ is decreasing.

greater than $1/2$, the second iterate is less than $1/2$, and all subsequent iterates increase to α :

$$f(x) = 1 - \frac{\alpha}{H^{T-1}} > \frac{1}{2}, \quad f^{(2)}(x) = \frac{\alpha}{H^{T-2}} < \frac{1}{2}, \dots, f^{(T)}(x) = \alpha.$$

This implies that the equation $\frac{H^T}{H^{T+1}} \left(1 - \frac{1}{H} + \frac{\alpha}{H^T}\right) + \frac{1}{H^{T+1}}\alpha = \frac{1}{2}$ has only one root on $\left(-\frac{1}{2}H^{T-1}(H-2), \frac{H}{2}\right)$, which we denote by $\hat{\alpha} = \frac{1}{4} - \frac{1}{4}H^T + \frac{1}{2}H^{T-1}$. Since $\zeta\left(\frac{1}{2}\right) = \frac{H^{T-1}}{H^{T+1}} < \frac{1}{2}$, and $\zeta\left(1 - \frac{1}{H} + \frac{1}{2H^{T-1}}\right) = \frac{H^T - H^{T-1} + H}{H^{T+1}} > \frac{1}{2}$, then in the interval $x \in \left(\frac{1}{2}, 1 - \frac{1}{H} + \frac{1}{2H^{T-1}}\right)$ there is exactly one root of the equation $\zeta(x) = \frac{1}{2}$, namely $\hat{x} = 1 - \frac{1}{H} + \frac{\hat{\alpha}}{H^T} = \frac{3}{4} - \frac{1}{2H} + \frac{1}{4H^T}$. This means that the function $F(x) = f(\zeta(x))$ does not decrease on the interval $[0, \hat{x}]$, does not increase on $[\hat{x}, 1]$, $F(\hat{x}) = \frac{H}{2}$ and $F(x) = F\left(1 - \frac{1}{2H^{T-1}}\right) = \frac{H^T}{H^{T+1}}$ when $x \geq 1 - \frac{1}{2H^{T-1}}$. The graph of the function $F(x)$ when $H = 3$ and $T = 4$ is shown in Figure 9. On the same figure we plot the corresponding function, $\zeta(x)$.

On the interval $[0, 1]$, there are 2^{T-1} disjoint intervals on which the function $F(x)$ is constant. This means that there are 2^{T-1} periodic points, where $F'(x) = 0$. These points are T -periodic points of the map $f(x)$ with negative multipliers. Generally speaking, the proper period of these points may be less than T if T is not a prime number. The question of stability of these so-called subcycles is considered in the next section. The fact that the derivative is zero means that the sequence defined by iterating Equation (5) converges very quickly to these cyclic points, i.e. they are *super-stable*. In particular, if $x_0 \geq \hat{x}$,



b)

FIGURE 9. Graphs of the functions $F(x)$ (black) and $\zeta(x)$ (blue) when $H = 3$ and $T = 4$. Since $F(x) = f(\zeta(x))$, F and ζ are constant on the same intervals, and F is increasing when ζ is less than $\frac{1}{2}$, decreasing when ζ is greater than $\frac{1}{2}$.

then $x_1 = F(x_0) = \frac{H^T}{H^T+1} > \frac{1}{2}$, $x_2 = F(x_1) = f(x_1) = \frac{H}{H^T+1} < \frac{1}{2}$, \dots , $x_T = F(x_{T-1}) = f(x_{T-1}) = \frac{H^{T-1}}{H^T+1} < \frac{1}{2}$, $x_{T+1} = F(x_T) = f(x_T) = \frac{H^T}{H^T+1} = x_1$, i.e., $\{x_1, \dots, x_T\}$ is a T -cycle of both Equations (1) and (5).

5. STABILIZATION OF SUBCYCLES

The system given by Equation (1) has T -cycles for any $T \geq 1$. Moreover, it is not difficult to calculate the number of T -cycles of any given period. Since T -periodic points are fixed points of $f^T(x)$, they will be points of intersection of the graph of $y = f^T(x)$ and the graph $y = x$. These two graphs intersect exactly 2^T times for $x \in [0, 1]$. Two points of intersection correspond to the fixed points of f at $x = 0$, and

$x = 1 - \frac{1}{H+1}$. If T is a prime number, then there are exactly $\frac{2^T-2}{T}$ cycles of length T . (By Fermat's Little Theorem, if T is prime, $2^T - 2$ is divisible by T , and thus, $\frac{2^T-2}{T}$ is an integer.) If $T = \prod_{j=1}^s \tau_j^{\rho_j}$, where τ_1, \dots, τ_s are distinct prime numbers, then there are exactly

$$\frac{1}{T} \left[2^T - \sum_{j=1}^s 2^{\frac{T}{\tau_j}} + \sum_{\substack{i,j=1 \\ i < j}}^s 2^{\frac{T}{\tau_i \tau_j}} + \dots + (-1)^s 2^{\frac{T}{\tau_1 \dots \tau_s}} \right]$$

cycles of the length T . The fact that the given fraction is an integer is a special case of Gauss's theorem, see for example [27, p.84].

Let τ be a factor of the number T , and let the T -cycle of the system given by Equation (5) be locally asymptotically stable. *The task* is: to find out which τ -cycles of the same system will be locally asymptotically stable? It turns out that the answer depends on the parity of T/τ .

Theorem 3. *Let condition (7) be satisfied, i.e. T -cycles of equation (1), for which the multipliers are positive, are locally asymptotically stable cycles of equation (5). Then all the τ -cycles of equation (1), for which the multipliers are positive, and all the τ -cycles of equation (1), for which the multipliers are negative and the number $\frac{T}{\tau}$ is even, are locally asymptotically stable cycles of equation (5).*

Let condition (7) be satisfied, i.e. T -cycles of Equation (1), for which the multipliers are negative, are locally asymptotically stable cycles of Equation (5). Then all the τ -cycles of Equation (1), for which the multipliers are negative and the number $\frac{T}{\tau}$ is odd, are locally asymptotically stable cycles of Equation (5).

Proof. Let $\{\eta_1, \dots, \eta_T\}$ be a T -cycle and $\{\hat{\eta}_1, \dots, \hat{\eta}_\tau\}$ a τ -cycle of the system given by Equation (1). Let $\mu_T = f'(\eta_T) \cdot \dots \cdot f'(\eta_1)$, $\mu_\tau = f'(\hat{\eta}_\tau) \cdot \dots \cdot f'(\hat{\eta}_1)$ be the corresponding multipliers of these cycles. These cycles will also be cycles of Equation (5). We assume that the condition for local asymptotic stability of the T -cycle of Equation (5)

$$(10) \quad \left| \mu_T (\vartheta + (1 - \vartheta)\mu_T)^T \right| < 1$$

is satisfied. Let us find the multiplier of the τ -cycle of equation (5). Let, as before, $F(x) = f(\vartheta x + (1 - \vartheta)f^{(T)}(x))$, and $p = \frac{T}{\tau}$. Calculate

$$\begin{aligned} F'(\widehat{\eta}_j) &= f'(\widehat{\eta}_j) (\vartheta + (1 - \vartheta)(f'(\widehat{\eta}_\tau) \cdot \dots \cdot f'(\widehat{\eta}_1))^p) = \\ &= f'(\widehat{\eta}_j) (\vartheta + (1 - \vartheta)(\mu_\tau)^p), \quad j = 1, \dots, \tau. \end{aligned}$$

Then the multiplier of the τ -cycle of equation (5) equals $F'(\widehat{\eta}_\tau) \cdot \dots \cdot F'(\widehat{\eta}_1) = \mu_\tau (\vartheta + (1 - \vartheta)(\mu_\tau)^p)^\tau$, and, accordingly, the condition for local asymptotic stability of the τ -cycle of equation (5) is:

$$(11) \quad |\mu_\tau (\vartheta + (1 - \vartheta)(\mu_\tau)^p)^\tau| < 1$$

Since $\mu_T = \pm H^T$, $\mu_\tau = \pm H^\tau$, the following cases are possible:

- a) $\mu_T < 0$, $\mu_\tau < 0$, then $\begin{cases} \mu_T = (\mu_\tau)^p, & p \text{ is odd,} \\ \mu_T = -(\mu_\tau)^p, & p \text{ is even,} \end{cases}$
- b) $\mu_T < 0$, $\mu_\tau > 0$, then $\mu_T = -(\mu_\tau)^p$ for any p ,
- c) $\mu_T > 0$, $\mu_\tau < 0$, then $\begin{cases} \mu_T = -(\mu_\tau)^p, & p \text{ is odd,} \\ \mu_T = (\mu_\tau)^p, & p \text{ is even,} \end{cases}$
- d) $\mu_T > 0$, $\mu_\tau > 0$, then $\mu_T = (\mu_\tau)^p$ for any p .

Inequality (10) implies inequality (11) if and only if one of the conditions holds: $\mu_T < 0$, $\mu_\tau < 0$, p is odd; $\mu_T > 0$, $\mu_\tau < 0$, p is even; $\mu_T > 0$, $\mu_\tau > 0$ for any p . The first condition is possible for the parameters ϑ that satisfy inequalities (6), the second and third conditions are possible for the parameters ϑ that satisfy inequalities (7), whence the conclusion of the Theorem follows. \square

Consider again the example of stabilization of 5-cycles from Section 4. Then, besides locally asymptotically stable 5-cycles, the fixed points at $\eta = 0$ when $\vartheta = \frac{H^T + \frac{0.4}{H}}{H^T - 1}$ and $\eta = 0.8$ when $\vartheta = \frac{H^T - \frac{0.4}{H}}{H^T + 1}$ will also be stable. The initial points: $x_0 = 0.001$ and $x_0 = 0.801$ are in the basins of attraction of the corresponding fixed points, and their orbits will therefore converge to the fixed points rather than to one of the true period-5 cycles. Periodic and fixed points are shown in Figure 10.

6. DISTRIBUTION OF CYCLIC POINTS AND VISUALIZATION OF THE CANTOR SET

As noted above, the invariant set of equation (1) at $H = 3$ is the classical Cantor middle thirds set. However, due to its strong instability, it is impossible to visualize the points of this set using equation (1).

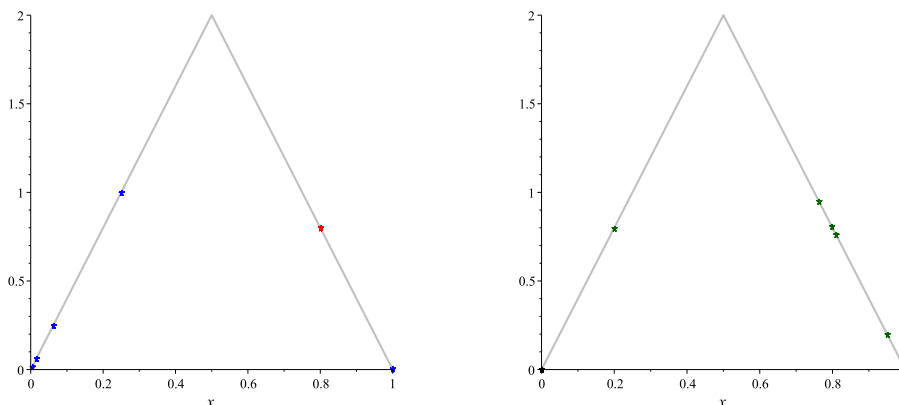


FIGURE 10. Points of 5-cycles and fixed points of the tent map where $H = 4$. In the Left Panel, a 5-cycle with positive multiplier (blue) and the non-zero fixed point (red) are stabilized using $\vartheta = \frac{H^T + \frac{0.4}{H}}{H^T - 1}$. In the Right Panel, a 5-cycle with negative multiplier (green) and the fixed point at 0 are stabilized using $\vartheta = \frac{H^T - \frac{0.4}{H}}{H^T + 1}$. To put this example in the context of Theorem 3, we note that in this case $T = 5$ and $\tau = 1$, so that $p = T/\tau = 5$ is odd.

Recall that the Cantor set can be defined as those real numbers in $[0, 1]$ whose ternary expansions consist only of 0's and 2's. The Cantor set is characterized by two types of points: the points that are end-points of the open intervals that are adjacent to the Cantor set are called points of the first type (these are points which terminate in all 0's or all 2's when written in ternary expansion - they take the form $\frac{p}{3^k}$ for some natural numbers p and k), while all the other points of the set are called points of the second type. Points of the first type are solutions of the equations $f^{(k)}(x) = 1$, for $k = 1, 2, \dots$. The set of points of the first type is countable. When $x < 1/2$ and in the Cantor set (so that is, it's first digit in ternary expansion is 0), the tent map acts as a right shift map on the ternary expansion. If $x > 1/2$, the tent map acts on the ternary expansion by swapping the 2's and 0's, and then acting as a shift map. Among the points of the second type, we can select a subset consisting of all periodic points of the system given by Equation (1). They are obtained as the union of all the roots of the equations $f^{(k)}(x) = x$, $k = 1, 2, \dots$. The set of periodic points of the map (2) is also countable. Points whose ternary expansion is periodic will themselves be periodic because of the way the tent map acts

as a shift on the ternary expansions. Thus, there are periodic points arbitrarily close to points of the first type of the Cantor set.

The following question arises: how are the periodic points of one orbit of a given period T distributed through the Cantor set? More precisely, how uniformly do the periodic points of the orbit of a given period T fill the Cantor set? We do not consider the analytical solution of this problem in this paper, but we provide some examples simulating the density functions for the distribution of periodic point, and we compare them graphically with the analogous function for a random sample of elements from the set of points of the first type in the Cantor set.

Let us take for example the period $T = 1009$, with an accuracy 10^{-525} , initial value $x_0 = 0.555$, and values for the control parameter $\vartheta = \frac{H^T \pm \frac{0.6}{H}}{H^T + 1}$. We will get $2T = 2018$ cyclic points. We then simulate the density function for the distribution of the cyclic points set (Figure 11-a). The graph shows that the estimated periodic points are not quite evenly distributed in the Cantor set. Let us now find *two hundred* orbits with the period $T = 1009$, i.e., we get 20180 cyclic points. Surprisingly, the graph of the simulated density function for the new set of points (Figure 11-b) does not differ much from the plot in the previous case. Finally, let us plot the density function for the distribution of randomly selected 200000 points of the first type of the Cantor set. For this purpose, represent a subset of the points of the first type of the Cantor set in their ternary expansion $s = \sum_{j=1}^N \alpha_j \frac{2}{3^j}$, where $\alpha_j \in \{0, 1\}$. If $N = 25$, the maximum number of possible points is 2^{25} . Let us randomly choose values for α_j : either zero or one, and thus construct 200000 points. Next, we graph the distribution of the resulting set (Figure 12). Comparison of the graphs in Figures 11, 12 shows that the points of the first type, constructed by the method outlined above, are distributed more evenly on the Cantor set.

7. CONCLUSIONS

A general predictive control framework was developed in [24] for finding a given set of periodic orbits by making them locally stable. This suggests a solution to the problem of numerically describing invariant sets ¹ of nonlinear dynamical systems, since periodic orbits are often dense in these invariant sets.

¹We consider the *largest* bounded set Γ , such that $f(\Gamma) \subseteq \Gamma$

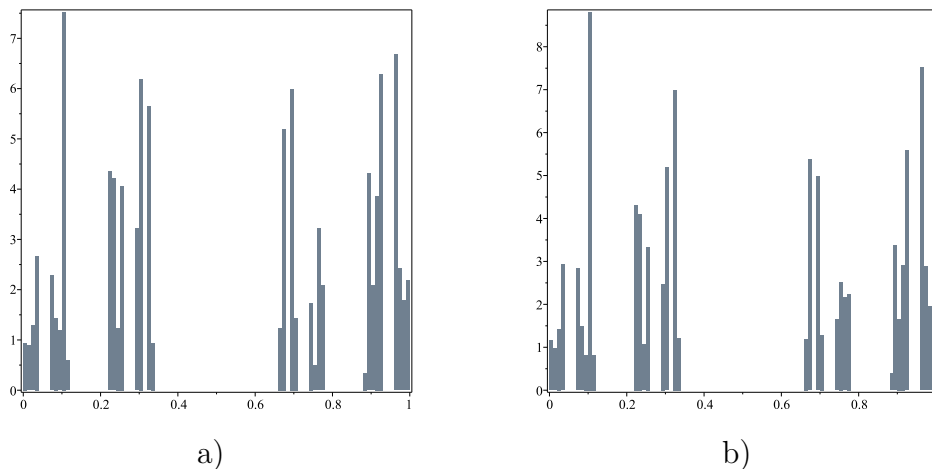


FIGURE 11. The graph of the distribution density function of the set of cyclic points of two and two hundred 1009-periodic orbits of map (2) at $H = 3$

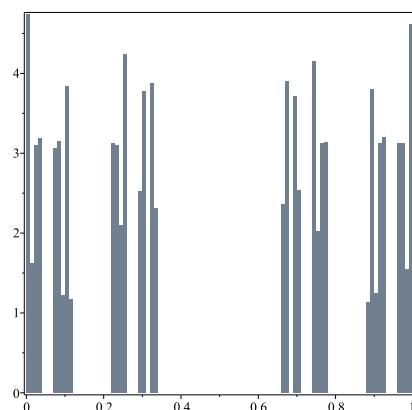


FIGURE 12. Graph of the distribution density function of the set of 200000 random points of the first type of the Cantor set. Note that the distribution is more uniform across the bins of the histogram.

Since the periodic orbits themselves are repelling sets the problem is separated in two parts: a local stabilization of periodic orbits of a given period, which could be fairly large, and then selection of an initial point in the basin of attraction of the stabilized periodic orbit.

If the invariant set is a global attractor, then all trajectories are bounded, and therefore most initial points are in the basin of attraction of one of the stabilized periodic orbits.

If the invariant set is repelling, then the analogous problem turns out to be much more complicated: simple local stability of the controlled orbit is not sufficient, due to the fact that its basin of attraction can have a small measure, and a very complicated structure. For example, it might not be simply connected, or it may have a fractal boundary. The orbits of most initial points will go to infinity. Therefore, the problem of choosing an initial point in the basin of attraction of a stabilized orbit becomes significant.

However, the method of generalized predictive control, used to stabilize the orbit, has an important characteristic: in addition to the local asymptotic stability of the orbits of controlled system, the rest of the orbits remain bounded for a sufficiently large set of initial values. In this paper we showed that, for the generalized tent map, it is possible to ensure that all solutions are bounded. The global behavior of solutions for the generalized logistic map, the generalized Lozi [28], Hénon [29], Ikeda [30], Elhadj-Sprott [31] maps, etc. is somewhat more complicated. For such systems, we conjecture that it is necessary to choose the control parameter as a function of the current state of the system. Investigation of the global behavior of the controlled systems solutions for these maps is the task for future research.

8. ACKNOWLEDGMENT

The authors wish to thank Andrew Sills for his help in finding the reference to Gauss' theorem.

REFERENCES

- [1] Lozi R. Can we trust in numerical computations of chaotic solutions of dynamical systems? *Topology and Dynamics of Chaos*, eds. Letellier, Ch. & Gilmore, R., World Scientific Series in Non-linear Science Series A, 84:63–98, 2013.
- [2] Derrida B., Gervois A., Pomeau Y. Iteration of endomorphisms on the real axis and representation of numbers. *Ann. Inst. H. Poincaré Sect. A (N.S.)*, 29:305–356, 1978.
- [3] Goh W.M.Y. Dynamical representation of real numbers and its universality. *Number Theory*, 33:334–355, 1989.
- [4] Devaney R. L. *An Introduction to Chaotic Dynamical Systems*. New York: Addison-Wesley Publ. Co., Second edition, 1993.
- [5] Chen G., Dong X. *From chaos to order: Methodologies, Perspectives and Application*. World Scientific, Singapore, 1999.
- [6] Andrievsky B. R., Fradkov A. L. Control of Chaos: Methods and Applications. *I. Methods, Automat. i Telemekh.*, no. 5:3–45, 2003.

- [7] Biham O. and Wenzel W. Characterization of Unstable Periodic Orbits in Chaotic Attractors and Repellers. *Phys. Rev. Lett.*, 63(8):819–822, 1989.
- [8] Zygliczynski P. Computer assisted proof of chaos in the Roessler equations and the Henon map. *Nonlinearity*, 10(1):243–252, 1997.
- [9] Galias Z. Rigorous investigations of Ikeda map by means of interval arithmetic. *Nonlinearity*, 15:1759–1779, 2002.
- [10] Galias Z. Interval methods for rigorous investigations of periodic orbits. *Int. J. Bifurc. Chaos*, 11(9):2427–2450, 2001.
- [11] Ott E., Grebodgi C., Yorke J.A. Controlling chaos. *Phys. Rev. Lett.*, 64:1196–1199, 1990.
- [12] Qian, Y., Meng, W. Mixed-Mode Oscillation in a Class of Delayed Feedback System and Multistability Dynamic Response. *Complexity*, no. 4871068, 2020.
- [13] Aleksandrov, A.Y., Zhabko, A.P. On stability of solutions to one class of nonlinear difference systems. *Siberian Mathematical Journal*, 44(6):951–958, 2003.
- [14] Yang D., Zhou J. Connections among several chaos feedback control approaches and chaotic vibration control of mechanical systems. *Commun. Nonlinear Sci. Numer. Simulat.*, 19:3954–3968, 2014.
- [15] Miller J.R., Yorke J.A. Finding all periodic orbits of maps using Newton methods: sizes of basins. *Physica D*, 135:195–211, 2000.
- [16] Dmitrishin D., Skrinnik I., Lesaja G., Stokolos A. A new method for finding cycles by semilinear control. *Physics Letters A*, 383:1871–1878, 2019.
- [17] Pyragas K. Continuous control of chaos by self controlling feedback. *Phys. Rev. Lett. A*, 170:421–428, 1992.
- [18] Vieira de S.M., Lichtenberg A.J. Controlling chaos using nonlinear feedback with delay. *Phys. Rev. E*, 54:1200–1207, 1996.
- [19] Dmitrishin D. and Khamitova A. Methods of harmonic analysis in nonlinear dynamics. *Comptes Rendus Mathematique*, 351(9-10):367–370, 2013.
- [20] Morgul O. Further stability results for a generalization of delayed feedback control. *Nonlinear Dynamics*, pages 1–8, 2012.
- [21] Polyak B. T. Stabilizing chaos with predictive control. *Automation and Remote Control*, 66(11):1791–1804, 2005.
- [22] Ushio T., Yamamoto S. Prediction-based control of chaos. *Phys. Lett. A*, 264:30–35, 1999.
- [23] Shalby L. Predictive feedback control method for stabilization of continuous time systems. *Advances in Systems Science and Applications*, 17:1–13, 2017.
- [24] Dmitrishin D.V., Stokolos A.M. Iacob I.E. Average predictive control for nonlinear discrete dynamical systems. *Advances in Systems Science and Applications*, 20(1):27–49, 2020.
- [25] https://github.com/kdayers/tentmap_invariant, 2021.
- [26] Leonov G. A. *Strange Attractors and Classical Stability Theory*. St. Petersburg University Press, 2008. 160 (ISBN 978-5-288-04500-4).
- [27] Dickson L.E. *The History of the Theory of Numbers*, volume I. Carnegie Institute of Washington, 1919.

- [28] Lozi R. Un attracteur étrange du type attracteur de Hénon. *J. Phys. Colloques*, 39:5–9, 1978.
- [29] Hénon M. A two-dimensional mapping with a strange attractor. *Commun. Math. Phys.*, 50(1):69–77, 1976.
- [30] Ikeda K. Multiple-valued stationary state and its instability of the transmitted light by a ring cavity system. *Opt. Commun.*, 30:257–261, 1979.
- [31] Sprott J.C. Elhadj Z. A two-dimensional discrete mapping with c multifold chaotic attractors. *Elec. J. Theoretical Phys.*, 17(5):1–14, 2008.

CAL STATE SAN MARCOS, SAN MARCOS, CA

ODESSA NATIONAL POLYTECHNIC UNIVERSITY

POMONA COLLEGE, CLAREMONT, CA

GEORGIA SOUTHERN UNIVERSITY

ODESSA NATIONAL POLYTECHNIC UNIVERSITY

