

# Competitive epidemic networks with multiple survival-of-the-fittest outcomes

Mengbin Ye<sup>1</sup>, Brian D.O. Anderson<sup>2</sup>, Axel Janson<sup>3</sup>, Sebin Gracy<sup>3</sup>, and Karl H. Johansson<sup>3</sup>

<sup>1</sup> School of Electrical Engineering, Computing and Mathematical Sciences, Curtin University, Perth, Australia

<sup>2</sup> School of Engineering, Australian National University, Canberra, Australia

<sup>3</sup> Division of Decision and Control Systems, School of Electrical Engineering and Computer Science, KTH Royal Institute of Technology, and Digital Futures, Stockholm, Sweden.

(Dated: November 15, 2021)

We use a deterministic model to study two competing viruses spreading over a two-layer network in the Susceptible–Infected–Susceptible (SIS) framework, and address the central problem of identifying the winning virus in a “survival-of-the-fittest” battle. Existing sufficient conditions ensure that the same virus always wins regardless of initial states. For networks with an arbitrary but finite number of nodes, we present a necessary and sufficient condition that guarantees local exponential stability of the two equilibria corresponding to each virus winning the battle. Thus, either of the viruses can win, depending on the initial states. We then prove that for almost any network layer of one virus, there exists a network layer for the other virus such that the resulting two-layer network satisfies the aforementioned condition. To operationalize our findings, a four-step procedure is developed to reliably and consistently design one of the network layers, when given the other layer. Numerical case studies illustrate the theoretical result and its practical consequences.

## I. INTRODUCTION

Mathematical models of epidemics have been studied extensively for over two centuries, providing insight into the process by which infectious diseases and viruses spread across human or other biological populations [1–3]. Models utilizing health compartments are classical, where each individual in a large population may be susceptible to the virus (S), infected with the virus and able to infect others (I), or removed with permanent immunity through recovery or death (R). Different diseases or viruses are modeled by including different compartments and specifying the possible transition paths between the compartments. Susceptible–Infected–Removed (SIR) and Susceptible–Infected–Susceptible (SIS) frameworks are common, while other compartments can be added to reflect latent or incubation periods for the disease, or otherwise provide a more realistic description of the epidemic process. Moving beyond single populations, network models of meta-populations have also been widely studied, where each node in the network represents a large population and links between nodes represent the potential for the virus to spread between populations [1, 4–6].

Recently, increasing attention has been directed to network models of epidemics involving two or more viruses [7]. Depending on the problem scenario, the viruses may be cooperative; being infected with one virus makes an individual more vulnerable to infection from another virus [8, 9]. Alternatively, viruses may be competitive, whereby being infected with one virus can provide an individual with partial or complete protection from also being infected with another virus. For competitive models centered on the SIR framework, the literature often focuses on comparing the outbreak sizes, by characterizing the final number of removed individuals for the different viruses [10–15]. In contrast, for competitive models utilizing the SIS framework, a central question is whether each virus will persist over time or become extinct [16–29]. If a particular virus persists while others become extinct, it is said to have won the “survival-of-the-fittest” battle, and is also referred to as competitive exclusion [22]. An important problem

is to identify the winning virus for the given conditions. It is also crucial to understand when multiple viruses may persist in the meta-population, resulting in a state of “coexistence”.

Our work considers one of the most popular models for competing epidemics, namely two viruses in the SIS framework. The two viruses, termed virus 1 and virus 2, spread across a two-layer meta-population network; each layer represents the possibly distinct contact networks for virus 1 and virus 2. An individual is infected by virus 1, or infected by virus 2, or not infected by either of the viruses. The competing nature implies that an individual infected by virus 1 cannot be infected by virus 2, and vice versa. Within each population, an infected individual that recovers from either virus will do so with no immunity, and then becomes susceptible again to infection from either virus.

Existing literature on bivirus networks has identified a variety of scenarios and conditions that specify the winning virus in the survival-of-the-fittest battle, regardless of the initial state [16, 17, 21, 25–27]. In this paper, however, we address a key yet relatively unexplored question: *are there conditions on the network such that either virus can prevail in the survival-of-the-fittest battle?* For a three-node network with a specialized tree structure, [22] presented a necessary and sufficient condition for either of the viruses to prevail, depending on the initial state of the network. However, the question has remained unanswered for networks with four or more nodes and general topology structure; the complexity arising from the coupled spreading dynamics of multiple nodes and two viruses makes it nontrivial to extend the approach in [22].

The main contribution of this paper is to show that for any given finite number of nodes, there exist bivirus networks where at least one network layer has essentially arbitrary structure, for which either virus can survive depending on the network’s initial state. Our epidemic spreading process is described by a deterministic continuous-time dynamical system [16, 17, 21, 22]. The main results are based on novel control-theoretic arguments, and begin by stating that under certain necessary and sufficient condition on the infection and recovery rates of the epidemic dynamics, the two

equilibria associated with either virus winning the survival battle are both locally exponentially stable, extending the condition presented in [22] for three-node networks. This ensures that there are initial states for which *either* of the viruses can win the battle. While it is straightforward to check whether a given bivirus network satisfies the condition, the converse problems of existence and design of such networks are significantly more challenging. Merely demonstrating the existence of bivirus networks with more than three nodes satisfying the aforementioned condition has remained an elusive challenge, because the condition is expressed implicitly as complex non-linear functions of the infection and recovery rates. Further, there are no simple procedures to design or create the two network layers to satisfy the condition (a numerical example of which would resolve the existence question).

We prove that, given almost any network layer of one virus, there always exists a network layer of the second virus such that the resulting bivirus network satisfies the necessary and sufficient condition we identified. We subsequently operationalize the theoretical results by developing a robust four-step procedure, starting with an essentially arbitrary network layer, to construct the other network layer to satisfy the condition. This allows one to generate bivirus networks that have two possible survival-of-the-fittest outcomes. Numerical examples are presented to demonstrate the procedure, and shows that the bivirus network model can exhibit a rich and complex set of dynamical phenomena, verifying the theoretical findings in [22], including the presence of an unstable equilibrium where, in each population, both viruses coexist. Our work offers insight into bivirus networks and the complex survival-of-the-fittest battles that unfold over them.

## II. BIVIRUS NETWORK MODEL

We consider a set of  $n \geq 2$  nodes,  $\mathcal{V} = \{1, \dots, n\}$ . Each node represents a well-mixed population of individuals with a large and constant size [30]. Following the convention in the literature [16], two viruses spread over a two-layer contact network represented by the graph  $\mathcal{G} = (\mathcal{V}, \mathcal{E}_A, \mathcal{E}_B)$ , where  $\mathcal{E}_A$  and  $\mathcal{E}_B$  are the edge sets that determine the contact spreading network for virus 1 and virus 2, respectively.

We define  $x_i(t) \in [0, 1]$  and  $y_i(t) \in [0, 1]$ ,  $t \in \mathbb{R}_+$ , as the fraction of individuals in population  $i \in \mathcal{V}$  infected with virus 1 and virus 2, respectively [31]. The epidemic dynamics at node  $i \in \mathcal{V}$  are given by

$$\dot{x}_i(t) = -x_i(t) + (1 - x_i(t) - y_i(t)) \sum_{j=1}^n a_{ij} x_j(t) \quad (1a)$$

$$\dot{y}_i(t) = -y_i(t) + (1 - x_i(t) - y_i(t)) \sum_{j=1}^n b_{ij} y_j(t). \quad (1b)$$

By defining  $x(t) = [x_1(t), \dots, x_n(t)]^\top$  and  $y(t) = [y_1(t), \dots, y_n(t)]^\top$ , we obtain the following bivirus dynamics for the meta-population network:

$$\dot{x}(t) = -x(t) + (I - X(t) - Y(t))Ax(t) \quad (2a)$$

$$\dot{y}(t) = -y(t) + (I - X(t) - Y(t))By(t), \quad (2b)$$

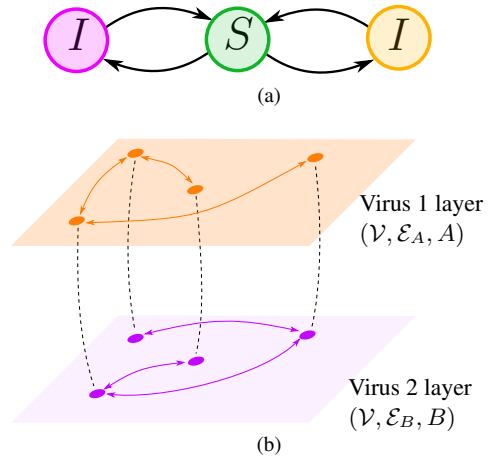


FIG. 1: Schematic of the compartment transitions and two-layer infection network. (a) Each individual exists in one of three health states: Susceptible ( $S$ ), Infected with virus 1 ( $I$ , orange), or Infected with virus 2 ( $I$ , purple). Arrows represent possible transition paths between health states. (b) The two-layer network through which the viruses can spread between populations (nodes). Note that the edge sets of the two layers do not need to match, so that virus 1 can spread between two nodes but virus 2 cannot, and vice versa.

where  $X = \text{diag}(x_1, \dots, x_n)$ , and  $Y = \text{diag}(y_1, \dots, y_n)$ , and  $I$  is the  $n$ -dimensional identity matrix. The nonnegative matrices  $A = \{a_{ij}\}$  and  $B = \{b_{ij}\}$  are the adjacency matrices capturing the edge weights for  $\mathcal{E}_A$  and  $\mathcal{E}_B$ , respectively, i.e.,  $a_{ij} > 0$  and  $b_{ij} > 0$  if and only if  $(j, i) \in \mathcal{E}_A$  and  $(j, i) \in \mathcal{E}_B$ , respectively, where  $(j, i)$  is the directed edge from node  $j$  to node  $i$ . The system in Eq. (2) has state variable  $(x(t), y(t))$ , and is in fact a mean-field approximation of a coupled Markov process that captures the SIS bivirus contagion process [16, 17, 32]. Note that we have taken the recovery rates for both viruses to be equal to unity for every population for the purposes of clarity. Importantly, this can actually be done without loss of generality when examining the stability properties of equilibria for the bivirus system (see Appendix B for the nontrivial argument). We suppose that both contact layers are strongly connected, which is a standard assumption in the literature [33], and is equivalent to both  $A$  and  $B$  being irreducible matrices [34].

It is known from [17, Lemma 8] that

$$\Delta = \{(x, y) \in \mathbb{R}_{\geq 0}^n \times \mathbb{R}_{\geq 0}^n : \mathbf{0}_n \leq x + y \leq \mathbf{1}_n\}$$

is a positive invariant set for the bivirus dynamics in Eq. (2), where  $\mathbf{0}_n$  and  $\mathbf{1}_n$  are the all-0 and all-1 column vectors of dimension  $n$  [35]. For two vectors  $x = \{x_i\}$  and  $y = \{y_i\}$  of the same dimension, the vector inequalities are entry-wise:  $x \leq y \Leftrightarrow x_i \leq y_i$  for all  $i$ , and  $x < y \Leftrightarrow x_i < y_i$  for all  $i$ . Given that  $x_i$  and  $y_i$  represent the fraction of population  $i$  infected with virus 1 and virus 2, respectively, we naturally consider Eq. (2) exclusively in  $\Delta$ , and the positive invariance of  $\Delta$  ensures that  $x_i(t)$  and  $y_i(t)$  retain their physical meaning in the context of the model for all  $t \geq 0$ .

With irreducible  $A$  and  $B$ , there can be at most three equilibria in which at least one virus is extinct: the healthy equilibrium ( $x = \mathbf{0}_n, y = \mathbf{0}_n$ ), and two ‘‘survival-of-the-fittest’’ equilibria  $(\bar{x}, \mathbf{0}_n)$  and  $(\mathbf{0}_n, \bar{y})$ , where  $\mathbf{0}_n < \bar{x} < \mathbf{1}_n$  and  $\mathbf{0}_n < \bar{y} < \mathbf{1}_n$  [17]. A necessary and sufficient condition for  $(\bar{x}, \mathbf{0}_n)$  and  $(\mathbf{0}_n, \bar{y})$  to exist is that  $\rho(A) > 1$  and  $\rho(B) > 1$ , respectively, where  $\rho(\cdot)$  denotes the spectral radius. We assume that the aforementioned spectral radii condition holds throughout the paper. Then,  $(\mathbf{0}_n, \mathbf{0}_n)$  is an unstable equilibrium (in fact, a repeller such that all trajectories starting in its neighborhood move away from it) [17]. Moreover, with  $\rho(A) > 1$  and  $\rho(B) > 1$ ,  $\bar{x}$  and  $\bar{y}$  correspond to the unique endemic equilibrium of the classical SIS model considering only virus 1 and only virus 2, respectively [17, 27, 36, 37]. These two separate single virus systems are given by

$$\dot{x}(t) = -x(t) + (I - X(t))Ax(t), \quad (3a)$$

$$\dot{y}(t) = -y(t) + (I - Y(t))By(t). \quad (3b)$$

See Appendix A for a brief summary of the single virus system dynamics and additional details on Eq. (2).

**Problem formulation.** In this paper, we study scenarios where either of the viruses can win the survival-of-the-fittest battle. Such scenarios are uncovered by examining the stability properties of the two equilibria  $(\bar{x}, \mathbf{0}_n)$  and  $(\mathbf{0}_n, \bar{y})$  for the network dynamics in Eq. (2). If  $(\bar{x}, \mathbf{0}_n)$  is locally exponentially stable, then  $\lim_{t \rightarrow \infty} (x(t), y(t)) = (\bar{x}, \mathbf{0}_n)$  for all  $(x(0), y(0))$  in some open set  $U \in \text{Int}(\Delta)$  with non-zero Lebesgue measure, where  $\text{Int}(\cdot)$  denotes the interior of the set. In context, for every initial state in  $U$ , virus 1 will win the survival-of-the-fittest battle. If  $(\bar{x}, \mathbf{0}_n)$  is unstable, then for almost all  $(x(0), y(0))$ , virus 1 will not emerge as the winner of the battle [38]. The same is true for virus 2, if we instead consider  $(\mathbf{0}_n, \bar{y})$ . Thus, this paper will study bivirus networks with conditions on  $A$  and  $B$  that ensure both  $(\bar{x}, \mathbf{0}_n)$  and  $(\mathbf{0}_n, \bar{y})$  are locally exponentially stable.

### III. MAIN RESULTS

The main results of this work are presented in four parts. We first provide the necessary and sufficient condition for both  $(\bar{x}, \mathbf{0}_n)$  and  $(\mathbf{0}_n, \bar{y})$  to be locally exponentially stable. Then, we present an existence result which states that given almost any  $A$  matrix, a corresponding  $B$  matrix can be found to satisfy the required condition, followed by the four-step procedure for finding such a  $B$  matrix. Finally, we present numerical examples a two-node and five-node network to highlight the multiple survival-of-the-fittest outcomes.

#### A. Necessary and sufficient condition for stability

The local exponential stability and instability of  $(\bar{x}, \mathbf{0}_n)$  and  $(\mathbf{0}_n, \bar{y})$  can be characterized by analysis of the Jacobian of the right hand side of Eq. (2), evaluated at the two equilibria. Let  $\bar{X} = \text{diag}(\bar{x}_1, \dots, \bar{x}_n)$  and  $\bar{Y} = \text{diag}(\bar{y}_1, \dots, \bar{y}_n)$ . As detailed in Appendix C, the stability and also instability of

$(\bar{x}, \mathbf{0}_n)$  and  $(\mathbf{0}_n, \bar{y})$  are determined precisely by the value of  $\rho((I - \bar{X})B)$  and  $\rho((I - \bar{Y})A)$ , respectively. Specifically,

1. The equilibrium  $(\bar{x}, \mathbf{0}_n)$  is locally exponentially stable if and only if  $\rho((I - \bar{X})B) < 1$ .
2. The equilibrium  $(\mathbf{0}_n, \bar{y})$  is locally exponentially stable if and only if  $\rho((I - \bar{Y})A) < 1$ .

Notice that these inequalities involve  $\bar{X}$  and  $\bar{Y}$  which are a nonlinear function of  $A$  and  $B$ , respectively. In other words,  $\rho((I - \bar{X})B)$  depends on  $B$  explicitly and  $A$  implicitly, and hence the stability property of  $(\bar{x}, \mathbf{0}_n)$  is tied to the complex interplay between the  $A$  and  $B$  matrices. The same is true for  $(\mathbf{0}_n, \bar{y})$ . Thus, if one were provided  $A$  and  $B$ , it is straightforward to check if the conditions hold, as there are iterative algorithms to compute  $\bar{x}$  and  $\bar{y}$ , e.g. [5, Theorem 4.3] or [39, Theorem 5]. However, the inverse problems of existence and design are significantly more difficult to address. First, for an arbitrary number of nodes, proving the *existence* of a bivirus system satisfying the above inequalities has remained an elusive challenge one; it is not automatically guaranteed that there exist  $A$  and  $B$  which satisfy one let alone both of conditions 1 and 2 above. Second, no methods have been developed for designing bivirus networks with multiple survival-of-the-fittest outcomes. In the rest of this paper, we comprehensively address both of these issues.

#### B. Existence of two stable survival equilibria

We now present the main theoretical result of this paper, showing that given almost any  $A$  matrix, one can find a  $B$  matrix such that the two inequalities in Section III A are satisfied.

To begin, consider  $A$  with  $\rho(A) > 1$ . Recall that the single virus system in Eq. (3a) has the unique endemic equilibrium  $\mathbf{0}_n < \bar{x} < \mathbf{1}_n$ . This implies that

$$[I - (I - \bar{X})A]\bar{x} = \mathbf{0}_n, \quad (4)$$

or that  $\bar{x}$  is a positive right eigenvector for the matrix  $(I - \bar{X})A$  associated with the simple eigenvalue at 1, according to the Perron–Frobenius Theorem [40]. Let  $B'$  be any other nonnegative and irreducible matrix such that

$$[I - (I - \bar{X})B']\bar{x} = \mathbf{0}_n, \quad (5)$$

which similarly implies that  $\bar{x}$  is a positive right eigenvector for  $(I - \bar{X})B'$  associated to the simple eigenvalue at 1.

By the Perron–Frobenius Theorem, let  $u^\top$  and  $v^\top$ , respectively, be the positive left eigenvector of  $(I - \bar{X})A$  and  $(I - \bar{X})B'$  associated with the simple eigenvalue at 1, normalized to satisfy  $u^\top \bar{x} = v^\top \bar{x} = 1$ . We require that  $u$  and  $v$  be linearly independent, and this can be achieved by selecting an appropriate  $B'$  when given  $A$ . The existence of  $u^\top, v^\top$ , their linear independence, and detailed arguments in applying the Perron–Frobenius Theorem are provided in Appendix D and Lemma 3. In the sequel, Lemma 1 is presented, showing a procedure to select  $B'$  when given  $A$ .

The main result follows, with proof in Appendix D.

**Theorem 1.** *Suppose that  $A$  and  $B'$  are irreducible nonnegative matrices, with  $\rho(A) > 1$  and  $\rho(B') > 1$ , that satisfy Eq. (4) and Eq. (5). Suppose further that  $u^\top$  and  $v^\top$ , as defined above, are linearly independent. Then there exists  $\delta x \in \mathbb{R}^n$  with arbitrarily small Euclidean norm and satisfying*

$$u^\top [\bar{X}(I - \bar{X})^{-1}] \delta x > 0 \quad (6)$$

$$v^\top [\bar{X}(I - \bar{X})^{-1}] \delta x < 0. \quad (7)$$

Furthermore, there exists  $\delta B \in \mathbb{R}^{n \times n}$  such that  $B' + \delta B$  is an irreducible nonnegative matrix, and  $\delta B$  also satisfies

$$\delta B \bar{x} = [(I - \bar{X})^{-2} - B'] \delta x. \quad (8)$$

Then, with  $B := B' + \delta B$ , for the bivirus network in Eq. (2), both the survival-of-the-fittest equilibria  $(\bar{x}, \mathbf{0}_n)$  and  $(\mathbf{0}_n, \bar{y})$  are locally exponentially stable, and  $\bar{y} = \bar{x} + \delta x + o(\delta)$ .

Provided  $\delta x$  and  $\delta B$  are sufficiently small, the resulting bivirus network in Eq. (2) is such that either virus 1 or virus 2 may actually win a survival-of-the-fittest battle, depending whether the initial states  $(x(0), y(0))$  are in the region of attraction for  $(\bar{x}, \mathbf{0}_n)$  or  $(\mathbf{0}_n, \bar{y})$ , respectively. Our result does not exclude other limiting behavior, such as converging to a coexistence equilibrium where every population  $i$  has individuals infected with virus 1 and virus 2. This is because the regions of attraction for  $(\bar{x}, \mathbf{0}_n)$  and  $(\mathbf{0}_n, \bar{y})$  together cannot cover all of  $\text{Int}(\Delta)$  [41].

In Theorem 1, we require  $A$  and  $B'$  to be irreducible nonnegative matrices such that, if they define the infection matrix for two separate single virus systems in Eq. (3a) and Eq. (3b), then the two systems have the same endemic equilibrium. However, we further require that the left positive eigenvectors  $u^\top$  and  $v^\top$  be linearly independent. In the next subsection, we present one method of selecting  $B'$  and  $\delta x$  and  $\delta B$  (although there may be other approaches).

### C. Systematic construction procedure

A procedure to systematically construct a bivirus network according to Theorem 1 is now presented. To begin, we provide a specific method for constructing a suitable  $B'$ , with proof given in Appendix D. Let  $e_i$  be the  $i$ -th basis vector, with 1 in the  $i$ -th entry and 0 elsewhere.

**Lemma 1.** *Let  $A$  be an irreducible nonnegative matrix fulfilling Eq. (4) for some  $\bar{x}$  such that  $\mathbf{1}_n > \bar{x} > \mathbf{0}_n$ . For a fixed but arbitrary  $i \in \mathcal{V}$ , let  $z^\top \neq \mathbf{0}_n$  be chosen to satisfy  $z^\top \bar{x} = 0$  and the  $j$ -th entry  $z_j < 0$  only if  $a_{ij} > 0$ . Then, there exists a sufficiently small  $\epsilon$  such that  $B' := A + \epsilon e_i z^\top$  is an irreducible nonnegative matrix. Moreover,  $B'$  fulfills the conditions in the hypothesis of Theorem 1:  $\rho(B') > 1$ , Eq. (5) is satisfied, and  $u$  and  $v$  are linearly independent.*

**Step 1.** Consistent with Theorem 1, we begin by assuming that we are given an irreducible nonnegative matrix  $A$  with spectral radius greater than 1. Because we are given  $A$ , we are therefore also given  $\bar{x}$  (which can be computed using iterative

algorithms, see e.g. [5, Theorem 4.3] or [39, Theorem 5]). Construct the matrix  $B' = A + \epsilon e_i z^\top$  according to Lemma 1.

**Step 2.** With  $u^\top$  and  $v^\top$  as defined in Section III B, set  $F = (I - \bar{X})^{-2} - B'$  and  $\tilde{u}^\top = u^\top \bar{X} (I - \bar{X})^{-1} F^{-1}$  and  $\tilde{v}^\top = v^\top \bar{X} (I - \bar{X})^{-1} F^{-1}$ . Note that  $F$  is invertible and  $F^{-1}$  is a positive matrix, as detailed in Appendix D. Select two integers  $j$  and  $k$  for which  $\tilde{u}_j / \tilde{u}_k > \tilde{v}_j / \tilde{v}_k$ . This is possible since  $u^\top$  and  $v^\top$  are linearly independent. Select  $\alpha > 0$  to satisfy

$$\frac{\alpha \tilde{u}_j}{\tilde{u}_k} > 1 > \frac{\alpha \tilde{v}_j}{\tilde{v}_k},$$

noting that such an  $\alpha$  can always be found. Identify one positive entry in each of the  $j$ th row and  $k$ th row of  $B'$ , say  $b'_{jp}$  and  $b'_{kq}$ . Set  $\beta \in (0, b'_{kq} \bar{x}_q)$ . Finally, define the vector  $s \in \mathbb{R}^n$  which has zeros in every entry except  $s_k = -\beta$  and  $s_j = \alpha\beta$ . Compute  $\delta x = F^{-1} s$ .

**Step 3.** To obtain  $\delta B$ , set all of its entries to be equal to zero, except that  $\delta b'_{kq} = -\beta / \bar{x}_q$  and  $\delta b'_{jp} = \alpha\beta / \bar{x}_p$ . Then, set  $B = B' + \delta B$ .

**Step 4.** (If necessary). Since the theoretical analysis uses arguments centered on perturbation methods (see Appendix D), the  $\delta x$  and  $\delta B$  must be sufficiently small. If the selected values of  $\alpha$  and  $\beta$  do not satisfy the necessary and sufficient condition outlined in Section III A, one can iterate the three steps and reduce the magnitude of  $\beta$  until the resulting  $B$  meets the condition.

If  $A$  is a positive matrix, corresponding to an all-to-all connected virus 1 layer, then a more straightforward approach can be taken. We set  $B' = A + \epsilon \mathbf{1}_n z^\top$ , with  $z^\top \bar{x} = 0$  and  $\epsilon$  sufficiently small to guarantee  $B'$  is a positive matrix. Then, solve Eq. (6) and Eq. (7) for  $\delta x$  using standard linear programming methods. Next, compute a solution  $\delta B$  for Eq. (8) and apply a scaling constant to decrease the entries of  $\delta B$  to ensure that  $B = B' + \delta B$  remains a positive matrix. The challenge occurs when  $A$  and  $B'$  are not positive matrices, because any  $\delta B$  satisfying Eq. (8) must have both positive and negative entries. This can be problematic if we obtain a solution  $\delta B$  that has a negative entry where  $B'$  has a zero entry but we also require  $B$  to be nonnegative irreducible. The above four-step procedure resolves this issue, by producing a  $\delta B$  whose single negative entry is in the same position corresponding to a positive entry in  $B'$ , and the former is smaller in magnitude than the latter.

In order to apply the four-step construction procedure, one requires knowledge of the infection matrix  $A$  and the endemic equilibrium  $\bar{x}$  associated with the single virus system Eq. (3a). It is important to stress that only knowledge of the single virus system is needed, as opposed to knowledge of any bivirus system. From knowledge of  $A$  and  $\bar{x}$ , one would construct a suitable  $B'$ , and subsequently compute  $\delta x$  and  $\delta B$  as necessary.

### D. Case studies

We now present two case studies to illustrate the procedure and the diverse limiting behavior that can be observed, including different survival-of-the-fittest outcomes. For the sake of clarity and simplicity, we first present a detailed case study

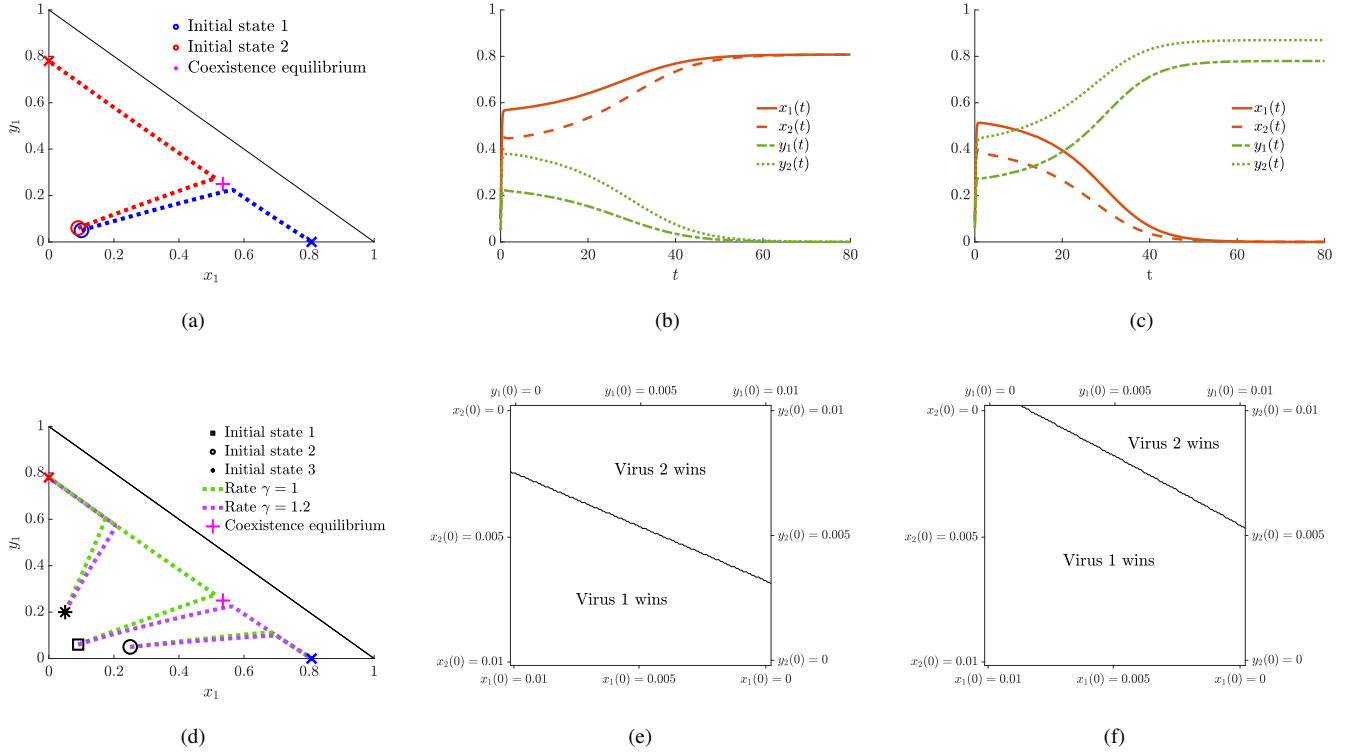


FIG. 2: The dynamics of the two-node case study of Eq. (2). In (a), the trajectories  $(x_1(t), y_1(t))$  are shown for two different initial states (blue and red); virus 1 and virus 2 win the survival-of-the-fittest battle in the blue and red trajectories, respectively. In (b) and (c), the time evolution of  $(x(t), y(t))$  is shown for the blue and red initial states in (a), respectively. In (d), we show the trajectories  $(x_1(t), y_1(t))$  for virus 1 and virus 2 of the same speed (green,  $\gamma = 1$ ) and virus 1 that is 1.2 times faster relative to virus 2 (purple,  $\gamma = 1.2$ ), for different initial states. The winning virus for different initial states is recorded when (e) virus 1 and virus 2 are the same speed and (f) when virus 1 is faster than virus 2, with  $\gamma = 1.2$ . Note the line where the boundaries of the two regions meet forms part of the stable manifold of the unstable coexistence equilibrium.

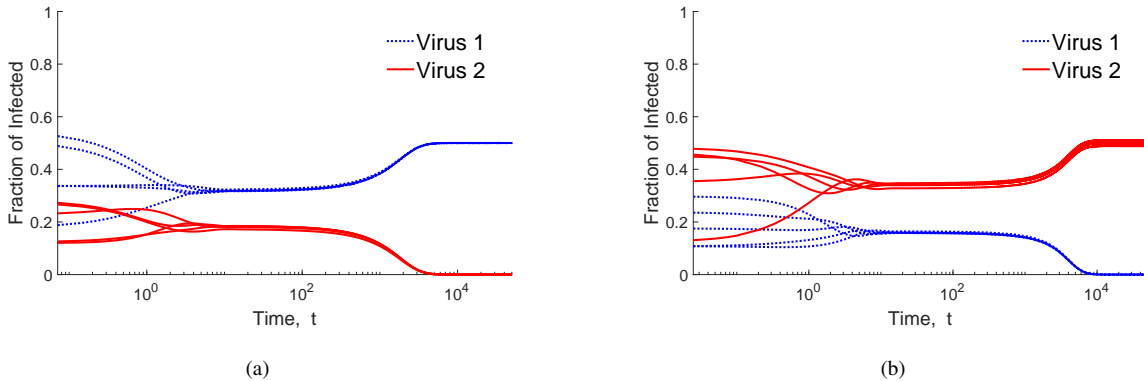


FIG. 3: The dynamics of the  $n = 5$  node example (note the logarithmic scale of time,  $t$ , along the horizontal axis). In (a) and (b), the time evolution of  $(x(t), y(t))$  shows two different initial states yielding two different survival-of-the-fittest outcomes.

of a network with two nodes, in Fig. 2 and then another case study of a network with five nodes, in Fig. 3 [42].

For the the two-node example, the particular  $A$  and  $B$  matrices are reported in Appendix E 1, and they give  $\bar{x} =$

$[0.8077, 0.8077]^\top$  and  $\bar{y} = [0.7801, 0.8699]^\top$ . In this particular example, we can also compute that there is a unique coexistence equilibrium,  $(\bar{x}, \bar{y})$ , with  $\bar{x} = [0.5467, 0.4180]^\top$  and  $\bar{y} = [0.2418, 0.4101]^\top$ , see Appendix E 1. Fig. 2a, shows

that for two initial states in  $\text{Int}(\Delta)$  that are close together, different survival-of-the-fittest outcomes occur, with either virus 1 (blue) or virus 2 (red) winning. Figs. 2b and 2c show the time evolution of the blue and red trajectories in Fig. 2a, respectively. It is notable that there is a rapid initial transient that takes the system to a point arbitrarily close to a curve that connects  $(\bar{x}, \mathbf{0}_n)$  to  $(\mathbf{0}_n, \bar{y})$  and passes through the unstable coexistence equilibrium, followed by a slower convergence to the two survival equilibria.

Separating the time-scales of the two viruses can change the shape of the regions of attraction for  $(\bar{x}, \mathbf{0}_n)$  and  $(\mathbf{0}_n, \bar{y})$ , but the local exponential stability property is unchanged, and thus both regions will always have non-zero Lebesgue measure. Time-scale separation can be easily achieved by introducing a parameter  $\gamma > 0$  and modifying Eq. (2a) to be

$$\dot{x}(t) = \gamma \left( -x(t) + (I - X(t) - Y(t))Ax(t) \right). \quad (9)$$

Adjusting  $\gamma$  allows study of scenarios of interest where virus 1 has much faster or slower dynamics relative to virus 2. Fig. 2d shows the trajectories for the two viruses having the same speed (green) and virus 1 being faster than virus 2 (purple,  $\gamma = 1.2$ ). Thus, from the same initial condition, the virus that survives may depend on the relative speeds of the two viruses, but there are always two nontrivial regions of attraction for the two stable equilibria.

Fig. 2e indicates the initial states that lead to virus 1 or virus 2 winning the survival-of-the-fittest battle, for initial states constrained to satisfy  $x_i(0) + y_i(0) = 0.01$  for  $i = 1, 2$ . See Appendix E 1 for details on the simulation setup. Fig. 2f maps out the same region, but with virus 1 having the faster dynamics relative to virus 2. Consistent with the above, we see that adjusting the relative dynamics changes the shape of the region for which virus 1 or virus 2 wins the survival battle. It appears that as the dynamics of one virus becomes faster, the region of attraction increases in size, which accords with intuition. However, there are always initial states for either virus to win the battle and be the sole survivor.

Note that in this case study, the coexistence equilibrium  $(\bar{x}, \bar{y})$  is in fact unstable, as the associated Jacobian has one eigenvalue with positive real part. It is known that the region of attraction for an equilibrium forms an open set [41], and there are two locally stable equilibria (the two survival-of-the-fittest equilibria) and two unstable equilibria (the healthy state and the coexistence equilibrium). Thus, the boundaries of the regions of attraction for  $(\bar{x}, \mathbf{0}_n)$  and  $(\mathbf{0}_n, \bar{y})$  do not belong to the region of attraction of either, and if the system is initialized at a common point of the two boundaries, then necessarily the trajectories do not converge to either stable equilibrium. In fact, the common boundary of the two regions of attraction forms the stable manifold of  $(\bar{x}, \bar{y})$ . Initial states on this manifold would lead to convergence to  $(\bar{x}, \bar{y})$ , providing a third outcome of the battle, where nodes 1 and 2 each have individuals infected with both virus 1 and virus 2, different from an outcome where only one virus wins the survival battle. Since stable manifolds of unstable equilibria have zero Lebesgue measure [41], this third outcome is unlikely to be encountered in practice, but not impossible.

We conclude with another case study with  $n = 5$  nodes, with details of the setup reported in Appendix E 2. For two different sets of initial states, Fig. 3a and Fig. 3b show that virus 1 and virus 2 win the survival-of-the-fittest battle, respectively. Notice the logarithmic scale of the  $x$ -axis.

### E. Relation to existing literature

The contributions in this paper are illustrated in Fig. 4. Assuming networks endowed with an arbitrary topology, for survival-of-the-fittest battles, Regions I–III (colored in blue) highlight the outcomes recorded in the existing literature, whereas Region IV (colored in red) depicts the novel outcome presented in this paper. The spectral radii of  $(I - \bar{X})B$  and  $(I - \bar{Y})A$ , denoted by  $\rho_1$  and  $\rho_2$ , respectively, are depicted on the  $y$  and  $x$ -axis. The local stability properties of  $(\bar{x}, \mathbf{0}_n)$  and  $(\mathbf{0}_n, \bar{y})$  are precisely determined by  $\rho_1$  and  $\rho_2$ , respectively, see Appendix C for details. The existing literature has identified sufficient conditions on  $A$  and  $B$  that result in the bivirus network exhibiting the behavior depicted in Region I or III, where virus 2 and virus 1, respectively, win the survival-of-the-fittest battle, see [16, 17, 21, 22, 25, 27]. In fact, global stability of a specific survival-of-the-fittest equilibrium is secured in [21, 25]. Sufficient conditions can also be identified for the bivirus network to be in Region II, where both survival equilibria are unstable [16, 22, 27]. For the particular case of a 3-node network endowed with a tree topology that disallows self-loops, a necessary and sufficient condition for local exponential stability of each of the survival-of-the-fittest equilibria, corresponding to Region IV, was identified in [22]. However, to the best of our knowledge, the literature has not considered bivirus networks in Region IV for networks with arbitrary but finite number of nodes endowed with an arbitrary topology on either layer (and not necessarily tree). The present paper addresses this gap by identifying a necessary and sufficient condition for a bivirus system to be in Region IV, and then presents a procedure to obtain such a system.

## IV. CONCLUSION

In summary, we explored a fundamental problem for competing epidemic spreading across a meta-population, using the deterministic SIS bivirus network model. We presented a necessary and sufficient condition on the two infection matrices  $A$  and  $B$ , defining the network layers of virus 1 and virus 2, such that the winner of a survival-of-the-fittest battle depends nontrivially on the initial state of the bivirus network. We then provided a rigorous argument which demonstrated that for almost any  $A$ , there exists a  $B$  such that the pair of matrices satisfied the aforementioned necessary and sufficient condition. Finally, we presented a systematic procedure to generate such a bivirus network, and studied two numerical examples. This paper significantly expands the known dynamical phenomena of the bivirus model, but should be considered as just a first important step for the epidemic modeling community to explore the diverse new outcomes that are now unlocked

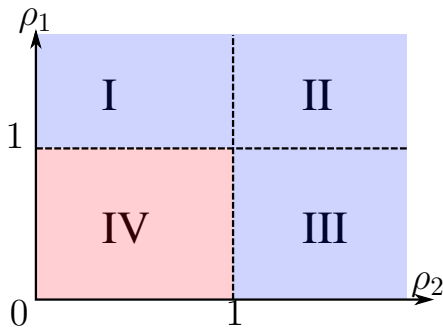


FIG. 4: Existing results (blue shaded regions) and new phenomena reported in this paper (red shaded region), characterized by  $\rho_1$  and  $\rho_2$ , which are the spectral radii of  $(I - \bar{X})B$  and  $(I - \bar{Y})A$ , respectively. In Region I,  $(\bar{x}, \mathbf{0}_n)$  and  $(\mathbf{0}_n, \bar{y})$  are unstable and locally exponentially stable, respectively. In Region II,  $(\bar{x}, \mathbf{0}_n)$  and  $(\mathbf{0}_n, \bar{y})$  are both unstable. In Region III,  $(\bar{x}, \mathbf{0}_n)$  and  $(\mathbf{0}_n, \bar{y})$  are locally exponentially stable and unstable, respectively. In Region IV,  $(\bar{x}, \mathbf{0}_n)$  and  $(\mathbf{0}_n, \bar{y})$  are *both* locally exponentially stable.

for competing epidemic spreading models. A key direction of our future work is to investigate models of three or more competing viruses (multivirus networks) [27], and to explore how the regions of attraction might change as a function of the relative speeds of the different virus dynamics. Our work did not provide theoretical conclusions on the presence or stability properties of coexistence equilibria, although our example demonstrated a unique unstable coexistence equilibrium; this is a current focus.

### Appendix A: Preliminaries

Here, we provide some notation and introduce useful linear algebra results. We then introduce the bivirus system dynamics and recall established results on its behaviour.

Let  $A$  be a square matrix, with eigenvalues  $\lambda_i$ . We use  $\rho(A) = \max_i |\lambda_i|$  and  $\sigma(A) = \max_i \Re(\lambda_i)$  to denote the spectral radius and the spectral abscissa of  $A$ , respectively. If  $\sigma(A) < 0$ , we say  $A$  is Hurwitz. The matrix  $A$  is reducible if and only if there is a permutation matrix  $P$  such that  $P^\top A P$  is block upper triangular; otherwise  $A$  is said to be irreducible.

We say that a square matrix  $A$  is a nonnegative (positive) matrix if all of its entries are nonnegative (positive). A nonnegative matrix  $A$  is irreducible if and only if whenever  $y = Ax$ , with  $x \geq \mathbf{0}_n$ ,  $y$  always has a nonzero entry in at least one position where  $x$  has a zero entry. If  $A$  is nonnegative and irreducible, then by the Perron–Frobenius Theorem [43],  $\sigma(A) = \rho(A)$  is a simple eigenvalue, and we call it the Perron–Frobenius eigenvalue of  $A$ . The associated eigenvector has all positive entries, and up to a scaling, there is no other eigenvector with this property. We say that  $A$  is a Metzler matrix if all of its off-diagonal entries are nonnegative. By applying the Perron–Frobenius Theorem [43] to a Metzler and irreducible  $A$ , similar conclusions on  $\sigma(A)$  and the corresponding eigenvector can be drawn. A square matrix  $A$  is an  $M$ -matrix if  $-A$  is Metzler and all eigenvalues of  $A$  have

positive real parts except for any at the origin. If  $A$  has eigenvalues with strictly positive real parts, we call it a nonsingular  $M$ -matrix, and a singular  $M$ -matrix otherwise [43].

Some important properties of  $M$ -matrices and Metzler matrices, relevant to our theoretical results, are detailed as follows:

1. For a (singular)  $M$ -matrix  $F$ , and any positive diagonal  $D$ ,  $DF$  is also a (singular)  $M$ -matrix.
2. Let  $F$  be an irreducible singular  $M$ -matrix. Then, for any nonnegative nonsingular diagonal  $D$ ,  $F + D$  is an irreducible nonsingular  $M$ -matrix.
3. For an irreducible nonnegative matrix  $B$  and positive diagonal matrix  $D$ , then for the Metzler matrix  $-D + B$ , there holds i)  $\sigma(-D + B) > 0 \Leftrightarrow \rho(D^{-1}B) > 1$ , ii)  $\sigma(-D + B) = 0 \Leftrightarrow \rho(D^{-1}B) = 1$  and iii)  $\sigma(-D + B) < 0 \Leftrightarrow \rho(D^{-1}B) < 1$ .
4. For an irreducible nonnegative matrix  $B$  and a positive diagonal matrix  $D$  with  $d_{ii} < 1 \forall i$ , there holds  $\rho(B) > \rho((I - D)B)$  and  $\rho(B) > \rho(DB)$ .
5. For a nonsingular irreducible  $M$ -matrix  $F$ ,  $F^{-1}$  is a positive matrix.

The first two results are easily proved from the property that all the principal minors of an  $M$ -matrix are positive in the nonsingular case and nonnegative in the singular case, see [44, Theorem 4.31] and [45, Chapter 6, Theorem 2.3 and Theorem 4.6]. The third result is due to [17, Proposition 1]. The fourth is a consequence of [45, Chapter 2, Corollary 1.5(b)] and the irreducibility of both  $(I - D)B$  and  $DB$ , which sum to  $B$ . The fifth is a consequence of [45, Chapter 6, Theorem 2.7]. We conclude this section by presenting a result on the perturbation of an eigenvalue for a matrix, restricting to real eigenvalues.

**Lemma 2.** [46, pg. 15.2, Fact 3]. *Let  $W \in \mathbb{R}^{n \times n}$  be a square matrix with left and right eigenvectors  $a^\top, b$  corresponding to a real simple eigenvalue  $\lambda$ . Suppose that  $W$  is perturbed by a small amount  $\delta W \in \mathbb{R}^{n \times n}$ . Then to first order in  $\delta$ ,  $\lambda$  is perturbed by an amount  $\delta\lambda$  given by*

$$\delta\lambda = \frac{a^\top \delta W b}{a^\top b} \quad (\text{A1})$$

### Stability of dynamical system through Jacobian analysis

A general nonlinear system dynamical equation takes the form  $\dot{x}(t) = f(x(t))$ , and equilibria of this system are given by those  $\bar{x}$  for which  $f(\bar{x}) = 0$ . The Jacobian matrix is given by  $J_f(\bar{x}) = \frac{\partial f}{\partial x}|_{x=\bar{x}}$ . The equilibrium  $\bar{x}$  is locally asymptotically stable (actually exponentially so) if and only if  $\sigma(J_f(\bar{x})) < 0$ , and unstable if  $\sigma(J_f(\bar{x})) > 0$ , see [47, Theorem 4.15 and Corollary 4.3].



### Bivirus system and known properties

If we assume the general case with non-unit healing rates, then the dynamical equations in Eq. (2) are replaced by

$$\dot{x}(t) = -Dx(t) + (I - X(t) - Y(t))Ax(t) \quad (\text{A2a})$$

$$\dot{y}(t) = -Ey(t) + (I - X(t) - Y(t))By(t), \quad (\text{A2b})$$

where the positive diagonal matrices  $D$  and  $E$  capture the healing rates from virus 1 and virus 2, respectively.

The Jacobian of the right side of Eq. (A2) is now presented, and will be used throughout our subsequent analysis. With  $Q(x, y) = -D + (I - X - Y)A$  and  $R(x, y) = -E + (I - X - Y)B$ , the Jacobian is

$$J(x, y) = \begin{bmatrix} Q(x, y) - \text{diag}(Ax) & -\text{diag}(Ax) \\ -\text{diag}(By) & R(x, y) - \text{diag}(By) \end{bmatrix}. \quad (\text{A3})$$

Before providing details on the equilibria of the bivirus network, we first recall results for the single virus system in Eq. (3a), but obviously the same results will hold for Eq. (3b). The limiting behavior of Eq. (3a) can be fully characterized by  $\rho(A)$ , see e.g. [5, 37, 48]. Specifically, if  $\rho(A) \leq 1$ , then  $\lim_{t \rightarrow \infty} x(t) = \mathbf{0}_n$  for all  $x(0) \in [0, 1]^n$ . We call  $\mathbf{0}_n$  the healthy equilibrium. If  $\rho(A) > 1$ , then  $\lim_{t \rightarrow \infty} x(t) = \bar{x}$  for all  $x(0) \in [0, 1]^n \setminus \{\mathbf{0}_n\}$ , where  $\mathbf{0}_n < \bar{x} < \mathbf{1}_n$  is the unique non-zero (endemic) equilibrium which is exponentially stable.

For the bivirus system, clearly there is always the healthy equilibrium ( $x = \mathbf{0}_n, y = \mathbf{0}_n$ ), where each population (node) has no fraction of individuals infected with either virus. As detailed in [17, Theorem 2 and Theorem 3],  $\rho(A) > 1$  is a necessary and sufficient condition for the survival-of-the-fittest equilibrium ( $\bar{x}, \mathbf{0}_n$ ) to exist, with  $\bar{x}$  being the unique non-zero equilibrium of the single virus dynamics. Similarly,  $\rho(B) > 1$  is necessary and sufficient for the survival-of-the-fittest equilibrium ( $\mathbf{0}_n, \bar{y}$ ) to exist. This paper assumes that  $\rho(A) > 1$  and  $\rho(B) > 1$ , and thus both survival-of-the-fittest equilibria, ( $\bar{x}, \mathbf{0}_n$ ) and ( $\mathbf{0}_n, \bar{y}$ ) exist. Note that because  $\bar{x}$  and  $\bar{y}$  correspond to the unique endemic equilibria of Eq. (3a) and Eq. (3b) respectively, there can be no other survival-of-the-fittest equilibria. For the bivirus model to be meaningful, it is usual to assume that  $x(0) \neq \mathbf{0}_n$  and  $y(0) \neq \mathbf{0}_n$ .

We conclude the preliminaries by providing a simple result on the single virus system to be used in the sequel.

**Lemma 3.** *Consider the single virus system in Eq. (3a), and suppose that  $\rho(A) > 1$  and  $A$  is irreducible. With  $\bar{x}$  denoting the unique endemic equilibrium, and  $\bar{X} = \text{diag}(\bar{x})$ , the following hold:*

1. *The matrix  $-I + (I - \bar{X})A$  is a singular irreducible Metzler matrix;*
2.  *$\sigma(-I + (I - \bar{X})A) = 0$  is a simple eigenvalue and associated with this eigenvalue is a unique (up to scaling) left eigenvector  $u^\top$  with all entries positive, i.e.  $u^\top \gg \mathbf{0}_n$ .*

*Proof.* Regarding the first statement, observe that  $\mathbf{0}_n \ll \bar{x} \ll \mathbf{1}_n$  guarantees that  $(I - \bar{X})$  is a positive diagonal matrix, and

hence  $(I - \bar{X})A$  is irreducible precisely when  $A$  is irreducible. Thus,  $-I + (I - \bar{X})A$  is an irreducible Metzler matrix. The equilibrium equation is

$$[-I + (I - \bar{X})A]\bar{x} = \mathbf{0}_n, \quad (\text{A4})$$

which implies that  $\bar{x}$  is a null vector of the matrix  $-I + (I - \bar{X})A$ , which accordingly is a singular matrix.

Regarding the second statement, the conclusions immediately follow by viewing Eq. (A4) in light of the properties of Metzler matrices detailed in the preliminaries above.  $\square$

### Appendix B: Unit recovery rates

Here, we prove the claim in Section II that the recovery rates of the bivirus networked system can be taken to be equal to 1 for all nodes, without loss of generality when studying (local) stability properties of equilibria.

When recovery rates are not specified all to be 1, the general form of the bivirus equations is as given in Eq. (A2). We associate with the set of equations Eq. (A2), the following related set of equations

$$\begin{aligned} \dot{\hat{x}}(t) &= -\hat{x}(t) + (I - \hat{X}(t) - \hat{Y}(t))(D^{-1}A)\hat{x}(t) \quad (\text{B1}) \\ \dot{\hat{y}}(t) &= -\hat{y}(t) + (I - \hat{X}(t) - \hat{Y}(t))(E^{-1}B)\hat{y}(t) \end{aligned}$$

In these equations, the nodes have unit recovery rates, and  $\hat{A} = D^{-1}A, \hat{B} = E^{-1}B$  serve as the scaled infection matrices, and they are irreducible precisely when  $A, B$  are irreducible. Thus the set Eq. (B1) defines a bivirus system differing from the original one Eq. (A2). It is in no way straightforward to relate the precise trajectories of the two sets, but there is a close connection between the equilibria of the two systems, including, crucially, their stability properties:

**Proposition 1.** *Consider the two bivirus systems in Eq. (A2) and Eq. (B1). If  $(\bar{x}, \bar{y})$  is an equilibrium of one system, it is an equilibrium of the other. Moreover, if an equilibrium is locally stable for one system, it is locally stable for the other, and if it is unstable for one system, it is unstable for the other.*

*Proof.* It is immediate to observe that an equilibrium of one equation set is also an equilibrium of the other equation set.

To demonstrate the result involving the (local) stability properties of the equilibria, we analyse the Jacobian of Eq. (A2) and Eq. (B1).

The Jacobian matrix  $J(x, y)$  of the right side of Eq. (A2) is shown in Eq. (A3). Define the block diagonal matrix

$$P = \begin{bmatrix} I & \mathbf{0} \\ \mathbf{0} & -I \end{bmatrix}.$$

Then, it can be easily verified that  $PJ(x, y)P$  is a Metzler matrix, and is related to  $J(x, y)$  by the similarity transformation via the matrix  $P$ . Consider an equilibrium  $(\bar{x}, \bar{y})$  of Eq. (A2), and for convenience write  $\bar{J} = J(\bar{x}, \bar{y})$ . Suppose that  $(\bar{x}, \bar{y})$  is locally exponentially stable, which holds if and only if  $\sigma(\bar{J}) < 0$ , i.e. all eigenvalues of  $\bar{J}$  are in the open



left half plane. This implies that  $\sigma(P\bar{J}P) < 0$ , i.e. all of its eigenvalues are in the open left half plane and hence, using the Metzler property,  $-P\bar{J}P$  is a nonsingular  $M$ -matrix. Now it can be easily verified that, for the Jacobian of the right of Eq. (B1), denoted  $\hat{J}(x, y)$ , there holds

$$P\hat{J}(x, y)P = \text{diag}(D^{-1}, E^{-1})PJ(x, y)P$$

for any  $(x, y)$ . It follows that  $-P\hat{J}(\bar{x}, \bar{y})P$  is also a nonsingular  $M$ -matrix, and hence  $\sigma(\hat{J}(\bar{x}, \bar{y})) < 0$ . Consequently, the equilibrium  $(\bar{x}, \bar{y})$  of Eq. (B1) is also locally exponentially stable. The converse statement, concerning instability, also holds. Both negations also must then imply one another, so that an equilibrium of one system fails to be stable if and only if the same equilibrium of the other system fails to be stable.  $\square$

### Appendix C: Proof of necessary and sufficient conditions

We provide a direct proof for the claims in Section III A. We do so by providing an explicit necessary and sufficient condition for the stability and instability of the equilibria  $(\bar{x}, \mathbf{0}_n)$  and  $(\mathbf{0}_n, \bar{y})$  for the system in Eq. (2).

**Proposition 2.** *Consider the bivirus system in Eq. (2) where  $A$  and  $B$  are irreducible nonnegative matrices with  $\rho(A) > 1$  and  $\rho(B) > 1$ . Suppose that  $\bar{x} > \mathbf{0}_n$  and  $\bar{y} > \mathbf{0}_n$  are the endemic equilibria associated with the two single virus systems in Eq. (3a) and Eq. (3b), respectively. Then*

1.  $(\bar{x}, \mathbf{0}_n)$  is a locally stable equilibrium for the bivirus system if and only if  $\rho((I - \bar{X})B) < 1$
2.  $(\bar{x}, \mathbf{0}_n)$  is an unstable equilibrium for the bivirus system if and only if  $\rho((I - \bar{X})B) > 1$
3.  $(\mathbf{0}_n, \bar{y})$  is a locally stable equilibrium for the bivirus system if and only if  $\rho((I - \bar{Y})A) < 1$
4.  $(\mathbf{0}_n, \bar{y})$  is an unstable equilibrium for the bivirus system if and only if  $\rho((I - \bar{Y})A) > 1$

*Proof.* We examine first the stability properties of the equilibrium  $(\bar{x}, \mathbf{0}_n)$ . Using the general expression for the Jacobian in Eq. (A3), it is evident that

$$J(\bar{x}, \mathbf{0}_n) = \begin{bmatrix} -I + (I - \bar{X})A - \text{diag}(Ax) & -\text{diag}(Ax) \\ 0 & -I + (I - \bar{X})B \end{bmatrix}$$

The eigenvalues of this matrix comprise the union of the eigenvalue sets of the 11 block entry, viz.  $-I + (I - \bar{X})A - \text{diag}(Ax)$ , and the 22 block entry, viz.  $-I + (I - \bar{X})B$ . The 11 block entry is the same as the Jacobian of the single virus system in Eq. (3a) evaluated at the endemic equilibrium  $\bar{x}$ , and accordingly it is Hurwitz and all of its eigenvalues have negative real part. Thus, the properties of the 22 block determine the stability of the equilibrium  $(\bar{x}, \mathbf{0}_n)$ . From the preliminaries above, observe that for any nonnegative matrix  $C$ , there holds  $\sigma(-I + C) < 0$  if and only if  $\rho(C) < 1$ . Thus, the first claim of the theorem follows immediately [47, Corollary 4.3]. The second, third and fourth claims are obtained similarly.  $\square$

### Appendix D: Proof of Theorem 1 and Lemma 1

**Proof of Theorem 1:** There are three key steps to the proof. Step 1 deals with the existence claims. Step 2 establishes that the relation Eq. (8) forces the bivirus system in Eq. (2), with infection matrices  $A$  and  $B = B' + \delta B$ , to have the survival-of-the-fittest equilibrium associated with virus 2 at  $(\mathbf{0}_n, \bar{x} + \delta x)$ . Step 3 shows that the inequalities Eq. (6) and Eq. (7) satisfied by  $\delta x$  cause both of the survival-of-the-fittest equilibria to be locally stable, exploiting conditions from Proposition 2.

*Step 1.* Since  $\mathbf{0}_n < \bar{x} < \mathbf{1}_n$ ,  $I - \bar{X}$  is a positive diagonal matrix and its inverse exists. Since  $u, v$  are assumed to be linearly independent, the row vectors  $u^\top [\bar{X}(I - \bar{X})^{-1}]$  and  $v^\top [\bar{X}(I - \bar{X})^{-1}]$  are also linearly independent, and accordingly  $\delta x$  exists satisfying Eq. (6) and Eq. (7) and its norm can be chosen arbitrarily by scaling. However, an additional requirement has to be met, viz. that Eq. (8) holds for some  $\delta B$  such that  $B' + \delta B$  is irreducible and nonnegative. This is straightforward if  $B'$  is positive by scaling  $\delta B$  to have its entries sufficiently small in magnitude, but not when  $B'$  can have zero entries. To proceed, set  $F = (I - X)^{-2} - B'$  and observe that  $F = [(I - X)^{-2} - (I - X)^{-1}] + [(I - X)^{-1} - B']$ , i.e.  $F$  is the sum of a diagonal positive matrix and an irreducible singular  $M$ -matrix. Hence it is an irreducible nonsingular  $M$ -matrix, and accordingly  $F^{-1}$  is a positive matrix. The two vectors  $\tilde{u}^\top := u^\top \bar{X}(I - \bar{X})^{-1}F^{-1}$  and  $\tilde{v}^\top := v^\top \bar{X}(I - \bar{X})^{-1}F^{-1}$  are then both positive and linearly independent. Let

$$s = \delta B \bar{x} \tag{D1}$$

Then finding  $\delta x$  and  $\delta B$  to satisfy Eq. (6), Eq. (7) and Eq. (8) is equivalent to finding  $s$  and  $\delta B$  to satisfy Eq. (D1) and

$$\begin{aligned} \tilde{u}^\top s &> 0 \\ \tilde{v}^\top s &< 0 \end{aligned} \tag{D2}$$

We shall now show that these requirements can be fulfilled by choosing just two of the entries of  $s$  to be nonzero, and likewise, just two of the entries of  $\delta B$ .

Because  $\tilde{u}$  and  $\tilde{v}$  are linearly independent, there is no nonzero  $\mu$  for which  $\tilde{u} = \mu \tilde{v}$ . Thus, there must be two integers, say  $j$  and  $k$ , for which

$$\frac{\tilde{u}_j}{\tilde{v}_j} \neq \frac{\tilde{u}_k}{\tilde{v}_k}$$

Without loss of generality (using renumbering if necessary) let us assume that  $\tilde{u}_2/\tilde{v}_2 > \tilde{u}_1/\tilde{v}_1$ , or equivalently,

$$\frac{\tilde{u}_2}{\tilde{u}_1} > \frac{\tilde{v}_2}{\tilde{v}_1} \tag{D3}$$

Let  $\alpha > 0$  be such that

$$\frac{\alpha \tilde{u}_2}{\tilde{u}_1} > 1 > \frac{\alpha \tilde{v}_2}{\tilde{v}_1} \tag{D4}$$

Let  $\beta > 0$  be a constant to be specified below, and choose

$$s = [-\beta, \alpha\beta, 0, \dots, 0]^\top$$

Using Eq. (D4), it is immediate that Eq. (D2) is satisfied. Now to specify  $\delta B$ , observe that the irreducibility of  $B'$  guarantees that at least one entry of the first row and one entry of the second row are positive, say  $b'_{1i}$  and  $b'_{2j}$ . Choose  $\beta$  such that  $0 < \beta < b'_{1i}\bar{x}_i$ , and then set all entries of  $\delta B$  to zero except that

$$\delta b_{1i} = -\beta/\bar{x}_i \quad (\text{D5})$$

$$\delta b_{2j} = \alpha\beta/\bar{x}_j \quad (\text{D6})$$

These two definitions ensure that  $s = \delta B\bar{x}$  as required, that  $B' + \delta B$  is a nonnegative matrix, and that it is also irreducible since it has the same zero entries as  $B'$ .

*Step 2.* We must establish that the survival-of-the-fittest equilibria corresponding to  $A$  and  $B = B' + \delta B$  are  $(\bar{x}, \mathbf{0}_n)$  and  $(\mathbf{0}_n, \bar{y})$  with  $\bar{y} = \bar{x} + \delta x + o(\delta)$ . Since Eq. (4) holds, the claim for  $(\bar{x}, \mathbf{0}_n)$  is immediate. Next, let  $\delta X = \text{diag}(\delta x)$ , and observe that

$$\begin{aligned} & [I - (I - \bar{X} - \delta X)](B' + \delta B)(\bar{x} + \delta x) \\ &= [I - (I - \bar{X})B']\bar{x} + \delta X B' \bar{x} - (I - \bar{X})(\delta B)\bar{x} \\ & \quad + [I - (I - \bar{X})B']\delta x + o(\delta) \end{aligned} \quad (\text{D7})$$

The first term on the right is zero due to Eq. (5). Notice that  $B'\bar{x} = (I - \bar{X})^{-1}\bar{x}$  according to Eq. (5), and this is substituted into the second term. Finally, we use the constraint equation Eq. (8) to handle the third term. Hence, we obtain

$$\begin{aligned} & [I - (I - \bar{X} - \delta X)](B' + \delta B)(\bar{x} + \delta x) \\ &= \delta X(I - \bar{X})^{-1}\bar{x} - (I - \bar{X})[(I - \bar{X})^{-2} - B']\delta x \\ & \quad + [I - (I - \bar{X})B']\delta x + o(\delta) \\ &= \bar{X}(I - \bar{X})^{-1}\delta x - (I - \bar{X})^{-1}\delta x + \delta x + o(\delta) \\ &= o(\delta). \end{aligned}$$

This establishes the claim concerning the equilibrium  $(\mathbf{0}_n, \bar{y})$ .

*Step 3.* We must establish that both survival-of-the-fittest equilibria are locally exponentially stable, i.e. that  $\rho[(I - \bar{X})B] < 1$  and  $\rho[(I - \bar{Y})A] < 1$ .

Consider the effect of a small perturbation  $\delta x$  in the entries of  $\bar{x}$  on the Perron–Frobenius eigenvalue of the positive matrix  $(I - \bar{X})A$ ; we know the Perron–Frobenius eigenvalue is equal to 1. By Lemma 2 we have (to first order in  $\delta$ )

$$\rho[(I - \bar{X} - \delta X)A] = \rho[(I - \bar{X})A] - u^\top \delta X A \bar{x} \quad (\text{D8})$$

Now use the fact that  $[(I - \bar{X})^{-1} - A]\bar{x} = \mathbf{0}_n$  to write

$$\rho[(I - \bar{X} - \delta X)A] = 1 - u^\top \delta X (I - \bar{X})^{-1} \bar{x}. \quad (\text{D9})$$

At once from Eq. (6), we have  $\rho[(I - \bar{X} - \delta X)A] < 1$  as required.

The other survival-of-the-fittest equilibrium can be handled similarly. Using arguments like those above, it is evident that  $\rho[(I - \bar{X})(B' + \delta B)] < 1$  if and only if

$$v^\top (I - \bar{X})(\delta B)\bar{x} < 0 \quad (\text{D10})$$

Using the expression for  $(\delta B)\bar{x}$  from Eq. (8), we have that an equivalent condition to Eq. (D10) is

$$v^\top [(I - \bar{X})^{-1} - (I - \bar{X})B']\delta x < 0 \quad (\text{D11})$$

Recall that  $v^\top$  is the positive left eigenvector of  $I - (I - \bar{X})B'$  corresponding to the zero eigenvalue, and so the equivalent condition is

$$v^\top [(I - \bar{X})^{-1} - I]\delta x = v^\top (I - \bar{X})^{-1} \bar{X} \delta x < 0 \quad (\text{D12})$$

This is guaranteed by Eq. (7).  $\square$

**Proof of Lemma 1:** We postpone the proof that  $\rho(B') > 1$  to the end of the following argument.

Observe first that because  $\bar{x} > \mathbf{0}_n$ , it follows that  $z$  must have both positive and negative entries to satisfy  $z^\top \bar{x} = 0$ . Next, note that

$$[I - (I - \bar{X})B']\bar{x} = [I - (I - \bar{X})(A + \epsilon e_i z^\top)]\bar{x} = \mathbf{0}_n. \quad (\text{D13})$$

The irreducibility of  $A$  implies that there exists a  $k \in \mathcal{V}$  such that  $a_{ik} > 0$ . It follows that for sufficiently small  $\epsilon > 0$ ,  $B' = A + \epsilon e_i z^\top$  is nonnegative and irreducible since for any  $j \in \mathcal{V}$ ,  $z_j < 0$  only if  $a_{ij} > 0$ . Therefore  $B'$  fulfills Eq. (5). We let  $u^\top$  and  $v^\top$  be positive left eigenvectors of  $-I + (I - \bar{X})A$  and  $-I + (I - \bar{X})B'$ , respectively, associated with the simple zero eigenvalue (see Lemma 3). Notice that this also implies that  $u^\top$  and  $v^\top$  are positive left eigenvectors of the nonnegative irreducible matrices  $(I - \bar{X})A$  and  $(I - \bar{X})B'$ , respectively, associated with the Perron–Frobenius eigenvalue, which is equal to unity. We now need to prove that  $u$  and  $v$  are linearly independent.

Now, assume, to obtain a contradiction, that  $u$  and  $v$  are in fact linearly dependent. Then  $u^\top$  must be a left eigenvector of  $(I - \bar{X})B'$  with eigenvalue 1. Observe however that this would imply

$$\begin{aligned} u^\top &= u^\top (I - \bar{X})B' \\ &= u^\top (I - \bar{X})(A + \epsilon e_i z^\top) \\ &= u^\top + u^\top (I - \bar{X})\epsilon e_i z^\top \end{aligned}$$

Since  $u^\top$  and  $\mathbf{1}_n$  are positive vectors,  $(I - \bar{X})$  is a positive diagonal matrix, and  $z^\top \neq \mathbf{0}_n$ , it follows that

$$u^\top (I - \bar{X})\epsilon e_i z^\top = u_i(1 - \bar{x}_i)\epsilon z^\top \neq \mathbf{0}_n.$$

A contradiction is immediate. Lastly, as set out in Appendix A, the fact that  $\bar{X}$  is positive definite with diagonal entries less than 1 ensures that  $\rho(B') > \rho((I - \bar{X})B') = 1$ .  $\square$

## Appendix E: Details on the simulation case studies

### 1. Details on the two-node case study

For the simulations with  $n = 2$  nodes we used the following matrices, obtained with the four-step procedure. Note that all

numerical values are reported at most to four decimal points, and only the matrices  $A$  and  $B$  can be taken as precise.

$$A = \begin{bmatrix} 3.2 & 2 \\ 2 & 3.2 \end{bmatrix}, \quad B = \begin{bmatrix} 4.2 & 0.312 \\ 6.1318 & 2.2 \end{bmatrix}. \quad (\text{E1})$$

The two single virus systems, in Eq. (3a) and Eq. (3b), defined using the  $A$  and  $B$  above, have the following two endemic equilibria  $\bar{x} = [0.8077, 0.8077]^\top$  and  $\bar{y} = [0.7801, 0.8699]^\top$ , respectively. These define the two survival-of-the-fittest equilibria  $(\bar{x}, \mathbf{0}_n)$  and  $(\mathbf{0}_n, \bar{y})$  for the bivirus system in Eq. (2), and we assume  $D = E = I$  without loss of generality. We then obtain  $\rho((I - \bar{Y})A) = 0.9276$  and  $\rho((I - \bar{X})B) = 0.9436$ , which establishes that each survival-of-the-fittest equilibrium is locally exponentially stable, due to Proposition 2. Furthermore, there is a unique coexistence equilibrium  $(\tilde{x}, \tilde{y})$  in the system, calculated using Maple [49] as

$$\tilde{x} = [0.5467 \quad 0.4180]^\top, \quad \tilde{y} = [0.2418 \quad 0.4101]^\top. \quad (\text{E2})$$

From Eq. (A3), we can numerically compute the Jacobian at this coexistence equilibrium. The largest real part of any eigenvalue of  $J(\tilde{x}, \tilde{y})$  is  $\sigma(J(\tilde{x}, \tilde{y})) = 0.0321$ , making the coexistence equilibrium unstable. The other eigenvalues of  $J(\tilde{x}, \tilde{y})$  are  $-5.4373$ ,  $-3.8924$  and  $-0.7507$ .

**Initial states:** The blue trajectory in Fig. 2a (and the time plot in Fig. 2b) has initial states  $(x(0), y(0))$  with  $x(0) = [0.1, 0.1]^\top$  and  $y(0) = [0.05, 0.05]^\top$ . This is ‘‘Initial state 1’’. The red trajectory in Fig. 2a (and the time plot in Fig. 2c) has initial states  $(x(0), y(0))$  with  $x(0) = [0.09, 0.09]^\top$  and  $y(0) = [0.06, 0.06]^\top$ . This is ‘‘Initial state 2’’. The unique coexistence equilibrium  $(\tilde{x}, \tilde{y})$  of the system is denoted in Fig. 2a (magenta cross)

In Figs. 2d–2f, different timescales are used for virus 1, as defined by the parameter  $\gamma$  in Eq. (9). The two timescales used are  $\gamma = 1$  (green line in Fig. 2d) and  $\gamma = 1.2$  (purple line in Fig. 2d).

The three initial states  $(x(0), y(0))$  in Fig. 2d are defined as follows. For ‘‘Initial state 1’’ (square symbol) we set  $x(0) = [0.09, 0.09]^\top$  and  $y(0) = [0.06, 0.06]^\top$ . For ‘‘Initial state 2’’ (circle symbol) we set  $x(0) = [0.25, 0.25]^\top$  and  $y(0) = [0.05, 0.05]^\top$ . For ‘‘Initial state 3’’ (\* symbol) we set  $x(0) = [0.05, 0.05]^\top$  and  $y(0) = [0.2, 0.2]^\top$ . These initial states are then simulated using  $\gamma = 1$  (green line) and  $\gamma = 1.2$  (purple line). The unique coexistence equilibrium of the system is also denoted in Fig. 2d (magenta cross), and it obviously remains unchanged for any positive  $\gamma$ .

In Fig. 2e, we create a  $150 \times 150$  grid of initial states, imposing a constraint on that  $x_i(0) + y_i(0) = 0.01$  for  $i = 1, 2$ . For each point on this grid, we simulated the system over a large time window and recorded the particular equilibrium

point reached. The figure thus divides the phase plane into two regions, for initial states that resulted in virus 1 or virus 2 winning the survival-of-the-fittest battle.

Fig. 2f is generated using the exact same procedure as Fig. 2e, except we change the timescale for virus 1. Whereas Fig. 2e uses  $\gamma = 1$ , Fig. 2f uses  $\gamma = 1.2$ , resulting in a marked shift in the regions of attraction.

## 2. Details on five node case study

We provide a second example, with  $n = 5$  nodes, to demonstrate that our results are not restricted by the size of the network or any specific topology. Numerical values are either reported to four decimal points, or precisely (if less than four decimal points). With

$$A = \begin{bmatrix} 1 & 0 & 0 & 0 & 1 \\ 1 & 1 & 0 & 0 & 0 \\ 0 & 1 & 1 & 0 & 0 \\ 0 & 0 & 1 & 1 & 0 \\ 0 & 0 & 0 & 1 & 1 \end{bmatrix}, \quad (\text{E3})$$

the single virus system Eq. (3a) has the endemic equilibrium  $\bar{x} = 0.5\mathbf{1}_n$ . We select  $B' = A + \epsilon\epsilon_1 z^\top$ , with  $\epsilon = 0.5$  and  $z^\top = [-1, 1, 0, 0, 0]$ . Note that  $z^\top \bar{x} = 0$  as required. Then steps 2–4 in the four-step procedure can be applied, where  $\delta x$  and  $\delta B$  are chosen so that  $B$  is a non-negative irreducible matrix as follows.

$$B = \begin{bmatrix} 0.5 & 0.5 & 0 & 0 & 1 \\ 0.9350 & 1 & 0 & 0 & 0 \\ 0 & 1.0896 & 1 & 0 & 0 \\ 0 & 0 & 1 & 1 & 0 \\ 0 & 0 & 0 & 1 & 1 \end{bmatrix}. \quad (\text{E4})$$

The corresponding single virus system Eq. (3b) has  $\bar{y} = [0.4987, 0.4884, 0.5104, 0.5034, 0.5011]^\top$  as the endemic equilibrium. These single virus equilibria define the two survival-of-the-fittest equilibria  $(\bar{x}, \mathbf{0}_n)$  and  $(\mathbf{0}_n, \bar{y})$  for the bivirus system in Eq. (2). This yields  $\rho((I - \bar{Y})A) = 0.992$  and  $\rho((I - \bar{X})B) = 0.9988$ , showing that each survival-of-the-fittest equilibrium is locally exponentially stable, due to Proposition 2.

## ACKNOWLEDGMENTS

The work by M.Y is supported by the Western Australian Government through the Premier’s Science Fellowship Program. The work of A.J., S.G, and K.H.J. is supported in part by the Knut and Alice Wallenberg Foundation, Swedish Research Council under Grant 2016-00861, and a Distinguished Professor Grant.

[1] R. Pastor-Satorras, C. Castellano, P. V. Mieghem, and A. Vespignani, Reviews of Modern Physics **87**, 925 (2015).  
[2] H. W. Hethcote, SIAM Review **42**, 599 (2000).

[3] R. M. Anderson and R. M. May, *Infectious Diseases of Humans* (Oxford University Press, 1991).

- [4] Z. Shuai and P. van den Driessche, *SIAM Journal on Applied Mathematics* **73**, 1513 (2013).
- [5] W. Mei, S. Mohagheghi, S. Zampieri, and F. Bullo, *Annual Reviews in Control* **44**, 116 (2017).
- [6] D. Brockmann and D. Helbing, *Science* **342**, 1337 (2013).
- [7] W. Wang, Q.-H. Liu, J. Liang, Y. Hu, and T. Zhou, *Physics Reports* **820**, 1 (2019).
- [8] M. E. Newman and C. R. Ferrario, *PloS One* **8**, e71321 (2013).
- [9] W. Cai, L. Chen, F. Ghanbarnejad, and P. Grassberger, *Nature Physics* **11**, 936 (2015).
- [10] M. E. Newman, *Physical Review Letters* **95**, 108701 (2005).
- [11] C. Poletto, S. Meloni, V. Colizza, Y. Moreno, and A. Vespignani, *PLoS Computational Biology* **9**, e1003169 (2013).
- [12] B. Karrer and M. E. Newman, *Physical Review E* **84**, 036106 (2011).
- [13] J. C. Miller, *Physical Review E* **87**, 060801 (2013).
- [14] S. Funk and V. A. Jansen, *Physical Review E* **81**, 036118 (2010).
- [15] Y.-Y. Ahn, H. Jeong, N. Masuda, and J. D. Noh, *Physical Review E* **74**, 066113 (2006).
- [16] F. D. Sahneh and C. Scoglio, *Physical Review E* **89**, 062817 (2014).
- [17] J. Liu, P. E. Paré, A. Nedich, C. Y. Tang, C. L. Beck, and T. Başar, *IEEE Transactions on Automatic Control* **64**, 4891 (2019).
- [18] C. Castillo-Chavez, H. W. Hethcote, V. Andreasen, S. A. Levin, and W. M. Liu, *Journal of Mathematical Biology* **27**, 233 (1989).
- [19] X. Wei, N. C. Valler, B. A. Prakash, I. Neamtiu, M. Faloutsos, and C. Faloutsos, *IEEE Journal on Selected Areas in Communications* **31**, 1049 (2013).
- [20] N. J. Watkins, C. Nowzari, V. M. Preciado, and G. J. Pappas, *IEEE Transactions on Control of Network Systems* **5**, 298 (2016).
- [21] A. Santos, J. M. Moura, and J. M. Xavier, *IEEE Transactions on Network Science and Engineering* **2**, 17 (2015).
- [22] C. Castillo-Chavez, W. Huang, and J. Li, *SIAM Journal on Applied Mathematics* **59**, 1790 (1999).
- [23] L.-X. Yang, X. Yang, and Y. Y. Tang, *IEEE Transactions on Network Science and Engineering* **5**, 2 (2017).
- [24] R. van de Bovenkamp, F. Kuipers, and P. Van Mieghem, *Physical Review E* **89**, 042818 (2014).
- [25] A. Santos, J. M. Moura, and J. M. Xavier, in *2015 49th Asilomar Conference on Signals, Systems and Computers* (IEEE, 2015) pp. 1323–1327.
- [26] P. E. Paré, J. Liu, C. L. Beck, A. Nedić, and T. Başar, *Automatica* **123**, 109330 (2021).
- [27] A. Janson, S. Gracy, P. E. Paré, H. Sandberg, and K. H. Johansson, *arXiv preprint arXiv:2011.07569* (2020).
- [28] Y. Wang, G. Xiao, and J. Liu, *New Journal of Physics* **14**, 013015 (2012).
- [29] C. Granell, S. Gómez, and A. Arenas, *Physical Review Letters* **111**, 128701 (2013).
- [30] A well-mixed population means any two individuals in the population can interact with the same positive probability.
- [31] In some bivirus literature, node  $i$  is taken to be a single individual, and  $x_i$  and  $y_i$  are the probabilities that individual  $i$  is infected with virus 1 and virus 2, respectively. While the modeling context differs, the resulting system equations are identical to that in Eq. (2). Thus, the dynamical properties studied and the results presented in this paper are equally applicable to this alternative interpretation of the bivirus network model.
- [32] A. Santos, *Bi-virus Epidemics over Large-scale Networks: Emergent Dynamics and Qualitative Analysis*, Ph.D. thesis, Carnegie Mellon University (2014).
- [33] A layer is strongly connected if and only if there is a path from any node  $i$  to any other node  $j$  that traverses just the edges of the layer.
- [34] C. D. Godsil and G. Royle, *Algebraic Graph Theory*, Vol. 207 (Springer: New York, 2001).
- [35] This implies that if the system Eq. (2) has initial states  $(x(0), y(0)) \in \Delta$ , then  $(x(t), y(t)) \in \Delta$  for all  $t \geq 0$ .
- [36] A. Fall, A. Iggidr, G. Sallet, and J.-J. Tewa, *Mathematical Modelling of Natural Phenomena* **2**, 62 (2007).
- [37] A. Lajmanovich and J. A. Yorke, *Math. Biosci.* **28**, 221 (1976).
- [38] Unstable equilibria can have stable manifolds, but such manifolds always have zero Lebesgue measure.
- [39] P. V. Mieghem, J. Omic, and R. Kooij, *IEEE/ACM Transactions on Networking* **17**, 1 (2009).
- [40] Note that  $(I - \bar{X})A$  is irreducible and nonnegative precisely because  $A$  is irreducible and nonnegative, and  $(I - \bar{X})$  is positive diagonal.
- [41] H.-D. Chiang and L. F. C. Alberto, *Stability Regions of Nonlinear Dynamical Systems: Theory, Estimation, and Applications* (Cambridge University Press, 2015).
- [42] Full code found at [https://github.com/lepamacka/bivirus\\_code](https://github.com/lepamacka/bivirus_code) and <https://github.com/mengbin-ye/bivirus>.
- [43] R. A. Horn and C. R. Johnson, *Topics in matrix analysis* (Cambridge University Press, 1994).
- [44] Z. Qu, *Cooperative Control of Dynamical Systems: Applications to Autonomous Vehicles* (Springer Science & Business Media, 2009).
- [45] A. Berman and R. J. Plemmons, *Nonnegative Matrices in the Mathematical Sciences*, Computer Science and Applied Mathematics (Academic Press: London, 1979).
- [46] L. Hogben, *Handbook of linear algebra* (CRC press, 2006).
- [47] H. Khalil, *Nonlinear Systems* (Prentice Hall, 2002).
- [48] M. Ye, J. Liu, B. D. O. Anderson, and M. Cao, *IEEE Transactions on Automatic Control* (2021).
- [49] Full code found at [https://github.com/lepamacka/bivirus\\_code](https://github.com/lepamacka/bivirus_code).