

Wetting transitions of polymer solutions: Effects of chain length and chain stiffness

Jiarul Midya,^{1,2} Sergei A. Egorov,^{3,2} Kurt Binder,² and Arash Nikoubashman²

¹*Theoretical Soft Matter and Biophysics, Institute for Advanced Simulation and Institute of Complex Systems, Forschungszentrum Jülich, 52425 Jülich, Germany*

²*Institute of Physics, Johannes Gutenberg University Mainz, Staudingerweg 7, 55128 Mainz, Germany*

³*Department of Chemistry, University of Virginia, Charlottesville, Virginia 22901, USA*

Wetting and drying phenomena are studied for flexible and semiflexible polymer solutions via coarse-grained molecular dynamics simulations and density functional theory calculations. The study is based on the use of Young's equation for the contact angle, determining all relevant surface tensions from the anisotropy of the pressure tensor. The solvent quality (or effective temperature, equivalently) is varied systematically, while all other interactions remain unaltered. For flexible polymers, the wetting transition temperature T_w increases monotonically with chain length N , while the contact angle at temperatures far below T_w is independent of N . For semiflexible polymer solutions, T_w varies non-monotonically with the persistence length: Initially, T_w increases with increasing chain stiffness and reaches a maximum, but then a sudden drop of T_w is observed, which is associated with the isotropic-nematic transition of the system.

I. INTRODUCTION

Wetting phenomena in polymer solutions are important from a basic scientific point of view as well as in the context of many applications in the area of materials science, e.g., coating of surfaces to modify their adhesive properties, protecting surfaces against corrosion, modifying lubrication properties of surfaces, etc. It has been known for more than 200 years that wetting of solid surfaces is controlled by the competition of the vapor-liquid (vl) surface tension, γ_{vl} , and the difference of the wall-vapor (wv) surface tension, γ_{wv} , and the wall-liquid (wl) surface tension, γ_{wl} . When $\gamma_{vl} < \gamma_{wv} - \gamma_{wl}$, the surface is coated by a mesoscopic liquid layer, while otherwise Young's equation¹ describes the contact angle θ of droplets at equilibrium

$$\cos(\theta) = (\gamma_{wv} - \gamma_{wl})/\gamma_{vl}. \quad (1)$$

These droplets attached to the surface ideally have the shape of a capped sphere.

The above description can be readily carried over to two-component fluid systems, where analogous phenomena can occur when phase separation is found between two phases, poor or rich in one of the components, which play the role of the vapor or the liquid in Eq. (1).²⁻⁶ In this way, Eq. (1) is used for binary (A, B) polymer blends, that separate into A-rich and B-rich phases,⁷⁻¹¹ and for polymer solutions which may separate into solvent-rich and polymer-rich coexisting phases.¹²⁻¹⁵ It is of particular interest that the chain length N enters as a control parameter which can be varied, keeping all interactions on the scale of monomeric units unchanged.¹⁶ In symmetric polymer blends ($N_A = N_B = N$), one expects from mean-field theory that the interface tension between the coexisting phases of the unmixed blend γ_{vl} is of order $k_B T/N^{1/2}$,^{17,18} while γ_{wv} and γ_{wl} can still be of the order of the thermal energy $k_B T$, as for small molecules systems. For polymer solutions, where unmixing occurs at

temperatures well below the theta temperature,^{17,18} γ_{vl} is also small close to the critical point (of order $k_B T/N^{1/4}$ or even smaller).^{19,20} Due to the existence of such a control parameter, polymer solutions are interesting model systems for investigating fundamental aspects of wetting phenomena.

Particular interest in wetting phenomena was ignited by the discovery²¹ that varying the temperature can induce a phase transition, i.e., a singularity of the surface excess free energy of the fluid due to the wall, from a state of partial wetting [$\cos(\theta) < 1$] to complete wetting [$\cos(\theta) = 1$] at a transition temperature T_w . While wetting transitions for small molecule systems have been studied extensively by experiments, analytical theories and computer simulations,^{3,5,22} work on polymer solutions is still rather scarce: Experiments are hampered by sample preparation problems such as polydispersity of the chain lengths,²³ etc.; analytical theories and simulations are difficult due to the multitude of length scales describing already the conformation of a single large macromolecule, ranging from the monomeric units ($\sim \text{\AA}$) to the scale of the persistence length ($\sim \text{nm}$) and finally the end-to-end distance of the macromolecule ($\sim 10 - 100 \text{ nm}$).²⁴

In an interesting early attempt,²⁵ Klein and Pincus extended the Cahn description²¹ of the effects of a wall on a fluid exhibiting vapor-liquid like phase separation to a solution of flexible polymers in the poor solvent regime. To include the effects of the wall (located at $z = 0$), the free energy functional was supplemented by a "bare" surface term, $f_{s,\text{bare}}(\phi_s)$, which depends on the local polymer concentration ϕ_s at the surface only. The bulk free energy density was taken from Flory-Huggins theory.¹⁶⁻¹⁸ Assuming an adsorbed film with thickness d at least of the order of the chain radius, and conditions where ϕ_s exceeds the concentration at the liquid-like branch of the coexistence curve, ϕ_1 , it is found that the concentration profile $\phi(z)$ decays from ϕ_s at the surface to a very small value ϕ' far from the wall in two

steps: First, $\phi(z)$ exhibits a fast power law decay toward ϕ_l , followed by a flat region for $z < d$, and then an exponential decay toward ϕ' . However, the approach of ϕ toward the vapor-like branch of the coexistence curve ϕ_v was not discussed in Ref. 25 yet (one would expect a logarithmic divergence of d , “complete wetting”³, if the temperature is in between the wetting transition temperature and the critical temperature of the solution²¹). A closely related treatment was then formulated for binary polymer blends,^{7,10,12} where complete wetting was analyzed as well as the possibility of critical and tricritical wetting. Wetting in polymer solutions was then considered again much later using the Scheutjens-Fleer lattice version of self-consistent field theory²⁶ by Leermakers et al.²⁷, while the most recent and comprehensive treatment along the lines of Refs. 7,21,25 was given by Dolinnyi.^{28–30} The regime of very long chains ($N \rightarrow \infty$) close to the unmixing critical point of the bulk has been considered most extensively to date; there, all bulk properties (including the interface tension γ_{vl} , which in this approach coincides with Widom’s¹⁹ description) are described by simple power laws in terms of the distance from the critical point; the corresponding prefactors are also simple powers of N . In that region, wetting phase diagrams are presented, and the conditions for the occurrence of critical and tricritical wetting are derived, similar to the earlier studies of polymer blends.^{7,10,12} However, the regime close to criticality is difficult to study already for bulk polymer solutions;^{20,31–33} further, for not very long chains there is a wide range of temperatures where Ising-like critical behavior is observed rather than mean-field behavior.³⁴ This Ising-like behavior is not captured by any of the theories mentioned above.

An even more important caveat concerns the assumption of short range forces between the wall and the fluid particles, which is implicit in the description of surface effects via $f_{s,bare}(\phi_s)$,³ as such short-ranged forces dominate only in rare cases.⁵ More common are surface potentials whose attractive part decays according to an inverse power law with the distance z from the wall, namely $\propto z^{-3}$ if we deal with a surface of a bulk three dimensional substrate,³ or $\propto z^{-4}$ if we deal with a quasi-two-dimensional substrate. The latter case is realized by adsorption on, e.g., thin graphite films, stiff membranes, or surfaces coated by surfactant layers that control wettability.³⁵ Note that for the case of short range forces between the fluid particles but long range wall-fluid forces, one expects quite generally that only first order wetting transitions are possible.³⁶ Hence, there is no need to discuss critical or tricritical wetting³⁷ in such cases any further.

In the present work, we study the wetting transition for polymers in solution by molecular dynamics (MD) simulations³⁸ using a coarse-grained model for which the bulk phase diagram has been established in earlier work.³⁴ We systematically investigate the effect of chain length and chain stiffness, finding that the wetting transition temperature T_w increases monotonically with in-

creasing chain length N , while the drying transition temperature is independent of N . In contrast, variation of the chain stiffness leads to a non-monotonic change of the wetting transition temperature, with an initial increase of T_w with increasing persistence length, followed by a sudden drop of T_w at the isotropic-nematic transition of the system. A related, but for technical reasons somewhat different coarse-grained model for flexible polymers is studied by density functional theory (DFT) in the Appendix.

II. MODEL AND METHODS

We use a coarse-grained polymer model, where each chain is described as a sequence of N spherical beads of diameter σ and mass m . The solvent is modeled implicitly, and the solvent quality is varied through the effective monomer-monomer pair interaction

$$U_{mm}(r, \lambda) = \begin{cases} U_{LJ}(r) + (1 - \lambda)\varepsilon & , r \leq 2^{1/6}\sigma \\ \lambda U_{LJ}(r) & , \text{else,} \end{cases} \quad (2)$$

with standard Lennard-Jones (LJ) potential

$$U_{LJ}(r) = \begin{cases} 4\varepsilon [(\sigma/r)^{12} - (\sigma/r)^6] & , r \leq r_c \\ 0 & , \text{else.} \end{cases} \quad (3)$$

In Eqs. (2) and (3) above, r is the distance between two particles, ε is the interaction strength, and $r_c = 4\sigma$ is the cutoff radius of the interaction. Further, U_{LJ} is multiplied by a smoothing polynomial for $r \geq 3.5\sigma$, to gradually decrease both the force and potential to zero at the cutoff radius.³⁹ The dimensionless parameter $\lambda \geq 0$ controls the solvent quality, which worsens with increasing λ . Thus, the parameter λ plays the role of an inverse effective temperature, $T_{\text{eff}} \equiv 1/\lambda$, and good solvent conditions are recovered for $T_{\text{eff}} \rightarrow \infty$. We always used $\lambda = 0$ for the interactions between bonded monomers.

The monomers are bonded via the finitely extensible nonlinear elastic (FENE) potential

$$U_{\text{bond}}(r) = -\frac{1}{2}kr_0^2 \ln [1 - (r/r_0)^2] \quad , r < r_0, \quad (4)$$

with maximum bond extension $r_0 = 1.5\sigma$, and spring constant $k = 30\varepsilon/\sigma^2$.⁴⁰ These values lead to an equilibrium bond length of $\ell_b \approx 0.97\sigma$, which impedes unphysical bond crossing.

Bending stiffness is incorporated by introducing a bond-bending potential

$$U_{\text{bend}}(\Theta_{ijk}) = \varepsilon_{\text{bend}}[1 - \cos(\Theta_{ijk})], \quad (5)$$

where $\varepsilon_{\text{bend}}$ controls the rigidity of a chain, and Θ_{ijk} is the angle between two subsequent bond vectors, \mathbf{r}_{ij} and \mathbf{r}_{jk} , connecting monomers i , j and k of a chain ($\Theta_{ijk} = 0$ when the three monomers lie on a line). The persistence length of the polymers is defined as

$\ell_p = -\ell_b / \ln \langle \cos(\Theta_{ijk}) \rangle$. For $\kappa \equiv \varepsilon_{\text{bend}} / (k_B T) \gtrsim 2$, the expression for ℓ_p can be approximated by $\ell_p / \ell_b \approx \kappa$, where k_B is Boltzmann's constant.

If walls are present, they are modeled as smooth planar surfaces, with normal vectors in the z direction, that interact with the monomers via a (10-4) Mie potential

$$U_{\text{wall}}(z) = \begin{cases} \varepsilon_{\text{Mie}} \left[(\sigma/z)^{10} - (\sigma/z)^4 \right] & , z \leq z_{c,\text{Mie}} \\ 0 & , \text{else,} \end{cases} \quad (6)$$

with cutoff distance $z_{c,\text{Mie}} = 5\sigma$. The strength of the potential is fixed at $\varepsilon_{\text{Mie}} / (k_B T) = 3$. We used this wall potential, as it was used by some of us in a related study on the adsorption of (semi)flexible polymers from solution under good solvent conditions,⁴¹ to which the present model corresponds for large T_{eff} .

All MD simulations are performed in the \mathcal{NVT} ensemble, with total number of particles \mathcal{N} in an elongated box with linear dimensions $L_x = L_y = 64\sigma$ and $L_z = 128\sigma$ and volume $V = L_x \times L_y \times L_z$. The solvent quality is varied via T_{eff} , while the thermodynamic temperature of the system is kept constant at $T = 1.0\varepsilon/k_B$ using a Langevin thermostat. Thus, only the strength of the attractive monomer-monomer contribution in Eq. (2) is adjusted, while leaving all other interaction strengths (and thus the resulting bond length ℓ_b and persistence length ℓ_p) fixed. The equations of motion are integrated using a velocity Verlet scheme with time step $\Delta t = 0.005\tau$, $\tau = \sqrt{m\sigma^2 / (k_B T)}$ being the unit of time.⁴² We used the HOOMD-blue software package (v. 2.9.3) to perform our simulations⁴³ and rendered the snapshots with Visual Molecular Dynamics (VMD).⁴⁴

The interfacial tensions γ are computed for each choice of λ , N , and κ using the Kirkwood-Buff relation⁴⁵

$$\gamma = \frac{L_z}{2} \left(P_{zz} - \frac{P_{xx} + P_{yy}}{2} \right), \quad (7)$$

where the factor 1/2 comes if there are two interfaces present in the system. The components of the pressure tensor, $P_{\alpha\beta}$, are calculated via the standard Clausius virial equation.

The vapor-liquid surface tension of the polymer, γ_{vl} , is determined by initially placing the chains in a slab at the center of the simulation box, with its two surface normals lying parallel to the z -axis. Periodic boundary conditions are applied in all directions, and the systems are equilibrated until coexistence of a low density vapor phase with a high density liquid phase has developed. The thickness of the slab is chosen large enough that the two vapor-liquid interfaces can be assumed as non-interacting with each other.

To determine γ_{wv} and γ_{wl} , we perform additional simulations, where the polymer is confined between two attractive walls placed at 0 and L_z , while periodic boundary conditions are applied along the x - and y -directions. Initial configurations are generated by placing a liquid slab of polymers next to one of the walls, while the other

wall is occupied by a low density vapor phase. In this case, there are three well separated non-interacting interfaces (as L_z is large enough), i.e., a wall-liquid, a liquid-vapor, and a vapor-wall interface [see Fig. 1(a)]. Because the system is “self-regulating”, the liquid and vapor phases have the densities precisely according to the coexistence curve in the bulk. Due to the adsorption at the wall-vapor interface, it is important to stay with the effective temperature T_{eff} in the regime of partial wetting. The amount of the liquid phase gets somewhat reduced as T_{eff} is raised, but the three interfaces are still far enough apart from each other to be treated as non-interacting [see Fig. 1(b)]. Thus, the total interface tension of the entire system is

$$\gamma_{\text{tot}} = \gamma_{wl} + \gamma_{vl} + \gamma_{wv}. \quad (8)$$

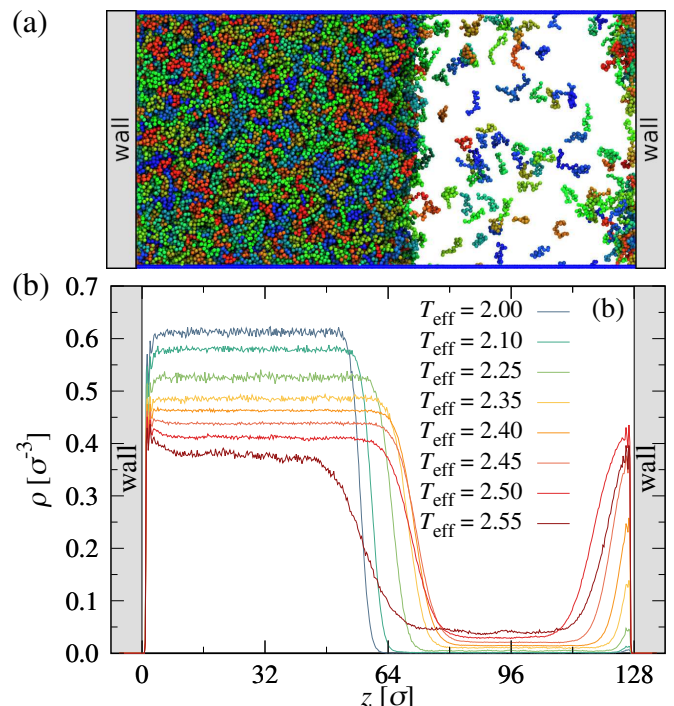


FIG. 1. (a) Snapshot of flexible polymers ($\kappa = 0$) with length $N = 16$ confined between two attractive walls at $T_{\text{eff}} = 2.40$ and with overall monomer density $\rho_{\text{tot}} \simeq \rho_c = 0.197 \sigma^{-3}$, ρ_c being the critical density. (b) Corresponding monomer density distributions as functions of z at various T_{eff} , as indicated.

To get γ_{wl} and γ_{wv} separately, a third simulation setup is needed, where the simulated state point is chosen such that the density in the bulk region coincides precisely with the coexistence density of the vapor branch (Fig. 2). The choice of the total density ρ_{tot} in the simulation box then is a nontrivial issue due to adsorption at the walls: If ρ_{tot} is too small, then the vapor phase will be undersaturated, whereas a too large value of ρ_{tot} will result in a metastable supersaturated vapor. Both cases need to be avoided by iteratively tuning ρ_{tot} until the desired density in the vapor region is reached. From this setup, γ_{wv} can

be calculated directly from Eq. (7), and γ_{wl} from Eq. (8). Hence, we have all the necessary input for Young's equation [Eq. (1)], allowing us to determine the contact angle and the wetting transition. Unlike the alternative method where large wall-attached droplets are studied, the present method is not affected by effects due to the line tension of the contact line where the vapor-liquid interface meets the wall.⁴⁶

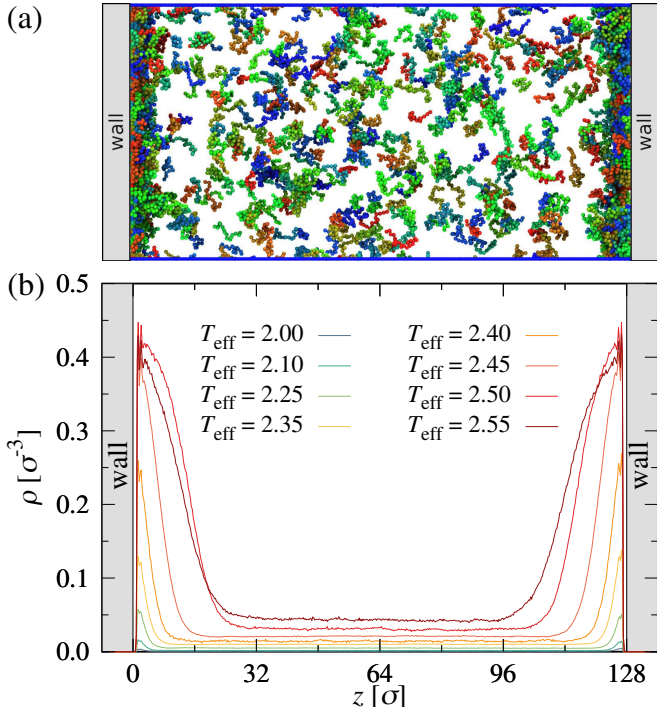


FIG. 2. Same as Fig. 1, but with overall monomer density tuned such that the average density in the middle of the simulation box coincides with the vapor density at bulk vapor-liquid coexistence.

III. RESULTS

A. Bulk behavior

Before discussing the wetting behavior of the polymers, we first give a brief overview on their bulk phase behavior (a more detailed discussion can be found in our previous study of this model³⁴). Figure 3 shows the phase diagram of flexible ($\kappa = 0$) and semiflexible ($\kappa = 16$) polymers with $N = 16$ in the $\rho - T_{\text{eff}}$ plane. The left and right branches of the phase diagram represent the coexistence vapor (ρ_v) and liquid (ρ_l) densities, respectively. The difference in densities between the two phases, $\Delta\rho = \rho_l - \rho_v$, is the order parameter for the vapor-liquid transition, which vanishes at the critical point. The value of the critical temperature T_c and of the critical density ρ_c are estimated by using the universal scaling relations

$$\Delta\rho = A(T_c - T_{\text{eff}})^\beta, \quad (9)$$

and

$$\rho_d = \frac{\rho_l + \rho_v}{2} = \rho_c + B(T_c - T_{\text{eff}}), \quad (10)$$

where the constants A and B are material specific scaling parameters. We chose a critical exponent of $\beta = 0.325$ for fitting our simulation data, assuming that our systems belong to the $3d$ -Ising universality class due to the short range monomer-monomer interactions (see Sec. II). To avoid confusion, we stress that we use here the language appropriate for a vapor-liquid transition throughout; but our model can be interpreted as a model for a polymer solution, if the solvent is implicitly accounted for by the effective interactions between monomeric units [Eqs. (2)].

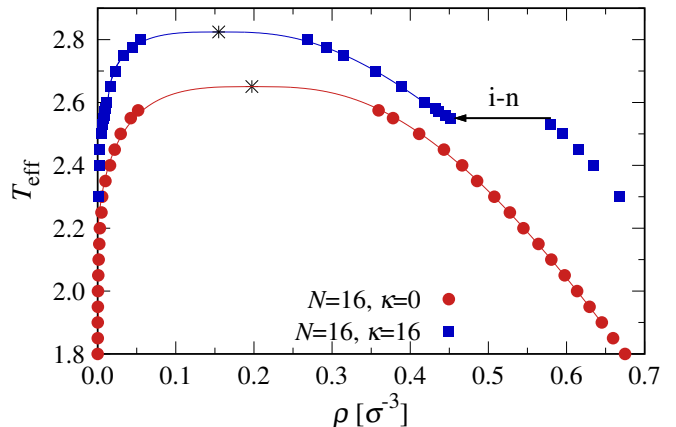


FIG. 3. Phase diagrams of flexible ($\kappa = 0$) and semiflexible ($\kappa = 16$) polymers with chain length $N = 16$ in the $\rho - T_{\text{eff}}$ plane. Symbols indicate coexistence densities from our simulations, while the solid curves are fits to Eq. (9). Critical points (T_c, ρ_c) are indicated by stars. For $\kappa = 16$, isotropic-nematic (i-n) coexistence is indicated by an arrow.

For flexible polymers ($\kappa = 0$), T_c increases monotonically with increasing N , whereas ρ_c decreases at the same time.^{34,47} This behavior is qualitatively in line with Flory-Huggins theory, which predicts that, in the limit of $N \rightarrow \infty$, T_c approaches the theta temperature as $T_c - T_\Theta \propto N^{-1/2}$, while ρ_c decays to zero as $\rho_c \propto N^{-1/2}$. This behavior also agrees qualitatively with the bulk DFT results shown in the Appendix. For semiflexible polymers ($\kappa > 0$), there is a monotonic increase in T_c and a decrease in ρ_c with increasing stiffness κ at fixed chain length N .³⁴ This behavior can be rationalized by considering that the mean-square radius of gyration of the polymers increases with increasing bending stiffness.

In the vicinity of the critical point, the vapor-liquid surface tension follows the scaling relation

$$\gamma_{vl} = \gamma_0(N)(T_c - T_{\text{eff}})^\mu \quad (11)$$

with critical exponent $\mu = 1.26$, according to the $3d$ -Ising universality class. The critical amplitude γ_0 decreases with increasing chain length following an empirical power law for the investigated small range of N , $\gamma_0 \propto N^{-1/3}$.

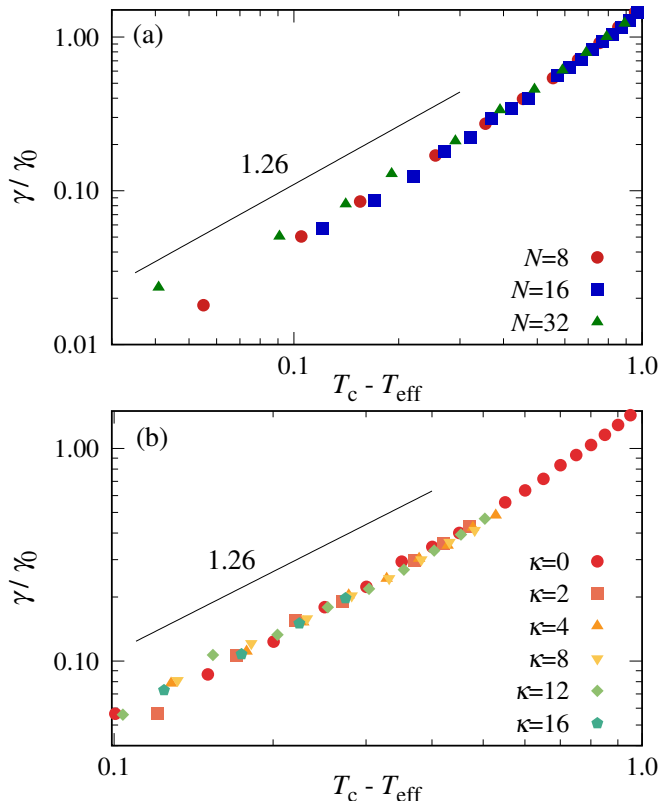


FIG. 4. (a) Normalized vapor-liquid surface tension γ_{vl}/γ_0 vs $T_c - T_{\text{eff}}$ [Eq. (11)] for flexible polymers with three different lengths $N = 8, 16$, and 32 , in a log-log scale. The black line represents a power-law with exponent $\mu = 1.26$. (b) Same as (a), but for different values of $\kappa = 0, 2, 4, 8$ and 16 at fixed chain length $N = 16$.

In Fig. 4(a), we plot γ_{vl}/γ_0 as functions of $T_c - T_{\text{eff}}$ for $N = 8, 16$ and 32 . The simulation data follow the expected scaling behavior in the vicinity of T_c . Similar results for semiflexible polymers are presented in Fig. 4(b) for different values of $\kappa = 0, 2, 4, 8, 12$ and 16 at fixed $N = 16$. At fixed N , the value of γ_0 increases weakly with increasing κ . For different values of κ , γ_{vl}/γ_0 vs $T_c - T_{\text{eff}}$ follows a master curve, which is consistent with the theoretically expected behavior, confirming that our system belongs to the $3d$ -Ising universality class as hypothesized.

B. Wetting phenomena

To study the wetting properties of the polymers, we confined them between two parallel attractive walls, located at 0 and L_z (see Sec. II). Selected density distributions of monomers are presented in Figs. 1(b) and 5 as function of distance z (the overall monomer number density is fixed to $\rho_{\text{tot}} \simeq \rho_c$). The densities of the liquid and the vapor phase regions far away from the walls are identical to the corresponding coexistence densities in the bulk. Near the walls, however, the densities of

both phases differ from their corresponding bulk coexistence densities. To better see the adsorption of polymers in the liquid region near the walls, we have plotted a closeup view of the density profiles in Fig. 5.

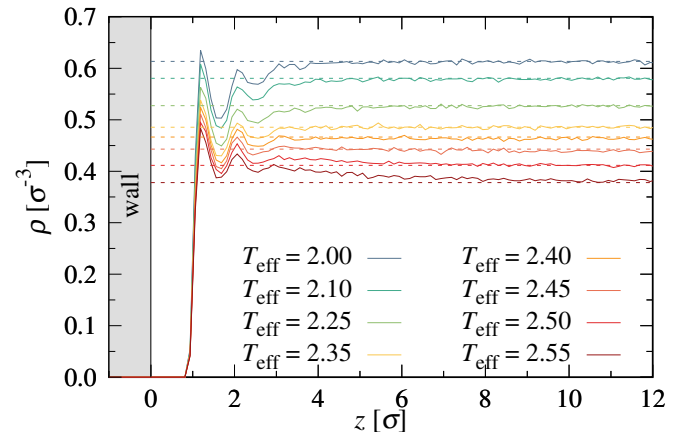


FIG. 5. Density profiles of flexible polymers ($\kappa = 0, N = 16$) near one of the attractive walls.

From the density profiles we can compute the excess density, $\Delta\rho_l = \frac{1}{\sigma} \int_0^{d/2} dz [\rho(z) - \rho_l]$, where d is the slab thickness, and ρ_l is the liquid density at bulk vapor-liquid coexistence (an analogous expression can be defined for the excess density of the vapor, $\Delta\rho_v$). We find $\Delta\rho_l < 0$ throughout, whereas $\Delta\rho_v$ is positive and increases distinctly to a large but finite value at T_w , where the transition from partial to complete wetting occurs (Fig. 6).

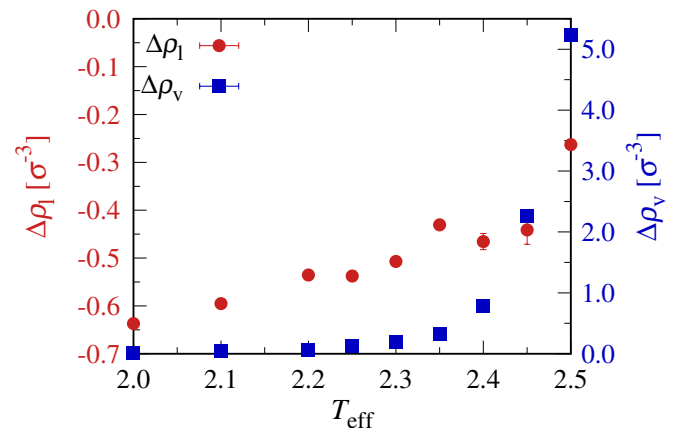


FIG. 6. Excess density of the liquid ($\Delta\rho_l$, left axis) and of the vapor phase ($\Delta\rho_v$, right axis) vs T_{eff} for flexible polymers ($\kappa = 0, N = 16$).

With the computed values of γ_{vl} , γ_{wv} and γ_{wl} at different T_{eff} , we can employ Young's equation [Eq. (1)] to accurately determine the temperature of the wetting transition, T_w . Figure 7(a) shows γ_{vl} as well as $\gamma_{wv} - \gamma_{wl}$ as functions of T_{eff} for flexible polymers ($\kappa = 0$) with different chain lengths $N = 8, 16$ and 32 . The cosine of the contact angle satisfies $\cos(\theta) < 1$ in the partial wetting

regime, so $\gamma_{\text{wv}} - \gamma_{\text{wl}} < \gamma_{\text{vl}}$ there. The value of $\gamma_{\text{wv}} - \gamma_{\text{wl}}$ increases with increasing T_{eff} and finally coincides with γ_{vl} at complete wetting, so that $\cos(\theta) = 1$. We have observed that T_{w} increases with increasing N , as indicated by the colored arrows. A qualitatively similar behavior is encountered also for a different model studied by DFT (see Appendix). For solutions of semiflexible polymers, the variation of T_{w} as functions of κ is presented in Fig. 7(b) for $N = 16$. The overall behavior of γ_{vl} and $\gamma_{\text{wv}} - \gamma_{\text{wl}}$ vs T_{eff} is similar to the case of flexible polymers. The wetting temperature T_{w} increases with increasing κ , as the effective length of the polymers increases, which is similar to the behavior of the critical temperature T_{c} . Note that for $\kappa = 16$ and $T_{\text{eff}} < 2.55$ the stable liquid-like phase is nematically ordered. Due to the anisotropy of this phase we could not use the Kirkwood-Buff relation [Eq. (7)] to obtain interfacial tensions for $T_{\text{eff}} < T_{\text{in}}$.

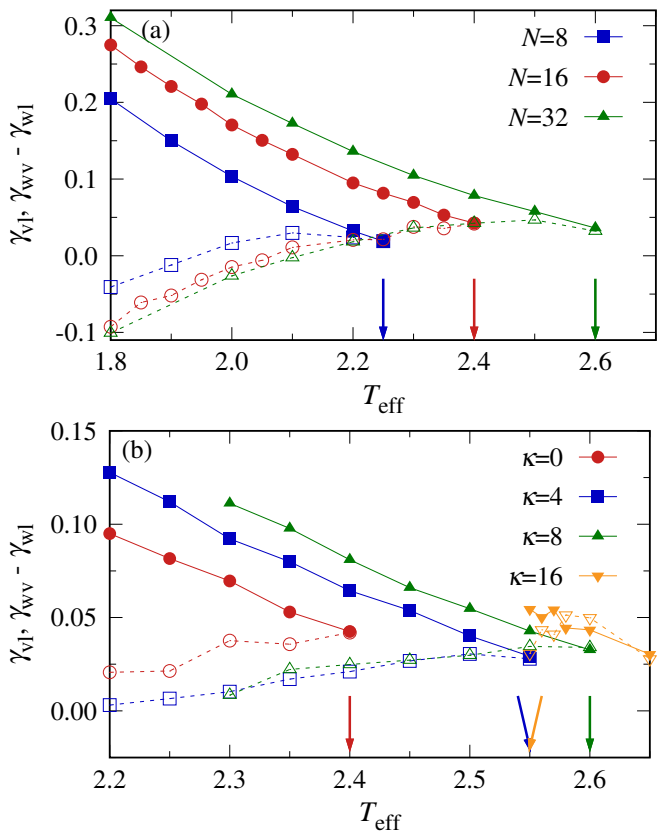


FIG. 7. (a) γ_{vl} (filled symbols) and $\gamma_{\text{wv}} - \gamma_{\text{wl}}$ (open symbols) as functions of T_{eff} for flexible polymers at three different chain lengths $N = 8, 16$ and 32 . (b) Same plot as (a), but for different values of $\kappa = 0, 4, 8$ and 16 at fixed chain length $N = 16$. The colored arrows indicate the location of the wetting transition temperature, T_{w} .

For flexible polymers, $\cos(\theta)$ as functions of T_{eff} are presented in Fig. 8(a). The value of $\cos(\theta)$ increases monotonically with increasing T_{eff} and finally reaches $\cos(\theta) = 1$ at complete wetting. For trimers ($N = 3$), complete wetting occurs exactly at the critical temperature, i.e., $T_{\text{w}} = T_{\text{c}}$. Figure 8(a) suggests that the wet-

ting transition is of first order, although the behavior of $\Delta\rho_{\text{v}}$ indicates that it is rather a weak first order transition. Further we have noticed that the value of $\cos(\theta)$ is negative for small T_{eff} , which indicates partial drying. We were, however, unable to achieve complete drying [$\cos(\theta) = -1$] for the selected parameters, as $\cos(\theta) > -1$ at all temperatures where the polymer-rich liquid can still be observed in thermal equilibrium. In this low temperature regime, all curves from different N collapsed onto a single master curve, which suggests that the contact angle θ is independent of N . In order to verify that this property is not a coincidence for the specific model studied here, we have investigated a different model by DFT (see Appendix), and found that also there the contact angle becomes independent of N at low temperatures. The variation of T_{w} as a function of N is shown in Fig. 8(b) which increases monotonically with N , which is analogous to the behavior of T_{c} .

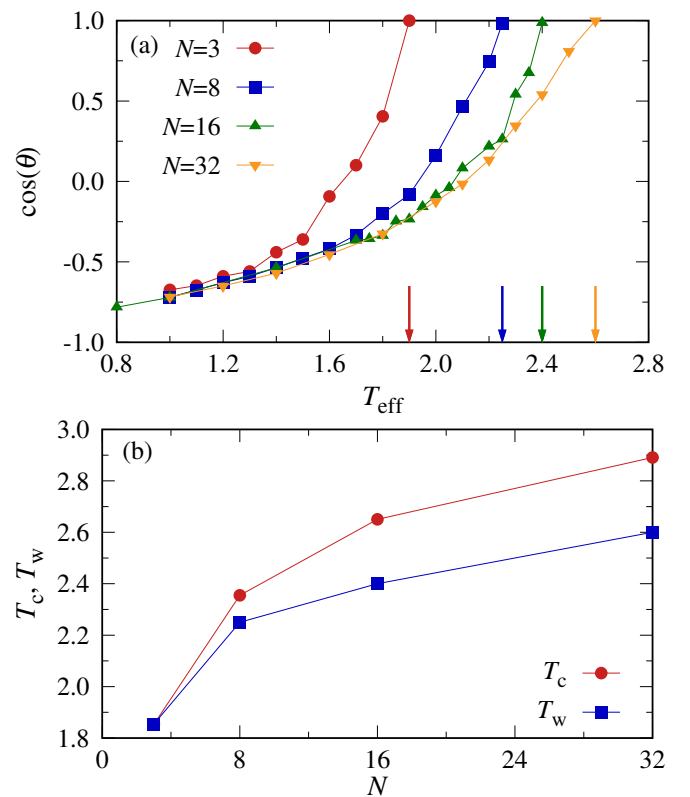


FIG. 8. (a) Cosine of the contact angle $\cos(\theta)$ [Eq. (1)] vs T_{eff} for flexible polymers with $N = 3, 8, 16$ and 32 . $\cos(\theta) = 1$ and -1 identify the locations of complete wetting and drying transitions, respectively. The colored arrows indicate the wetting transition temperatures, T_{w} . (b) Variation of T_{c} and T_{w} as functions of N .

For semiflexible polymers ($\kappa > 0$) with $N = 16$, the variation of T_{w} as function of κ is presented in Fig. 9. For $\kappa \leq 12$, the wetting temperature T_{w} increases monotonically with increasing temperature stiffness (analogous to the behavior of T_{c}), until it sharply drops near $\kappa^* \approx 14$. Interestingly, for $\kappa \geq \kappa^*$, the wetting transition

occurs exactly at the isotropic-nematic (i-n) transition, i.e. $T_w = T_{in}$. Then, both T_w and T_{in} increase with increasing κ . The inset of Fig. 9 shows $T_c - T_{in}$ and $T_c - T_w$ as functions of κ , demonstrating that $T_c - T_{in}$ decreases monotonically with increasing κ , since T_{in} increases faster than T_c . In contrast, the behavior of $T_c - T_w$ is non-monotonic as a function of κ : For $\kappa < \kappa^*$, $T_c - T_w$ decreases slightly with increasing κ , then jumps up at $\kappa = \kappa^*$ to follow the progression of $T_c - T_{in}$ for $\kappa \geq \kappa^*$.

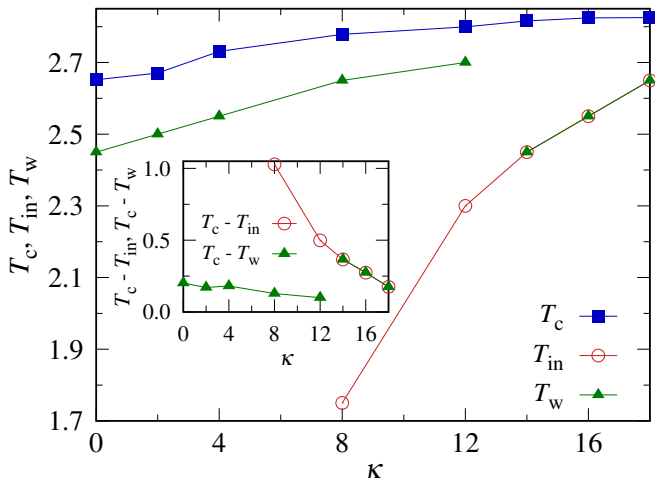


FIG. 9. Critical temperature T_c , isotropic-nematic transition temperature T_{in} , and wetting transition temperature T_w vs bending stiffness κ . Inset: $T_c - T_{in}$ and $T_c - T_w$ vs κ at $N = 16$.

The non-monotonic behavior of T_w for varying κ can be better understood by considering the system with $N = 16$ and $\kappa = 16$ in more detail. Figure 10(a) shows a snapshot for the confined system at $T_{eff} = 2.55$, which roughly corresponds to the i-n transition temperature for the corresponding unconfined system (Fig. 3).³⁴ At this state point, we find in the confined systems the coexistence of a low density vapor phase with a high density nematic liquid phase. Interestingly, the liquid phase in the confined systems has a much higher density compared to the dense phase from our slab simulations of vapor-liquid coexistence (Fig. 11), indicating that the semiflexible chains are packed more tightly in confinement. One might suspect that the observed higher density corresponds to the nematic branch of the phase diagram. To check this conjecture, cross-sectional views of the liquid regions are shown in Fig. 10(b) for the confined as well as for the slab systems. In the confined case, nematic order of the chains is observed, whereas a random orientation of the chains is observed in the unconfined system, confirming the coexistence of the isotropic liquid with its vapor phase. This difference indicates that spatial confinement shifts the i-n transition temperature T_{in} to a slightly higher value, which is the effect of capillary nematization.⁴⁸ Exactly at T_{in} , there is a triple point with three phases coexisting in thermal equilibrium, namely bulk vapor, bulk isotropic liquid, and bulk

nematic phase. Thus, it is plausible that a wall then favors vapor-nematic coexistence.




FIG. 10. (a) Snapshot of semiflexible polymers with $\kappa = 16$ and $N = 16$ at $T_{eff} = 2.55$ in (top) confined and (bottom) slab systems. (b) Cross-section view (in the xy plane) inside the liquid region for (left) confined and (right) slab systems at $T_{eff} = 2.55$.

We determined the coexistence densities near T_{in} and compared the results with the corresponding slab simulations (Fig. 11). For the confined systems, there exists a small temperature window over which we found the coexistence of a nematic liquid with an isotropic vapor phase, in contrast to the unconfined systems which exhibit isotropic vapor-liquid coexistence over the investigated temperature range. This finding corroborates that the presence of walls shifts T_{in} to higher values due to capillary nematization. In contrast, the density of the vapor phase is barely affected due to confinement.

To confirm the (local) nematic order of the chains, we compute the orientational order-parameter S , which is the largest eigenvalue of the tensor

$$Q_{i,n}^{\alpha\beta} = \frac{1}{2}(3\mathbf{u}_{i,n}^{\alpha}\mathbf{u}_{i,n}^{\beta} - \delta_{\alpha\beta}), \quad (12)$$

with $\mathbf{u}_{i,n}$ being the unit vector connecting monomers i and $i + 1$ of the n^{th} chain. The local nematic order in a slab of thickness Δz is determined by considering all bond vectors $\mathbf{u}_{i,n}$ of chains whose center of mass lies in between z and $z + \Delta z$. Figure 12(a) shows S as a function of chain position z . For $T_{eff} = 2.53$, a temperature just below the i-n transition for bulk systems, the large value of S indicates that the chains are ordered nematically inside the liquid slab, for both systems. For $T_{eff} = 2.55$, we find $S \simeq 0$ and thus an isotropic liquid in the unconfined system, whereas the confined system has $S \approx 0.64$ in the dense phase, confirming nematic order of the chains.

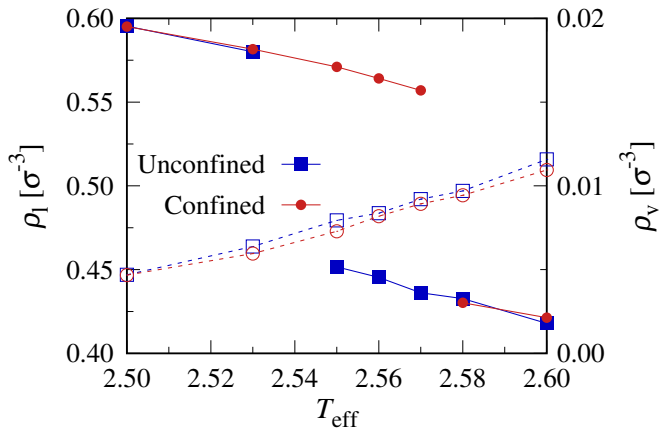


FIG. 11. Coexisting densities in the liquid (ρ_l , filled symbols and solid lines, left axis) and vapor (ρ_v , open symbols and dashed lines, right axis) regions as functions of T_{eff} for semi-flexible chains with $N = 16$ and $k = 16$. Data for the confined and unconfined systems shown in red and blue, respectively.

With the further increase T_{eff} , we observe coexistence of an isotropic liquid with vapor for both systems, which is demonstrated for $T_{\text{eff}} = 2.60$ in Fig. 13. However, a very thin layer of nematically ordered polymers is still found close to walls due to capillary nematization. The thickness of this nematic layer is about $d_n \approx 9\sigma$ for the liquid side [Fig. 13(a), left part] and $d_n \approx 7\sigma$ for the vapor side [Fig. 13(a), right part]. Similar behavior is observed when we plot the root mean square end-to-end distance, $\sqrt{\langle R_e^2 \rangle}$ of the chains as function of their center of mass position z , see Fig. 13(b). On about the same length scales, the monomer number density ρ [Fig. 13(c)], which exhibits strong layering with 3 clearly resolved peaks at both sides, decays to about $\rho_l = 0.42\sigma^{-3}$ in the liquid but to a much smaller value in the vapor phase ($\rho_v = 0.012\sigma^{-3}$, see Fig. 11). This strong layering in the vapor phase with a large value of S in the first layer adjacent to the wall can be expected to persist to significantly larger values of T_{eff} : With the chosen strong attraction to the wall, even for good solvent conditions a quasi-two-dimensional almost nematic layer is found for similar choices of the parameters κ and N .⁴¹ We speculate that also in the present case this nematic “order” is no true long range order, but one should rather find a power-law decay of nematic correlations up to $T_{\text{eff,KT}}$, where a Kosterlitz-Thouless (KT) transition of this layer to an isotropic phase occurs. No such behavior is expected for much smaller choices of κ , where the nematic phase exists only for T_{eff} much smaller than T_w .

IV. CONCLUSIONS

In this work, the wetting behavior of polymer solutions is studied by molecular dynamics (MD) simulations of a coarse-grained model where the quality of the (implicit) solvent is varied. We treat fully flexible macromolecules,

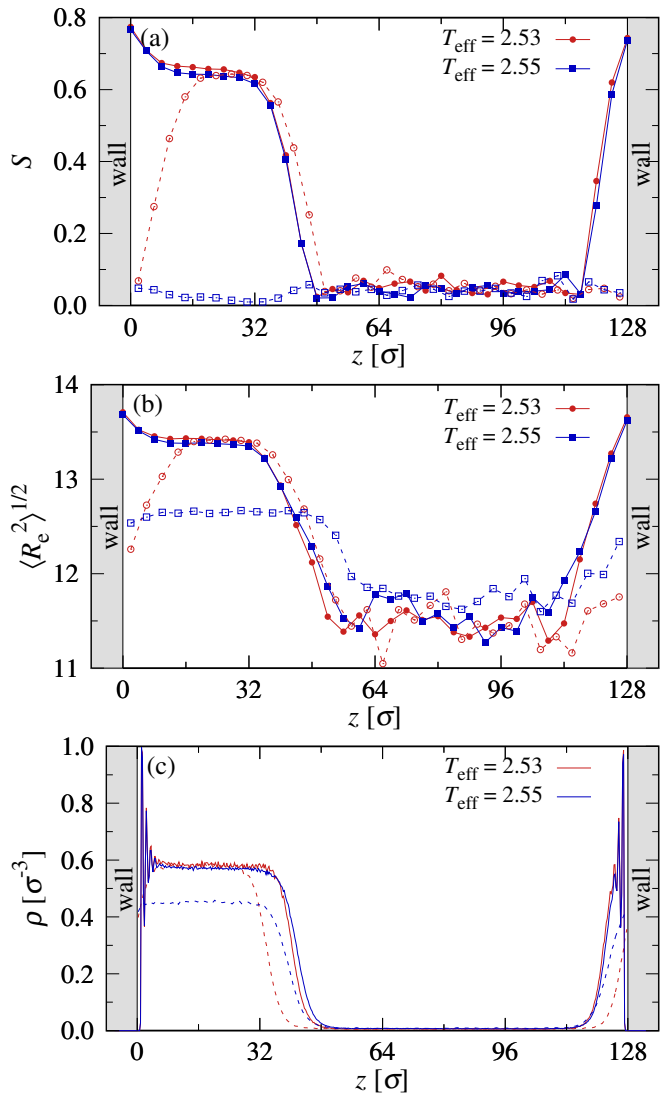


FIG. 12. (a) Local nematic order parameter S as functions of center of mass position z for confined (solid lines and filled symbols) and unconfined (dashed lines and open symbols) systems with $N = 16$ and $\kappa = 16$ at different T_{eff} , as indicated. The small positive values of S in isotropic regions are due to binning. (b) Root mean square end-to-end distance $\sqrt{\langle R_e^2 \rangle}$ as functions of z . (c) Monomer number density ρ as functions of z . Making use of the translational invariance of systems with periodic boundary conditions, the unconfined systems have been placed such that the flat regions of the liquid film density profiles fall also in the region $0 < z/\sigma < 40$, where they occur for the confined systems.

where the number of monomers is varied from oligomers ($N = 3, 8$) up to short polymers ($N = 16, 32$), as well as semiflexible polymers with $N = 16$ beads at varying stiffness κ . Wetting in a solution of flexible polymers is also studied by density functional theory (DFT) for a similar model of short polymer chains, but using a longer-ranged monomer-wall attraction. Qualitatively similar results are obtained by both methods, suggesting that the observed wetting behavior is qualitatively insensitive

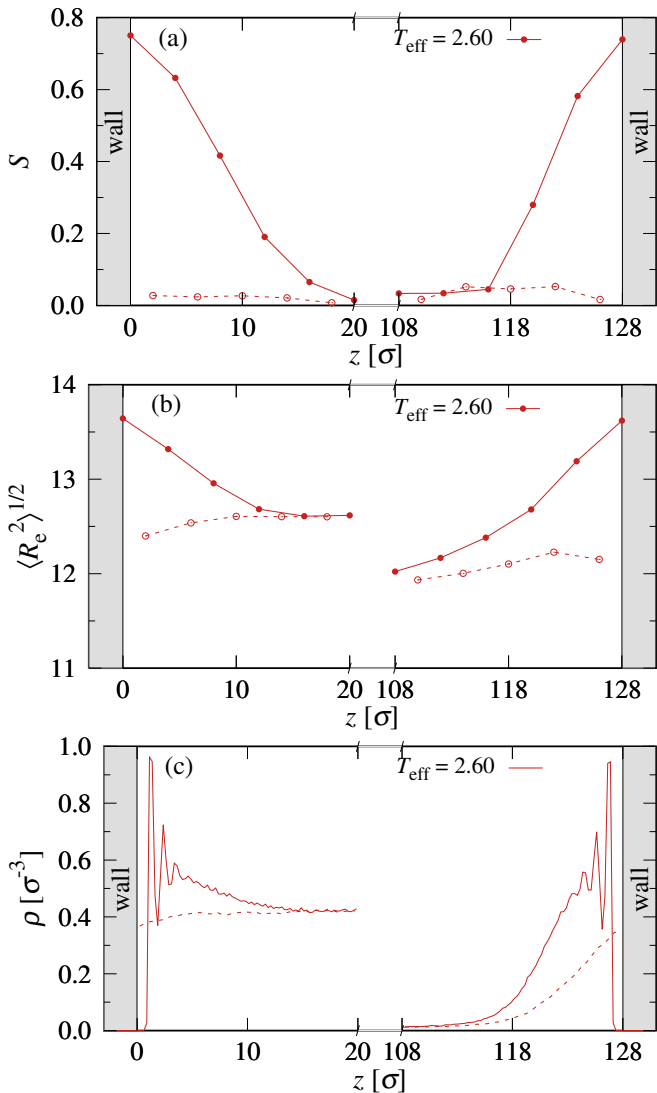


FIG. 13. Same as Fig. 12, but for $T_{\text{eff}} = 2.60$. Note the larger scale for z and the broken abscissa range.

to the details of the studied models.

A distinctive methodological aspect of our work is the use of large enough linear dimensions in the MD simulations, so that a system with three separate, non-interacting interfaces can be studied (wall-liquid, liquid-vapor, and vapor-wall, Fig. 1). The use of the Kirkwood-Buff relation for the pressure tensor anisotropy then yields the sum of $\gamma_{wl} + \gamma_{vl} + \gamma_{wv}$. The surface tensions γ_{wv} and γ_{vl} can be separately found in a similar fashion (see Fig. 2), and so the contact angle θ can be directly inferred using Young's equation, with no need to actually study droplets.

We find for the MD and DFT models, that the wetting transition is of first order (Fig. 7), and that the wetting transition temperature T_w increases with increasing N , but somewhat slower than the critical temperature T_c of the bulk liquid-vapor type transition (Fig. 8). For $T \ll T_w$ we find partial drying ($\theta > 90^\circ$). The MD results

settle down at low temperatures at N -independent values of the contact angle [Fig. 8(a)]. Also the DFT calculations predict a similar increase of the contact angle when the temperature is far below the wetting transition. In the MD work for $N = 16$ or larger, the wetting transition was found to be only weakly of first order: Approaching this transition from the partial wetting side, the adsorbed amount of fluid (i.e., the surface excess observed on the wall from the saturated vapor) is found to increase by about an order of magnitude when T approaches T_w from below (Fig. 6). Note that theory predicts for long-range surface forces a wetting transition of first order always, while critical wetting could occur for a short-range wall potential. Since our wall potential is only cut off at a distance of five monomer diameters, where the potential is very small already, we can consider our wall potential as being long-ranged for all practical purposes.

Solutions of semiflexible polymers also exhibit a transition from an isotropic liquid to a nematic liquid in addition to the vapor-liquid transition. We have determined the phase diagram in the bulk in the case where the contour length and the persistence length of the polymers are almost equal (Fig. 3). The surface tension between the vapor and the isotropic liquid γ_{vl} shows an Ising-like critical behavior near the vapor-liquid critical temperature, irrespective of chain stiffness (Fig. 4). The behavior of the difference of the wall tensions between vapor and isotropic liquid as function of temperature for different stiffnesses is similar to the case of flexible polymers (Fig. 7). The wetting transition temperature increases with increasing chain stiffness similar as T_c does up to $\kappa = 12$, while for $\kappa \geq 14$ wetting occurs at the (considerably smaller) triple point temperature where the nematic phase in the bulk can coexist with both vapor and isotropic liquid (Fig. 9). Note that nematic phases occur for the present model under good solvent conditions only for $\kappa \geq 8$. The presumably singular variation of T_w with κ (Fig. 9) is a very interesting finding, and only speculations on the origin of this behavior can be offered; when the temperature is raised for $\kappa = 16$, the vapor-liquid equilibrium changes its character discontinuously at the isotropic-nematic transition temperature T_{in} from vapor-nematic liquid to vapor-isotropic liquid (Fig. 3). This discontinuous change may give rise to discontinuities in the vapor-liquid interfacial tensions and/or the difference of wall tensions. Consequently, one expects discontinuous jumps in the contact angle if T_{in} is much smaller than T_w , while close to T_w one can expect that the contact angle becomes zero at T_w . While at T_{eff} somewhat higher than T_{in} the wall can stabilize a nematic layer of microscopic thickness only, this nematically ordered region is expected to become macroscopic as T_{eff} decreases toward T_{in} .

ACKNOWLEDGMENTS

This work was funded by the Deutsche Forschungsgemeinschaft (DFG, German Research Foundation) through projects 261177998; 274340645; NI 1487/7-1. S.A.E. thanks the Alexander von Humboldt Foundation for support. The authors gratefully acknowledge the computing time granted on the supercomputer Mogon (hpc.uni-mainz.de).

Appendix A: Density Functional Theory

A tangent-sphere model is used for the polymers in our DFT calculations, with bond length $\ell_b = \sigma$ and non-bonded interactions given by the LJ potential [Eq. (3)]. The interaction between the monomers and the flat walls is modeled via⁴⁹

$$U_{\text{wall}}(z) = 4\pi\rho_w\varepsilon_w\sigma_w^3 \left[\frac{1}{45} \left(\frac{\sigma_w}{H_0 + z} \right)^9 - \frac{1}{6} \left(\frac{\sigma_w}{H_0 + z} \right)^3 \right], \quad (\text{A1})$$

where z is the distance of a monomer from the wall, $\rho_w = \sigma^{-3}$ is the particle density of the substrate, $H_0 = 5$ is the wall coating parameter which is introduced to avoid numerical problems associated with the divergence of $U_{\text{wall}}(z)$ at $z = 0$, $\varepsilon_w = 0.35\varepsilon$ sets the interaction strength, and $\sigma_w = 2\sigma$ is the diameter of the (fictitious) wall beads.⁴⁹

As a starting point of the DFT-based treatment, the grand free energy Ω is expressed as a functional of the polymer density profile $\rho_p(\mathbf{R}_p)$, where $\mathbf{R}_p = (\mathbf{r}_1, \mathbf{r}_2, \dots, \mathbf{r}_N)$ is a collective variable with the individual monomer coordinates \mathbf{r}_i . The minimization of Ω with respect to $\rho_p(\mathbf{R}_p)$ yields the equilibrium polymer density distribution. The functional Ω is related to the Helmholtz free energy functional F through a Legendre transform

$$\Omega[\rho_p(\mathbf{R}_p)] = F[\rho_p(\mathbf{R}_p)] + \int d\mathbf{R}_p \rho_p(\mathbf{R}_p) [V_{\text{ext}}(\mathbf{R}_p) - \mu], \quad (\text{A2})$$

where μ is the polymer chemical potential, and $V_{\text{ext}}(\mathbf{R}_p)$ is the external field due to the interaction of the polymer beads with the wall

$$V_{\text{ext}}(\mathbf{R}_p) = \sum_{i=1}^N U_{\text{wall}}(\mathbf{r}_i). \quad (\text{A3})$$

We employ the following approximation for F , which separates it into ideal and excess parts⁵⁰

$$F[\rho_p(\mathbf{R}_p)] = F_{\text{id}}[\rho_p(\mathbf{R}_p)] + F_{\text{ex}}[\rho(\mathbf{r})], \quad (\text{A4})$$

with the ideal functional given by^{51,52}

$$\beta F_{\text{id}}[\rho_p(\mathbf{R}_p)] = \int d\mathbf{R}_p \rho_p(\mathbf{R}_p) [\ln \rho_p(\mathbf{R}_p) - 1] + \beta \int d\mathbf{R}_p \rho_p(\mathbf{R}_p) V_b(\mathbf{R}_p) \quad (\text{A5})$$

with $\beta = 1/(k_B T)$, and binding energy $V_b(\mathbf{R}_p)$ given by⁵³

$$\exp[-\beta V_b(\mathbf{R}_p)] = \prod_{i=1}^{N-1} \frac{\delta(|\mathbf{r}_i - \mathbf{r}_{i+1}| - \sigma)}{4\pi\sigma^2} = \prod_{i=1}^{N-1} g_b(|\mathbf{r}_i - \mathbf{r}_{i+1}|). \quad (\text{A6})$$

The excess term is written as a functional of the monomer density given by^{51,52}

$$\rho(\mathbf{r}) = \int d\mathbf{R}_p \sum_{i=1}^N \delta(\mathbf{r} - \mathbf{r}_i) \rho_p(\mathbf{R}_p), \quad (\text{A7})$$

which is split into a repulsive and an attractive term⁵⁰

$$F_{\text{ex}}[\rho(\mathbf{r})] = F_{\text{rep}}[\rho(\mathbf{r})] + F_{\text{att}}[\rho(\mathbf{r})]. \quad (\text{A8})$$

For the former, we adopt the weighted density approximation⁵⁴

$$\beta F_{\text{rep}}[\rho(\mathbf{r})] = \int d\mathbf{r} \rho(\mathbf{r}) f_{\text{rep}}(\bar{\rho}(\mathbf{r})), \quad (\text{A9})$$

with weighted density

$$\bar{\rho}(\mathbf{r}) = \int d\mathbf{r}' \rho(\mathbf{r}') w(|\mathbf{r} - \mathbf{r}'|), \quad (\text{A10})$$

where $f_{\text{rep}}(\rho)$ is the excess free energy density per site of the polymer melt with site density ρ , arising from the short-ranged hard-core repulsive interactions. We compute it from Wertheim's expression which was obtained on the basis of first-order thermodynamic perturbation theory⁵⁵

$$f_{\text{rep}}(\rho) = \frac{4\eta - 3\eta^2}{(1 - \eta)^2} - \left(1 - \frac{1}{N}\right) \ln \frac{1 - \eta/2}{(1 - \eta)^3} \quad (\text{A11})$$

with monomer packing fraction $\eta = \pi\sigma^3\rho/6$.

We employ the simple square-well form for the weighting function $w(r)$, whose range is given by the diameter σ of the polymer segment⁵⁶

$$w(r) = \frac{3}{4\pi\sigma^3} \Theta(\sigma - r), \quad (\text{A12})$$

with Heaviside step function $\Theta(r)$. While more sophisticated forms of the weighting function are available in the literature (e.g., those used in the Fundamental Measure Theory version of DFT⁵⁷), previous studies⁵⁸ have shown relative insensitivity of DFT results for polymeric systems to the specific choice of the weight function.

Regarding the attractive contribution to the excess free energy,¹⁴ in our earlier DFT study of nanoparticle interactions in a polymer melt,⁵⁹ we have found that accurate results for polymer density profiles were obtained using a simple mean-field approximation for the attractive part of F_{ex}

$$F_{\text{att}}[\rho(\mathbf{r})] = \frac{1}{2} \int d\mathbf{r} \int d\mathbf{r}' \rho(\mathbf{r}) \rho(\mathbf{r}') U_{\text{pp}}^{\text{att}}(|\mathbf{r} - \mathbf{r}'|), \quad (\text{A13})$$

with⁴⁹

$$U_{\text{PP}}^{\text{att}}(r) = \begin{cases} 0 & , r \leq \sigma \\ U_{\text{LJ}}(r) & , \text{else.} \end{cases} \quad (\text{A14})$$

The minimization of the grand free energy functional Ω yields the following result for the equilibrium polymer density profile⁶⁰

$$\rho_{\text{p}}(\mathbf{R}_{\text{p}}) = \rho_{\text{b}} \prod_{i=1}^{N-1} g_{\text{b}}(|\mathbf{r}_i - \mathbf{r}_{i+1}|) \prod_{i=1}^N \exp[-\lambda(\mathbf{r}_i)], \quad (\text{A15})$$

where

$$\lambda(\mathbf{r}) = \beta \frac{\delta F_{\text{ex}}}{\delta \rho(\mathbf{r})} + \beta U_{\text{wall}}(\mathbf{r}), \quad (\text{A16})$$

and ρ_{b} is the bulk monomer density. Substitution of $\rho_{\text{p}}(\mathbf{R}_{\text{p}})$ into Eq. (A7) then yields an integral equation for the monomer density distribution $\rho(z)$ which was solved numerically on an equidistant grid with grid spacing $\Delta z = 0.02\sigma$. Simple Picard iteration procedure was employed,⁶¹ and the tolerance criterion for terminating the iterative procedure was set to 10^{-6} .

We first determine the vapor-liquid coexistence curves for the flexible polymers (Fig. 14),³⁴ by requiring the equality of pressure and chemical potential of the two coexisting phases, which yields the vapor and liquid monomer densities at coexistence, ρ_{v} and ρ_{l} , respectively. Due to the mean-field nature of DFT,^{62,63} its results for the near-critical region of the phase diagram are not reliable. In particular, the critical temperature T_{c} is overestimated, while the critical density ρ_{c} is underestimated compared to the MD simulation results (cf. Fig. 3).

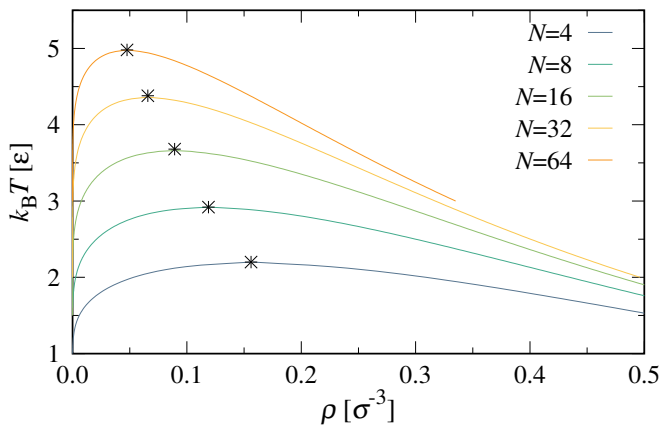


FIG. 14. Vapor-liquid coexistence curves for fully flexible polymers of length N in the $\rho - T$ plane. Critical points (T_{c} , ρ_{c}) are indicated by stars.

Having determined ρ_{v} and ρ_{l} , we now proceed to calculate the vapor-liquid surface tension γ_{vl} . Here we assume that the vapor-liquid interface is perpendicular to the z -axis and the boundary conditions are set such that one has bulk vapor phase at small z and bulk liquid phase

at large z . From the resulting DFT density profiles and Eq. (A2), one can readily compute the grand potential density $\beta\omega(z)$, which yields γ_{vl}

$$\beta\sigma^2\gamma_{\text{vl}} = \int_{-\infty}^{\infty} dz \beta[\omega(z) - \omega_{\text{b}}], \quad (\text{A17})$$

where $\beta\omega_{\text{b}}$ is the bulk value of the grand potential density.

The wall-vapor and wall-liquid interfacial tensions are computed in a similar fashion,⁶⁴ with an attractive flat wall [Eq. (A1)] located in the xy -plane at $z = 0$, and either vapor or liquid bulk density (at coexistence) imposed as the boundary condition for large z . From the equilibrium monomer profiles, one can again compute the grand potential density $\beta\omega(z)$, which yields the wall-vapor interfacial tension⁶⁴

$$\beta\sigma^2\gamma_{\text{wv}} = \int_0^{\infty} dz \beta(\omega(z) - \omega_{\text{b}}), \quad (\text{A18})$$

with the wall-liquid interfacial tension γ_{wl} obtained analogously. Having obtained γ_{vl} , γ_{wv} , and γ_{wl} for a range of temperatures, we can compute the contact angle θ from Young's equation [Eq. (1)]. The corresponding DFT results for $\cos(\theta)$ as functions of T are shown in Fig. 15 for several values of N . DFT is in qualitative but not in quantitative agreement with the simulations, due to different forms of the wall potential employed in the two methods, as well as inherent DFT approximations.

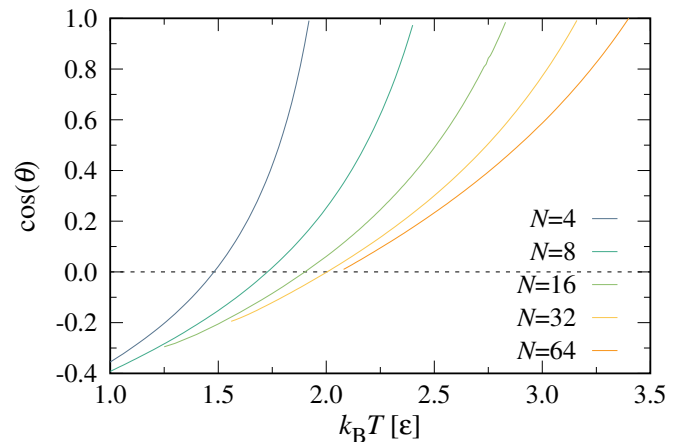


FIG. 15. Cosine of the contact angle, $\cos(\theta)$, vs temperature T from DFT for several chain lengths N , as indicated.

Finally, Fig. 16 provides a summary of the DFT results for the critical temperature T_{c} , the wetting temperature T_{w} [where $\cos(\theta) = 1$], and their ratio, as functions of N . Once again, there is qualitative agreement with the MD results.

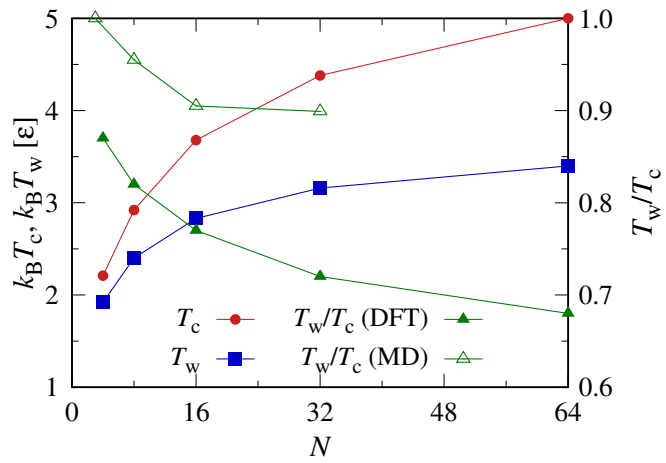


FIG. 16. DFT results for the critical temperature T_c , the wetting temperature T_w (left axis), and their ratio T_w/T_c from DFT and MD (right axis), as functions of N .

- ¹T. Young, *Philos. Trans. R. Soc. of London* **95**, 65 (1805).
- ²P.-G. de Gennes, *Rev. Mod. Phys.* **57**, 827 (1985).
- ³S. Dietrich, "Phase transitions and critical phenomena, vol. 12," (Academic Press, London, 1988) Chap. Wetting Phenomena, p. 1.
- ⁴E. Blokhuis and B. Widom, *Curr. Opin. Colloid Interface Sci.* **1**, 426 (1996).
- ⁵D. Bonn and D. Ross, *Rep. Prog. Phys.* **64**, 1085 (2001).
- ⁶D. Bonn, J. Eggers, J. Indekeu, J. Meunier, and E. Rolley, *Rev. Mod. Phys.* **81**, 739 (2009).
- ⁷I. Schmidt and K. Binder, *J. Phys. France* **46**, 1631 (1985).
- ⁸J. Klein, *Science* **250**, 640 (1990).
- ⁹U. Steiner, J. Klein, E. Eiser, A. Budkowski, and L. J. Fetters, *Science* **258**, 1126 (1992).
- ¹⁰R. Jones, *Polymer* **35**, 2160 (1994).
- ¹¹M. Geoghegan and G. Krausch, *Prog. Polym. Sci.* **28**, 261 (2003).
- ¹²H. Nakanishi and P. Pincus, *J. Chem. Phys.* **79**, 997 (1983).
- ¹³J. Forsman, C. E. Woodward, and B. C. Freasier, *J. Chem. Phys.* **116**, 4715 (2002).
- ¹⁴M. Müller, L. G. MacDowell, and A. Yethiraj, *J. Chem. Phys.* **118**, 2929 (2003).
- ¹⁵P. Bryk and S. Sokolowski, *J. Chem. Phys.* **121**, 11314 (2004).
- ¹⁶K. Binder, *Adv. Polym. Sci.* **112**, 181 (1994).
- ¹⁷P. Flory, *Principles of Polymer Chemistry* (Cornell Univ. Press, Ithaca, NY, 1953).
- ¹⁸P.-G. de Gennes, *Scaling Principles in Polymer Physics* (Cornell Univ. Press, Ithaca, NY, 1979).
- ¹⁹B. Widom, *J. Stat. Phys.* **53**, 523 (1988).
- ²⁰S. Enders, B. A. Wolf, and K. Binder, *J. Chem. Phys.* **103**, 3809 (1995).
- ²¹J. W. Cahn, *J. Chem. Phys.* **66**, 3667 (1977).
- ²²K. Binder, *Ann. Rev. Mater. Res.* **38**, 123 (2008).
- ²³M. Buzzacchi, N. B. Wilding, and P. Sollich, *Phys. Rev. Lett.* **97**, 136104 (2006).
- ²⁴K. Binder, in: *Monte Carlo and Molecular Dynamics Simulations in Polymer Science* (Oxford Univ. Press, New York, 1995) (edited by K. Binder).
- ²⁵J. Klein and P. Pincus, *Macromolecules* **15**, 1129 (1982).
- ²⁶J. M. H. M. Scheutjens and G. J. Fleer, *Macromolecules* **18**, 1882 (1985).
- ²⁷F. A. M. Leermakers, L. J. M. Schlangen, and L. K. Koopal, *Langmuir* **13**, 5751 (1997).
- ²⁸A. I. Dolinnyi, *Colloid J.* **62**, 273 (2000).
- ²⁹A. I. Dolinnyi, *Colloid J.* **63**, 687–698 (2001).
- ³⁰A. I. Dolinnyi, *Colloid J.* **63**, 540–549 (2001).
- ³¹A. Povodyrev, M. Anisimov, and J. Sengers, *Physica A* **264**, 345 (1999).
- ³²M. A. Anisimov, A. F. Kostko, J. V. Sengers, and I. K. Yudin, *J. Chem. Phys.* **123**, 164901 (2005).
- ³³M. A. Anisimov and J. V. Sengers, *Mol. Phys.* **103**, 3061 (2005).
- ³⁴J. Midya, S. A. Egorov, K. Binder, and A. Nikoubashman, *J. Chem. Phys.* **151**, 034902 (2019).
- ³⁵X. Xu, G. Vereecke, C. Chen, G. Pourtois, S. Armini, N. Verellen, W.-K. Tsai, D.-W. Kim, E. Lee, C.-Y. Lin, P. Van Dorpe, H. Struyf, F. Holsteys, V. Moshchalkov, J. Indekeu, and S. De Gendt, *ACS Nano* **8**, 885 (2014).
- ³⁶R. Evans, M. C. Stewart, and N. B. Wilding, *Proc. Natl. Acad. Sci. U.S.A.* **116**, 23901 (2019).
- ³⁷H. Nakanishi and M. E. Fisher, *Phys. Rev. Lett.* **49**, 1565 (1982).
- ³⁸M. P. Allen and D. J. Tildesley, *Computer Simulation of Liquids*, 2nd ed. (Oxford University Press, Oxford, 2017).
- ³⁹J. Midya, M. Rubinstein, S. K. Kumar, and A. Nikoubashman, *ACS Nano* **14**, 15505 (2020).
- ⁴⁰G. S. Grest and K. Kremer, *Phys. Rev. A* **33**, 3628 (1986).
- ⁴¹A. Milchev, S. A. Egorov, and K. Binder, *Soft Matter* **13**, 1888 (2017).
- ⁴²D. Frenkel and B. Smit, *Understanding Molecular Simulations: From Algorithms to Applications* (Academic Press: San Diego, 2002).
- ⁴³J. A. Anderson, J. Glaser, and S. C. Glotzer, *Comput. Mater. Sci.* **173**, 109363 (2020).
- ⁴⁴W. Humphrey, A. Dalke, and K. Schulten, *J. Mol. Graphics* **14**, 33 (1996).
- ⁴⁵J. G. Kirkwood and F. P. Buff, *J. Chem. Phys.* **17**, 338 (1949).
- ⁴⁶S. K. Das, S. A. Egorov, P. Virnau, D. Winter, and K. Binder, *J. Phys.: Condens. Matter* **30**, 255001 (2018).
- ⁴⁷K. S. Sillmore, M. P. Howard, and A. Z. Panagiotopoulos, *Mol. Phys.* **115**, 320 (2017).
- ⁴⁸A. Nikoubashman, *J. Chem. Phys.* **154**, 090901 (2021).
- ⁴⁹P. Yatsyshin, M. A. Duran-Olivencia, and S. Kalliadasis, *J. Phys.: Condens. Matter* **30**, 274003 (2018).
- ⁵⁰S. A. Egorov, *Phys. Rev. E* **70**, 031402 (2004).
- ⁵¹I. Chubak, C. N. Likos, and S. A. Egorov, *J. Phys. Chem. B* **125**, 4910 (2021), pMID: 33938750.
- ⁵²C. E. Woodward, *J. Chem. Phys.* **94**, 3183 (1991).
- ⁵³S. A. Egorov, *Phys. Rev. E* **72**, 010401 (2005).
- ⁵⁴S. A. Egorov, *J. Chem. Phys.* **129**, 064901 (2008).
- ⁵⁵M. S. Wertheim, *J. Chem. Phys.* **87**, 7323 (1987).
- ⁵⁶F. LoVerso, S. A. Egorov, and K. Binder, *Macromolecules* **45**, 8892 (2012).
- ⁵⁷R. Roth, *J. Phys.: Condens. Matter* **22**, 063102 (2010).
- ⁵⁸M. Turesson, J. Forsman, and T. Åkesson, *Phys. Rev. E* **76**, 021801 (2007).
- ⁵⁹N. Patel and S. A. Egorov, *J. Chem. Phys.* **123**, 144916 (2005).
- ⁶⁰S. A. Egorov, A. Milchev, P. Virnau, and K. Binder, *J. Chem. Phys.* **144**, 174902 (2016).
- ⁶¹S. A. Egorov, M. D. Stephens, and J. L. Skinner, *J. Chem. Phys.* **107**, 10485 (1997).
- ⁶²R. Evans, *Adv. Phys.* **28**, 143 (1979).
- ⁶³R. Evans, *Density functionals in the theory of nonuniform fluids, in Fundamentals of Inhomogeneous Fluids*, edited by D. Henderson (Marcel Dekker, NY (USA), 1992).
- ⁶⁴S. A. Egorov and K. Binder, *J. Chem. Phys.* **152**, 194707 (2020).