

# Tight Concentrations and Confidence Sequences from the Regret of Universal Portfolio

Francesco Orabona  
Department of Electrical & Computer Engineering  
Boston University  
francesco@orabona.com

Kwang-Sung Jun  
Department of Computer Science  
University of Arizona  
kjun@cs.arizona.edu

October 28, 2021

## Abstract

A classic problem in statistics is the estimation of the expectation of random variables from samples. This gives rise to the tightly connected problems of deriving concentration inequalities and confidence sequences, that is confidence intervals that hold uniformly over time. Jun and Orabona [COLT'19] have shown how to easily convert the regret guarantee of an online betting algorithm into a time-uniform concentration inequality. Here, we show that we can go even further: We show that the regret of a *minimax* betting algorithm gives rise to a new implicit empirical time-uniform concentration. In particular, we use a new data-dependent regret guarantee of the universal portfolio algorithm. We then show how to invert the new concentration in two different ways: in an exact way with a numerical algorithm and symbolically in an approximate way. Finally, we show empirically that our algorithms have state-of-the-art performance in terms of the width of the confidence sequences up to a moderately large amount of samples. In particular, our numerically obtained confidence sequences are never vacuous, even with a single sample.

## 1 Introduction

Constructing valid confidence intervals for the estimation of bounded random variables is an important problem in many machine learning and statistical problems. In particular, we are interested in estimating the conditional mean  $\mu$  of a sequence of random variables  $X_1, X_2, \dots$ , such for any  $i$  we have  $0 \leq X_i \leq 1$  and

$$\mathbb{E}[X_t | X_1, \dots, X_{t-1}] = \mu .$$

We are interested in proving time-uniform empirical concentration inequalities that upper bounds the probability that the empirical mean deviates from the expectation  $\mu$ . A related concept is the one of producing  $(1 - \delta)$ -level *confidence sequences* [Darling and Robbins, 1967], that is a sequence of confidence sets  $I_t = I_t(X_1, \dots, X_t)$  such that

$$\mathbb{P}\{\mu \in I_t, \forall t \geq 1\} \geq 1 - \delta .$$

We are interested in  $I_t$  being intervals, that is  $I_t = [l_t, u_t]$ . The time-uniform property makes these estimates more useful in the real-world because they are “safer” to be used, allowing, for example, to stop gathering new samples at any time, even in an adaptive way, when the required precision has been reached. This was even recently argued in much more general terms by Grünwald et al. [2020].

In general, it is possible to obtain a confidence sequence from a time-uniform empirical concentration inequality. However, often this will result in confidence sequences that are vacuous when the number of samples is small.

Here, to guarantee the practical usability, we are interested in obtaining numerically tight concentration and confidence sequences. That is, we are interested in rates, but we also care about constants, in order

to obtain the tightest possible estimates for real-world applications. In particular, we aim at obtaining confidence sequences with width less than 1 even with a single sample!

We build on [Jun and Orabona \[2019\]](#) that showed any online algorithm that guarantees an exponential growth of its “wealth” can be used to derive a time-uniform concentration inequality. In this paper, we expand over their approach and show how to obtain state-of-the-art time-uniform empirical concentration and confidence sequences through the regret guarantee of a minimax portfolio selection algorithm. In particular, our contributions are as follows:

- We derive a new implicit concentration inequality for bounded martingales.
- We show how to symbolically invert it, obtaining a new time-uniform empirical Bernstein inequality for martingales.
- We also numerically invert our implicit concentration, obtaining empirical results that match or best prior algorithms. In particular, our algorithm is the first one to give non-vacuous confidence sequence for *any* number of samples.

The rest of the paper is organized as follows: In [Section 2](#) we discuss prior work, explaining similarities and differences. In [Section 3](#) we precisely define some concepts of online learning. Our main results are presented in [Section 4](#) with their proofs deferred to [Section 5](#). Finally, in [Section 6](#) we present our numerical evaluation and we conclude in [Section 7](#) with a discussion.

## 2 Related Work

**Concentration inequalities from betting algorithms** The connection between betting and testing is very old. In particular, [Ville \[1939\]](#) introduced the idea of using a non-negative martingale under a probabilistic hypothesis  $P$  with initial value of one as a way to test  $P$ . In particular, the martingale is the wealth of a betting strategy and we refute  $P$  by making money against it.

More recently the connection between betting and probabilities has been deeply explored by Shafer and Vovk in many papers and books. In particular, [Shafer and Vovk \[2001\]](#) aimed to found probabilities on a game-theoretic ground through betting schemes. The basic idea is to define almost sure events as the ones where there exists a betting strategy that guarantees non-negative wealth and that diverges to infinity if the event does not happen. This idea is also connected to the idea of using non-negative martingales as *test martingales* [[Shafer et al., 2011](#), [Shafer, 2021](#)]. While [Shafer and Vovk \[2001\]](#) does not contain any explicit concentration, the first concentration for game-theoretic probability derived by a betting scheme is in [Vovk \[2007\]](#), that derives a game-theoretic Hoeffding’s inequality. The connection between game-theoretic probability and measure-theoretic one and the possibility to obtain results in one domain from the other domain is explored in [Shafer and Vovk \[2019, Chapter 9\]](#). However, while Shafer and Vovk proposed many different specific betting strategies to recover game-theoretic probabilistic laws, we did not find in their work the reverse idea, that is using an existing online betting algorithm and its regret to derive new measure-theoretic concentrations.

So, albeit somehow simple, the first work to explicitly propose the use of the guarantees of any *online* betting algorithm to derive time-uniform concentration inequalities seems to be in [Jun and Orabona \[2019\]](#). In particular, they show how to easily derive a Law of Iterated Logarithm for sub-Gaussian random vectors in Banach spaces from a one-dimensional betting algorithm. It is important to note that the betting scheme they propose has a very high computational complexity, but we only need the theoretical upper bound to the regret of the algorithm in order to derive the concentration. Note that the connection is not accidental: [Jun and Orabona \[2019\]](#) also showed that a betting algorithm on stochastic coin can be designed directly from the construction of a supermartingale.

The idea of explicitly derive concentrations from regret takes also inspiration from the seminal work of [Rakhlin and Sridharan \[2017\]](#), that shows an *equivalence* between the regret guarantee of online learning algorithms with linear losses and concentration inequalities. However, the proof technique in [Jun and](#)

Orabona [2019] is different from the one in Rakhlin and Sridharan [2017] and it is specific to online algorithms that guarantee exponential wealth for biased inputs. In particular, it allows to derive time-uniform concentrations, like the law of the iterated logarithm.

**From concentration inequalities to confidence sets** We are not sure who first observed it, but it is straightforward to derive a confidence set for the unknown mean of a random variable from a concentration inequality where the only unknown is the mean. Indeed, it is enough to invert the inequality, that in the worst case can always be done numerically. Indeed, for a given probability of failure, it is enough to find all the possible values of the mean that satisfies the concentration inequality. Note that depending on the specific inequality, this might not be an interval.

**Detailed comparison with Waudby-Smith and Ramdas [2021]** Starting from a statistical perspective, Waudby-Smith and Ramdas [2021] essentially rediscovered the same idea and the same proof of [Jun and Orabona, 2019] to use betting algorithms to derive confidence sequences for bounded random variables. However, they proposed an important variant: Use any betting scheme that guarantees non-negative wealth, even heuristics ones, and numerically derive the confidence sequences. They guarantee non-negative wealth for their betting heuristics restricting the range of the allowed betting fractions, so that the algorithm can lose in a round at most a fixed user-defined fraction of the current wealth, e.g.,  $1/2$  or  $2/3$ . Also, they need the heuristic betting schemes to satisfy strict conditions in order to guarantee that the confidence sets are intervals. Numerically, they show very good results. On the computational complexity side, their algorithm requires to run a number of betting schemes in parallel, proportional to the inverse of the precision needed on the confidence intervals.

Here, we show that there is no need to use heuristics schemes because it is straightforward to construct an ideal betting algorithm. In particular, we show the betting against a bounded continuous outcome is equivalent to portfolio selection with two stocks, even in the case of asymmetric outcomes. In turn, almost optimal algorithms for portfolio selection are well known. This allows us to derive a new (implicit) concentration based *and* also obtain empirically tight confidence sequences. Moreover, we bypass the computational complexity of running the universal portfolio algorithm by only evaluating a novel data-dependent regret upper bound.

**Betting and Portfolio Selection Algorithms** The distributional approach to betting and gambling was pioneered by Kelly [1956]. This approach assumes that the market gains are i.i.d. from a (known) distribution. Removing the distributional assumptions and focusing on the problem of betting on a bounded outcome (even in multiple dimensions), Freund [1996], Kumon et al. [2008, 2011] designed analyzed and online algorithms. Orabona and Pál [2016] introduced a generic potential framework to design and analyze online algorithms for the same problem. Moreover, given the connection between universal compression, prediction with log loss, and gambling [Cover and Ordentlich, 1996], prior literature on compression and prediction with log loss effectively deals with gambling too [see, e.g., Shtar'kov, 1987, Vovk, 1990, Haussler and Barron, 1992, Feder et al., 1992, Haussler et al., 1998]. In particular, the best achievable regret for a finite-time betting game on a binary coin was calculated by Shtar'kov [1987]. By now, we have many coin-betting algorithms with efficient updates [e.g., Cutkosky and Orabona, 2018, Mhammedi and Koolen, 2020], but an outsider to this subfield might have missed the fact that *all of them* are known to be suboptimal. In fact, none of them guarantee any regret for betting on a continuous coin against the best constant betting fraction. Moreover, a minimax optimal algorithm is known. In fact, it is folklore knowledge that symmetric betting on a bounded symmetric outcome can be easily reduced to portfolio selection with 2 stocks. In turn, Cover and Ordentlich [1996] proposed the first portfolio algorithm with a minimax regret, without assumptions over the market gains, improving over the result in Cover [1991]. Note that in general universal portfolio does not have an update rule with constant computational complexity, while it can be approximated [Kalai and Vempala, 2002]. Here, we show that betting on an asymmetric bounded outcome can be also reduced to portfolio selection with 2 stocks. Remarkably, most of the computationally efficient coin-betting algorithms are based on Follow-The-Regularized-Leader [Shalev-Shwartz, 2007, Abernethy et al., 2008, Hazan and Kale,

2008], instead Vovk and Watkins [1998] proved that universal portfolio algorithm is an instantiation of the Aggregating Algorithm [Vovk, 1990]. Last, note that the family of online betting algorithms is larger than one might think. Indeed, Orabona [2019, Theorem 5.11] proved that *any* online linear optimization algorithm is equivalent to a betting algorithm with initial money equal to the regret against the null competitor.

### 3 Setting and Definitions

**Online learning** The online learning framework is a learning scenario that proceeds in rounds, without probabilistic assumptions. We refer the reader to Cesa-Bianchi and Lugosi [2006] and Orabona [2019] for complete introductions to this topic. Briefly, in each round the learner outputs a prediction  $\mathbf{x}_t$  in a feasible set  $V$ , then the adversary reveals a loss function  $\ell_t : V \rightarrow \mathbb{R}^d$  from a fixed set of functions, and the algorithm pays  $\ell_t(\mathbf{x}_t)$ . Aim of the learner is to minimize its *regret* defined as the difference between its cumulative loss over  $T$  rounds and the one of any fixed point  $\mathbf{u} \in V$ , that is

$$\text{Regret}_T(\mathbf{u}) := \sum_{t=1}^T \ell_t(\mathbf{x}_t) - \sum_{t=1}^T \ell_t(\mathbf{u}) .$$

Note that we do not assume anything on how the adversary chooses the functions  $\ell_t$  nor any knowledge of the future. We will say that an algorithm has no-regret for a certain class of functions if its regret is  $o(T)$  for any  $\mathbf{u} \in V$ .

In the following the keyword “online” will always denote a instantiation of the above framework.

**Online betting on a continuous coin** We consider a gambler making repeated bets on the outcomes of adversarial coin flips. The gambler starts with initial money of \$1. In each round  $t$ , he bets on the outcome of a coin flip  $c_t \in \{-1, 1\}$ , where +1 denotes heads and -1 denotes tails. We do not make any assumption on how  $c_t$  is generated. The gambler can bet any amount on either heads or tails. However, he is not allowed to borrow any additional money. If he loses, he loses the betted amount; if he wins, he gets the betted amount back and, in addition to that, he gets the same amount as a reward. We encode the gambler’s bet in round  $t$  by a single number  $x_t$ . The sign of  $x_t$  encodes whether he is betting on heads or tails. The absolute value encodes the betted amount. We define  $\text{Wealth}_t$  as the gambler’s wealth at the end of round  $t$ , that is

$$\text{Wealth}_t = 1 + \sum_{i=1}^t x_i c_i . \tag{1}$$

In the following, we will also refer to a bet with  $\beta_t$ , where  $\beta_t$  is such that

$$x_t = \beta_t \text{Wealth}_{t-1} . \tag{2}$$

The absolute value of  $\beta_t$  is the *fraction* of the current wealth to bet and its sign encodes whether he is betting on heads or tails. The constraint that the gambler cannot borrow money implies that  $\beta_t \in [-1, 1]$ . We also slightly generalize the problem by allowing the outcome of the coin flip  $c_t$  to be any real number in  $[-a, b]$  where  $a, b > 0$ . Following Orabona and Pál [2016], we will call this case *continuous coin*; the definition of the wealth remains the same.

From the above, it should be immediate that we can define an equivalent online learning game where the algorithm produces the signed fraction  $\beta_t \in [-\frac{1}{b}, \frac{1}{a}]$  and the adversary reveals the convex loss function  $\ell_t(\beta) = -\ln(1 + \beta c_t)$ , where  $c_t \in [-a, b]$ . In this case,  $\sum_{t=1}^T \ell_t(\beta_t)$  is the negative log wealth of the algorithm and the regret is the logarithm of the ratio between the wealth of the constant betting fraction  $u$  and the wealth of the algorithm.

**Online portfolio selection** We now describe the problem of sequential investment in a market with 2 stocks. The behavior of the market is specified by non-negative market gains vectors  $\mathbf{w}_1, \dots, \mathbf{w}_T$ , each of them in  $[0, +\infty)^2$ . The coordinates of the market gains vectors represent the ratio between closing and opening price for 2 stocks. An investment strategy is specified by a vector  $\mathbf{b}_t = [b_t, 1 - b_t] \in \mathbb{R}^2$ , where  $0 \leq b_t \leq 1$ , and its elements specifies the fraction of the wealth invested on each stock at time  $t$ . The wealth of the algorithm at the end of round  $t$ , given by  $\prod_{i=1}^t \mathbf{x}_i^\top \mathbf{b}_t$ , will be denoted by  $\text{Wealth}_t$ .

As in the coin-betting problem, we can define the regret for this problem as the difference between the log wealth of the best constant rebalanced portfolio minus the log wealth of the algorithm. Denote by  $\text{Wealth}_t(\mathbf{b})$  the wealth of the constant rebalanced portfolio with allocation  $\mathbf{b}$ , we have

$$\text{Regret}_T = \max_{\mathbf{b} \in B} \ln \text{Wealth}_T(\mathbf{b}) - \ln \text{Wealth}_T .$$

We will say that a portfolio algorithm is *universal* if the regret against any sequence of market gain vectors is sublinear in time.

## 4 Main Results

**New implicit empirical concentration inequality** Here, we present our new concentration inequality. It holds uniformly over time for any number of random variables, but it is in an implicit form. Then, we will show both how to invert it deriving an explicit but loose concentration inequality and with an exact numerical algorithm.

**Theorem 1.** *Let  $\delta \in (0, 1)$ . Assume  $X_1, X_2, \dots$  a sequence of random variables such that for each  $i$  we have  $0 \leq X_i \leq 1$  and*

$$\mathbb{E}[X_i | X_1, \dots, X_{i-1}] = \mu .$$

*Then, we have*

$$\mathbb{P} \left\{ \max_t \max_{\beta \in [-\frac{1}{1-\mu}, \frac{1}{\mu}]} \sum_{i=1}^t \ln(1 + \beta(X_i - \mu)) - C_t \geq \ln \frac{1}{\delta} \right\} \leq \delta,$$

*where  $C_t = f(b_t^*, \lfloor tb_t^* + 0.5 \rfloor)$ , the function  $f$  is defined as*

$$f(b, k) = \ln \frac{\pi b^k (1-b)^{t-k} \Gamma(t+1)}{\Gamma(k+1/2) \Gamma(t-k+1/2)}, \quad (3)$$

*and  $b_t^* = \mu(1-\mu) \left( \operatorname{argmax}_{\beta \in [-\frac{1}{1-\mu}, \frac{1}{\mu}]} \sum_{i=1}^t \ln(1 + \beta(X_i - \mu)) \right) + \mu$ .*

*Moreover,  $C_t \leq \ln \frac{\sqrt{\pi} \Gamma(t+1)}{\Gamma(t+\frac{1}{2})}$ .*

While it might be cryptic, the above theorem has a very simple interpretation. Let's see what it is.

**Sketch of the derivation of the concentration** First, Jun and Orabona [2019, Section 7.2] showed that betting algorithms that realize a supermartingale can be used to prove concentration inequalities. Jun and Orabona [2019] were interested in sub-exponential random variables in Banach space, but here we can distill their result in the following general theorem.

**Theorem 2.** *Let  $\delta \in (0, 1)$  and  $X_1, X_2, \dots$  a sequence of random variables such that  $\mathbb{E}[X_i | X_1, \dots, X_{i-1}] = 0$ . Assume to have an online algorithm that observes  $X_1, \dots, X_{t-1}$  and produces a non-negative  $W_t$  such that  $W_0 = 1$  and*

$$\mathbb{E}[W_t | X_1, \dots, X_{i-1}] \leq W_{t-1} .$$

*Then, we have*

$$\mathbb{P} \left\{ \max_t W_t \geq \frac{1}{\delta} \right\} \leq \delta .$$

This is just a restatement of Ville’s maximal inequality [Ville, 1939]. However, here we want to stress two important, but simple, details: i) the random variables  $W_t$  are generated by an online algorithm, and ii)  $W_t$  can be anything, *not only* the wealth of the algorithm. Indeed, multiple cases are possible. In particular, if  $X_i$  are bounded random variables in a known range,  $W_t$  can indeed be defined as the wealth of an online betting algorithm that guarantees a non-negative wealth. However, the above it is still true for any  $W_t$  that lower bounds the wealth of the algorithm. Another example is the sub-exponential case, where non-negativity of the wealth cannot be guaranteed anymore. In this case, Jun and Orabona [2019] and van der Hoeven [2019], under different assumptions, showed that it is possible to design online algorithms such that  $W_t$  can be defined as a non-negative lower bound to the *expected* wealth of the algorithm.

In the following, we will focus on the bounded case only and  $W_t$  will be a *lower bound* to the wealth of an online betting algorithm.

Now, in order to instantiate this theorem, we need some coin outcomes and a betting strategy. As in Jun and Orabona [2019], we simply set the coin outcomes to  $X_t - \mu$ . One might object that we do not know  $\mu$ , but to derive the concentration, as we show below, it suffices to act as if we knew it and compute the continuous coins for the betting algorithm. Now, we would like to use the best possible betting algorithm. This is not an easy task: There is a natural trade-off between betting strategies with low computational complexity and empirically strong performance. Hence, in order to get good performance and low computational cost, we follow a different route.

We only need a simple observation: *We do not actually need to know the plays of the betting algorithm. Instead, we only need a lower bound to its wealth at each time step.*

Hence, in Section 5.1, we show that the betting on a continuous coin is equivalent to portfolio selection problem with 2 stocks. In turn, a minimax algorithm for portfolio selection is universal portfolio [Cover, 1991, Cover and Ordentlich, 1996]. Then, we prove a new tight upper bound to its regret (Section 5.3).

Putting all together, it should be clear now that the concentration is just an application of Theorem 2 on a lower bound to the wealth of the algorithm. In turn, this lower bound to the wealth is obtained through the optimal wealth ( $\max_{\beta \in [-\frac{1}{1-\mu}, \frac{1}{\mu}]}$   $\sum_{i=1}^t \ln(1 + \beta(X_i - \mu))$ ) minus an upper bound to the regret of the algorithm ( $C_t$ ).

**New Empirical Time-Uniform Concentration** As we said above, the concentration in Theorem 1 is an implicit one and it might be not obvious how to evaluate it. It would be easy to show that it implies an asymptotic concentration, but instead we prefer to directly derive a new empirical time-uniform concentration from it.

**Theorem 3.** *Let  $\delta \in (0, 1)$ . Assume  $X_1, X_2, \dots$  a sequence of random variables such that for each  $i$  we have  $0 \leq X_i \leq 1$  and*

$$\mathbb{E}[X_i | X_1, \dots, X_{i-1}] = \mu .$$

*Denote by  $\hat{\mu}_i = \frac{1}{j} \sum_{i=j}^t X_j$ ,  $V_i = \sum_{j=1}^i (X_j - \hat{\mu}_i)^2$ ,  $R_i = \ln \frac{\sqrt{\pi} \Gamma(i+1)}{\delta \Gamma(i+\frac{1}{2})}$ , and*

$$\epsilon_i = \frac{4/3iR_i + \sqrt{16/9i^2R_i^2 + 8V_iR_i(i^2 - 2iR_i)}}{2i^2 - 4iR_i} .$$

*Then, with probability at least  $1 - \delta$  uniformly for all  $t$  such that  $t > 2R_t$ , we have*

$$\max_{i=1, \dots, t} \hat{\mu}_i - \epsilon_i \leq \mu \leq \min_{i=1, \dots, t} \hat{\mu}_i + \epsilon_i .$$

We defer the proof to Section 5.4

For  $t$  big enough the deviation is roughly  $\frac{4/3 \ln(\sqrt{t}/\delta)}{t} + \frac{\sqrt{2V_i \ln(\sqrt{t}/\delta)}}{t}$ . Hence, we get a time-uniform and empirical version of Bernstein’s inequality. Similar inequalities appears in Audibert et al. [2009], Maurer and Pontil [2009].

From the proof of Theorem 3 it should be clear that the resulting confidence sequences will match the exact ones when  $t$  goes to infinity, while it will be loose for small samples sizes. In particular, it is easy

---

**Algorithm 1** PRECiSE: Portfolio REgret for Confidence SEquences

---

- 1: **Input:**  $\delta \in (0, 1)$ , random variables  $X_1, X_2 \dots$  in  $[0, 1]$
  - 2:  $l_0 = 0, u_0 = 1$
  - 3: **for**  $t = 1, 2, \dots$  **do**
  - 4:  $m^* = \frac{1}{t} \sum_{i=1}^t X_i$
  - 5:  $b^l = \operatorname{argmax}_{b \in [0, 1]} \sum_{i=1}^t \ln \left( b \frac{X_i}{l_{t-1}} + (1-b) \frac{1-X_i}{1-l_{t-1}} \right)$
  - 6:  $C^l = \max(f(\lceil b^l \cdot t - 0.5 \rceil / t, \lceil b^l \cdot t - 0.5 \rceil), f(\lfloor m^* \cdot t + 0.5 \rfloor / t, \lfloor m^* \cdot t + 0.5 \rfloor))$  where  $f$  is defined in (3)
  - 7:  $L_t = \{m \in [l_{t-1}, m^*] : \max_{b \in [0, 1]} \sum_{i=1}^t \ln \left( b \frac{X_i}{m} + (1-b) \frac{1-X_i}{1-m} \right) - C_t^l \geq \ln \frac{1}{\delta}\}$
  - 8: Find  $l_t = \max(L_t \cup \{l_{t-1}\})$  by binary search
  - 9:  $b^u = \operatorname{argmax}_{b \in [0, 1]} \sum_{i=1}^t \ln \left( b \frac{X_i}{u_{t-1}} + (1-b) \frac{1-X_i}{1-u_{t-1}} \right)$
  - 10:  $C_t^u = \max(f(\lfloor b^u \cdot t + 0.5 \rfloor / t, \lfloor b^u \cdot t + 0.5 \rfloor), f(\lceil m^* \cdot t - 0.5 \rceil / t, \lceil m^* \cdot t - 0.5 \rceil))$  where  $f$  is defined in (3)
  - 11:  $U_t = \{m \in [m^*, u_{t-1}] : \max_{b \in [0, 1]} \sum_{i=1}^t \ln \left( b \frac{X_i}{m} + (1-b) \frac{1-X_i}{m} \right) - C_t^u \geq \ln \frac{1}{\delta}\}$
  - 12: Find  $u_t = \min(U_t \cup \{u_{t-1}\})$  by binary search
  - 13: **end for**
- 

to see that concentration is vacuous when the sample size is small. This is due to the fact that we use an approximation to the logarithm that is correct when the confidence sequences shrink to 0. However, we will show in Section 6 that numerically inverting the implicit inequality will result in confidence sequences that are never vacuous.

**Remark 1** (No law of the iterated logarithm?). *The confidence sequences we obtain are asymptotically suboptimal with respect to the dependency in  $t$ . In fact, from the law of the iterated logarithm (LIL), one would expect a dependency in  $\ln \ln t$  rather than in  $\ln t$ . However, this is only a fault of the Dirichlet prior rather than of the general method. In fact, Jun and Orabona [2019] have already shown<sup>1</sup> how the same idea with a different prior gives rise to the correct rate. However, as said above and in Howard et al. [2021], the correct rate is only half of the story: For small number of samples a simplified expression using only the empirical variance does not capture the tightest expression possible. Indeed, as we will show in Section 6, the exact inversion of Theorem 1 beats even (one of) the very tight finite-time LIL bounds in Howard et al. [2021] for all  $t \leq 10^5$ .*

Next, we show how to numerically invert the concentration in Theorem 1 without losing anything.

**Numerical inversion of the Theorem 1** Inverting the concentration in Theorem 1 is actually immediate: For each  $t$ , it is enough to find all values of  $m$  that satisfies the inequality

$$\max_{\beta \in [-\frac{1}{1-m}, \frac{1}{m}]} \sum_{i=1}^t \ln(1 + \beta(X_i - m)) - C_t \leq \ln \frac{1}{\delta}. \quad (4)$$

This, unfortunately, might not lead to an interval. However, we show below that there exists a tight upper bound on  $C_t$  that helps us derive an interval. This means that we can look for the extremes of the interval with a simple and efficient binary search procedure. In turn, the maximization over  $\beta$  is one-dimensional concave problem that can be easily solved with any standard convex optimization algorithm. This overall procedure is described in Algorithm 1.

In particular, we can prove the following theorem for Algorithm 1.

**Theorem 4.** *Let  $\delta \in (0, 1)$ . Assume  $X_1, X_2, \dots$  a sequence of random variables such that for each  $i$  we have  $0 \leq X_i \leq 1$  and*

$$\mathbb{E}[X_i | X_1, \dots, X_{i-1}] = \mu.$$

---

<sup>1</sup>The concentration in Jun and Orabona [2019] is not empirical, but it is immediate to obtain an empirical one using the same proof method of Theorem 3.

Run Algorithm 1 on  $X_1, X_2, \dots$ . Then, for any  $t$  we have that, with probability at least  $1 - \delta$ ,  $\mu \in [l_t, u_t]$ .

We defer the proof to Section 5.5.

The algorithm works by finding for each new sample  $X_t$  two new upper and lower bounds,  $l_t$  and  $u_t$ . In particular, it has to find the zero of a quasi-convex function in lines 8 and 12, that can be done by binary search. However, the function itself is defined as the maximum of a concave function on a bounded domain, that again can be solved by binary search or any convex optimization algorithm.

Before presenting the proofs of our results, let's discuss some of the questions that at this point might be in the reader's mind.

**Remark 2** (The regret is worst-case?). *There is a general misconception about regret upper bounds. In particular, many people tend to think that regret upper bounds are loose, pessimistic, and in general do not capture the actual performance of an online algorithm on non-adversarial sequences. This is wrong for a number of reasons. First, in some cases it is even possible to design online learning algorithms whose regret is the same on any sequence. This is indeed the case for betting on a discrete coin with known number of rounds  $T$  [Cesa-Bianchi and Lugosi, 2006, Section 9.4]. However, this does not mean that the performance of the algorithm does not depend on the sequence itself: The regret is only the difference between the performance of the optimal predictor in a certain class and the performance of the algorithm. So, even if the regret is the same on any sequence, the performance of the optimal predictor will depend on the sequence and so the performance of the online algorithm we are analyzing. Another important point is that there is often a trade-off between the mathematical simplicity of a regret upper bound and its tightness, but nothing prevents us to obtain tighter and more complex expressions. Last point is the fact that a good regret upper bound will typically be tight for a particular sequence of inputs. For example, the regret upper bound of universal portfolio is tight for Kelly markets [Cover and Ordentlich, 1996].*

**Remark 3** (Better betting algorithms for stochastic coins?). *The above approach does not seem to use the fact that the  $X_t$  are stochastic. In particular, it might not be immediately clear why we should use investing algorithms that try to match the performance of the optimal rebalanced portfolio. However, this issue is discussed at length in Cover [1999, Chapter 16], where it is proved that, if the market gains are i.i.d., the optimal growth rate of the wealth is achieved by a constant rebalanced portfolio.*

**Remark 4** (Does small regret implies good performance?). *Universal portfolio is optimal up to the constant  $\ln \sqrt{2\pi}$  in the log wealth. So, at least if we compare ourselves with the optimal rebalanced portfolio, we are not losing much. However, a minimax regret is not a guarantee of optimal wealth! In fact, there might exist a better algorithm that, for example, has smaller regret against a smaller class of competitors that might include the optimal one for our specific problem. This is not a new strategy. Indeed, this is exactly the strategy used in Jun and Orabona [2019][Section 7.2] to obtain a time-uniform concentration with a  $\log \log t$  dependency rather than a  $\log t$  one. Other examples are the betting algorithms used in the optimization algorithms in Orabona [2013], Cutkosky and Boahen [2017]. Here, we do not pursue the strategy of trying to achieve the best possible wealth and we leave it as future work.*

## 5 Proof of Our Results

First of all, we will show how to reduce the problem of betting to a continuous coin to the one of portfolio selection with 2 stocks and solve it with a Universal Portfolio algorithm. Then, we show a sufficient condition on the regret upper bound to guarantee that the confidence sets are intervals. Finally, we will prove a tighter regret for Universal Portfolio that satisfies the above condition.



## 5.1 From Betting on a Continuous Coin to Universal Portfolio

Define the regret  $\text{Regret}_t$  on the log-wealth of an online betting algorithm receiving continuous coins  $c_i \in [-m, 1 - m]$  where  $m \in (0, 1)$  as

$$\text{Regret}_t := \max_{\beta \in [-\frac{1}{1-m}, \frac{1}{m}]} \sum_{i=1}^t \ln(1 + \beta c_i) - \sum_{i=1}^t \ln(1 + \beta_i c_i). \quad (5)$$

If we knew an upper bound on  $\text{Regret}_t$ , then it would be immediate to calculate a lower bound on the log wealth of the algorithm.

So, the only thing we need to know is only the regret of the best possible betting algorithm. It turns out this is trivial! In fact, with the following straightforward lemma, we can reduce this problem to the portfolio selection problem with 2 stocks, where an algorithm with minimax regret is known.

**Lemma 1.** *For a continuous coin  $c \in [-m, 1 - m]$ , set two market gains as  $w_1 = 1 + \frac{c}{m}$  and  $w_2 = 1 - \frac{c}{1-m}$ . Note that  $w_1, w_2 \geq 0$  so they are valid market gains. Define  $[x, 1-x]$  the play of a 2-stocks portfolio algorithm, where  $0 \leq x \leq 1$ . Then, taking*

$$\beta = -\frac{1}{1-m} + \left( \frac{1}{1-m} + \frac{1}{m} \right) x \in \left[ -\frac{1}{1-m}, \frac{1}{m} \right]$$

*as the signed betting fraction a continuous-coin-betting algorithm on  $c$  ensures that the gain in the coin betting problem coincides with the gain in the portfolio selection problem.*

*Proof.* We have

$$\begin{aligned} w_1 x + w_2 (1-x) &= x + x \frac{c}{m} + \left( 1 - \frac{c}{1-m} \right) (1-x) = x + x \frac{c}{m} + 1 - x - \frac{c}{1-m} + \frac{c}{1-m} x \\ &= 1 + c \left( -\frac{1}{1-m} + \left( \frac{1}{1-m} + \frac{1}{m} \right) x \right) = 1 + c\beta, \end{aligned}$$

where  $\beta$  is the signed betting fraction equal to  $-\frac{1}{1-m} + (\frac{1}{1-m} + \frac{1}{m})x$ . Given that  $x \in [0, 1]$ , the range of the betting fractions is in  $[-\frac{1}{1-m}, \frac{1}{m}]$  as we wanted.  $\square$

Note that  $\beta = -\frac{1}{1-m}$  corresponds to  $x = 0$ ,  $\beta = 0$  corresponds to  $x = m$ , and  $\beta = \frac{1}{m}$  corresponds to  $x = 1$ . We stress that we do not need to use this transformation in practice, instead it is enough to know that *it exists*.

This reduction allows us to use any portfolio selection algorithm to bet on an asymmetric continuous coin. Which portfolio algorithm should we use?

[Cover and Ordentlich \[1996\]](#) proposed a strategy that achieves an anytime (i.e., time-uniform) regret upper bound that is at most  $\ln \sqrt{2\pi}$  larger than the optimal achievable regret for this problem. This strategy has also an invariant property: it is invariant to the order of the market gains [[Cover, 1991](#), Proposition 4].

Hence, in the next section we prove a sufficient condition on the regret upper bound to obtain intervals, and then we show a tight empirical upper bound on the regret of universal portfolio.

## 5.2 Sufficient Condition on the Regret to Obtain Intervals

Here, we prove a sufficient condition on the regret upper bound to guarantee that the confidence sequences are intervals. In particular, the following Lemma implies that any regret upper bound that only depends on  $t$  will give rise to a quasiconvex function, which means that the confidence sequences computed by (4) are intervals when  $C_t$  is independent of  $m$ .

**Lemma 2.** *Let  $X_i \in [0, 1]$  for  $i = 1, \dots, t$ . Define  $G(\beta, m) := \sum_{i=1}^t \ln(1 + \beta(X_i - m))$  and  $F(m) := \max_{\beta \in [-\frac{1}{1-m}, \frac{1}{m}]} G(\beta, m)$ . Define  $m^* := \frac{1}{t} \sum_{i=1}^t X_i$ . Then,  $F(m)$  is nonincreasing in  $[0, m^*]$  and nondecreasing in  $(m^*, 1]$ . Hence,  $F(m)$  is quasiconvex in  $[0, 1]$ .*

*Proof.* Denote by  $\beta^*(m) = \operatorname{argmin}_{\beta \in [-\frac{1}{1-m}, \frac{1}{m}]} G(\beta, m)$ .

The derivative of  $G$  w.r.t its first argument is

$$G'(\beta, m) = \sum_{i=1}^t \frac{X_i - m}{1 + \beta(X_i - m)}.$$

Then, we have that  $G'(0, m^*) = 0$ . Given that  $G(\beta, m)$  is concave in  $\beta$ , then  $G(\beta, m^*)$  has a maximum w.r.t. the first argument in  $\beta = 0$  and the value of the function is 0.

For  $m' > m^*$ ,  $G'(0, m') < 0$ . Since  $G(\beta, m')$  is concave in  $\beta$ , we have  $\beta^*(m') < 0$ . In the same way, for  $m' < m^*$  we have  $\beta^*(m') > 0$ .

Let's start with  $m' > m^*$  and prove that  $F$  is nondecreasing, the other side is analogous. Consider  $m_1 > m_2 > m^*$ . Given that  $\beta^*(m_2) < 0$ , we have

$$F(m_2) = G(\beta^*(m_2), m_2) \leq G(\beta^*(m_2), m_1) \leq G(\beta^*(m_1), m_1) = F(m_1),$$

where the first inequality is due to the fact that  $G(\beta, m)$  is nondecreasing in  $m$  when  $\beta < 0$  and the second inequality is due to the fact that the negative part of the interval  $[-\frac{1}{1-m_1}, \frac{1}{m_1}]$  contains the negative part of the interval  $[-\frac{1}{1-m_2}, \frac{1}{m_2}]$  and we know the maximum  $\beta$  is negative.  $\square$

### 5.3 Data-dependent Regret of Universal Portfolio Selection with 2 Stocks

Here, we introduce a data-dependent regret upper bound for the universal portfolio algorithm.

We will consider  $\mu$ -weighted portfolio algorithms [Cover, 1991] that predict at each step with

$$\mathbf{b}_t = \frac{\int_B \mathbf{b} \operatorname{Wealth}_{t-1}(\mathbf{b}) d\mu(\mathbf{b})}{\int_B \operatorname{Wealth}_{t-1}(\mathbf{b}) d\mu(\mathbf{b})}.$$

In words, we predict with a normalized average of the expected wealth of each  $\mathbf{b}$  vectors according to the distribution  $\mu$ .

Cover and Ordentlich [1996] proved that setting  $\mu$  equal to the Dirichelet(1/2,1/2) distribution gives a regret of  $O(\frac{1}{2} \ln(T+1))$ , that is worst-case optimal up to constant terms. More precisely, they proved that

$$\operatorname{Regret}_T \leq \ln \frac{\sqrt{\pi} \Gamma(t+1)}{\Gamma(t+\frac{1}{2})}.$$

As we anticipated above, this regret is tight in the case that in each round the market gains are exactly one 0 and one 1. However, for other sequences the regret can be smaller.

So, now we derive a data-dependent regret guarantee. The following upper bound is essentially in the proofs in Cover and Ordentlich [1996].

**Theorem 5.** Denote by  $[b_t^*, 1 - b_t^*] = \operatorname{argmax}_{\mathbf{b} \in B} \operatorname{Wealth}_t(\mathbf{b})$ . Then, the regret of the Dirichelet(1/2,1/2)-weighted portofolio algorithm satisfies

$$\operatorname{Regret}_t \leq \max_{0 \leq k \leq t} f(b_t^*, k),$$

where  $f(b, k)$  is defined in (3).

*Proof.* From Cover and Ordentlich [1996, Lemma 2], in the 2 stocks case we have

$$\frac{\max_{\mathbf{b} \in B} \operatorname{Wealth}_t(\mathbf{b})}{\operatorname{Wealth}_t} \leq \max_{0 \leq k \leq t} \frac{(b_t^*)^k (1 - b_t^*)^{t-k}}{\int_0^1 b^k (1-b)^{t-k} d\mu(b)}.$$

Moreover, from equation (64) in Cover and Ordentlich [1996], we have

$$\int_0^1 b^k (1-b)^{t-k} d\mu(b) = \frac{\Gamma(k+1/2)\Gamma(t-k+1/2)}{(\Gamma(1/2))^2 \Gamma(t+1)}.$$

Putting all together, we have the stated bound.  $\square$

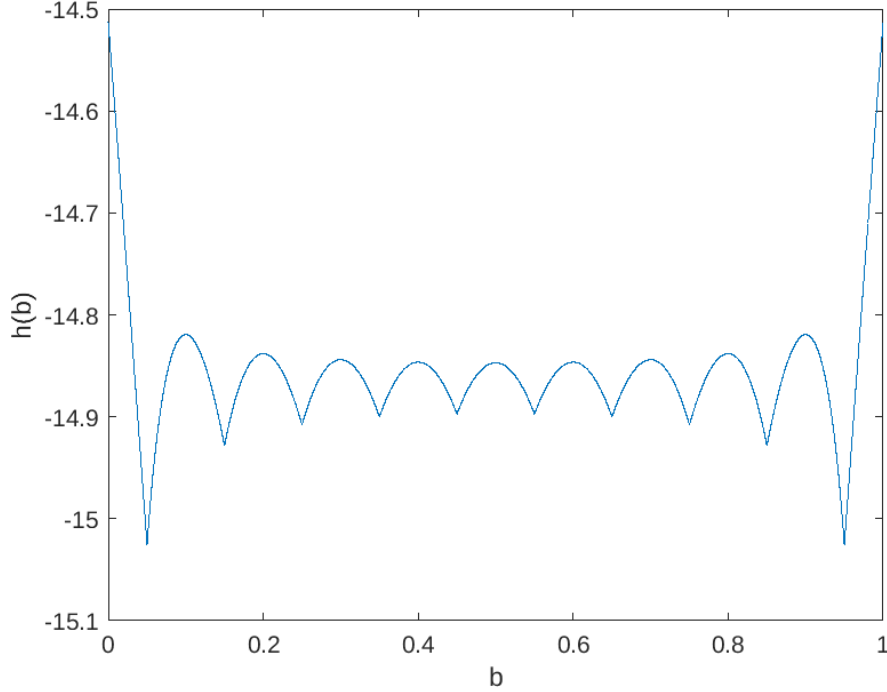


Figure 1: Function  $h(b)$  for  $t = 10$  used in Lemma 3.

Unfortunately, it can be verified numerically that the bound in Theorem 5 does not give rise to an interval. The reason is that the regret gets smaller when  $b_t^*$  is close to  $1/2$ , but at the same time  $\text{Wealth}(b_t^*)$  also decreases in this case. Hence,  $\text{Wealth}(b_t^*)$  minus the regret upper bound is not guaranteed to be quasi-convex in  $m$  and indeed we verified numerically that we can get non-quasi-convex functions.

So, we propose the following variation. For each  $t$  we have to check  $m$  in a range equal to the confidence set calculated at  $t - 1$ . Assume by induction that the confidence set with  $t - 1$  samples is an interval  $[l_{t-1}, u_{t-1}]$ , we now construct a new interval. The key idea is the following one: as we vary  $m$  in  $[l_{t-1}, \frac{1}{t} \sum_{i=1}^t X_i)$ ,  $\beta_t^*$  moves from the value  $l_{t-1}$  to 0. We now calculate the worst value of the regret for all the  $\beta_t^*$  in this range. This is now a value independent of  $m$  and so Lemma 2 applies. Same reasoning holds for the interval  $m \in (\frac{1}{t} \sum_{i=1}^t X_i, u_{t-1}]$ .

The following Lemma characterizes the local maxima of the function appearing in the regret. To facilitate the understanding of the proof, we plot the behavior of the function  $h(b)$  for  $t = 10$  in Figure 1.

**Lemma 3.** *Let  $t \geq 1$  integer and denote by  $f(b, k) = \ln \frac{b^k(1-b)^{t-k}\Gamma(t+1)(\Gamma(1/2))^2}{\Gamma(k+1/2)\Gamma(t-k+1/2)}$ . Then, for any  $0 \leq b \leq 1$ , the following hold*

- $\{[tb - 0.5], [tb + 0.5]\} = \operatorname{argmax}_{k=0, \dots, t} f(b, k)$ .
- *The local maxima of the function  $h(b) = \max_{k=0, \dots, t} f(b, k)$  are exactly  $\{i/t\}_{i=0}^t$ .*
- *$h(i/t)$  is nonincreasing for  $i = 0, \dots, \lceil (t+1)/2 \rceil - 1$  and nondecreasing for  $i = t - (\lceil (t+1)/2 \rceil - 1), \dots, t$ .*

*Proof.* Fix  $b \in [0, 1]$  and let  $k^* \in \operatorname{argmax}_{k=0, \dots, t} f(b, k)$ . This implies that  $f(b, k^* + 1)$  and  $f(b, k^* - 1)$  are not smaller than  $f(b, k^*)$ . For convenience, let us work with  $g(b, k) := \exp(f(b, k))$ . Then,

$$g(b, k^* + 1)/g(b, k^*) = \frac{b(t - k^* - 1/2)}{(k^* + 1/2)(1 - b)}.$$

This ratio is less than 1 iff

$$b(t - k^* - 1/2) \leq (k^* + 1/2)(1 - b)$$

that is

$$k^* \geq b(t - 1/2) - 1/2(1 - b) = bt - 1/2$$

Moreover,

$$g(b, k^* - 1)/g(b, k^*) = \frac{(k^* - 1/2)(1 - b)}{b(t - k^* + 1/2)} \leq 1$$

that is equivalent to

$$k^* \leq b(t + 1/2) + 1/2(1 - b) = bt + 1/2 .$$

Putting the two inequality together with the constraint that  $k^*$  is integer gives the stated expression. Moreover, the conditions above imply that the arg max becomes only one element in  $\{0, \dots, t\}$  in general, but it could be one of the two elements when  $tb/2$  is an integer. In such edge case, one can see that both achieve the max because if one is strictly larger than the other then  $h(b)$  is not continuous, which is a contradiction. This concludes the first statement of the lemma.

For the second property, for every  $k \in \{0, \dots, t\}$ , let  $I_k$  be the set of  $b$ 's for which  $k \in \operatorname{argmax}_{k=0, \dots, t} f(b, k)$ . Then,  $\{I_k\}$  forms a partition of  $[0, 1]$  where they share the boundary with adjacent intervals. That is, we have  $\cup_{k=0}^t I_k = [0, 1]$ ,  $I_k \cap I_{k+1} = (k + 0.5)/t$ , and  $I_k \cap I_j = \{\}$  for  $|j - k| > 1$ . On each partition  $I_k$ , it is easy to see that  $h(b)$  is concave and its maximum is  $k/t$ . Hence, the local maxima of  $h(b)$  are exactly  $\{k/t\}_{k=0}^t$ .

The third property directly follows from the proof of Lemma 4 in [Cover and Ordentlich \[1996\]](#).  $\square$

We can now present the upper bounds on the regret we use in Algorithm 1.

**Lemma 4.** For any  $X_1, \dots, X_t$  in  $[0, 1]$ , define  $m^* = \frac{1}{t} \sum_{i=1}^t X_t$ , and

$$\phi(x) = \operatorname{argmax}_{b \in [0, 1]} \sum_{i=1}^t \ln \left( b \left( 1 + \frac{X_i - x}{x} \right) + (1 - b) \left( 1 - \frac{X_i - x}{1 - x} \right) \right) .$$

Consider running universal portfolio with 2 stocks, Dirichlet(1/2, 1/2) prior, and the market gains  $\{(1 + \frac{X_i - m}{m}, 1 - \frac{X_i - m}{1 - m})\}_{i=1}^t$ . Then, for any  $l \in [0, m^*)$  and  $m \in [l, m^*]$ , we have that its regret is upper bounded by

$$\max \left\{ f \left( \frac{\lceil \phi(l) \cdot t - 0.5 \rceil}{t}, \lceil \phi(l) \cdot t - 0.5 \rceil \right), f \left( \frac{\lfloor m^* \cdot t + 0.5 \rfloor}{t}, \lfloor m^* \cdot t + 0.5 \rfloor \right) \right\} .$$

On the other hand, for any  $u \in (m^*, 1]$  and  $m \in [m^*, u]$ , we have that the regret is upper bounded by

$$\max \left\{ f \left( \frac{\lfloor \phi(u) \cdot t + 0.5 \rfloor}{t}, \lfloor \phi(u) \cdot t + 0.5 \rfloor \right), f \left( \frac{\lceil m^* \cdot t - 0.5 \rceil}{t}, \lceil m^* \cdot t - 0.5 \rceil \right) \right\} .$$

*Proof.* We will only prove the first upper bound because the other one is analogous.

Observe that when  $m$  increases, the market gains of the first stock decrease and the ones of the second stock increases. This means that  $\phi(x)$  is nonincreasing. Hence, for  $m \in [l, m^*]$  we have that  $\phi(m) \in [\phi(m^*), \phi(l)]$ . Recall that  $G(\beta, m^*)$  is maximized at  $\beta = 0$  by Lemma 2. Using our reduction in Lemma 1 and noting that  $\sum_{i=1}^t \ln \left( b \left( 1 + \frac{X_i - x}{x} \right) + (1 - b) \left( 1 - \frac{X_i - x}{1 - x} \right) \right) = G(\beta, x)$ , one can show that  $\phi(m^*) = m^*$ . Using the properties of the local maxima of the upper bound of universal portfolio in Lemma 3, we have the stated bound.  $\square$

## 5.4 Proof of Theorem 3

*Proof.* For a given  $t$ , set  $\epsilon$  equal to  $\mu - \hat{\mu}_t$ , so that  $\epsilon_t + \hat{\mu}_t \in [0, 1]$ . Symmetrizing [Fan et al. \[2015, equation 4.12\]](#), we have for any  $|x| \leq 1$  and  $|\beta| \leq 1$

$$\ln(1 + \beta x) \geq \beta x + (\ln(1 - |\beta|) + |\beta|)x^2.$$

Hence, for any  $\beta \in [-1, 1]$ , we have

$$\begin{aligned} \sum_{i=1}^t \ln(1 + \beta(X_i - \mu)) &= \sum_{i=1}^t \ln(1 + \beta(X_i - \hat{\mu}_t - \epsilon)) \\ &\geq \beta \sum_{i=1}^t (X_i - \mu_t - \epsilon) + (\ln(1 - |\beta|) + |\beta|) \left( \sum_{i=1}^t (X_i - \hat{\mu}_t)^2 + \epsilon^2 t - 2\epsilon \sum_{i=1}^t (X_i - \hat{\mu}_t) \right) \\ &= -\epsilon \beta t + (\ln(1 - |\beta|) + |\beta|) \left( \sum_{i=1}^t (X_i - \hat{\mu}_t)^2 + \epsilon^2 t \right). \end{aligned}$$

Hence, we have

$$\max_{\beta \in [-1, 1]} \sum_{i=1}^t \ln(1 + \beta(X_i - \hat{\mu}_t - \epsilon)) = \left( \sum_{i=1}^t (X_i - \hat{\mu}_t)^2 + \epsilon^2 t \right) \psi \left( \frac{|\epsilon|t}{\sum_{i=1}^t (X_i - \hat{\mu}_t)^2 + \epsilon^2 t} \right),$$

where  $\psi(x) = |x| - \ln(|x| + 1)$  and the equality can be verified using  $\beta = \frac{-\epsilon t}{|\epsilon|t + \sum_{i=1}^t (X_i - \hat{\mu}_t)^2 + \epsilon^2 t}$ . We now use the elementary inequality  $\psi(x) \geq \frac{x^2}{4/3|x|+2}$  for any  $x \in \mathbb{R}$ , to obtain

$$\max_{\beta \in [-1, 1]} \sum_{i=1}^t \ln(1 + \beta(X_i - \hat{\mu}_t - \epsilon)) \geq \frac{\epsilon^2 t^2}{4/3|\epsilon|t + 2 \sum_{i=1}^t (X_i - \hat{\mu}_t)^2 + 2\epsilon^2 t}.$$

Now, note that for any  $\mu \in [0, 1]$  the interval  $[-\frac{1}{1-\mu}, \frac{1}{\mu}]$  is contained in  $[-1, 1]$ . Hence, from [Theorem 1](#), uniformly on all  $t$  with probability at least  $1 - \delta$ , we have

$$\frac{\epsilon^2 t^2}{4/3|\epsilon|t + 2 \sum_{i=1}^t (X_i - \hat{\mu}_t)^2 + 2\epsilon^2 t} \leq \text{Regret}_t + \ln \frac{1}{\delta}.$$

Assuming  $\epsilon$  positive and solving for it, we have the stated upper bound. The expression for negative  $\epsilon$  has the signed flipped, by the symmetry of the expression.  $\square$

## 5.5 Proof of Theorem 4

*Proof.* The algorithm simply numerically invert the inequality in [\(4\)](#), using two different upper bounds to the regret for the lower and upper values of the confidence intervals, in  $C_t^l$  and  $C_t^u$  respectively. The particular expression of the regret is given in [Lemma 4](#). Note that lines 8 and 12 assures take care of the maximum over  $t$  in [\(4\)](#), because  $L_t$  and  $U_t$  might be empty. Moreover, [Lemma 2](#) proves that  $L_t$  and  $U_t$  are intervals, so we can use a binary search procedure.  $\square$

From the above proof, it should be clear that we can refine the regret upper bounds at each step of the binary search procedure. However, numerically the advantage is tiny, so for simplicity we decided not to present this variant.

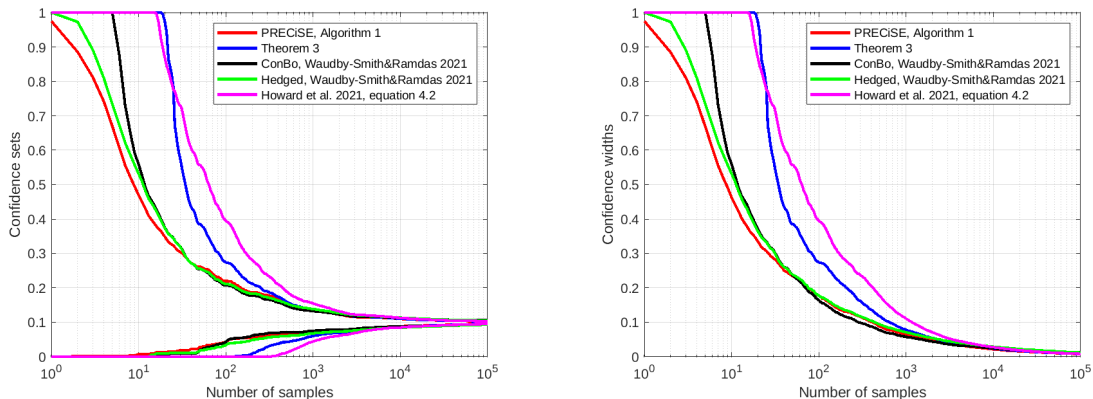


Figure 2: Time-uniform confidence sets (left) and confidence widths (right) with  $\delta = 0.05$  for a sequence of i.i.d. Bernoulli(0.1).

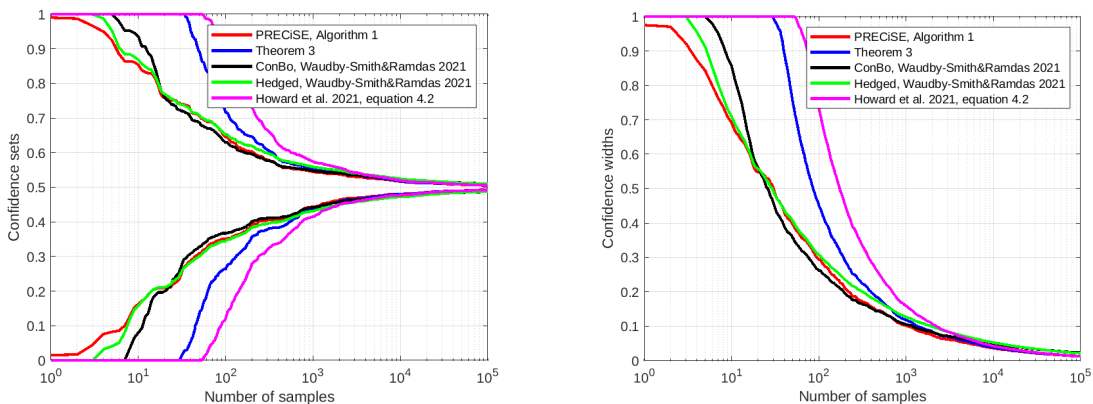


Figure 3: Time-uniform confidence sets (left) and confidence widths (right) with  $\delta = 0.05$  for a sequence of i.i.d. Bernoulli(0.5).

## 6 Numerical Evaluation

To test the empirical performance of our proposed procedure, we follow the very same experiments in [Waudby-Smith and Ramdas \[2021\]](#). They consider four different sequences of i.i.d. random variables: Bernoulli(0.1), Bernoulli(1/2), Beta(1,1), and Beta(10,30). Each experiment is repeated 5 times and the plots show the average of the intersection of the confidence sequences and confidence widths up to each time step for each algorithm/inequality. We implemented PRECISE in Matlab, and a modified Newton update with projections for lines 5 and 9. For the algorithm in [Waudby-Smith and Ramdas \[2021\]](#), we used their Python code.

We compared PRECISE and Theorem 3 with the numerical inversion of the heuristic betting algorithms ConBO+LBOW and Hedged in [Waudby-Smith and Ramdas \[2021\]](#), and with the empirical LIL concentration in [Howard et al. \[2021, Equation 4.2\]](#) for sub-Bernoulli random variables.

From the empirical results, we see that PRECISE dominates all the other methods in the small sample regime. It is particularly striking that we can already have a confidence width smaller than 1 with only one sample! Note that this is not impossible: Just one sample allows us to exclude values of the mean very close to 0 and 1 with a finite probability of failure. However, this would be impossible with an expression of the

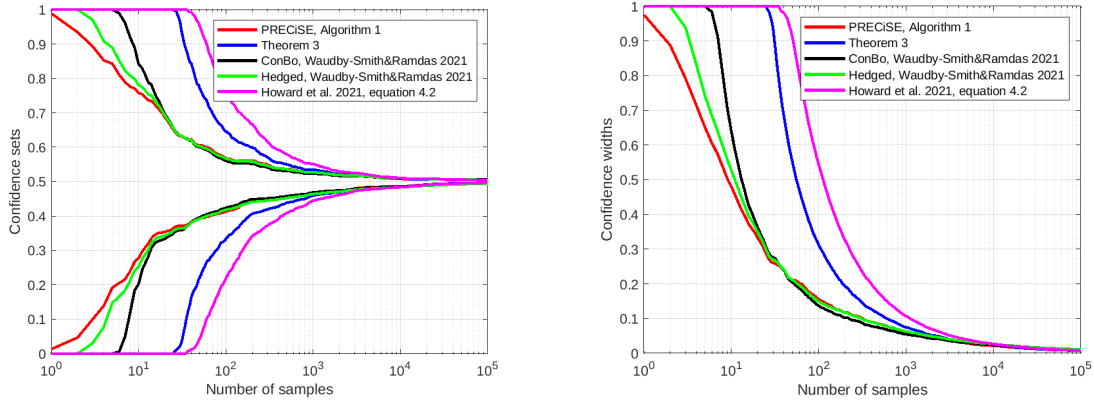


Figure 4: Time-uniform confidence sets (left) and confidence widths (right) with  $\delta = 0.05$  for a sequence of i.i.d. Beta(1,1).

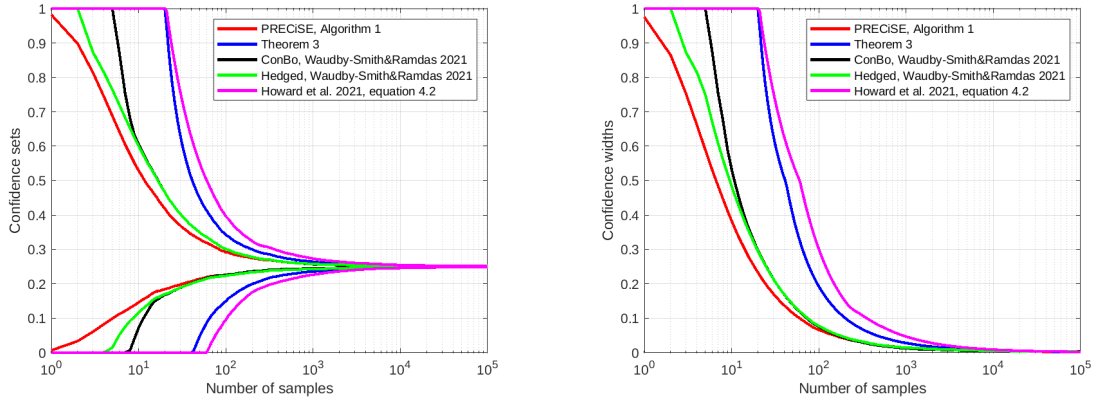


Figure 5: Time-uniform confidence sets (left) and confidence widths (right) with  $\delta = 0.05$  for a sequence of i.i.d. Beta(10,30).

confidence interval depending only on the empirical variance. More in details, this is possible only because we do not restrict the range of the betting fraction as in, e.g., [Cutkosky and Orabona \[2018\]](#), [Waudby-Smith and Ramdas \[2021\]](#), but instead the universal portfolio algorithm allows to consider the full interval  $[-\frac{1}{1-m}, \frac{1}{m}]$ . This is a non-trivial feature of universal portfolio because it deals with unbounded loss functions. In turn, this bigger range of allowed betting fraction allows to increase as quickly as possible the wealth for values of  $m$  far from the expectation with only few samples.

When the number of samples increases, PRECISE and the heuristic methods in [Waudby-Smith and Ramdas \[2021\]](#) tend to perform similarly, without a clear winner. Again, this is not surprising. Indeed, when the number of samples increases, the confidence intervals shrink and we bet on continuous coins with an empirical average close to 0. In this condition, the heuristic methods in [Waudby-Smith and Ramdas \[2021\]](#) become similar to a universal portfolio with flat prior, because they are obtained through local approximations around the null betting fraction. Also, it is worth remembering that with a big enough number of samples the LIL confidence sequences in [Howard et al. \[2021\]](#) will dominate. However, this does not seem the case up to 10<sup>5</sup> samples in all our experiments.

Finally, as anticipated in Remark 1, we observe that even our loose confidence sequences in Theorem 3 give tighter confidence sequences than the formula in [Howard et al. \[2021\]](#) up to 10<sup>5</sup> samples.

## 7 Discussion

We have shown that we can obtain a new implicit time-uniform concentration inequality through a straightforward reduction from betting on a continuous coin to portfolio selection with two stocks. In turn, this implicit concentration implies a closed form explicit concentration and it can also be numerically inverted. The numeric inversion gives non-vacuous confidence sequences for any number of samples, even a single one!

Here, we discuss some possible extension to this work.

**A different prior?** In the universal portfolio algorithm we have to choose a prior over the the portfolio distribution. The prior has a direct influence on the regret and the Dirichlet(1/2,1/2) guarantees the minimax regret up to a constant additive factor. However, when the number of samples goes to infinity, the regret actually tends to the optimal one for any  $\mu \in (0, 1)$ . This can be easily seen from the Stirling approximation of the function  $h(b)$  that gives an asymptotic regret<sup>2</sup> of  $\sim \frac{1}{2} \ln \frac{\pi t}{2}$ , that is exactly the asymptotic minimax regret [Ordentlich and Cover, 1998]. The possibility to achieve the minimax regret is given from excluding the values of  $\mu = 0$  and  $\mu = 1$ . However, other choices are still possible! In fact, we could choose the prior based on  $\mu$ . This might seem an odd choice but it is perfectly legal. Indeed, even the current algorithm uses the knowledge of  $\mu$  in deciding the interval of the betting fraction.

**A different reduction to portfolio selection?** The reduction we present in Section 5.1 does not seem the only possible one. For example, another possible reduction is setting the market gains as  $w_1 = 1 + c \min(\frac{1}{1-m}, \frac{1}{m})$  and  $w_2 = 1 - c \min(\frac{1}{1-m}, \frac{1}{m})$ . This results in a coin-betting algorithm that bets a fraction of money between  $[-\min(\frac{1}{1-m}, \frac{1}{m}), \min(\frac{1}{1-m}, \frac{1}{m})]$ . This seems a worse choice because it does not use the entire allowed range of bets as the reduction in Lemma 1. However, it does have an advantage: When the number of samples goes to infinity and the betting fraction goes to zero, this maps to the portfolio allocation of [0.5, 0.5] for any  $\mu$ . These two observations suggests that this scheme might perform worse for small number of samples, when the optimal betting fraction can be very far from 0, and preliminary experiments confirm this intuition. On the other hand, it opens the possibility to design a prior that gives less regret to the specific portfolio allocation of [0.5, 0.5]. On the contrary, Lemma 1 requires a prior that induces a regret almost equal for all possible portfolio allocations.

**Running Universal Portfolio?** One might wonder why we need to lower bound the wealth of the universal portfolio algorithm, through an upper bound to its regret, instead of just running it. Indeed, universal portfolio with two stocks has an easy to implement algorithm whose complexity per step is linear in the number of the received samples [Cover and Ordentlich, 1996]. However, there is still the problem to prove that the confidence sequences obtained by the regret of universal portfolio are intervals. Moreover, we did compare empirically the confidence sequences obtained by the PRECiSE and by running directly universal portfolio and the differences are very minor.

## Acknowledgments

FO is partly supported by the National Science Foundation under grant no. 2046096 “CAREER: Parameter-free Optimization Algorithms for Machine Learning”.

## References

J. D. Abernethy, E. Hazan, and A. Rakhlin. Competing in the dark: An efficient algorithm for bandit linear optimization. In R. A. Servedio and T. Zhang, editors, *Proc. of Conference on Learning Theory*, pages 263–274. Omnipress, 2008.

---

<sup>2</sup>We denote by  $f(t) \sim g(t)$  the fact that  $\lim_{t \rightarrow +\infty} f(t)/g(t) = 1$ .



- J.-Y. Audibert, R. Munos, and C. Szepesvári. Exploration-exploitation tradeoff using variance estimates in multi-armed bandits. *Theoretical Computer Science*, 410(19):1876–1902, 2009.
- N. Cesa-Bianchi and G. Lugosi. *Prediction, learning, and games*. Cambridge University Press, 2006.
- T. M. Cover. Universal portfolios. *Mathematical Finance*, pages 1–29, 1991.
- T. M. Cover. *Elements of information theory*. John Wiley & Sons, 1999.
- T. M. Cover and E. Ordentlich. Universal portfolios with side information. *IEEE Transactions on Information Theory*, 42(2):348–363, 1996.
- A. Cutkosky and K. Boahen. Online learning without prior information. In *Proc. of the Conference on Learning Theory*, volume 65 of *Proc. of Machine Learning Research*, pages 643–677, Amsterdam, Netherlands, 07–10 Jul 2017. PMLR.
- A. Cutkosky and F. Orabona. Black-box reductions for parameter-free online learning in Banach spaces. In *Proc. of the Conference on Learning Theory*, 2018.
- D. A. Darling and H. Robbins. Iterated logarithm inequalities. *Proceedings of the National Academy of Sciences of the United States of America*, 57(5):1188, 1967.
- X. Fan, I. Grama, and Q. Liu. Exponential inequalities for martingales with applications. *Electronic Journal of Probability*, 20:1–22, 2015.
- M. Feder, N. Merhav, and M. Gutman. Universal prediction of individual sequences. *IEEE transactions on Information Theory*, 38(4):1258–1270, 1992.
- Y. Freund. Predicting a binary sequence almost as well as the optimal biased coin. In *Proc. of the Conference on Computational learning theory*, pages 89–98, 1996.
- P. Grünwald, R. de Heide, and W. M. Koolen. Safe testing. In *2020 Information Theory and Applications Workshop (ITA)*, pages 1–54. IEEE, 2020.
- D. Haussler and A. Barron. How well do Bayes methods work for on-line prediction of  $\{\pm 1\}$  values. In *Proceedings of the Third NEC Symposium on Computation and Cognition*. SIAM, 1992.
- D. Haussler, J. Kivinen, and M. K. Warmuth. Sequential prediction of individual sequences under general loss functions. *IEEE Transactions on Information Theory*, 44(5):1906–1925, 1998.
- E. Hazan and S. Kale. Extracting certainty from uncertainty: Regret bounded by variation in costs. In *Proc. of the Conference on Learning Theory*, 2008.
- S. R. Howard, A. Ramdas, J. McAuliffe, and J. Sekhon. Time-uniform, nonparametric, nonasymptotic confidence sequences. *The Annals of Statistics*, 49(2):1055–1080, 2021.
- K.-S. Jun and F. Orabona. Parameter-free online convex optimization with sub-exponential noise. In *Proc. of the Conference on Learning Theory*, 2019.
- A. T. Kalai and S. Vempala. Efficient algorithms for universal portfolios. *Journal of Machine Learning Research*, pages 423–440, 2002.
- J. L. Kelly, jr. A new interpretation of information rate. *IRE Transactions on Information Theory*, 2(3):185–189, 1956.
- M. Kumon, A. Takemura, and K. Takeuchi. Capital process and optimality properties of a Bayesian Skeptic in coin-tossing games. *Stochastic Analysis and Applications*, 26(6):1161–1180, 2008.

- M. Kumon, A. Takemura, and K. Takeuchi. Sequential optimizing strategy in multi-dimensional bounded forecasting games. *Stochastic Processes and their Applications*, 121(1):155–183, 2011.
- A. Maurer and M. Pontil. Empirical Bernstein bounds and sample variance penalization. In *Proc. of the Conference on Learning Theory*, 2009.
- Z. Mhammedi and W. M Koolen. Lipschitz and comparator-norm adaptivity in online learning. In *Conference on Learning Theory*, pages 2858–2887. PMLR, 2020.
- F. Orabona. Dimension-free exponentiated gradient. In *Advances in Neural Information Processing Systems 26*, pages 1806–1814. Curran Associates, Inc., 2013.
- F. Orabona. A modern introduction to online learning. *arXiv preprint arXiv:1912.13213*, 2019.
- F. Orabona and D. Pál. Coin betting and parameter-free online learning. In D. D. Lee, M. Sugiyama, U. V. Luxburg, I. Guyon, and R. Garnett, editors, *Advances in Neural Information Processing Systems 29*, pages 577–585. Curran Associates, Inc., 2016.
- E. Ordentlich and T. M. Cover. The cost of achieving the best portfolio in hindsight. *Mathematics of Operations Research*, 23(4):960–982, 1998.
- A. Rakhlin and K. Sridharan. On equivalence of martingale tail bounds and deterministic regret inequalities. In *Proc. of the Conference On Learning Theory*, pages 1704–1722, 2017.
- G. Shafer. Testing by betting: A strategy for statistical and scientific communication. *Journal of the Royal Statistical Society: Series A (Statistics in Society)*, 184(2):407–431, 2021.
- G. Shafer and V. Vovk. *Probability and finance: it’s only a game!* John Wiley & Sons, 2001.
- G. Shafer and V. Vovk. *Game-Theoretic Foundations for Probability and Finance*, volume 455. John Wiley & Sons, 2019.
- G. Shafer, A. Shen, N. Vereshchagin, and V. Vovk. Test martingales, Bayes factors and  $p$ -values. *Statistical Science*, 26(1):84–101, 2011.
- S. Shalev-Shwartz. *Online Learning: Theory, Algorithms, and Applications*. PhD thesis, The Hebrew University, 2007.
- Y. M. Shtar’kov. Universal sequential coding of single messages. *Problemy Peredachi Informatsii*, 23(3):3–17, 1987.
- D. van der Hoeven. User-specified local differential privacy in unconstrained adaptive online learning. In H. Wallach, H. Larochelle, A. Beygelzimer, F. d’Alché Buc, E. Fox, and R. Garnett, editors, *Advances in Neural Information Processing Systems*, volume 32. Curran Associates, Inc., 2019.
- J. Ville. *Étude critique de la notion de collectif*. 1939.
- V. Vovk. Hoeffding’s inequality in game-theoretic probability. *arXiv preprint arXiv:0708.2502*, 2007.
- V. Vovk and C. Watkins. Universal portfolio selection. In *Proc. of the Conference on Computational Learning Theory*, pages 12–23, 1998.
- V. G. Vovk. Aggregating strategies. *Proc. of the Conference on Computational Learning Theory*, pages 371–386, 1990.
- I. Waudby-Smith and A. Ramdas. Estimating means of bounded random variables by betting. *arXiv preprint arXiv:2010.09686*, 2021.