


Background of radio photons from primordial black holes

Shikhar Mittal * and Girish Kulkarni †

Tata Institute of Fundamental Research, Homi Bhabha Road, Mumbai 400005, India

Accepted . Received ; in original form

ABSTRACT

We compute the isotropic radiation background due to Hawking emission from primordial black holes (PBHs), and examine if this background is a viable option in explaining the excess radiowave background observed by the ARCADE2 and LWA1 experiments at $\lesssim 1$ GHz. We find that even under the extreme assumption that all of the dark matter is in the form of PBHs, the radio brightness temperature induced by Hawking evaporation of PBHs is $\mathcal{O}(10^{-46})$ K, highly subdominant compared to the cosmic microwave background. The main reason for this is that for PBHs in the mass range $\sim 10^{12}$ – 10^{14} kg, which can be constrained by Hawking emission, the spectrum peaks at 10^7 to 10^5 eV. As the Hawking spectrum is power law suppressed towards lower energies, negligible flux of μ eV photons is obtained. The peak of the Hawking spectrum shifts to lower energies for higher masses, but the number density is low and so is the specific intensity. Because Hawking emission from PBHs is thus unable to explain the observed excess radio background, we also consider the alternative possibility of radio emission from gas accretion onto supermassive PBHs. These PBHs can readily produce strong radio emission that could easily explain the ARCADE2/LWA1 excess.

Key words: radiative transfer – cosmic background radiation – cosmology: theory.

1 INTRODUCTION

The anomalous 21-cm signal observed by the Experiment to Detect the Global Epoch of reionization Signal (EDGES) collaboration requires a strong Lyman- α background (Mittal & Kulkarni 2020) along with either excess cooling of the intergalactic medium (see, e.g., Barkana 2018) or an excess radio background (see, e.g., Feng & Holder 2018). In our previous work (Mittal et al. 2021) we incorporated the excess radio background (ERB) – above the standard cosmic microwave background (CMB) – first observed by Absolute Radiometer for Cosmology, Astrophysics and Diffuse Emission (ARCADE2, Fixsen et al. 2011) and later confirmed by Long Wavelength Array (LWA1, Dowell & Taylor 2018). While the origin of this background is not yet understood (Singal et al. 2018), several candidates that could produce an ERB have been proposed, such as accreting astrophysical black holes (Ewall-Wice et al. 2018, 2019), bright luminous galaxies (Mirocha & Furlanetto 2019), annihilating axion-like dark matter particles (Fraser et al. 2018) or dark photons (Pospelov et al. 2018), superconducting cosmic strings (Brandenberger et al. 2019; Thériault et al. 2021), supernova explosion of Population III stars (Jana et al. 2018) and radiative decay of relic neutrinos to sterile neutrinos (Chianese et al. 2019).

In this work we explore the possibility of whether the ERB could have originated from light non-rotating and uncharged evaporating primordial black holes (PBHs). For this assess-

ment we calculate the specific intensity of very low energy (frequencies ~ 1 GHz) photons from PBHs of representative mass $\sim 10^{14}$ and 10^{25} kg. The former case is interesting as PBHs of mass $\sim 10^{14}$ kg can actually be constrained as dark matter candidate via non-observation of their Hawking-evaporated products (Carr et al. 2010; Boudaud & Cirelli 2019; DeRocco & Graham 2019; Laha 2019; Arbey et al. 2020; Ballesteros et al. 2020; Laha et al. 2020; Dasgupta et al. 2020; Coogan et al. 2021; Iguaz et al. 2021; Cai et al. 2021), by observation from upcoming X-ray, gamma-ray, gravitational-wave experiments (Ray et al. 2021; Wang et al. 2021; Calabrese et al. 2021; De Romeri et al. 2021; Ghosh et al. 2021) or their effect on the thermal properties of the intergalactic medium (Clark et al. 2017; Stöcker et al. 2018; Acharya & Khatri 2020; Chan & Lee 2020; Cang et al. 2021; Kim 2021; Laha et al. 2021; Dutta et al. 2021). The latter mass is not constrained by evaporation but via lensing effects such as those reported by Subaru Hyper Suprime-Cam (HSC, Niikura et al. 2019a; Smyth et al. 2020), Kepler satellite (Griest et al. 2013, 2014), Optical Gravitational Lensing Experiment (OGLE, Niikura et al. 2019b), Expérience de Recherche d’Objets Sombres (EROS, Tisserand et al. 2007), Massive Compact Halo Object (MACHO, Alcock et al. 2001), Icarus (Oguri et al. 2018) and type Ia supernovae (Zumalacárregui & Seljak 2018). It is an interesting case to study because its Hawking emission peaks near the energy of a 21-cm photon.

This paper is organized as follows. In section 2 we present our computation of the specific intensity due to evaporating and accreting PBHs. We then discuss our results in section 3, and conclude in 4. Our cosmological parameters are $\Omega_m = 0.315$, $\Omega_b = 0.049$, $\Omega_\Lambda = 0.685$, $h = 0.674$ and

* E-mail: shikhar.mittal@tifr.res.in

† E-mail: kulkarni@theory.tifr.res.in

$T_{\text{cmb}} = 2.725 \text{ K}$ (Fixsen 2009; Planck Collaboration 2020), where T_{cmb} is the CMB temperature measured today.

2 PBH RADIO BACKGROUNDS

The basic equation required to calculate the isotropic background radiation is

$$J(E) = \frac{c}{4\pi} u(E), \quad (1)$$

where c is the speed of light, u is specific energy density (energy per unit volume per unit energy) and J is the solid-angle-averaged specific intensity (energy per unit area per unit time per unit energy per unit solid angle). Specific energy density measured at a time t is obtained by adding all the energy emitted previously since a time t_0 . Thus,

$$u[E(t)] = \int_{t_0}^t \epsilon[E(t')] dt', \quad (2)$$

where ϵ is the comoving emissivity (energy per unit comoving volume per unit time per unit energy). Note that we have explicitly shown time dependence on E as the energy collected by time t from earlier times may be redshifted. Also, in writing equation (2) we have assumed that photons propagate freely for $t > t_0$ so that there is no attenuation/absorption factor commonly written as $e^{-\tau}$, where τ is the optical depth.

We will apply our formalism first to evaporating PBHs and then to accreting PBHs.

2.1 Evaporating PBHs

Assuming that PBHs are uniformly distributed in space the emissivity can be written as

$$\epsilon_{\text{eva}}(E) = \int \mathcal{N}(M) \cdot E \cdot F_M(E) dM, \quad (3)$$

where the instantaneous spectrum of photons (only primary) from Hawking radiation is (in units of energy inverse and time inverse) (Hawking 1975; Page 1976a,b; MacGibbon & Webber 1990; MacGibbon 1991; MacGibbon et al. 2008)

$$F_M(E) = \left(\frac{d\dot{N}_\gamma}{dE} \right)_M = \frac{1}{h_P} \frac{\Gamma_\gamma}{e^{\beta E} - 1}, \quad (4)$$

where h_P is Planck's constant, $\beta = (k_B T)^{-1}$ and Γ_γ is the greybody factor for photons. The temperature of a black hole of mass M is

$$T = \frac{h_P c^3}{16\pi^2 k_B G_N M} \equiv 1.06 \left(\frac{10^{10} \text{ kg}}{M} \right) \text{ GeV}, \quad (5)$$

where G_N is Newton's constant and k_B is Boltzmann constant. We obtain F_M from publicly available C code `BlackHawk`¹ (Arbey & Auffinger 2019). The comoving number density of black holes of masses between M and $M + dM$ is $\mathcal{N} dM$, which we discuss later.

Let us calculate J as a function of energy E that will be measured today ($z = 0$). Using equations (1), (2) and (3)

we get (Carr et al. 2010; Ballesteros et al. 2020; Arbey et al. 2020)

$$J_{\text{eva}}(E) = \frac{c}{4\pi} \int_0^{z_0} \int \mathcal{N}(M) \cdot E \cdot (1+z') \cdot F_M[E \cdot (1+z')] \times dM \left| \frac{dt'}{dz'} \right| dz', \quad (6)$$

where z_0 is the redshift corresponding to the epoch beyond which the photons are expected to stream freely. We choose $1 + z_0 \sim 1000$ corresponding to last scattering of the CMB (Arbey et al. 2020). For a measurement at any other epoch, one could just replace the two $(1+z')$ factors by $(1+z')/(1+z)$ and have the lower limit as z instead of 0 in the z integral. In writing equation (6) we have made another simplifying assumption that the decrement in mass of black holes due to evaporation can be neglected (good enough for BHs of mass greater than 10^{12} kg).

We first write a general formula of J , i.e., for an extended mass distribution of black holes (Carr et al. 2017). Let the mass function be denoted by dn/dM , which has the dimensions of volume inverse and mass inverse. It can be normalised under the 'extreme' assumption that all of the dark matter is in the form of PBHs, so that

$$A \int_{M_{\text{min}}}^{M_{\text{max}}} M \frac{dn}{dM} dM = \rho_{\text{dm}}, \quad (7)$$

where ρ_{dm} is the dark matter density today and A is the normalisation constant. We can also define a probability function as

$$\psi(M) = \frac{A}{\rho_{\text{dm}}} M \frac{dn}{dM}, \quad (8)$$

where $\psi(M) dM$ can be interpreted as the probability for a black hole to have a mass between M and $M + dM$. For the special case of a monochromatic distribution (MCD), i.e., no spread in the masses or in other words all the black holes are of the same mass M_0 , we have

$$\psi(M) = \delta(M - M_0). \quad (9)$$

We now write the normalised mass function (in units of volume inverse and mass inverse) of black holes required in equation (6) as

$$\mathcal{N}(M) = \frac{\rho_{\text{dm}}}{M} \psi(M). \quad (10)$$

Using equations (6) and (10) we finally get the generalised expression for the specific intensity of primary photons, propagating freely since the time of emission from the evaporating PBHs, measured today

$$J_{\text{eva}}(E) = \frac{c}{4\pi} \rho_{\text{dm}} E \int_0^{z_0} \int_{M_{\text{min}}}^{M_{\text{max}}} \frac{1}{M} F_M[E(1+z')] \times \psi(M) dM \frac{dz'}{H(z')}, \quad (11)$$

where $H(z)$ is the Hubble function. For low energies, we can use Rayleigh–Jeans limit to also define a radio brightness temperature corresponding to the above specific intensity. Thus,

$$T_b(E) \equiv \frac{h_P^3 c^2 J(E)}{2k_B E^2}, \quad (12)$$

which is applicable when J is expressed in units of energy per

¹ <https://blackhawk.hepforge.org/>

unit time per unit area per unit solid angle per unit energy. This temperature may be used as an excess background in order to enhance the 21-cm signal.

2.1.1 Analytical Estimate for Low-Mass PBHs

Here we develop the formalism for the special case of ultralight PBHs, such as of mass $M = 10^{14}$ kg. For very low energies the greybody factor for photons is (MacGibbon & Webber 1990)

$$\Gamma_\gamma \sim \frac{1024\pi^4}{3} \left(\frac{G_N M E}{h_P c^3} \right)^4. \quad (13)$$

The number flux, equation (4), for low energy limit becomes

$$F_M(E) \approx \frac{1}{h_P} \frac{1024\pi^4}{3} \left(\frac{G_N M E}{h_P c^3} \right)^4 \left(\frac{k_B T}{E} \right), \quad (14)$$

where we used $(1 + \beta E)$ for $e^{\beta E}$. For a 10^{14} kg PBH the peak energy is ~ 100 keV (see equation 5) whereas we are interested in energies $\sim \mu\text{eV}$. Thus, we are in the regime of $E \ll k_B T$ where the exponential can be Taylor expanded to first order.

For MCD of black holes of mass M , equation (11) reduces to

$$J_{\text{eva}}(E) = \frac{c}{4\pi} \rho_{\text{dm}} \frac{E}{M} \int_0^{z_0} F_M[E(1+z')] \frac{dz'}{H(z')}. \quad (15)$$

Using equations (5), (12), (14) and (15) we get

$$T_b(E) = \frac{8\pi}{3} \frac{G_N^3 M^2 E^2}{k_B h_P c^6} \rho_{\text{dm}} \int_0^{z_0} \frac{(1+z')^3}{H(z')} dz'. \quad (16)$$

Putting $\rho_{\text{dm}} = 3H_0^2 \Omega_{\text{dm}} / (8\pi G_N)$, where $\Omega_{\text{dm}} = \Omega_{\text{m}} - \Omega_{\text{b}}$, and assuming a matter dominated universe for $z' \leq z_0$ we get

$$T_b(E) \approx \frac{2}{5} \frac{G_N^2 M^2 E^2}{k_B h_P c^6} \frac{\Omega_{\text{dm}}}{\sqrt{\Omega_{\text{m}}}} H_0 (1+z_0)^{5/2}. \quad (17)$$

2.2 Accreting PBHs

Accretion of matter onto supermassive black holes is thought to power the active galactic nuclei (AGN). The non-thermal luminosity of these objects span a broad range of frequency bands including radio. Several mechanisms have been proposed to explain the radio output, such as synchrotron emission by relativistic jets (Begelman et al. 1984; Panessa et al. 2019). Observations imply that for optically thin regime, sources for synchrotron emission give rise to power law form for specific intensity with spectral index ~ -0.6 , i.e., $J(\nu) \propto \nu^{-0.6}$ (Ishibashi & Courvoisier 2011). In terms of brightness temperature this is equivalent to saying $T_b \propto \nu^{-2.6}$, which is same as the index for ERB reported by ARCADE2/LWA1 (Fixsen et al. 2011; Dowell & Taylor 2018). This makes radio emitting supermassive black holes well-motivated candidates for our purpose. It has been briefly discussed for PBHs by Hasinger (2020). In works by Ewall-Wice et al. (2018) radio emission was considered from accreting astrophysical black holes.

We construct the comoving radio emissivity as comoving number density of PBHs times specific luminosity (luminosity per unit frequency), i.e.,

$$\epsilon_{\text{acc}}(\nu) = n l_{\text{R}}(\nu), \quad (18)$$

The specific luminosity can be estimated by the fundamental plane of black hole activity which connects specific radio luminosity to luminosity in X-ray band and black hole mass (e.g. Merloni et al. 2003; Wang et al. 2006). If L_X represents the total X-ray luminosity in 0.1–2.4 keV band then (Wang et al. 2006)

$$\log_{10} \left(\frac{\nu l_{\text{R}}}{L_E} \right) \Big|_{\nu=1.4 \text{ GHz}} = 0.86 \log_{10} \left(\frac{L_X}{L_E} \right) - 5.08, \quad (19)$$

where $L_E = 1.26 \times 10^{31} M/M_\odot \text{W}$ is the Eddington luminosity. Given that the synchrotron radio emission follows a power law with index -0.6 , the general specific radio luminosity in the vicinity of $\nu = 1.4$ GHz can be written as

$$l_{\text{R}}(\nu) = \left(\frac{\nu}{1.4 \text{ GHz}} \right)^{-0.6} l_{\text{R}}(\nu = 1.4 \text{ GHz}). \quad (20)$$

Without going into the details of accretion mechanism which gives rise to luminosity, we simply write L_X as $f_X \lambda L_E$, where λ is the Eddington ratio (ratio of bolometric to Eddington luminosity) and f_X is the ratio of L_X to bolometric luminosity.

Putting everything together we get the radio emissivity due to accreting PBHs as

$$\epsilon_{\text{acc}}(E) = 5.65 \times 10^{19} f_{\text{duty}} (f_X \lambda)^{0.86} \left(\frac{f_{\text{pbh}} \rho_{\text{dm}}}{1 \text{ kg m}^{-3}} \right) \times \left(\frac{E}{5.79 \mu\text{eV}} \right)^{-0.6} \text{ s}^{-1} \text{ m}^{-3}, \quad (21)$$

where we converted specific luminosities from per unit frequency basis to per unit energy basis and used $f_{\text{pbh}} \rho_{\text{dm}} / M$ for the number density of PBHs of mass M . We have also inserted a duty cycle, which is the probability that a black hole is active at a particular time. We suppress the emissivity's z dependence as we do not account for any explicit redshift dependence on the right hand side.

The emissivity in equation (21) appears to be independent of PBH mass but the dependence is actually encoded in the Eddington ratio, the duty cycle (e.g., Shankar et al. 2008; Raimundo & Fabian 2009), and the f_{pbh} . In this work we take $f_{\text{duty}} = 10^{-2}$, $\lambda = 0.1$ (typical of supermassive black holes) (Shankar et al. 2008) and $f_X = 0.1$. PBHs in mass range 10^5 – $10^{12} M_\odot$ are constrained by dynamical effects. We adopt the strongest limit for, say a $10^8 M_\odot$ PBH, which is about $f_{\text{pbh}} \sim 10^{-4}$ (Carr & Sakellariadou 1999; Carr & Silk 2018; Carr & Kühnel 2020).

The specific intensity due to the emissivity given in equation (21) is (Ewall-Wice et al. 2018)

$$J_{\text{acc}}(E, z) = \frac{c}{4\pi} (1+z)^3 \int_z^\infty \frac{\epsilon_{\text{acc}}(E')}{1+z'} \frac{dz'}{H(z')}, \quad (22)$$

where $E' = E(1+z)/(1+z)$. Since we are interested in observations made today, we will put $z = 0$ for our results.

3 RESULTS AND DISCUSSION

We discuss three cases: primordial black holes of masses 10^{14} kg, 10^{25} kg and supermassive of the order of $10^8 M_\odot$. We will always assume that the distribution is monochromatic. First two masses are for evaporating case and the last is for accreting case. For the demonstration purpose we will evaluate our results at the energy corresponding to wavelength (frequency) 21 cm (1.42 GHz), $E_{21\text{cm}} = 5.9 \mu\text{eV}$.

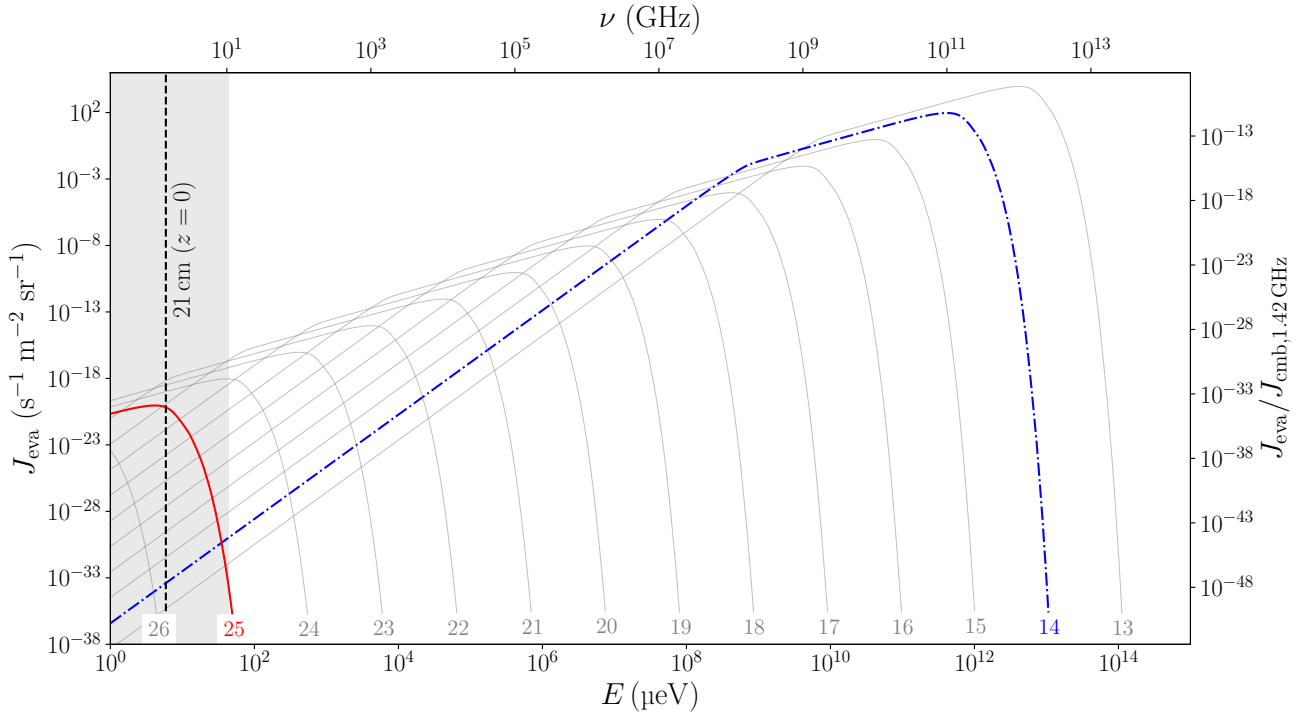


Figure 1. Specific intensity of a background produced by a uniform distribution of 10^{14} (dash-dotted blue) and 10^{25} kg (solid red) PBHs. The grey shaded region roughly covers the frequency range over which an ERB has been seen (Dowell & Taylor 2018). For illustration we have compared the specific intensity with that of CMB at $E_{21\text{cm}} = 5.9 \mu\text{eV}$ which is $J_{\text{cmb}}(E_{21\text{cm}}) = 2.53 \times 10^{12} \text{ s}^{-1} \text{ m}^{-2} \text{ sr}^{-1}$. For lower masses the dash-dotted blue curve would shift rightwards. Similarly for heavier black holes the solid red curve would go leftwards. In both the cases $J_{\text{eva}}(E_{21\text{cm}})$ would be even smaller. For comparison we have shown the results for various other masses by grey lines. The labels show $\log_{10}(M/\text{kg})$.

3.1 PBHs of mass 10^{14} kg

Let us consider a MCD of black holes of mass 10^{14} kg, for which, as mentioned earlier, the photon spectrum peaks at ~ 100 keV, which falls towards far right of the energy we are interested in. The Hawking spectrum is power law suppressed on the left of its peak so we expect very small numbers. The calculation discussed in section 2.1.1 is applicable for this mass. Using equation (17) we get

$$T_{\text{b}}(E_{21\text{cm}}) = 0.78 \times 10^{-46} \text{ K}. \quad (23)$$

Note that this estimate agrees reasonably with a more sophisticated numerical calculation using `BlackHawk`, which gives $T_{\text{b}}(E_{21\text{cm}}) = 4.25 \times 10^{-46} \text{ K}$. In terms of specific intensity we get

$$J_{\text{eva}}(E_{21\text{cm}}) = 4.01 \times 10^{-34} \text{ s}^{-1} \text{ m}^{-2} \text{ sr}^{-1}. \quad (24)$$

Compare this with specific intensity of CMB, which is just given by a blackbody form,

$$J_{\text{cmb}}(E) = \frac{2}{h_{\text{p}}^3 c^2} \frac{E^3}{e^{E/k_{\text{B}} T_{\text{cmb}}} - 1}. \quad (25)$$

At $E = E_{21\text{cm}}$ and $z = 0$ we get

$$J_{\text{cmb}}(E_{21\text{cm}}) = 2.53 \times 10^{12} \text{ s}^{-1} \text{ m}^{-2} \text{ sr}^{-1}. \quad (26)$$

Figure 1 depicts this graphically. For the lower masses considered in our previous work (Mittal et al. 2021), specific intensity or the brightness temperature will be even smaller as evident from equation (17).

3.2 PBHs of mass 10^{25} kg

Usually masses in range $\sim 10^{12}$ – 10^{14} kg are constrained via their evaporated products. For higher masses it becomes irrelevant since mass loss rate is inversely proportional to mass squared. However, heavier PBHs maybe an interesting case because for some mass the primary photon emission could peak at $E_{21\text{cm}}$. In general, for black hole temperature T , peak occurs at $5.77 k_{\text{B}} T$ (MacGibbon et al. 2008) which can be used to estimate the corresponding mass as follows

$$5.77 \times 1.06 \left(\frac{10^{10} \text{ kg}}{M} \right) = 5.9 \times 10^{-15}, \quad (27)$$

giving $M \approx 10^{25}$ kg or $5 \times 10^{-6} M_{\odot}$. The strongest constraint on this PBH seems to stem from microlensing measurements using Subaru/HSC (Niikura et al. 2019a; Smyth et al. 2020), which sets the limit to $f_{\text{pbh}} \lesssim 0.1$. However, we will still assume this to be 1 as in previous case, in order to consider an extreme-case scenario.

Because we are near the peak, the greybody factor estimate in equation (13), and hence equation (17), is not applicable. We take the help of `BlackHawk` and find that for this mass we get

$$J_{\text{eva}}(E_{21\text{cm}}) = 6.74 \times 10^{-21} \text{ s}^{-1} \text{ m}^{-2} \text{ sr}^{-1}, \quad (28)$$

and the corresponding brightness temperature is

$$T_{\text{b}}(E_{21\text{cm}}) = 7.18 \times 10^{-33} \text{ K}. \quad (29)$$

This is roughly 13 orders of magnitude higher than the result for 10^{14} kg PBH, but it still is negligible in comparison to CMB. Even though the peak is near $E_{21\text{cm}}$, the number of such heavy PBHs is greatly reduced. We again see that we do not get an appreciable intensity. In figure 1 we show our results for mass 10^{25} kg by the solid red line. If we considered a mass higher than 10^{25} kg, the peak would be leftwards of $E = E_{21\text{cm}}$ and the specific intensity would be exponentially suppressed (see equation 4).

We see that the primary emission from non-rotating monochromatic distributed PBHs of any mass do not produce an appreciable low energy photon background. Rotating PBHs evaporate more strongly compared to non-rotating ones (Chandrasekhar & Detweiler 1977; Taylor et al. 1998) but still not enough to cover 30 to 40 orders of magnitude. We can also consider extended mass distribution of PBHs, such as that motivated by Press & Schechter (1974) form for dark matter haloes which is based on the spherical gravitational collapse in density perturbations (Young & Musso 2020; Sureda et al. 2021). As an example, when the mass function is normalised to ρ_{dm} between masses $M_{\text{min}} = 10^{12}$ kg and $M_{\text{max}} = 9 \times 10^{16}$ kg – a range in which Press–Schechter form resembles a power law – we get $T_{\text{b}}(E_{21\text{cm}}) \sim 10^{-31}$ K. Thus, even for broad mass distributions like Press–Schechter form, we end up with the same conclusion as for MCD. Also note that in our results until now we assumed $f_{\text{pbh}} = 1$, but with stronger limits our background will be even smaller, precisely by a factor of f_{pbh} .

An important point to note is that for low energies the secondary spectra for Hawking emission may become important due to hadronisation of primary particles (MacGibbon & Webber 1990; MacGibbon 1991; Carr et al. 2010; Coogan et al. 2021). However, we have not taken it into account. The secondary photons result either because of annihilation of oppositely charged particles (chiefly e^{\pm} , μ^{\pm} , π^{\pm}) or decay of unstable primary particles (μ^{\pm} , $\pi^{0,\pm}$). Recently, the code `BlackHawk` was updated to calculate the secondary spectra to energies as low as ~ 1 keV (Arbey & Auffinger 2021), which still is 9 orders of magnitude higher than the energy of our interest. Calculation of the secondary spectra is beyond the scope of this work and we leave it for future study.

3.3 Supermassive PBHs

It is clear that as far as primary Hawking emission is concerned, PBHs play no role at radio wavelengths. However, accretion onto heavier PBHs as dark matter candidate may contribute to radio emission as we will see here. Applying equation (22) at $E = E_{21\text{cm}}$ and $z = 0$ we get

$$J_{\text{acc}}(E_{21\text{cm}}) = 1.7 \times 10^{10} \text{ m}^{-2} \text{ s}^{-1} \text{ sr}^{-1}, \quad (30)$$

which can be scaled to other energies by the factor $(E/E_{21\text{cm}})^{-0.6}$. Using equation (12) we get the radio brightness temperature due to accreting PBHs to be

$$T_{\text{b}}(E_{21\text{cm}}) \approx 0.02 \text{ K}. \quad (31)$$

Compare the above result (which is 5 per cent) with the upper limit set by LWA1, which when extrapolated to $E = E_{21\text{cm}}$ gives ~ 0.5 K. It is easy to see that with a slight readjustments in the empirical factors we can even explain the full LWA1 ERB (shown by dotted blue line in figure 2). Quantitatively, we would need to increase the product $f_{\text{duty}}(f_{\text{X}}\lambda)^{0.86}f_{\text{pbh}}$ by

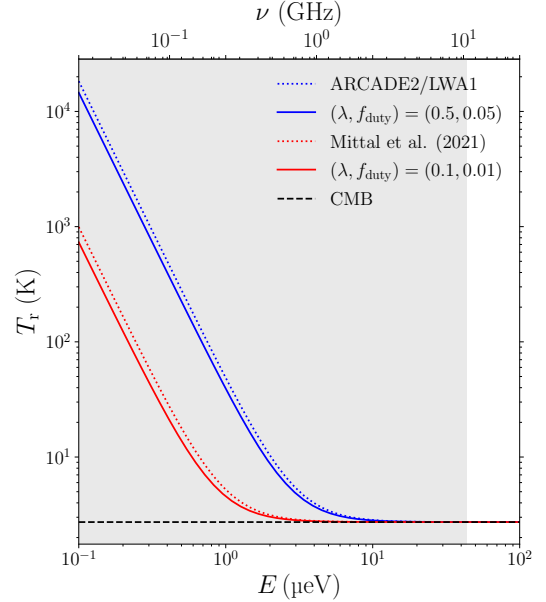


Figure 2. The net background temperature ($T_{\text{r}} = T_{\text{b}} + T_{\text{cmb}}$) generated by radio emission due to accretion onto supermassive PBHs. For $\lambda = 0.1$, $f_{\text{X}} = 0.1$, $f_{\text{duty}} = 10^{-2}$ and $f_{\text{pbh}} = 10^{-4}$ (solid red) we can easily explain the ERB required (dotted red) to explain the amplitude of the EDGES measurement of the global cosmological 21-cm signal. However, the actual excess observed which is ~ 20 times larger (dotted blue) can also be explained with $\lambda = 0.5$ and $f_{\text{duty}} = 5 \times 10^{-2}$ (other two parameters being the same). The CMB temperature is shown in dashed black for reference. The grey shaded region roughly covers the frequency range over which an ERB has been seen (Dowell & Taylor 2018).

a factor of 20, which can be done using $f_{\text{duty}} = 5 \times 10^{-2}$ and $\lambda = 0.5$ (result shown by solid blue).

In figure 2 we show the net background temperature, i.e., $T_{\text{r}} = T_{\text{b}} + T_{\text{cmb}}$ at $z = 0$ as a function of photon energy for our chosen parameters by the solid red line. We compare this with the 5 per cent – as inferred by Mittal et al. (2021) to explain the EDGES result when X-ray heating is included – of the LWA1 limit shown by the dotted red line. Also shown for reference is the CMB temperature by the dashed black line.

We have shown that radio emission due to accretion can explain the LWA1 ERB and hence possibly the EDGES 21-cm signal (however, see Sharma 2018). Previously, accreting PBHs have been constrained by their heating effect on baryons (Hektor et al. 2018; Mena et al. 2019; Yang 2021b,a). However, a more consistent analysis would include both, heating and background enhancement for the 21-cm signal (such as Ewall-Wice et al. 2019, although for astrophysical BHs). Given the observational data it may be possible to obtain proper constraints on the properties of accreting PBHs.

4 CONCLUSION

We studied the specific intensity and the corresponding radio brightness temperature of primary photons from evaporating primordial black holes (PBHs), with representative masses

of 10^{14} and 10^{25} kg. The smaller of these values is the highest mass that can be constrained by its Hawking evaporated products, while the higher value is of interest because its Hawking spectrum peaks at the energy corresponding to a 21-cm photon. The brightness temperature values today for these masses in a monochromatic distribution assuming all dark matter is composed of PBHs ($f_{\text{pbh}} = 1$) are $\sim 10^{-46}$ K and $\sim 10^{-33}$ K, respectively, at an energy of $E_{21\text{cm}} = 5.9 \mu\text{eV}$. In both the cases this is extremely small compared to cosmic microwave background temperature measured today. Our main conclusion is that primary photons from evaporating PBHs cannot explain the excess radio background such as that observed by LWA1. An alternative scenario in which radiation is produced due to gas accretion on supermassive PBHs does potentially work, however, and could readily explain the observed excess.

ACKNOWLEDGMENT

We thank Basudeb Dasgupta, Nishita Desai and Anupam Ray for useful discussions. GK gratefully acknowledges support by the Max Planck Society via a partner group grant. GK is also partly supported by the Department of Atomic Energy (Government of India) research project with Project Identification Number RTI 4002.

DATA AVAILABILITY

No new data were generated or analysed in support of this research.

REFERENCES

- Acharya S. K., Khatri R., 2020, *J. Cosmology Astropart. Phys.*, 06, 018
- Alcock C., et al., 2001, *ApJ*, 550, L169
- Arbey A., Auffinger J., 2019, *Eur. Phys. J. C*, 79, 693
- Arbey A., Auffinger J., 2021 ([arXiv:2108.02737](https://arxiv.org/abs/2108.02737))
- Arbey A., Auffinger J., Silk J., 2020, *Phys. Rev. D*, 101, 023010
- Ballesteros G., Coronado-Blázquez J., Gaggero D., 2020, *Phys. Lett. B*, 808, 135624
- Barkana R., 2018, *Nature*, 555, 71
- Begelman M. C., Blandford R. D., Rees M. J., 1984, *Rev. Mod. Phys.*, 56, 255
- Boudaud M., Cirelli M., 2019, *Phys. Rev. Lett.*, 122, 041104
- Brandenberger R., Cyr B., Shi R., 2019, *J. Cosmology Astropart. Phys.*, 2019, 009
- Cai R.-G., Ding Y.-C., Yang X.-Y., Zhou Y.-F., 2021, *J. Cosmology Astropart. Phys.*, 2021, 057
- Calabrese R., Fiorillo D. F. G., Miele G., Morisi S., Palazzo A., 2021 ([arXiv:2106.02492](https://arxiv.org/abs/2106.02492))
- Cang J., Gao Y., Ma Y.-Z., 2021, *J. Cosmology Astropart. Phys.*, 2021, 051
- Carr B., Kühnel F., 2020, *Annu. Rev. Nucl. Part. Sci.*, 70, 355
- Carr B. J., Sakellariadou M., 1999, *ApJ*, 516, 195
- Carr B., Silk J., 2018, *MNRAS*, 478, 3756
- Carr B. J., Kohri K., Sendouda Y., Yokoyama J., 2010, *Phys. Rev. D*, 81, 104019
- Carr B. J., Raidal M., Tenkanen T., Vaskonen V., Veermäe H., 2017, *Phys. Rev. D*, 96, 023514
- Chan M. H., Lee C. M., 2020, *MNRAS*, 497, 1212
- Chandrasekhar S., Detweiler S., 1977, *Proc. R. Soc. A. Math. Phys. Sci.*, 352, 325
- Chianese M., Di Bari P., Farrag K., Samanta R., 2019, *Phys. Lett. B*, 790, 64
- Clark S. J., Dutta B., Gao Y., Strigari L. E., Watson S., 2017, *Phys. Rev. D*, 95, 083006
- Coogan A., Morrison L., Profumo S., 2021, *Phys. Rev. Lett.*, 126, 171101
- Dasgupta B., Laha R., Ray A., 2020, *Phys. Rev. Lett.*, 125, 101101
- De Romeri V., Martínez-Miravé P., Tórtola M., 2021 ([arXiv:2106.05013](https://arxiv.org/abs/2106.05013))
- DeRocco W., Graham P. W., 2019, *Phys. Rev. Lett.*, 123, 251102
- Dowell J., Taylor G. B., 2018, *ApJ*, 858, L9
- Dutta B., Kar A., Strigari L. E., 2021, *J. Cosmology Astropart. Phys.*, 03, 011
- Ewall-Wice A., Chang T.-C., Lazio J., Doré O., Seiffert M., Monsalve R. A., 2018, *ApJ*, 868, 63
- Ewall-Wice A., Chang T.-C., Lazio T. J. W., 2019, *MNRAS*, 492, 6086
- Feng C., Holder G., 2018, *ApJ*, 858, L17
- Fixsen D. J., 2009, *ApJ*, 707, 916
- Fixsen D. J., et al., 2011, *ApJ*, 734, 5
- Fraser S., et al., 2018, *Phys. Lett. B*, 785, 159
- Ghosh D., Sachdeva D., Singh P., 2021 ([arXiv:2110.03333](https://arxiv.org/abs/2110.03333))
- Griest K., Cieplak A. M., Lehner M. J., 2013, *Phys. Rev. Lett.*, 111, 181302
- Griest K., Cieplak A. M., Lehner M. J., 2014, *ApJ*, 786, 158
- Hasinger G., 2020, *J. Cosmology Astropart. Phys.*, 2020, 022
- Hawking S. W., 1975, *Commun. Math. Phys.*, 43, 199
- Hektor A., Hütsi G., Marzola L., Raidal M., Vaskonen V., Veermäe H., 2018, *Phys. Rev. D*, 98, 023503
- Iguaz J., Serpico P. D., Siegert T., 2021, *Phys. Rev. D*, 103, 103025
- Ishibashi W., Courvoisier T. J.-L., 2011, *A&A*, 525, A118
- Jana R., Nath B. B., Biermann P. L., 2018, *MNRAS*, 483, 5329
- Kim H., 2021, *MNRAS*, 504, 5475
- Laha R., 2019, *Phys. Rev. Lett.*, 123, 251101
- Laha R., Muñoz J. B., Slatyer T. R., 2020, *Phys. Rev. D*, 101, 123514
- Laha R., Lu P., Takhistov V., 2021, *Phys. Lett. B*, 820, 136459
- MacGibbon J. H., 1991, *Phys. Rev. D*, 44, 376
- MacGibbon J. H., Webber B. R., 1990, *Phys. Rev. D*, 41, 3052
- MacGibbon J. H., Carr B. J., Page D. N., 2008, *Phys. Rev. D*, 78, 064043
- Mena O., Palomares-Ruiz S., Villanueva-Domingo P., Witte S. J., 2019, *Phys. Rev. D*, 100, 043540
- Merloni A., Heinz S., Di Matteo T., 2003, *MNRAS*, 345, 1057
- Mirocha J., Furlanetto S. R., 2019, *MNRAS*, 483, 1980
- Mittal S., Kulkarni G., 2020, *MNRAS*, 503, 4264
- Mittal S., Ray A., Kulkarni G., Dasgupta B., 2021 ([arXiv:2107.02190](https://arxiv.org/abs/2107.02190))
- Niikura H., et al., 2019a, *Nature*, 3, 524
- Niikura H., Takada M., Yokoyama S., Sumi T., Masaki S., 2019b, *Phys. Rev. D*, 99, 083503
- Oguri M., Diego J. M., Kaiser N., Kelly P. L., Broadhurst T., 2018, *Phys. Rev. D*, 97, 023518
- Page D. N., 1976a, *Phys. Rev. D*, 13, 198
- Page D. N., 1976b, *Phys. Rev. D*, 14, 3260
- Panessa F., Baldi R. D., Laor A., Padovani P., Behar E., McHardy I., 2019, *Nat. Astron.*, 3, 387
- Planck Collaboration 2020, *A&A*, 641, A6
- Pospelov M., Pradler J., Ruderman J. T., Urbano A., 2018, *Phys. Rev. Lett.*, 121, 031103
- Press W. H., Schechter P., 1974, *ApJ*, 187, 425
- Raimundo S. L., Fabian A. C., 2009, *MNRAS*, 396, 1217
- Ray A., Laha R., Muñoz J. B., Caputo R., 2021, *Phys. Rev. D*, 104, 023516
- Shankar F., Weinberg D. H., Miralda-Escudé J., 2008, *ApJ*, 690, 20

- Sharma P., 2018, *MNRAS*, 481, L6
- Singal J., et al., 2018, *PASP*, 130, 036001
- Smyth N., Profumo S., English S., Jeltema T., McKinnon K., Guhathakurta P., 2020, *Phys. Rev. D*, 101, 063005
- Stöcker P., Krämer M., Lesgourgues J., Poulin V., 2018, *J. Cosmology Astropart. Phys.*, 03, 018
- Sureda J., Magaña J., Araya I. J., Padilla N. D., 2021, *MNRAS*, 507, 4804
- Taylor B. E., Chambers C. M., Hiscock W. A., 1998, *Phys. Rev. D*, 58, 044012
- Thériault R., Mirocha J. T., Brandenberger R., 2021 ([arXiv:2105.01166](https://arxiv.org/abs/2105.01166))
- Tisserand P., et al., 2007, *A&A*, 469, 387
- Wang R., Wu X.-B., Kong M.-Z., 2006, *ApJ*, 645, 890
- Wang S., Xia D.-M., Zhang X., Zhou S., Chang Z., 2021, *Phys. Rev. D*, 103, 043010
- Yang Y., 2021a ([arXiv:2110.06447](https://arxiv.org/abs/2110.06447))
- Yang Y., 2021b, *Phys. Rev. D*, 104, 063528
- Young S., Musso M., 2020, *J. Cosmology Astropart. Phys.*, 2020, 022
- Zumalacárregui M., Seljak U., 2018, *Phys. Rev. Lett.*, 121, 141101

This paper has been typeset from a $\text{\TeX}/\text{\LaTeX}$ file prepared by the author.