

Tilings of the sphere by congruent quadrilaterals with 3 distinct edge lengths

Yixi Liao, Pinren Qian, Erxiao Wang*, Yingyun Xu
Zhejiang Normal University

Abstract

We develop the basic tools for classifying edge-to-edge tilings of the sphere by congruent quadrilaterals. Then we classify the case with 3 distinct edge lengths: such tilings are a sequence of two-parameter families of 2-layer earth map tilings with $2n$ ($n \geq 3$) tiles, a one-parameter family of quadrilateral subdivisions of the octahedron with 24 tiles together with a flip modification in one special case, and a sequence of 3-layer earth map tilings with $8n$ ($n \geq 2$) tiles together with two flip modifications when n is odd. We also describe the moduli and calculate the geometric data.

Keywords: spherical tiling, quadrilateral, classification, subdivision, earth map.

1 Introduction

Tilings have a long history since ancient times and have been studied by mathematicians for at least hundreds of years. However, a full classification of monohedral convex tilings of the plane has been completed only recently, see [4] for the hardest pentagon case and see [14] for an interesting survey. Results about tilings of the sphere have been relatively rare until the recent breakthrough for spherical pentagonal tilings [9, 10, 11, 2]. Recall that for edge-to-edge tilings of the sphere by congruent polygons (all vertices have

*Research was supported by ZJNU Shuang-Long Distinguished Professorship Fund No. YS304319159.

degree ≥ 3), the polygon must be triangle, quadrilateral, or pentagon (see [8], for example). The study of triangle case was started by Sommerville [6] in 1924, outlined by Davies [3] in 1967 and completed by Ueno and Agaoka [7] in 2002. However, the quadrilateral case remains largely open after some preliminary explorations [8, 5, 1].

The cyclic list of edge lengths of our quadrilaterals can only have four types (see [8] or our Lemma 3): a^2bc, a^2b^2, a^3b, a^4 . Here a^2bc means the four edge lengths are a, a, b, c in order with a, b, c distinct. Type a^2b^2 (kites & darts) and Type a^4 (rhombi) can be reduced to triangular tilings and their classification [5] followed naturally from [7]. Type a^3b has been partially explored in [1] assuming convexity, and will be fully classified in our subsequent paper. In this paper, we classify Type a^2bc . The quadrilateral is given by Figure 1, where a, b, c are the normal, thick, and dashed lines.

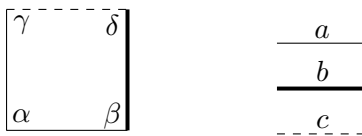


Figure 1: Quadrilateral of Type a^2bc .

Theorem. *There are exactly 3 classes of edge-to-edge tilings of the sphere by congruent quadrilaterals with 3 distinct edge lengths:*

1. *A sequence of two parameter family of 2-layer earth map tilings $T(2n \beta \gamma \delta, 2\alpha^n)$ with $2n$ ($n \geq 3$) tiles.*
2. *A one parameter family of quadrilateral subdivision tilings of the octahedron $T(8\alpha^3, 6\delta^4, 12\beta^2\gamma^2)$ with 24 tiles, among which the special $\beta = \frac{\pi}{3}$ case admits one flip modification: $T(2\alpha^3, 6\alpha\gamma^2, 6\delta^4, 6\beta^2\gamma^2, 6\alpha^2\beta^2)$.*
3. *A sequence of 3-layer earth map tilings (each has a unique quadrilateral) $T(4n \alpha \gamma^2, 2\beta^{2n}, 2n \delta^4, 2n \alpha^2 \beta^2)$ with $8n$ ($n \geq 2$) tiles, among which each odd $n = 2m + 1$ case admits exactly two flip modifications:*
 - $T((8m + 4)\alpha\gamma^2, 4\alpha\beta^{2m+2}, (4m + 2)\delta^4, 4m \alpha^2\beta^2)$;
 - $T((8m + 2)\alpha\gamma^2, 2\alpha\beta^{2m+2}, 2\beta^{2m}\gamma^2, (4m + 2)\delta^4, (4m + 2)\alpha^2\beta^2)$.

The 2nd and 3rd class have a unique quadrilateral in common with $\delta = \frac{\pi}{2}$, $\alpha = \gamma = 2\beta = \frac{2\pi}{3}$, which is simply half of any pentagonal face of the regular dodecahedron and admits 5 different tilings in total.

The notation $T(2n\beta\gamma\delta, 2\alpha^n)$ means the tiling has exactly 2 vertex α^n and $2n$ vertex $\beta\gamma\delta$. We describe the classification list as two types below.

Quadrilateral subdivision tilings and a special flip modification

We introduced the quadrilateral subdivision in [9, Section 3.2]. Combining any tiling of a closed surface and its dual, we get a quadrilateral tiling. The quadrilateral subdivisions of the Platonic solids produce the edge-to-edge tilings of the sphere by congruent quadrilaterals of Type a^2b^2 with $f = 12, 24, 60$ tiles respectively. However only the octahedron's vertices have even degrees and its quadrilateral subdivision admits one free parameter deformations of Type a^2bc . The left of Figure 2 is such a quadrilateral subdivision of one triangular face of the regular octahedron. Replacing all triangular faces by this subdivision, we get tilings of the sphere in the middle.

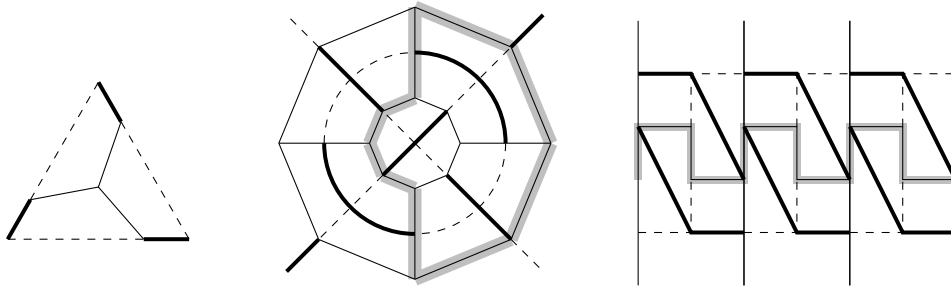


Figure 2: Quadrilateral subdivision tilings of the octahedron and a flip.

Next, we explain the flip modification for the special $\beta = \frac{\pi}{3}$ case. In the middle of Figure 2, we may use the thick grey lines to divide the tiling into two halves (but they are not hemispheres). Since $\beta = \frac{\pi}{3}$ implies $\alpha = \gamma = 2\beta$, we may flip the eastern half with respect to the line L in Figure 3, and still keep the angle sums of all the vertices along the boundary to be 2π . So the flip modification is still a tiling, as shown in the right of Figure 2.

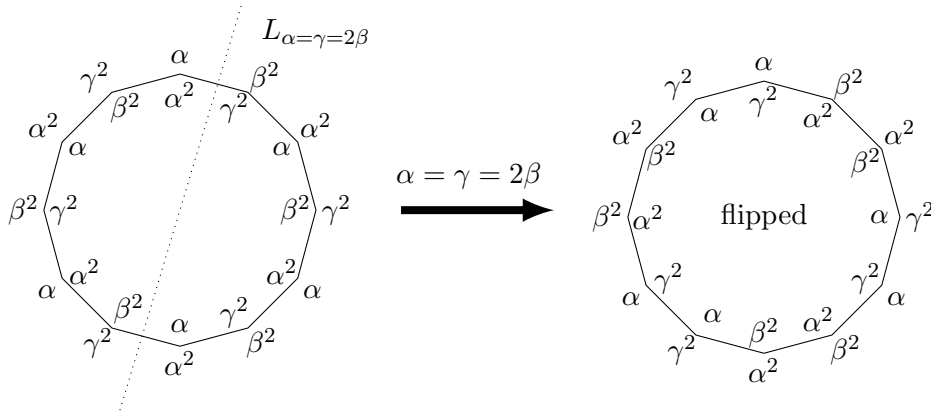


Figure 3: Flip modification of a special quadrilateral subdivision tiling.

Earth map tilings and their flip modifications

The earth map tiling is introduced in [12] as the edge-to-edge pentagonal tilings of the sphere with exactly two vertices of degree > 3 . We use this name for general tilings with symmetric north/south pole regions and time zones. The left of Figure 4 gives a 2-layer earth map tiling. The right of Figure 4 gives a 3-layer earth map tiling, where all vertices next to the north or south pole have degree 4.

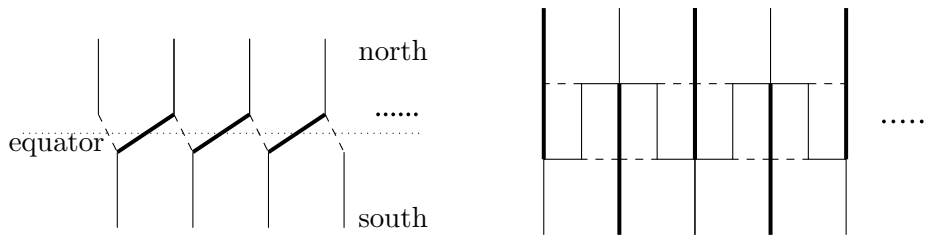


Figure 4: 2-layer and 3-layer earth map tilings.

Two flip modifications can only be applied to the 3-layer earth map tilings $T(4n\alpha\gamma^2, 2\beta^{2n}, 2n\delta^4, 2n\alpha^2\beta^2)$ with odd $n = 2m + 1$, where the angles are $\delta = \frac{\pi}{2}$, $\beta = \frac{\pi}{2m+1}$, $\alpha = 2m\beta$, $\gamma = (m + 1)\beta$.

We indicate in Figure 5 the angles and edges along the thick grey boundary in Figure 6. Note that this boundary is an equator. Then the flip of the enclosed hemisphere with respect to the line L_1 keeps the angle sums of

all vertices and transforms the 3-layer earth map tiling to the new tiling in Figure 6.

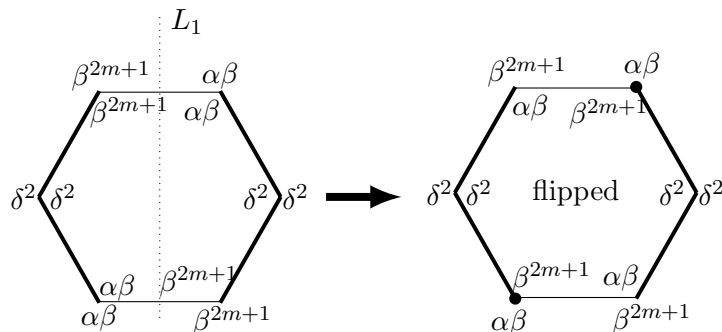


Figure 5: Flip a hemisphere in 3-layer earth map tilings.

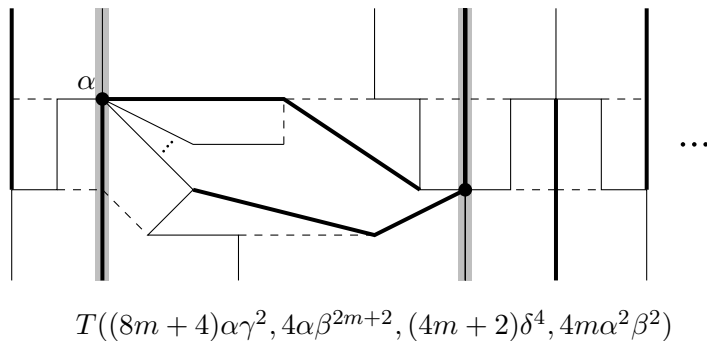


Figure 6: The first flip modification of 3-layer earth map tilings.

We indicate in Figure 7 the angles and edges along the thick grey boundary in Figure 8. Note that there are $2m + 1$ time zones with 8 tiles in each time zone. The 10 a -edges in thick grey boundary cross over $m + 1$ time zones with 4 tiles left out, so they divide exactly the tiling or sphere into two halves (but they are not hemispheres). The flip with respect to the line L_2 keeps the angle sums of all vertices and transforms the 3-layer earth map tiling to the new tiling in Figure 8.

We also observe an interesting relationship in Figure 9: the four quadrilaterals around δ^4 on the right can be viewed as a pair of symmetric almost equilateral pentagons, then the 3-layer quadrilateral earth map tilings induce the distance 5 pentagonal earth map tilings on the left.

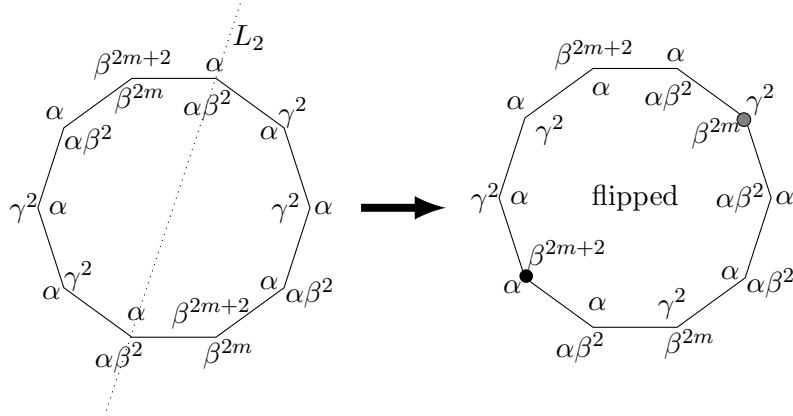
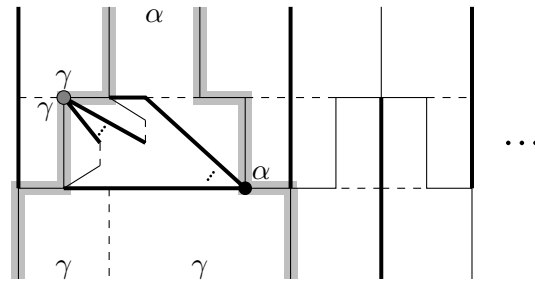


Figure 7: Flip half of the sphere enclosed by 10 a -edges.



$$T((8m + 2)\alpha\gamma^2, 2\alpha\beta^{2m+2}, 2\beta^{2m}\gamma^2, (4m + 2)\delta^4, (4m + 2)\alpha^2\beta^2)$$

Figure 8: The second flip modification of 3-layer earth map tilings.

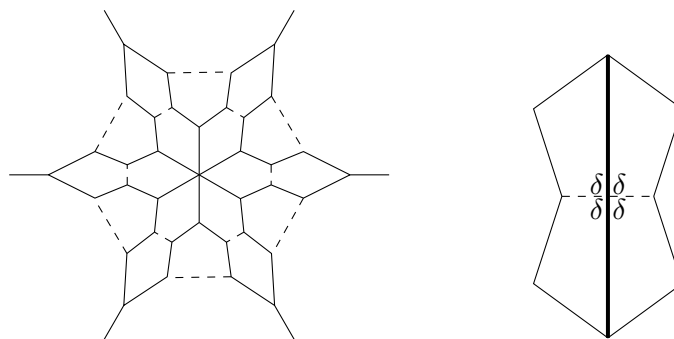


Figure 9: The induced earth map tilings by congruent symmetric pentagons.

Outline of the Paper

The classification for Type a^2bc is mainly the analysis of the neighbourhood of a special tile (see Lemma 1) with four vertices of degree $333d$, $334d$, $335d$, or $344d$. While this is always a key technique, our subsequent paper on the classification for Type a^3b is more about allowable combinations of angles at degree 3 and 4 vertices in a tiling.

This paper is organized as follows. Section 2 develops basic techniques needed for the classification work. This includes general results for all quadrilateral tilings of the sphere and some technical results specific to Type a^2bc . All other sections analyse the neighbourhood of a special tile and complete the classification. We will describe the moduli for the 2-layer earth map tilings and the quadrilateral subdivision tilings. We will also provide precise calculation for the unique quadrilaterals in the 3-layer earth map tilings.

Acknowledgement

We would like to thank Professor YAN Min for very helpful discussions on our early preprint of this work during his visit of our university in May 2021. This work has been announced in our submission to TJCDCGGG2021 (The 23rd Thailand-Japan Conference on Discrete and Computational Geometry, Graphs, and Games) on July 10, 2021. We would like to thank the organizers of this conference especially during this hard time of COVID-19 pandemic.

2 Basic Facts

Throughout this paper, a quadrilateral tiling is always an *edge-to-edge* tiling of the sphere by *simple* quadrilaterals, such that all vertices have degree ≥ 3 .

2.1 Vertex

Let v, e, f be the numbers of vertices, edges, and tiles. Let v_k be the number of vertices of degree k . We have Euler's formula and some basic counting:

$$\begin{aligned} 2 &= v - e + f, \\ 2e &= 4f = \sum_{k=3}^{\infty} kv_k = 3v_3 + 4v_4 + 5v_5 + \cdots, \end{aligned}$$

$$v = \sum_{k=3}^{\infty} v_k = v_3 + v_4 + v_5 + \cdots .$$

Then it is easy to derive $v = f + 2$ and

$$f = 6 + \sum_{k=4}^{\infty} (k-3)v_k = 6 + v_4 + 2v_5 + 3v_6 + \cdots , \quad (2.1)$$

$$v_3 = 8 + \sum_{k=5}^{\infty} (k-4)v_k = 8 + v_5 + 2v_6 + 3v_7 + \cdots . \quad (2.2)$$

So $f \geq 6$ and $v_3 \geq 8$. These equalities show that there are many degree 3 vertices, much more than the total of all degree ≥ 5 vertices, but the number of degree 4 vertices is uncertain.

Lemma 1. *Any edge-to-edge quadrilateral tiling of the sphere has a special tile, whose four vertices have degree $333d(d \geq 3)$, $334d(4 \leq d \leq 11)$, $335d(d = 5, 6, 7)$, or $344d(d = 4, 5)$.*

Proof. Denote the degrees of four vertices of any tile T by T_1, T_2, T_3, T_4 . Counting the total number of vertices via each tile's contribution, we get

$$\sum_{T \in \text{all } f \text{ tiles}} \left(\frac{1}{T_1} + \frac{1}{T_2} + \frac{1}{T_3} + \frac{1}{T_4} \right) = v = f + 2.$$

So there must exist a special tile T such that $\frac{1}{T_1} + \frac{1}{T_2} + \frac{1}{T_3} + \frac{1}{T_4} > 1$. The integer ≥ 3 solutions T_1, T_2, T_3, T_4 are exactly $333d(d \geq 3)$, $334d(4 \leq d \leq 11)$, $335d(d = 5, 6, 7)$, or $344d(d = 4, 5)$. \square

2.2 Angle

The sum of all angles (*angle sum*) at a vertex is 2π . The following is the *angle sum for quadrilateral*.

Lemma 2. *If all tiles in a tiling of the sphere by f quadrilaterals have the same four angles $\alpha, \beta, \gamma, \delta$, then*

$$\alpha + \beta + \gamma + \delta = 2\pi + \frac{4}{f}\pi.$$

In particular, a vertex never has all of these four angles.

Proof. The angle sum at each vertex is 2π , and the total sum of all angles in a tiling is $2\pi v$. When the sum of four angles in each tile is the same $\Sigma = \alpha + \beta + \gamma + \delta$, the total sum of all angles is also Σf . Then $2\pi v = \Sigma f$ and $v = f + 2$ implies

$$\Sigma = 2\pi \frac{v}{f} = 2\pi + \frac{4}{f}\pi. \quad \square$$

The lemma holds even for non-straight edges, as long as the angle sum of each tile is the same. For a tiling by congruent quadrilateral with straight edges (great arcs), all tiles then have the same area $\Sigma - 2\pi$, and the equality in the lemma follows from the total area $f(\Sigma - 2\pi)$ being 4π of the sphere.

2.3 Edge

We restate the four types of edge length arrangement for the quadrilaterals in our spherical tilings (see [8]) here for the reader's convenience:

Lemma 3. *In an edge-to-edge tiling of the sphere by congruent quadrilaterals (all vertices have degree ≥ 3), the edge lengths of any tile are arranged in one of the four ways in Figure 10, with distinct edge lengths a, b, c .*

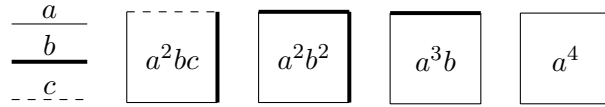


Figure 10: Edge arrangements suitable for tiling.

Proof. There are only five possible edge combinations (a, b, c, d are distinct)

$$abcd, a^2bc, a^2b^2, a^3b, a^4.$$

For $abcd$, without loss of generality, we may assume that the edges are arranged as in the first of Figure 11 and the vertex shared by b, c has degree 3 (recall $v_3 \geq 8$). Let x be the third edge at the vertex. Then x, b are adjacent in a tile, and x, c are adjacent in another tile. Since there is no edge in the quadrilateral that is adjacent to both b and c , we get a contradiction.

Similar contradictions occur in the second and the third of Figure 11, since there is no edge in the quadrilateral that is adjacent to both a and b .

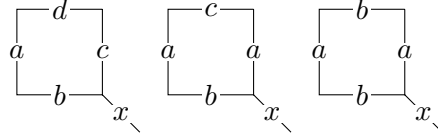


Figure 11: Not suitable for tiling.

Here the first (adjacent a) of Figure 10 and second (separated a) of Figure 11 are two possible arrangements for the combination a^2bc ; the second of Figure 10 and third of Figure 11 are two arrangements for the combination a^2b^2 . \square

Remark: For Type a^2bc and a^3b , all tiles are glued into pairs along b -edge in a unique way and so f must be even.

2.4 Basic Techniques

We use the notations and techniques in [9, Section 2], and add some discussion specific to Type a^2bc . We emphasize that $b \neq c$ implies $\beta \neq \gamma$.

Lemma 4 (Parity Lemma). *In an edge-to-edge tiling of the sphere by congruent quadrilaterals of Type a^2bc (Figure 1), the respective numbers of β, γ, δ at any vertex must have the same parity. In other words, they are all odd or all even.*

Proof. Given any vertex $\alpha^k\beta^l\gamma^m\delta^n$, we have $l = m = n = 0$ if it has only a -edges. Next we consider b -edges: by $|\beta|\dots = |\beta|\beta|\dots$ or $|\beta|\delta|\dots$ and $|\delta|\dots = |\delta|\beta|\dots$ or $|\delta|\delta|\dots$, we deduce that $l + n$ is always even. Similar consideration of c -edges shows that $m + n$ is always even. So l, m, n have the same parity. \square

Lemma 5. *In an edge-to-edge tiling of the sphere by congruent quadrilaterals of Type a^2bc (Figure 1), if a vertex has no β, γ , then the vertex is α^k or δ^k .*

Proof. If a vertex has only a -edge, then it has only a^2 -angles α . Therefore the vertex is α^k . If a vertex has no a -edge, then it has only bc -angle δ . Therefore the vertex is δ^k . In all other cases, it has ab -angle β or ac -angle γ . \square

Lemma 6 (Balance Lemma). *In an edge-to-edge tiling of the sphere by f congruent quadrilaterals, each of the four angles of the quadrilateral appears f times in total. In other words, if one vertex has more α than β , there must exist another vertex with more β than α . In particular for Type a^2bc (Figure 1): one of $\beta^2 \dots$, $\gamma^2 \dots$, $\delta^2 \dots$ is not a vertex implies the other two are not vertices either, which further implies that there are exactly two types of vertices α^k ($k \geq 3$) and $\beta\gamma\delta$.*

Proof. Direct counting of a distinguished angle in all f tiles proves the first statement. For Type a^2bc , if $\beta^2 \dots$ is not a vertex, then any vertex $\alpha^k \beta^l \gamma^m \delta^n$ has $l = 0, 1$. If $l = 0$, then $m \geq l$. If $l = 1$, then by the parity lemma, we know $1 + m$ is even, which also implies $m \geq 1 = l$. Therefore at each vertex, the number of times β appears is always no bigger than the number of times γ appears. Then the first statement forces $m = l \leq 1$ at every vertex, and $\gamma^2 \dots$ is not a vertex. Similarly $n = l \leq 1$ at every vertex and $\delta^2 \dots$ is not a vertex. When $l = m = n = 0$, the vertex is α^k ($k \geq 3$). When $l = m = n = 1$, Lemma 2 forces $k = 0$ and the vertex is $\beta\gamma\delta$. Finally both α^k and $\beta\gamma\delta$ must appear. The proof above also works when $\gamma^2 \dots$ or $\delta^2 \dots$ is not a vertex. \square

We introduced the very useful tool *adjacent angle deduction* (abbreviated as AAD) in [9, Section 2.5]. The following is proved as [9, Lemma 10].

Lemma 7. *The AAD of the vertex α^n has the following properties:*

- *If $\beta|\beta \dots$ or $\gamma|\gamma \dots$ is not a vertex, then α^n has the unique AAD $|\beta \alpha^\gamma| |\beta \alpha^\gamma| \beta \alpha^\gamma | \dots$.*
- *If n is odd, then we have the AAD $|\beta \alpha^\gamma| |\beta \alpha^\gamma|$ at α^n .*

We remark that θ^n for $\theta = |\alpha \beta^\delta|$, $|\alpha \gamma^\delta|$, $|\beta \delta^\gamma|$ has a unique AAD.

Lemma 8. *In an edge-to-edge tiling of the sphere by congruent quadrilaterals of Type a^2bc (Figure 1), if $\beta > \frac{\pi}{2}$ and $\delta \geq \frac{\pi}{2}$, then $\beta|\beta \dots$ is not a vertex.*

Proof. Otherwise a vertex $|\beta|\beta| \dots = \theta|\beta|\beta|\rho \dots$ with $\theta, \rho = \beta$ or δ . Then the sum of angles is $> 2\pi$ by $\beta > \frac{\pi}{2}$ and $\delta \geq \frac{\pi}{2}$, a contradiction. \square

Lemma 9. *In an edge-to-edge tiling of the sphere by congruent quadrilaterals of Type a^2bc (Figure 1), if $\alpha\gamma^2$ is a vertex, then $\alpha \dots = \alpha\gamma^2$ or $\alpha^k \beta^{2t}$. Furthermore $\alpha^k \beta^{2t}$ for some $k \geq 1, t \geq 0$ must appear.*

Proof. Assume $\alpha \cdots = \alpha^k \beta^l \gamma^m \delta^n$. If one of l, m, n is odd (thus ≥ 1), so are the other two by the parity lemma, contradicting Lemma 2. Therefore l, m, n are all even.

When $m \geq 2$ we get $\alpha \cdots = \alpha \gamma^2 \cdots = \alpha \gamma^2$.

When $m = 0$, $\alpha \cdots = \alpha^k \beta^l \delta^n = \alpha^k \beta^{2t} \delta^{2s}$. If $s > 0$, then Lemma 5 implies $t > 0$, and we have $\alpha + 2\beta + 2\delta \leq 2\pi$. By $\alpha + 2\gamma = 2\pi$, we deduce that $\alpha + \beta + \gamma + \delta \leq 2\pi$, contradicting Lemma 2. So $s = 0$ and the vertex is $\alpha^k \beta^{2t}$ for some $k \geq 1, t \geq 0$.

Finally the balance lemma and $\alpha \gamma^2$ imply the existence of a different vertex with more α than γ , which has to be $\alpha^k \beta^{2t}$. (There may exist several vertices of form $\alpha^k \beta^{2t}$ but with different k, t .)

□

We will use Lemma/Proposition n' to denote the use of Lemma/Proposition n after exchanging $\beta \leftrightarrow \gamma$.

3 Tiling for Case 333d

This section is devoted to the case that the tiling has a special tile (Lemma 1) with four vertices of respective degree 333d. To analyse the neighbourhood of a special tile and to facilitate discussion, we denote by T_i the tile labeled i , by E_{ij} the edge shared by T_i, T_j . We denote by θ_i the angle θ in T_i . We say a tile is *determined* when we know all the edges and angles of the tile.

Proposition 10. *In an edge-to-edge tiling of the sphere by congruent quadrilaterals of Type a^2bc (Figure 1), if δ appears at degree 3 vertices, then we get the unique 2-layer earth map tiling $T(2n \beta \gamma \delta, 2\alpha^n)$ ($n \geq 3$) in Figure 12.*

Proof. For any degree 3 vertex containing δ , the third edge can only be a -edge, then the vertex is $\beta \gamma \delta$.

Next we show $\beta \delta \cdots = \beta \gamma \delta$. Let $\beta \delta \cdots = \alpha^k \beta^l \gamma^m \delta^n$. If $m \geq 1$, we have $\beta \delta \cdots = \beta \gamma \delta$. If $m = 0$, the parity lemma implies $l, n \geq 1$ are even and then ≥ 2 . So we have $\beta + \delta \leq \pi$, and then $\gamma \geq \pi$ by $\beta \gamma \delta$. However, the unique AAD $\beta \delta \gamma \delta \beta \cdots$ gives $\gamma^2 \cdots$, a contradiction. Therefore, $\beta \delta \cdots = \beta \gamma \delta$.

Similarly, $\gamma \delta \cdots = \beta \gamma \delta$. In Figure 12, $\beta_1 \gamma_3 \delta_2$ determines T_1, T_2, T_3 . Then $\gamma_2 \delta_3 \cdots = \beta_4 \gamma_2 \delta_3$ determines T_4 ; $\beta_3 \delta_4 \cdots = \beta_3 \gamma_5 \delta_4$ determines T_5 . The argument started at $\beta_1 \gamma_3 \delta_2$ can be repeated at $\beta_3 \gamma_5 \delta_4$. More repetitions give the unique tiling of $2n$ tiles with $2\alpha^n$ and $2n \beta \gamma \delta$.

□

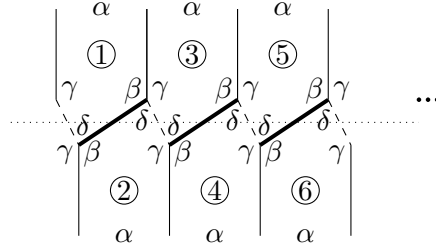


Figure 12: The earth map tiling with $\beta\gamma\delta$.

Corollary 11. *In an edge-to-edge tiling of the sphere by congruent quadrilaterals of Type a^2bc (Figure 1), if δ never appears at degree 3 vertices, then only one or none of β, γ could appear at degree 3 vertices. Furthermore the quadrilateral is convex.*

Proof. Since δ never appears at degree 3 vertices, for any degree 3 vertex containing $|\beta|$, the third edge can only be a -edge. Then the vertex is $\alpha\beta^2$. Similarly, any degree 3 vertex containing $|\gamma|$ is $\alpha\gamma^2$. If both β and γ appear at degree 3 vertices, then $\alpha\beta^2$ and $\alpha\gamma^2$ implies $\beta = \gamma$, a contradiction.

Since $\beta\gamma\delta$ is not a vertex, the balance lemma (Lemma 6) implies that there exist vertices $\beta^2 \dots, \gamma^2 \dots, \delta^2 \dots$. So $\beta, \gamma, \delta < \pi$ and we just need to show $\alpha < \pi$ for convexity. Otherwise $\alpha^2 \dots$ is not a vertex, and $v_3 \geq 8$ degree 3 vertices could only be one of $\alpha\beta^2, \alpha\gamma^2$. Take $\alpha\gamma^2$, then Lemma 9 and no $\alpha^2 \dots$ imply that some vertex $\alpha\beta^{2t}$ ($t \geq 1$) must appear. If $t = 1$, then $\beta = \gamma$, a contradiction. If $t \geq 2$, then we get $\beta^\alpha | \alpha\beta \dots$ whose AAD implies a vertex $\alpha^2 \dots$, again a contradiction. \square

Now the classification for Case 333d becomes transparent: δ must appear at degree 3 vertices and we get the unique 2-layer earth map tilings. Otherwise the 333d special tile would have degree 3 vertices at both β and γ , contradicting Corollary 11.

Moduli of 2-layer earth map tilings

To describe the moduli of 2-layer earth map tilings $T(2n\beta\gamma\delta, 2\alpha^n)$ ($n \geq 3$) in Figure 12, we observe that the $2n$ middle points of all b -edges and c -edges distribute evenly on the equator with spacing $\frac{\pi}{n}$ and divide the sphere into $2n$ time zones. Fixing any half time zone $\triangle AEF$ as shown in the left of

Figure 13, the quadrilateral tile with E, F as the middle points of b -edge and c -edge is uniquely determined by its vertex D at δ . Figure 14 shows the construction: Extend the great arc DE (DF) to the symmetric point B (C), then $ABCD$ is the quadrilateral tile as long as there is no self-intersection. We present 4 typical positions of D in Figure 14, which guide us to the moduli in Figure 13.

Theorem. *The moduli of 2-layer earth map tilings $T(2n\beta\gamma\delta, 2\alpha^n)$ ($n \geq 3$) is given by the locations of δ -vertex of a fixed tile, which is exactly the interior of the union of two isosceles right triangles $\triangle AEF$ and $\triangle A'P_{EF}Q$ in Figure 13. Here E, F are the middle points of b -edge and c -edge of the tile, E, F, P, Q are on the equator with α -vertices A, A' being the north/south poles and satisfying $EF = \frac{\pi}{n}$, $EP = FQ = \frac{\pi}{2}$.*

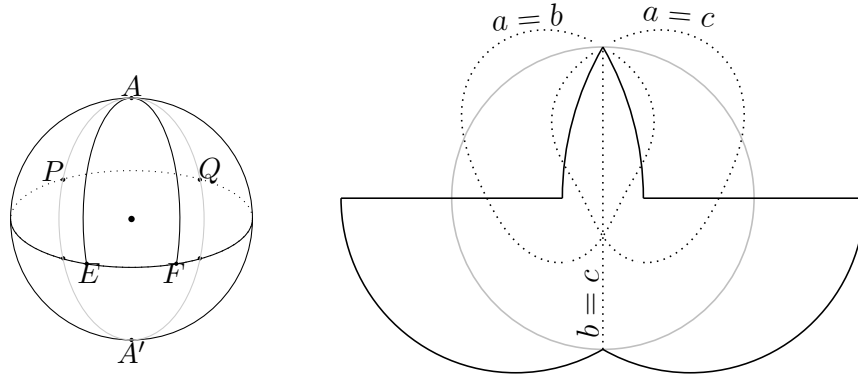


Figure 13: The moduli $(\triangle AEF \cup \triangle A'P_{EF}Q)^\circ$ and its projection.

The right of Figure 13 is the authentic picture of the stereographic projection of the moduli of $T(6\beta\gamma\delta, 2\alpha^3)$, projected from the antipode of the middle point of EF ; and the dotted curves inside the moduli represent reductions of the quadrilateral from Type a^2bc to Type a^2b^2 ($b = c$), Type a^3b ($a = b$ or $a = c$), and Type a^4 ($a = b = c$).

We also remark that the last picture in Figure 14 could produce a strange quadrilateral with $c > \pi$. We have drawn its whole tiling on a real sphere to justify the existence.

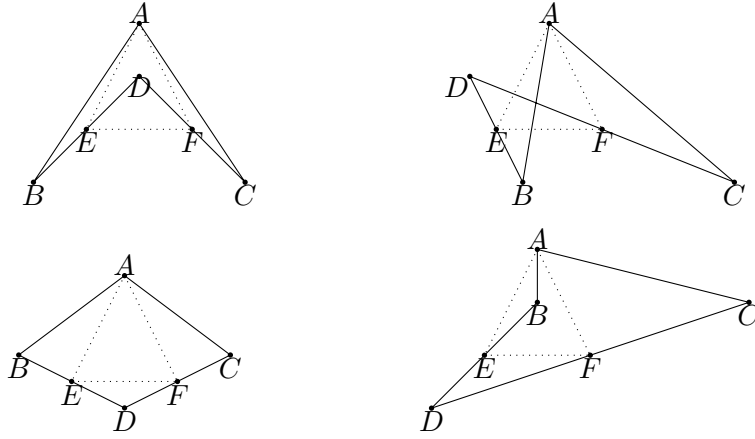


Figure 14: Quadrilaterals constructed by 4 typical positions of D .

4 Tiling for Case $334d$ and $335d$

After Proposition 10, we will always assume that δ never appears at any degree 3 vertices. Then Corollary 11 claims that only one or none of β, γ could appear at degree 3 vertices and the quadrilateral is convex.

Therefore we just need to consider Case $334d$ and $335d$ when two degree 3 vertices are at α and γ (the case β is symmetric to the case γ). We further divide them into two subcases in Figure 15 and 16 according to the location of degree d vertex H (indicated by \bullet). Recall that $4 \leq d \leq 11$ for Case $334d$, and $5 \leq d \leq 7$ for Case $335d$.

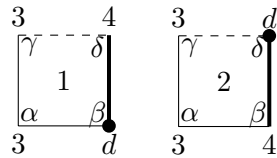


Figure 15: Special tiles with vertex degrees $334d$.

Figure 17 shows the common partial neighborhood in Case $334d$ and $335d$: Two degree 3 vertices at α and γ can only be $\alpha\gamma^2$ by Corollary 11, so $E_{23} = a$, $E_{34} = c$, and T_2, T_3, T_4 are all determined.

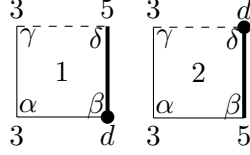


Figure 16: Special tiles with vertex degrees 335d.

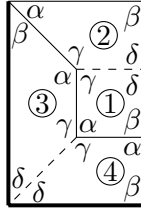


Figure 17: The common partial neighborhood in Case 334d and 335d.

Case 334d Subcase 1

By $E_{25} = b$, we get $E_{56} = a$ or c . If $E_{56} = a$, we have $\delta_1\delta_2\cdots = \beta^2\delta^2$, $\alpha_4\beta_1\cdots = \alpha_4\beta_1\delta\cdots$. By Lemma 9 and $\alpha\gamma^2$, $\alpha_4\beta_1\delta\cdots$ is not a vertex, a contradiction. Therefore, $E_{56} = c$. This determines T_5, T_6 .

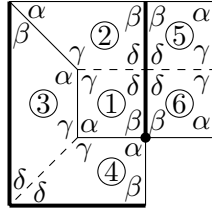


Figure 18: Case 334d Subcase 1.

By Lemma 9 and $\alpha\gamma^2$, $H = \alpha_4\beta_1\beta_6\cdots = \alpha^k\beta^{2t}$. If $k \geq 2$ and $t \geq 2$, we have $2\alpha + 4\beta \leq 2\pi$. By $\alpha\gamma^2$ and δ^4 , we get $\alpha + \beta + \gamma + \delta \leq 2\pi$, contradicting Lemma 2. Therefore, $H = \alpha^{d-2}\beta^2$ ($d = 4, 5, \dots, 11$) or $\alpha\beta^{d-1}$ ($d = 5, 7, 9, 11$).

The extra angle sum at H implies

$$H = \alpha^{d-2}\beta^2 : \alpha = \frac{\pi}{d-3} - \frac{8\pi}{(d-3)f}, \beta = \frac{\pi}{2} - \frac{\pi}{2(d-3)} + \frac{4(d-2)\pi}{(d-3)f},$$

$$\gamma = \pi - \frac{\pi}{2(d-3)} + \frac{4\pi}{(d-3)f}, \delta = \frac{\pi}{2}, d = 4, 5, \dots, 11$$

$$H = \alpha\beta^{d-1} : \alpha = \pi - \frac{2\pi}{d-3} + \frac{8(d-1)\pi}{(d-3)f}, \beta = \frac{\pi}{d-3} - \frac{8\pi}{(d-3)f},$$

$$\gamma = \frac{\pi}{2} + \frac{\pi}{d-3} - \frac{4(d-1)\pi}{(d-3)f}, \delta = \frac{\pi}{2}, d = 5, 7, 9, 11$$

Case 334d Subcase 1, $H = \alpha^{d-2}\beta^2$

If $d > 4$, we get $\alpha < \frac{\pi}{2}, \beta > \frac{\pi}{4}, \gamma > \frac{3\pi}{4}, \delta = \frac{\pi}{2}$. By the angle values and the edge length consideration, we get

$$\text{AVC} \subset \{\alpha\gamma^2, \delta^4, \alpha^{d-2}\beta^2, \beta^2\delta^2, \alpha^m\beta^4, \alpha^m\beta^6, \alpha^s(m \geq 1, s \geq 5)\}.$$

By AVC, $\gamma|\gamma\cdots$ is not a vertex. By Lemma 7, $H = |\alpha|\alpha|\alpha|\cdots = |\alpha|^\beta|\alpha^\gamma|\beta|\alpha^\gamma|\cdots$. This gives a vertex $\beta|\gamma\cdots$, contradicting the AVC.

If $d = 4$, we get $H = \alpha^2\beta^2$. The extra angle sum at H implies

$$\alpha = \pi - \frac{8\pi}{f}, \beta = \frac{8\pi}{f}, \gamma = \frac{\pi}{2} + \frac{4\pi}{f}, \delta = \frac{\pi}{2}$$

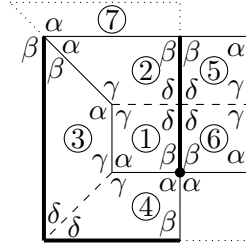


Figure 19: $H = \alpha^2\beta^2$ and $f < 16$.

Figure 19 is the situation of Figure 18 when $H = \alpha^2\beta^2$ and $f < 16$. By $d = 4$ and $f < 16$, we get $\alpha < \frac{\pi}{2}, \beta > \frac{\pi}{2}, \gamma > \frac{3\pi}{4}, \delta = \frac{\pi}{2}$. If $\alpha\beta\cdots$ or $\beta^2\cdots$ is a vertex, we have $\alpha\beta\cdots = \beta^2\cdots = \alpha^2\beta^2$. So $\alpha_2\beta_3\cdots = \alpha_2\alpha_7\beta_3\beta$. By α_7 , $R(\beta_2\beta_5\cdots)$ has β or γ , contradicting $\beta^2\cdots = \alpha^2\beta^2$. Therefore, $f \geq 16$. Similarly, when $\text{AVC} \subset \{\alpha^2\beta^2, \alpha\gamma^2, \delta^4\}$, we get a contradiction.

By $f \geq 16$, we have $\alpha \geq \frac{\pi}{2}, \beta \leq \frac{\pi}{2}, \frac{\pi}{2} < \gamma \leq \frac{3\pi}{4}, \delta = \frac{\pi}{2}$. If $\alpha^k\beta^l\gamma^m\delta^n$ is a vertex, then we have

$$(1 - \frac{8}{f})k + \frac{8}{f}l + (\frac{1}{2} + \frac{4}{f})m + \frac{1}{2}n = 2$$

By $\alpha \geq \frac{\pi}{2}, \gamma > \frac{\pi}{2}$ and $\delta = \frac{\pi}{2}$, we have $k \leq 4, m \leq 3, n \leq 4$. We substitute the finitely many combinations of exponents satisfying the bounds into the equation above and solve for f . By the angle values and the edge length consideration, we get the results as shown in Table 1. In the table: the first row “ $f = all$ ” means that the angle combinations can be vertices for any f ; all other rows are mutually exclusive.

Table 1: AVC for Case 334d Subcase 1, $H = \alpha^2\beta^2$ and $f \geq 16$

vertex	f	β
$\alpha\gamma^2, \delta^4, \alpha^2\beta^2$	all	
$\alpha^4, \beta^2\delta^2, \beta^4$	16	$\frac{\pi}{2}$
$\alpha^3, \alpha\beta^4, \beta^2\gamma^2, \beta^6$	24	$\frac{\pi}{3}$
$\alpha\beta^{2s+2}, \beta^{2s}\gamma^2, \beta^{4s+2}$	$16s + 8$	$\frac{\pi}{2s+1}, s = 2, 3, \dots$
$\beta^{2s+1}\gamma\delta$	$16s + 12$	$\frac{2\pi}{4s+3}, s = 1, 2, \dots$
$\beta^{2s+2}\delta^2, \beta^{4s+4}$	$16s + 16$	$\frac{\pi}{2s+2}, s = 1, 2, \dots$

If α^4 is a vertex, then $f = 16$ by the AVC Table 1. However there is no $\beta|\gamma \cdots, \gamma|\gamma \cdots$ in this case, contradicting Lemma 7. We conclude that α^4 is never a vertex.

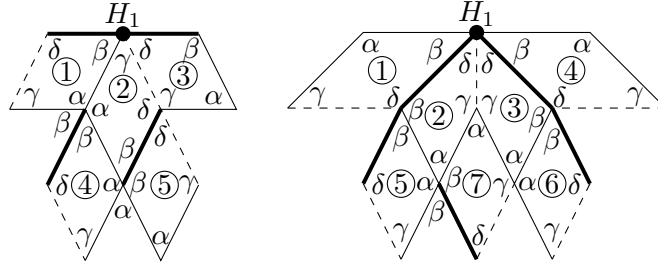


Figure 20: Vertex $\beta^{2s+1}\gamma\delta$ or $\beta^{2s}\delta^2 (s = 1, 2, \dots)$ appears.

In the left of Figure 20, $H_1 = \beta^{2s+1}\gamma\delta = |\beta_1|\gamma_2|\delta_3|\cdots$. This determines T_1, T_2, T_3 . Then $\alpha_1\alpha_2 \cdots = \alpha_1\alpha_2\beta_4\beta$ determines T_4 . Then $\alpha_4\beta_2 \cdots = \alpha_4\alpha\beta_2\beta_5$ determines T_5 . So we have $\gamma_3\delta_2\delta_5 \cdots$, contradicting the AVC. So $\beta^{2s+1}\gamma\delta$ is not a vertex.

In the right of Figure 20, $H_1 = |\beta_1|\delta_2|\delta_3|\beta_4|\cdots$ is either $\beta^2\delta^2$ in the second row or $\beta^{2s+2}\delta^2$ in the last row of the table. This determines T_1, T_2, T_3, T_4 . Then $|\delta_1|\beta_2|\cdots = |\delta_1|\beta_2|\beta_5|\cdots$ determines T_5 ; $|\delta_4|\beta_3|\cdots = |\delta_4|\beta_3|\beta_6|\cdots$

determines T_6 . By AVC, $\gamma_2\gamma_3\cdots = \alpha_7\gamma_2\gamma_3$. Then α_7 implies $\alpha_2\alpha_5\cdots = \alpha_2\alpha_5\beta_7\beta$ which determines T_7 . So we have $\alpha_3\alpha_6\gamma_7\cdots$, contradicting the AVC. So $\beta^{2s}\delta^2$ is not a vertex for $s = 1, 2, \dots$.

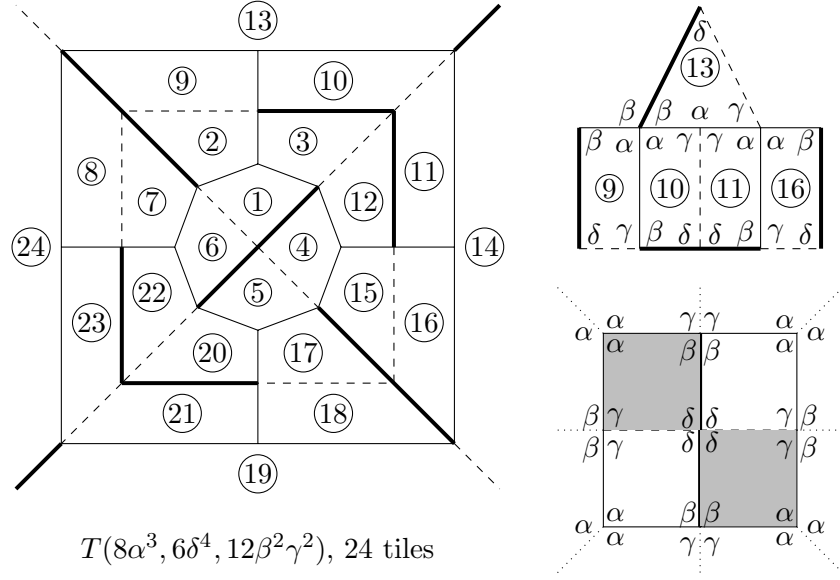


Figure 21: Vertex α^3 appears, and $\alpha_4\alpha_{12}\cdots = \alpha^3$.

Case. $f = 24$ and α^3 appears

By AVC, $|\gamma|\gamma|\cdots$ is never a vertex. The unique AAD $|\gamma\alpha_1^\beta|\gamma\alpha_2^\beta|\gamma\alpha_3^\beta|$ determines T_1, T_2, T_3 . Then $\delta_1\cdots = \delta_1\delta_4\delta_5\delta_6$ determines T_4, T_5, T_6 ; $\beta_2\gamma_1\gamma_6\cdots = \beta_2\beta_7\gamma_1\gamma_6$ determines T_7 ; $\delta_2\delta_7\cdots = \delta_2\delta_7\delta_8\delta_9$ determines T_8, T_9 ; $\beta_3\gamma_2\gamma_9\cdots = \beta_3\beta_{10}\gamma_2\gamma_9$ determines T_{10} ; $\delta_3\delta_{10}\cdots = \delta_3\delta_{10}\delta_{11}\delta_{12}$ determines T_{11}, T_{12} . So $\alpha_4\alpha_{12}\cdots = \alpha^3$ or $\alpha^2\beta^2$, shown respectively in Figure 21 and 22.

In the left of Figure 21, $\alpha_4\alpha_{12}\cdots = \alpha_4\alpha_{12}\alpha_{15}$. By $\alpha_{15}, \gamma_4\gamma_5\cdots = \beta_{15}\beta_{17}\gamma_4\gamma_5$ determines T_{15}, T_{17} . Then $\beta_{11}\beta_{12}\gamma_{15}\cdots = \beta_{11}\beta_{12}\gamma_{15}\gamma_{16}$ determines T_{16} ; $\delta_{15}\delta_{16}\delta_{17}\cdots = \delta_{15}\delta_{16}\delta_{17}\delta_{18}$ determines T_{18} . We have $\alpha_9\alpha_{10}\cdots = \alpha^3$ or $\alpha^2\beta^2$. In the right of Figure 21, $\alpha_9\alpha_{10}\cdots = \alpha_9\alpha_{10}\beta_{13}\beta$. Then $\alpha_{13}\gamma_{10}\gamma_{11}\cdots = \alpha_{13}\gamma_{10}\gamma_{11}$ determines T_{13} . We get $\alpha_{11}\alpha_{16}\gamma_{13}\cdots$, which is not in Table 1. Therefore, $\alpha_9\alpha_{10}\cdots = \alpha_9\alpha_{10}\alpha_{13}$. By $\alpha_{13}, \gamma_{10}\gamma_{11}\cdots = \beta_{13}\beta_{14}\gamma_{10}\gamma_{11}$ determines T_{13} . Then $\alpha_{11}\alpha_{14}\alpha_{16}\cdots = \alpha_{11}\alpha_{14}\alpha_{16}$ determines T_{14} ; $\delta_{13}\delta_{14}\cdots = \delta_{13}\delta_{14}\delta_{19}\delta_{24}$ determines T_{19}, T_{24} . We have $\alpha_6\alpha_7\cdots = \alpha^3$ or $\alpha^2\beta^2$. Similarly, we can get $\alpha_6\alpha_7\cdots = \alpha_6\alpha_7\alpha_{22}$. By $\alpha_{22}, \gamma_7\gamma_8\cdots = \beta_{22}\beta_{23}\gamma_7\gamma_8$ determines T_{22} . Then $\alpha_8\alpha_{23}\alpha_{24}\cdots = \alpha_8\alpha_{23}\alpha_{24}$ determines T_{23} , and $\delta_{22}\delta_{23}\cdots = \delta_{20}\delta_{21}\delta_{22}\delta_{23}$;

$\beta_5\beta_6\gamma_{20}\gamma_{22}\cdots = \beta_5\beta_6\gamma_{20}\gamma_{22}$; $\alpha_5\alpha_{17}\alpha_{20}\cdots = \alpha_5\alpha_{17}\alpha_{20}$, which determines T_{20} . Finally $\beta_{19}\beta_{24}\gamma_{21}\gamma_{23}\cdots = \beta_{19}\beta_{24}\gamma_{21}\gamma_{23}$ determines T_{21} , and we get $\beta_{20}\beta_{21}\gamma_{17}\gamma_{18}$ and $\alpha_{18}\alpha_{19}\alpha_{21}$. This tiling is the quadrilateral subdivision of the octahedron, as shown in the third of Figure 21. This tiling turns out to have no 334d-tile and actually belongs to Case 3444 Subcase 1.

In the left of Figure 22, we can also determine $T_1, T_2, T_3, T_4, T_5, T_6, T_7, T_8, T_9, T_{10}, T_{11}, T_{12}$. By $\alpha_4\alpha_{12}\cdots = \alpha_4\alpha_{12}\beta_{13}\beta_{14}$, we can determine T_{14} . Then $\alpha_{13}\gamma_4\gamma_5\cdots = \alpha_{13}\gamma_4\gamma_5$ determines T_{13} ; $\alpha_5\gamma_{13}\cdots = \alpha_5\gamma_{13}\gamma_{15}$ determines T_{15} ; $\delta_{13}\delta_{14}\delta_{15}\cdots = \delta_{13}\delta_{14}\delta_{15}\delta_{16}$ determines T_{16} . We have $\alpha_{15}\beta_5\beta_6\cdots = \alpha^2\beta^2$ or $\alpha\beta^4$. If $\alpha_{15}\beta_5\beta_6\cdots = \alpha_{15}\beta_5\beta_6\beta^2$, then $\alpha_6\alpha_7\cdots = \alpha_6\alpha_7\alpha$. We get $\gamma_7\gamma_8\cdots = \gamma_7\gamma_8\gamma\cdots$, which is not in Table 1. Therefore, $\alpha_{15}\beta_5\beta_6\cdots = \alpha_{15}\alpha_{18}\beta_5\beta_6$. By α_{18} , we have $\alpha_6\alpha_7\cdots = \alpha_6\alpha_7\beta_{17}\beta_{18}$ which determines T_{18} . Then $\alpha_{17}\gamma_7\gamma_8\cdots = \alpha_{17}\gamma_7\gamma_8$ determines T_{17} ; $\alpha_8\gamma_{17}\cdots = \alpha_8\gamma_{17}\gamma_{19}$ determines T_{19} . So $\delta_{17}\delta_{18}\delta_{19}\cdots = \delta_{17}\delta_{18}\delta_{19}\delta_{20}$, and $\beta_{15}\beta_{16}\gamma_{18}\gamma_{20}\cdots = \beta_{15}\beta_{16}\gamma_{18}\gamma_{20}$ determines T_{20} . Similarly, we can determine $T_{21}, T_{22}, T_{23}, T_{24}$. This is exactly the flip modification of the quadrilateral subdivision tiling of the octahedron $T(8\alpha^3, 6\delta^4, 12\beta^2\gamma^2)$, as explained in the introduction.

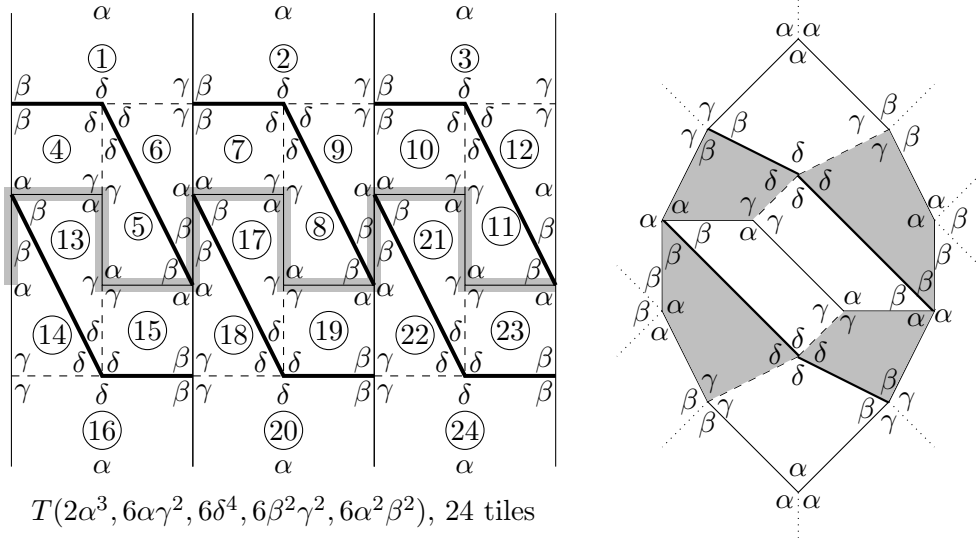


Figure 22: Vertex α^3 appears, and $\alpha_4\alpha_{12}\cdots = \alpha^2\beta^2$.

Case. β^{2k} appears (and α^3 is not a vertex)

In the left of Figure 23, $\beta_1\beta_2\cdots = \beta^{2k}(s = 2, 3, \cdots) = |\beta_1|\beta_2|\cdots$ determines T_1, T_2 . Then $\alpha_1\alpha_2\cdots = \alpha_1\alpha_2\beta_3\beta_4$ determines T_3, T_4 ; $\alpha_3\gamma_1\cdots = \alpha_3\gamma_1\gamma_5$

determines T_5 ; $\alpha_4\gamma_2\cdots = \alpha_4\gamma_2\gamma_6$ determines T_6 ; $\alpha_5\gamma_3\cdots = \alpha_5\gamma_3\gamma_7$ determines T_7 , and $\alpha_6\gamma_4\cdots = \alpha_6\gamma_4\gamma_8$. Then $\delta_3\delta_4\delta_7\delta_8\cdots = \delta_3\delta_4\delta_7\delta_8$ determines T_8 . We call $T_1, T_2, T_3, T_4, T_5, T_6, T_7$ and T_8 together a time zone, regardless of the internal structure, as shown in the right of Figure 23. Similarly, we can determine $T_{1'}, T_{2'}, T_{3'}, T_{4'}, T_{5'}, T_{6'}, T_{7'}, T_{8'}$. After repeating the process $(k-1)$ times, we get the 3-layer earth map tiling.

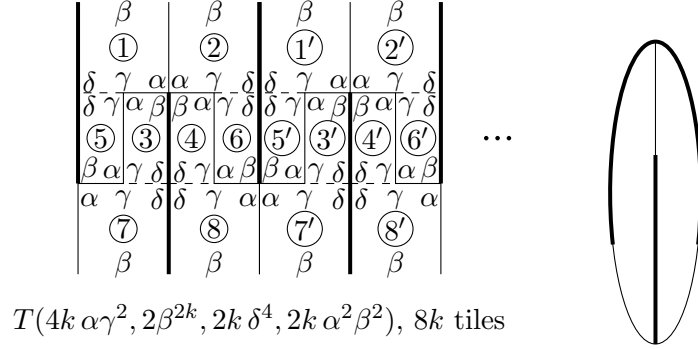


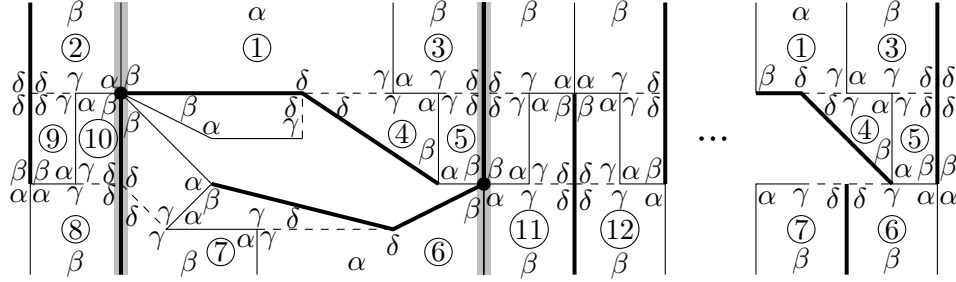
Figure 23: Vertex β^{2k} ($k = 2, 3, \dots$) appears.

Case. $\alpha\beta^{2s+2}$ appears (and α^3, β^{2k} are not vertices)

The unique AAD $\alpha\beta^{2s+2} = \mathbf{|\delta\beta_2^\alpha|\beta\alpha_1^\gamma|\alpha\beta_3^\delta|\cdots}$ determines T_1, T_2, T_3 . Because $R(\mathbf{|\beta_2|\alpha_1|\beta_3|\cdots}) = \beta^{2s}$ and this β^{2s} determines $8s$ tiles, we get $\beta_{11}\beta_{12}\cdots = \beta^{2s}\cdots = \alpha\beta^{2s+2}$ or $\beta^{2s}\gamma^2$. The left of Figure 24 and Figure 25 show two different combinations of $\beta_{11}\beta_{12}\cdots$.

In the left of Figure 24, $\beta_{11}\beta_{12}\cdots = \alpha\beta^{2s+2}$. Then $\alpha_3\gamma_1\cdots = \alpha_3\gamma_1\gamma_4$ determines T_4 , and $\alpha_4\gamma_3\cdots = \alpha_4\gamma_3\gamma_5$; $\delta_3\delta_5\delta^2\cdots = \delta_3\delta_5\delta^2$ determines T_5 . By $\beta_{11}\beta_{12}\cdots = \alpha\beta^{2s+2}$, we get $E_{67} = a$ or b . In the right of Figure 24, $E_{67} = b$. Then $\alpha\alpha_6\beta_5\beta\cdots = \alpha\alpha_6\beta_5\beta$ determines T_6 . So we have $\alpha_5\beta_4\gamma_7\cdots$, which is not in Table 1. Therefore, $E_{67} = a$. By $\beta_{11}\beta_{12}\cdots = \alpha\beta^{2s+2}$, we get $E_{78} = b$. This determines T_7, T_8 . By α_6 , we get $\alpha\beta\beta_5\cdots = \alpha\beta\beta_5\beta_6\cdots = \alpha\beta^{2s+2}$ which determines T_6 . Then $\alpha_8\alpha\beta\cdots = \alpha_8\alpha\beta\beta_9$. So $\delta_2\delta_9\delta^2\cdots = \delta_2\delta_9\delta^2$ determines T_9 , and $\alpha_9\gamma_8\cdots = \alpha_9\gamma_8\gamma_{10}$; $\alpha_{10}\gamma_2\gamma_9\cdots = \alpha_{10}\gamma_2\gamma_9$ determines T_{10} . By $\alpha\beta\beta_5\beta_6\cdots = \alpha\beta^{2s+2}$, this determines $8s$ tiles and $\alpha_2\beta_1\cdots = \beta^{2s}\cdots = \alpha\beta^{2s+2}$. This is exactly the first flip modification of 3-layer earth map tilings $T((8s+4)\alpha\gamma^2, 4\alpha\beta^{2s+2}, (4s+2)\delta^4, 4s\alpha^2\beta^2)$ explained in the introduction. The flipped part lies between two shaded vertical lines in the first of Figure 24.

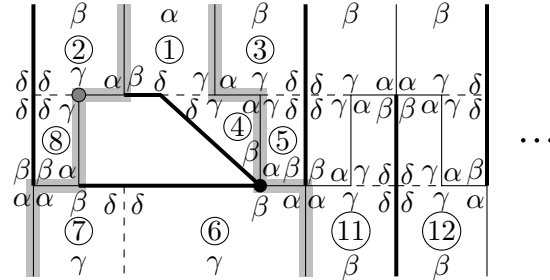
In Figure 25, we can also determine $8s$ tiles and T_1, T_2, T_3, T_4, T_5 . By



$T((8s + 4)\alpha\gamma^2, 4\alpha\beta^{2s+2}, (4s + 2)\delta^4, 4s\alpha^2\beta^2), 16s + 8$ tiles

Figure 24: Vertex $\alpha\beta^{2s+2}$ ($s = 1, 2, \dots$) appears, and $\beta_{11}\beta_{12}\dots = \alpha\beta^{2s+2}$.

$\beta_{11}\beta_{12}\dots = \beta^{2s}\gamma^2$, we get $E_{67} = c$. Then $\alpha\alpha_6\beta_5\beta\dots = \alpha\alpha_6\beta_5\beta$ determines T_6 ; $\alpha\alpha_7\beta\dots = \alpha\alpha_7\beta_8\beta$ determines T_7 ; $\delta_2\delta_8\delta^2\dots = \delta_2\delta_8\delta^2$ determines T_8 . So $\beta_4|\alpha_5|\beta_6|\dots = \alpha\beta^{2s+2}$. This determines $8s$ tiles and $\gamma_2\gamma_8\dots = \beta^{2s}\dots = \beta^{2s}\gamma^2$. This is exactly the second flip modification of 3-layer earth map tilings $T((8s + 4)\alpha\gamma^2, 2\beta^{4s+2}, (4s + 2)\delta^4, (4s + 2)\alpha^2\beta^2)$ explained in the introduction. The flipped part lies between two shaded line segments in Figure 25.



$T((8s + 2)\alpha\gamma^2, 2\alpha\beta^{2s+2}, 2\beta^{2s}\gamma^2, (4s + 2)\delta^4, (4s + 2)\alpha^2\beta^2), 16s + 8$ tiles

Figure 25: Vertex $\alpha\beta^{2s+2}$ ($s = 1, 2, \dots$) appears, and $\beta_{11}\beta_{12}\dots = \beta^{2s}\gamma^2$.

Case. $\beta^{2s}\gamma^2$ appears (and $\alpha^3, \beta^{2k}, \alpha\beta^{2t+2}$ are not vertices)

In Figure 26, $H_1 = \beta^{2s}\gamma^2 = \beta_1|\gamma_3|\gamma_4|\beta_2|\dots$ determines T_1, T_2, T_3, T_4 . Then $\delta_3\delta_4\dots = \delta_3\delta_4\delta_5\delta_6$ determines T_5, T_6 ; $\alpha_1\alpha_3\dots = \alpha_1\alpha_3\beta_7\beta$ determines T_7 , and $\alpha_7\beta_3\beta_5\dots = \alpha_7\alpha_8\beta_3\beta_5$. By α_8 , we get $|\gamma_7|\dots = |\gamma_7|\beta_8|\dots$ which determines T_8 . So $\alpha_5\gamma_8\dots = \alpha_5\gamma_8\gamma_9$. Then $\alpha_9\gamma_5\gamma_6\dots = \alpha_9\gamma_5\gamma_6$ determines T_9 ; $\alpha_2\alpha_4\dots = \alpha_2\alpha_4\beta_{10}\beta$ determines T_{10} , and $\alpha_{10}\beta_4\beta_6\dots = \alpha_{10}\alpha_{11}\beta_4\beta_6$. By

α_{11} , we have $\alpha_6\beta_9 \cdots \neq \alpha^2\beta^2$, a contradiction. So $\beta^{2s}\gamma^2$ is not a vertex.

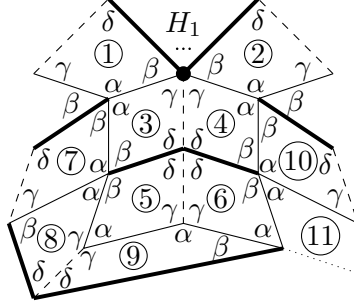


Figure 26: Vertex $\beta^{2s}\gamma^2$ ($s = 1, 2, \dots$) appears.

Case 334d Subcase 1, $H = \alpha\beta^{d-1}$

The unique AAD $H = |\beta|\beta|\dots = |\delta\beta^\alpha|\alpha\beta^\delta|\dots$ implies $\alpha^2 \cdots$ is a vertex. So $\alpha < \pi$. This implies $f > 4(d-1)$, $\alpha + 2\beta > \pi$, $\frac{\pi}{d-1} < \beta < \frac{\pi}{d-3}$, $\frac{\pi}{2} < \gamma < \frac{\pi}{2} + \frac{\pi}{d-3}$. By the angle values and the edge length consideration, we get

$$\text{AVC} \subset \{\alpha\gamma^2, \delta^4, \alpha\beta^{d-1}, \beta^t\delta^2 (t \geq 2 \text{ even}), \beta^t\gamma\delta (t \geq 3 \text{ odd}), \beta^{d-3}\gamma^2, \alpha^m\beta^2 (m \geq 2), \beta^t (t \geq d \text{ even}), \alpha^m\}.$$

If $\beta^{d-3}\gamma^2$ is a vertex, we get $f = 4d(d-3)$, $\alpha = \pi - \frac{2\pi}{d-3} + \frac{6\pi}{d(d-3)}$, $\beta = \frac{\pi}{d-3} - \frac{2\pi}{d(d-3)}$, $d = 5, 7, 9, 11$. This implies $\alpha^m\beta^2$ and α^m are not vertices, contradicting the fact that $\alpha^2 \cdots$ is a vertex. So $\beta^{d-3}\gamma^2$ is not a vertex.

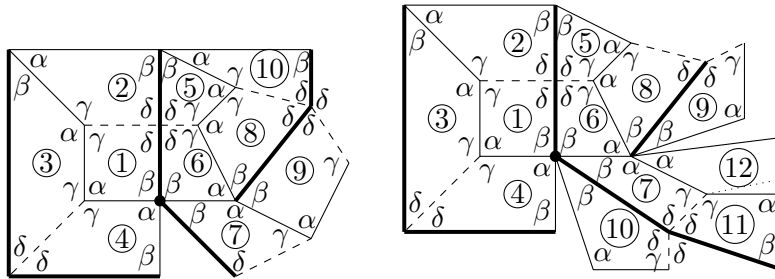


Figure 27: $H = \alpha\beta^{d-1}$, $\alpha_6\alpha_7 \cdots = \alpha^2\beta^2$ or $\alpha^m\beta^2$ ($m \geq 3$).

$H = |\alpha_4|\beta_1|\beta_6|\beta_7|\dots$ determines T_7 . Then $\gamma_5\gamma_6 \cdots = \alpha_8\gamma_5\gamma_6$. By α_8 , we deduce $\alpha_6\alpha_7 \cdots = \alpha^m\beta^2$ ($m \geq 2$). We discuss two cases $m = 2$ and $m \geq 3$ in Figure 27.

In the left of Figure 27, $\alpha_6\alpha_7\cdots = \alpha^2\beta^2$. This determines T_8, T_9 . Then $\alpha_5\gamma_8\cdots = \alpha_5\gamma_8\gamma_{10}$ determines T_{10} , and $\delta_8\delta_9\delta_{10}\cdots = \delta_8\delta_9\delta_{10}\delta$. Note that T_8 is a special 3344-tile which we have already discussed in Case $H = \alpha^{d-2}\beta^2$ with $d = 4$.

In the right of Figure 27, we can also determine T_7, T_8, T_{10} . By $\alpha_6\alpha_7\cdots = \alpha^m\beta^2 (m \geq 3) = \alpha_6\alpha_7\alpha_{12}\beta_8\beta_9\cdots$, we can determine T_9 . Then $\delta_7\delta_{10}\delta_{11}\cdots = \delta_7\delta_{10}\delta_{11}\delta$ determines T_{11} . By α_{12} , we have $\gamma_7\gamma_{11}\cdots \neq \alpha\gamma^2$, contradicting the AVC.

Calculate the quadrilateral in 3-layer earth map tilings

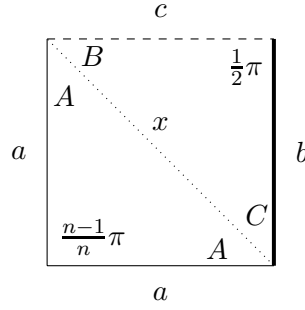


Figure 28: the quadrilateral in 3-layer earth map tilings.

In Figure 28, we have $\alpha = \frac{n-1}{n}\pi$, $\beta = A + C = \frac{1}{n}\pi$, $\gamma = A + B = \frac{n+1}{2n}\pi$, $\delta = \frac{1}{2}\pi$, $f = 8n$ for $n = 2, 3, \dots$. Applying the sine and cosine law of spherical triangles, we get

$$\begin{aligned} \cos x &= \cos b \cos c = \cos^2 a - \sin^2 a \cos \frac{\pi}{n} \\ \frac{\sin A}{\sin a} &= \frac{\sin(\pi - \frac{\pi}{n})}{\sin x} \\ \frac{\sin B}{\sin b} &= \frac{\sin C}{\sin c} = \frac{1}{\sin x} \end{aligned}$$

We can simplify and deduce an equation about $\sin \frac{a}{2}$:

$$\begin{aligned} 4 \sin^2 \frac{\pi}{n} \cos \frac{\pi}{2n} \sin^3 \frac{a}{2} - 2 \sin \frac{\pi}{n} (\sin \frac{\pi}{n} \cos \frac{\pi}{2n} + \sin \frac{\pi}{2n} - \sin \frac{\pi}{2n} \cos \frac{\pi}{n}) \sin \frac{a}{2} \\ + 1 - \cos \frac{\pi}{n} = 0 \end{aligned}$$

This cubic equation has only one real solution

$$\sin \frac{a}{2} = \frac{(\sqrt{5} - 1) \cos \frac{\pi}{2n}}{2 + 2 \cos \frac{\pi}{n}}$$

Then we get

$$\begin{aligned} a &= \pi - 2b \\ b &= \arccos \frac{\sqrt{5} - 1}{4 \cos \frac{\pi}{2n}} \\ c &= \arccos \frac{(3 - \sqrt{5}) \cos^2 \frac{\pi}{2n} + \sqrt{5} - 2}{\cos \frac{\pi}{2n}} \\ A &= \arcsin \frac{\sqrt{1 - \cos \frac{2\pi}{n}}}{\sqrt{2\sqrt{5} \cos \frac{\pi}{n} - 2 \cos \frac{\pi}{n} - \sqrt{5} + 5}} \\ B &= \frac{n+1}{2n} \pi - A \\ C &= \frac{\pi}{n} - A \end{aligned}$$

For $f = 16$, we get $\alpha = \frac{\pi}{2}, \beta = \frac{\pi}{2}, \gamma = \frac{2\pi}{4}, \delta = \frac{\pi}{2}$, $a \approx 0.2879\pi$, $b \approx 0.3560\pi$, $c \approx 0.1615\pi$.

For $f = 24$, we get $\alpha = \frac{2\pi}{3}, \beta = \frac{\pi}{3}, \gamma = \frac{2\pi}{3}, \delta = \frac{\pi}{2}$, $a \approx 0.2323\pi$, $b \approx 0.3839\pi$, $c \approx 0.1161\pi$.

We remark that a, b, c are distinct for all $n \geq 2$ and the quadrilateral is indeed of Type a^2bc .

Case 334d Subcase 2

Since the case $\deg H = 4$ has been discussed in Case 334d Subcase 1, we may assume $\deg H > 4$ afterwards. By the edge length consideration, we get $\alpha_4\beta_1 \cdots = \alpha\beta\gamma\delta$ or $\alpha^2\beta^2$. By Lemma 2, we get $\alpha_4\beta_1 \cdots = \alpha_4\alpha_5\beta_1\beta_6$. This determines T_6 .

$H = \delta_1\delta_2\delta_6 \cdots = \alpha^k\beta^l\gamma^m\delta^n$. If $m \geq 2$, we have $\gamma + \delta < \pi$. By $\alpha^2\beta^2$, we get $\alpha + \beta + \gamma + \delta < 2\pi$, contradicting Lemma 2. If $m = 1$, by Lemma 4, we get $l \geq 1$. So we have $\beta + \gamma + 3\delta \leq 2\pi$. By $\alpha^2\beta^2$ and $\alpha\gamma^2$, we get $\alpha + \beta + \gamma + \delta \leq 2\pi$, contradicting Lemma 2. Therefore, $m = 0$. By Lemma 4, l is even. If $l \geq 2$, by Lemma 4, we get $l \geq 2, n \geq 4$. So we have $\beta + 2\delta \leq \pi$. By

$\alpha^2\beta^2$ and $\alpha\gamma^2$, we get $\alpha + \beta + \gamma + \delta \leq 2\pi$, contradicting Lemma 2. Therefore, $l = 0$. By Lemma 4, we get $H = \delta^d$, $d = 6, 8, 10$. This determines T_7, T_9 .

The extra angle sum at H implies

$$H = \delta^d : \alpha = \frac{4\pi}{d} - \frac{8\pi}{f}, \beta = \pi - \frac{4\pi}{d} + \frac{8\pi}{f}, \gamma = \pi - \frac{2\pi}{d} + \frac{4\pi}{f}, \delta = \frac{2\pi}{d}, d = 6, 8, 10$$

This implies $f > 12, \beta > \frac{\pi}{3}, \gamma > \frac{2\pi}{3}, \delta \geq \frac{\pi}{5}$. By the angle values and the edge length consideration, we get

$$\text{AVC} \subset \{\alpha\gamma^2, \alpha^2\beta^2, \delta^d, \beta^4, \beta^2\delta^2, \alpha^m\}.$$

Then $\alpha_2\beta_3 \cdots = \alpha_2\alpha_{10}\beta_3\beta$. By $\alpha_{10}, \beta_2\beta_7 \cdots = \beta_2\beta_7\beta_{10}\beta_{11}$ determines T_{10}, T_{11} . When vertex β^4 appears, we get $\alpha = \beta = \frac{\pi}{2}, \gamma = \frac{3\pi}{4}$. So $\beta^2\delta^2$ is not a vertex.

If $H = \delta^8$ or δ^{10} , we have $\alpha + \beta + \gamma + \delta \leq 2\pi$, contradicting Lemma 2. Therefore, $H = \delta^6$. This determines T_8 , and $\gamma_7\gamma_8 \cdots = \alpha_{13}\gamma_7\gamma_8$. By $\alpha_{13}, \alpha_7\alpha_{11} \cdots = \alpha_7\alpha_{11}\beta_{12}\beta_{13}$ determines T_{12}, T_{13} ; $\alpha_8\gamma_{13} \cdots = \alpha_8\gamma_{13}\gamma_{14}$ determines T_{14} . So $\alpha_{14}\beta_8\beta_9 \cdots = \alpha_{14}\alpha_{15}\beta_8\beta_9$. By α_5 , we get $|\beta_4| \cdots = |\beta_4|\beta_5| \cdots = \beta^4$ which determines T_5 . Then $\alpha_6\gamma_5 \cdots = \alpha_6\gamma_5\gamma_{16}$, and $\alpha_{16}\gamma_6\gamma_9 \cdots = \alpha_{16}\gamma_6\gamma_9$ determines T_{16} . By α_{15} , we have $\alpha_9\beta_{16} \cdots \neq \alpha^2\beta^2$, contradicting the AVC.

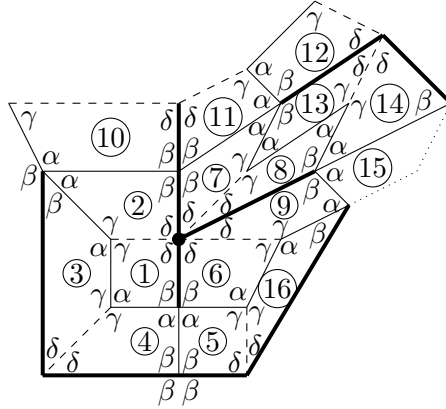


Figure 29: Case 334d Subcase 2, $H = \delta^6$.

Case 335d Subcase 1

By the edge length consideration, we get $\delta_1\delta_2 \cdots = \alpha\beta^2\delta^2$ or $\beta\gamma\delta^3$. By $\alpha\gamma^2$ and Lemma 2, we have $\delta_1\delta_2 \cdots = \beta\gamma\delta^3$. By Lemma 9 and $\alpha\gamma^2$, we

get $\alpha_4\beta_1\cdots = \alpha^k\beta^{2t}$. If $k \geq 2$, by $\alpha\gamma^2$ and $\beta\gamma\delta^3$, we get a contradiction. Therefore, $H = \alpha\beta^{d-1}$, $d = 5, 7$.

We have unique AAD $\beta\gamma\delta^3 = |\delta\beta\alpha|\alpha\gamma\delta|\cdots$. This gives a vertex $\alpha^2\cdots$. By $\alpha\gamma^2, \beta\gamma\delta^3$ and Lemma 2, we have $\alpha + \beta > \pi, \alpha + \gamma > \pi$. So $R(\alpha^2\cdots) < 2\beta, \beta + \gamma, 2\gamma$. If $R(\alpha^2\cdots)$ has β or γ , by Lemma 4, we get a contradiction. By Lemma 5, we get $\alpha^2\cdots = \alpha^k$. The angle sums at $\alpha^k, \alpha\beta^{d-1}, \alpha\gamma^2, \beta\gamma\delta^3$ imply $\alpha^{k-1}\beta^{d-3} < 2\pi$, contradicting $\alpha + \beta > \pi$.

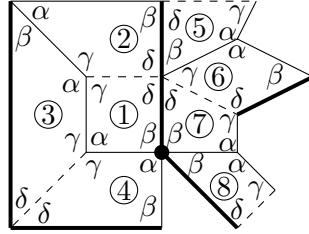


Figure 30: Case 335d Subcase 1

Case 335d Subcase 2

Since $\deg H = 5$ has been discussed in Case 335d Subcase 1, we consider $\deg H = 6, 7$. By the edge length consideration, we get $\alpha_4\beta_1\cdots = \alpha\beta^2\delta^2, \alpha\beta^2\gamma^2, \alpha^3\beta^2$ or $\alpha\beta^4$. By $\alpha\gamma^2$ and Lemma 2, $\alpha\beta^2\delta^2$ and $\alpha\beta^2\gamma^2$ are not vertices. Then we get two pictures according to the two possible arrangements of $\alpha_4\beta_1\cdots$.

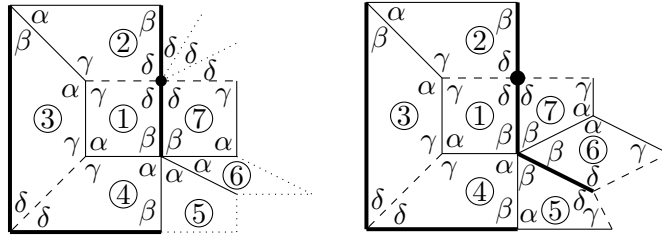


Figure 31: Case 335d Subcase 2, $\alpha_4\beta_1\cdots = \alpha^3\beta^2$ and $\alpha_4\beta_1\cdots = \alpha\beta^4$.

Case 335d Subcase 2, $\alpha_4\beta_1\cdots = \alpha^3\beta^2$

In the first of Figure 31, $|\alpha_4|\beta_1|\cdots = \alpha^3\beta^2 = |\beta_1|\beta_7|\alpha_6|\alpha_5|\alpha_4|$. This determines T_7 . Suppose $H = \delta_1\delta_2\delta_7\cdots = \alpha^k\beta^l\gamma^m\delta^n$. If $m \geq 1$, by Lemma

4, we get $H = \beta\gamma\delta^3 \cdots$ or $\gamma^2\delta^4 \cdots$. By $\alpha\gamma^2, \alpha^3\beta^2$ and Lemma 2, we get a contradiction. Therefore, $m = 0$. If $l \geq 1$, by Lemma 4, we get $H = \beta^2\delta^4 \cdots$. By $\alpha\gamma^2, \alpha^3\beta^2$ and Lemma 2, we get a contradiction. Therefore, $l = 0$. By Lemma 4 and Lemma 5, we have $H = \delta^6$. The angle sums at $\alpha\gamma^2, \alpha^3\beta^2, \delta^6$ imply $\alpha = \frac{\pi}{3} - \frac{4\pi}{f}, \beta = \frac{\pi}{2} + \frac{6\pi}{f} > \frac{\pi}{2}, \delta = \frac{\pi}{3}, \gamma = \frac{5\pi}{6} + \frac{2\pi}{f}$.

By $|\alpha_6|\alpha_5|\alpha_4| \cdots$ and Lemma 7, this implies $\gamma|\gamma \cdots$ or $\beta|\gamma$ is a vertex. Suppose $\gamma|\gamma \cdots$ is a vertex. $R(\gamma|\gamma \cdots) < \frac{\pi}{3} \leq \beta, \gamma$ and δ , contradicting the fact that $R(\gamma|\gamma \cdots)$ has γ or δ . Suppose $\beta|\gamma \cdots$ is a vertex. $R(\beta|\gamma \cdots) < \frac{2\pi}{3} < \gamma$. So we have $|\beta|\gamma \cdots = |\beta|\gamma|\delta| \cdots$. $R(|\beta|\gamma|\delta| \cdots) = \frac{\pi}{3} - \frac{8\pi}{f} < \text{all angles}$. By Proposition 10, $\beta\gamma\delta$ never appears, a contradiction.

Case 335d Subcase 2, $\alpha_4\beta_1 \cdots = \alpha\beta^4$

In the second of Figure 31, $|\alpha_4|\beta_1| \cdots = \alpha\beta^4$. This determines T_5, T_6, T_7 . By $\alpha_6\alpha_7 \cdots$, we have $\alpha < \pi$. By $\alpha\gamma^2$ and $\alpha\beta^4$, we can get $\beta = \frac{\pi}{2} - \frac{\alpha}{4} > \frac{\pi}{4}$, $\gamma = \pi - \frac{\alpha}{2} > \frac{\pi}{2}$. By Lemma 2, we can get $\delta > \beta > \frac{\pi}{4}$. By the edge length consideration, we get $H = \delta_1\delta_2\delta_7 \cdots = \alpha\beta^2\delta^4, \alpha\gamma^2\delta^4, \delta^4\beta^2, \delta^4\gamma^2, \delta^6, \beta^3\gamma\delta^3, \beta\gamma^3\delta^3$ or $\beta\gamma\delta^5$.

By $\alpha\gamma^2$ and Lemma 2, this implies $\alpha\beta^2\delta^4$ and $\alpha\gamma^2\delta^2$ are not vertices. By $\beta, \delta > \frac{\pi}{4}, \gamma > \frac{\pi}{2}$, we can get $\gamma^2\delta^4, \beta^3\gamma\delta^3, \beta\gamma^3\delta^3$ or $\beta\gamma\delta^5$ are not vertices. Therefore, $H = \beta^2\delta^4$ or δ^6 .

If $H = \delta^6$, the angle sums at $\alpha\gamma^2, \alpha\beta^4, \delta^6$ imply $\alpha = \frac{2\pi}{3} + \frac{16\pi}{f}, \beta = \frac{\pi}{3} - \frac{4\pi}{f}, \gamma = \frac{2\pi}{3} - \frac{8\pi}{f}, \delta = \frac{\pi}{3}$. So we have $\alpha > \frac{2\pi}{3}, \frac{\pi}{4} < \beta < \frac{\pi}{3}, \frac{\pi}{2} < \gamma < \frac{2\pi}{3}$. By the range of angles, $R(\alpha_6\alpha_7 \cdots) < \frac{2\pi}{3} \leq \alpha, 2\gamma, 2\delta$. By Lemma 4, $R(\alpha_6\alpha_7 \cdots) = 2\beta$. So we have $\alpha_6\alpha_7 \cdots = \alpha^2\beta^2$. By $\alpha\beta^4$, we get $\alpha = \frac{2\pi}{3}$, a contradiction.

If $H = \beta^2\delta^4$, we can get $\alpha = \frac{2\pi}{3} + \frac{32\pi}{3f}, \beta = \frac{\pi}{3} - \frac{8\pi}{3f}, \gamma = \frac{2\pi}{3} - \frac{16\pi}{3f}, \delta = \frac{\pi}{3} + \frac{4\pi}{3f}$. Then we can get $\alpha > \frac{2\pi}{3}, \frac{\pi}{4} < \beta < \frac{\pi}{3}, \frac{\pi}{2} < \gamma < \frac{2\pi}{3}, \frac{\pi}{3} < \delta < \frac{3\pi}{8}$. By the range of angles, $R(\alpha_6\alpha_7 \cdots) < \frac{2\pi}{3} < \alpha, 2\gamma, 2\delta$. Similarly, we get a contradiction.

5 Tiling for Case 3444

By Proposition 10, we can assume δ never appears at any degree 3 vertices. So we divide the classification into two cases in Figure 32, according to whether the location of the degree 3 vertex of a special tile is at α or γ (the case β is symmetric to the case γ).

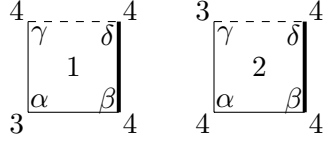


Figure 32: Special tiles with vertex degrees 3444.

Proposition 12. *There is no tiling of the sphere by congruent quadrilaterals in Figure 1, such that $\alpha^3, \beta^4, \gamma^2\delta^2$ are vertices.*

Proof. If $\alpha^3, \beta^4, \gamma^2\delta^2$ are vertices, we have $\alpha = \frac{2\pi}{3}, \beta = \frac{\pi}{2}, \gamma + \delta = \pi$. Since $\beta, \gamma, \delta < \pi$ and $\alpha = \frac{2\pi}{3}$, according to the angle spherical triangles is greater than π , we have $\gamma > \frac{\pi}{6}$. By Lemma 7, we have the AAD $|\alpha^\beta|^\gamma\alpha| \dots$ at α^3 . This gives a vertex $\beta\gamma \dots$. Suppose $H_1 = \beta\gamma \dots = \alpha^k\beta^l\gamma^m\delta^n$. If $k \geq 1$, we have $H_1 = \alpha\beta\gamma \dots$. By Lemma 2, we get $n = 0$. And by Lemma 4, we have $l \geq 2, m \geq 2$. Then we have $\alpha + 2\beta + 2\gamma > 2\pi$, a contradiction. Therefore, $k = 0$. If $n = 0$, by $\beta = \frac{1}{2}\pi, \gamma > \frac{1}{6}\pi$ and Lemma 4, we get $H_1 = \beta^2\gamma^2, \beta^2\gamma^4$. If $\beta^2\gamma^2$ is a vertex, we get $\beta = \gamma$, a contradiction. So $H_1 = \beta^2\gamma^4$. If $n > 0$, by $\beta^4, \gamma^2\delta^2$ and Lemma 4, we get $H_1 = \beta\gamma^m\delta, \beta\gamma\delta^n$. Therefore, $H_1 = \beta^2\gamma^4, \beta\gamma^m\delta$ or $\beta\gamma\delta^n$.

If $H_1 = \beta^2\gamma^4$, we have AAD $H_1 = |\alpha\gamma^\delta|^\beta\gamma^\alpha| \dots$. This gives a vertex $|\delta|^\beta| \dots$. By $\beta^4, \beta^2\gamma^4, \gamma^2\delta^2$, we have $\delta = \frac{3\pi}{4}$. $R(|\delta|^\beta| \dots) = \frac{\pi}{2} = \beta < \delta$. So we have $|\delta|^\beta| \dots = |\delta|^\beta|\beta|$, contradicting Lemma 4.

If $H_1 = \beta\gamma^m\delta$, by Lemma 4, m is an odd integer ≥ 3 . So we can infer $\gamma \leq \frac{\pi}{4}, \delta \geq \frac{3\pi}{4}$. And we have AAD $H_1 = |\gamma|^\beta|\gamma| \dots = |\delta\gamma^\alpha|^\beta\gamma^\alpha| \dots$. This gives a vertex $|\delta|^\beta| \dots$. $R(|\delta|^\beta| \dots)$ has β or δ . By $\beta = \frac{\pi}{2}, \delta \geq \frac{3\pi}{4}$ and Lemma 4, we get a contradiction.

If $H_1 = \beta\gamma\delta^n$, by Lemma 4, n is an odd integer ≥ 3 . So we can infer $\delta \leq \frac{\pi}{4}, \gamma \geq \frac{3\pi}{4}$. And we have ADD $H_1 = |\delta|^\beta|\delta| \dots = |\gamma\delta^\beta|^\beta\delta\gamma|\gamma\delta^\beta| \dots$. This gives a vertex $|\gamma|^\beta|\gamma| \dots$. $R(|\gamma|^\beta|\gamma| \dots)$ has α, β or γ . By $\alpha = \frac{2\pi}{3}, \beta = \frac{\pi}{2}, \gamma \geq \frac{3\pi}{4}$ and Lemma 4, we get a contradiction. □

Proposition 13. *There is no tiling of the sphere by congruent quadrilaterals in Figure 1, such that $\alpha^3, \beta^2\gamma^2, \gamma^2\delta^2, \beta|\beta \dots$ are vertices.*

Proof. If $\alpha^3, \beta^2\gamma^2$ and $\gamma^2\delta^2$ are vertices, by lemma 2, we have $\alpha = \frac{2\pi}{3}, \gamma = \frac{2\pi}{3} - \frac{4\pi}{f}, \beta = \delta = \frac{\pi}{3} + \frac{4\pi}{f}$. So $\beta, \delta > \frac{\pi}{3}$. Suppose $H_1 = \beta|\beta \dots = \alpha^m\beta^t\gamma^l\delta^s$. $R(\beta|\beta \dots)$ has β or δ . If $l \geq 2$, we get $t\beta + 2\gamma + s\delta > 2\pi$, a contradiction. If

$l = 1$, by Lemma 4, we get $t \geq 3$ and $s \geq 1$. Then we have $3\beta + \gamma + \delta > 2\pi$, a contradiction. Therefore, $l = 0$. By Lemma 4, we have $t + s \geq 4$. If $m \geq 1$, we get $\alpha + t\beta + s\delta > 2\pi$, a contradiction. Therefore, $m = 0$. By Lemma 4, $H_1 = \beta^t \delta^s$ ($t, s \geq 2$ even). If $t + s = 4$, we get $\beta = \gamma = \frac{\pi}{2}$, a contradiction. If $t + s \geq 6$, we get $t\beta + s\delta > 2\pi$, a contradiction. \square

5.1 Case 3444 Subcase 1

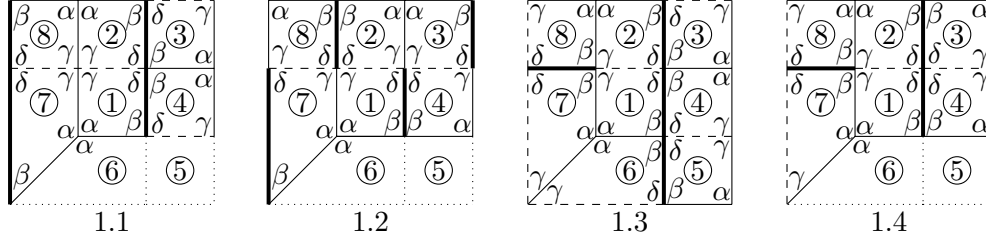


Figure 33: Subcases 1 for 3444.

Let the first of Figure 32 be the center tile T_1 in the partial neighborhood in Figure 33. If $E_{67} = b$ or c , we have $E_{78} = E_{56} = a$. By $E_{12} = c$, $E_{28} = a$ or b , and we have $\gamma_1 \cdots = \alpha\beta\gamma\delta$ or $\alpha^2\gamma^2$. By Lemma 2, we know $\alpha\beta\gamma\delta$ is not a vertex. Then $\gamma_1 \cdots = \alpha_7\alpha_8\gamma_1\gamma_2$ determines T_2, T_8 . Similarly, we get $\beta_1 \cdots = \alpha_5\alpha_6\beta_1\beta_4$. The angle sums at $\alpha^2\gamma^2, \alpha^2\beta^2$ imply $\beta = \gamma$, a contradiction. Therefore, $E_{67} = a$.

There are two possible arrangements of T_7 . The first and second pictures show one arrangement, and the third and fourth show the other arrangement. We label the four partial neighbourhood tilings as Subcases 1.1, 1.2, 1.3, 1.4.

In the first and second pictures, we have $E_{78} = c$, which determines T_7 . By $E_{78} = E_{12} = c$, we get $E_{28} = a$ or b . In the first picture $E_{28} = a$, and in the second picture $E_{28} = b$.

In the third and fourth pictures, $E_{78} = b$. This determines T_7 . Since E_{28} is adjacent to both b and c , we get $E_{28} = a$. Then we determine T_2, T_8 . By $E_{14} = E_{23} = b$, we get $E_{34} = a$ or c . In the third picture $E_{34} = a$, and in the fourth picture $E_{34} = c$.

Subcase 1.1 ($E_{78} = c, E_{28} = a$)

$E_{28} = a$ determines T_2, T_8 . By $E_{14} = E_{23} = b$, we get $E_{34} = a$ or c . If $E_{34} = c$, then we can determine T_3, T_4 and get β_4 . By α_6 , we have $\beta_1\beta_4 \cdots = \beta^2\gamma^2$ or β^4 . By γ^4 , we can imply $\beta = \gamma$, a contradiction. Therefore, $E_{34} = a$, which determines T_3, T_4 . So we get $\alpha^3, \gamma^4, \beta^2\delta^2$ are vertices. By Proposition 12', we get a contradiction.

Subcase 1.2 ($E_{78} = c, E_{28} = b$)

$E_{28} = b$ determines T_2, T_8 . By $E_{14} = b$, we get $E_{34} = a$ or c . So we have $\gamma_2\delta_1 \cdots = \alpha\beta\gamma\delta$ or $\gamma^2\delta^2$. By Lemma 2, we know $\alpha\beta\gamma\delta$ is not a vertex. Therefore, $\gamma_2\delta_1 \cdots = \gamma_2\gamma_3\delta_1\delta_4$. This determines T_3, T_4 . By $\alpha_6, \beta_1\beta_4 \cdots = \beta^4$ or $\beta^2\gamma^2$.

If $\beta_1\beta_4 \cdots = \beta^4$, we get $\alpha^3, \gamma^2\delta^2, \beta^4$. By Proposition 12, we get a contradiction. If $\beta_1\beta_4 \cdots = \beta^2\gamma^2$, then we can determine T_5, T_6 and get β_6 . So $\alpha^3, \gamma^2\delta^2, \beta^2\gamma^2, \beta\beta \cdots$ are vertices. By Proposition 13, we get a contradiction.

Subcase 1.3 ($E_{34} = a$)

$E_{34} = a$ determines T_3, T_4 . By the edge length consideration and $E_{45} = c$, we get $E_{56} = b$. This determines T_5, T_6 . So we get $\alpha^3, \beta^2\gamma^2, \beta^2\delta^2, \gamma\beta \cdots$ are vertices. By Proposition 13', we get a contradiction.

Subcase 1.4 ($E_{34} = c$)

$E_{34} = c$ determines T_3, T_4 . By the edge length consideration, we have $\beta_1\beta_4 \cdots = \beta^4$ or $\beta^2\gamma^2$. If $\beta_1\beta_4 \cdots = \beta^4$, then by $\beta^2\gamma^2, \beta^4$, we imply $\beta = \gamma$, a contradiction. Therefore, $\beta_1\beta_4 \cdots = \beta^2\gamma^2$. The angle sums at $\alpha^3, \beta^2\gamma^2, \delta^4$ imply $\alpha = \frac{2\pi}{3}, \beta + \gamma = \pi, \delta = \frac{\pi}{2}, f = 24$. Since $\alpha = \frac{2\pi}{3}, \beta, \gamma, \delta < \pi$, according to the angle spherical triangles is greater than π , we have $\beta, \gamma > \frac{\pi}{6}$. We substitute the finitely many combinations of exponents satisfying the bounds into the equation above, we further get the results as shown in Table 2.

If γ^{10} is a vertex, we have $\text{AVC} \subset \{\alpha^3, \beta^2\gamma^2, \delta^4, \gamma^{10}\}$. By Lemma 6, we get a contradiction. Similarly, we can infer that $\alpha\gamma^6, \gamma^4\delta^2, \gamma^8, \beta\gamma^3\delta, \beta^4\delta^2, \beta^8, \beta^3\gamma\delta, \alpha\beta^6, \beta^{10}$ are not vertices. By $\beta \neq \gamma, \beta^2\delta^2, \beta^4, \gamma^2\delta^2$ and γ^4 are not vertices.

If $\alpha\gamma^4, \alpha^2\gamma^2$ or γ^6 is a vertex. By Lemma 6, we know $\alpha\beta^2$ is a vertex. In Figure 34, $\alpha_1\beta_2\beta_3 = |\beta\alpha_1^\gamma|^\alpha|\beta_2^\delta|^\delta|\beta_3^\alpha|$, which determines T_1, T_2, T_3 . Then

Table 2: AVC for Subcase 2.2, $\alpha = \frac{2\pi}{3}, \beta + \gamma = \pi, \delta = \frac{\pi}{2}, f = 24$.

vertex	β	vertex	β
$\alpha^3, \beta^2\gamma^2, \delta^4$	all	$\beta^2\delta^2, \beta^4, \gamma^2\delta^2, \gamma^4$	$\pi/2$
γ^{10}	$4\pi/5$	$\alpha\gamma^2, \alpha\beta^4, \alpha^2\beta^2, \beta^6$	$\pi/3$
$\alpha\gamma^6$	$7\pi/9$	$\beta^3\gamma\delta, \beta^4\delta^2, \beta^8$	$\pi/4$
$\beta\gamma^3\delta, \gamma^4\delta^2, \gamma^8$	$3\pi/4$	$\alpha\beta^6$	$2\pi/9$
$\alpha\beta^2, \alpha\gamma^4, \alpha^2\gamma^2, \gamma^6$	$2\pi/3$	β^{10}	$\pi/5$

$\alpha_3\beta_1 \cdots = \alpha\beta^2, \delta_2\delta_3 = \delta^4, \gamma_3 \cdots = \beta^2\gamma^2, \alpha\gamma^4, \alpha^2\gamma^2$ or γ^6 . There is a $334d$ -tile, which has been discussed.

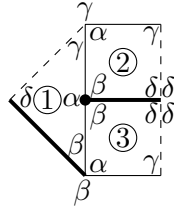


Figure 34: Tiling when $\alpha\beta^2$ appears.

Therefore, we have $\text{AVC} \subset \{\alpha^3, \beta^2\gamma^2, \delta^4\}$. Then $\alpha_2\alpha_8 \cdots = \alpha_2\alpha_8\alpha_9$. By α_9 , we have $\beta_2\beta_3 \cdots = \beta_2\beta_3\gamma_9\gamma_{10}$. Then we can determine T_9, T_{10} . Then $\delta_9\delta_{10} \cdots = \delta^4$.

We started with $\delta_1\delta_2\delta_3\delta_4 = \delta^4$, and derived $\delta_9\delta_{10} \cdots = \delta^4$. We may repeat the argument from $\delta_9\delta_{10} \cdots$ in place of $\delta_1\delta_2\delta_3\delta_4 = \delta^4$. After repeating six times, we get the quadrilateral subdivision of the octahedron, as shown in Figure 35.

Moduli of quadrilateral subdivision tilings from the octahedron

The right of Figure 35 shows the quadrilateral subdivision of one triangular face of the regular octahedron. We have

$$PN = MN = a, BP = b, MB = c, b + c = \frac{\pi}{2}.$$

By symmetry between β and γ and $\beta \neq \gamma$, we may assume that $b \in (0, \frac{\pi}{4})$. The cosine law gives

$$\cos MP = \cos^2 a + \sin^2 a \cos \alpha = \cos b \cos c + \sin b \sin c \cos \delta$$

Solving the above equation we get

$$a = \arccos \sqrt{\frac{\sin 2b + 1}{3}}$$

By $\beta^2\gamma^2$, we know $\gamma = \pi - \beta$. We use the cosine law twice for BN :

$$\cos BN = \cos a \cos b + \sin a \sin b \cos(\pi - \gamma)$$

$$\cos BN = \cos a \cos c + \sin a \sin c \cos \gamma,$$

which implies

$$\gamma = \arccos \frac{\cos b - \sin b}{(\sin b + \cos b) \tan(\arccos \sqrt{\frac{\sin 2b + 1}{3}})}.$$

Solving $a = b$, we get $b = \arctan(\sqrt{3} - 1) < \frac{\pi}{4}$. Solving $a = c$, we get $b = \arctan \frac{1+\sqrt{3}}{2} > \frac{\pi}{4}$. We conclude that the moduli of quadrilateral subdivision tilings from the octahedron is given by the open interval $(0, \frac{\pi}{4})$ for the length of b , and the quadrilateral reduces from Type a^2bc to Type a^3b when $b = \arctan(\sqrt{3} - 1)$.

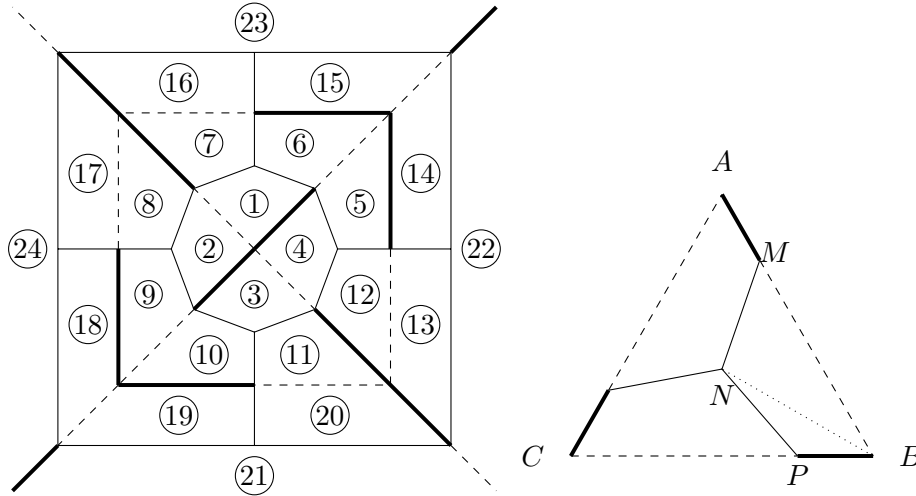


Figure 35: $AVC = \alpha^3, \beta^2\gamma^2, \delta^4$.

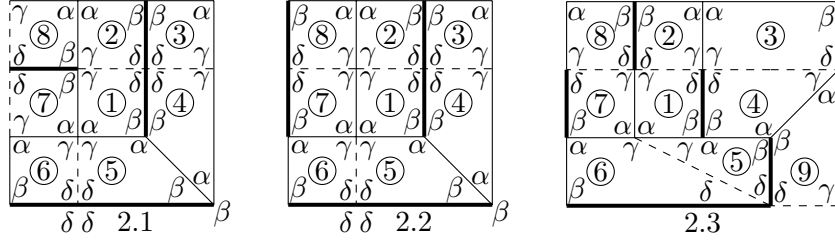


Figure 36: Subcases 2 for 3444.

5.2 Case 3444 Subcase 2

Let the second of Figure 32 be the center tile T_1 in the partial neighborhood in Figure 36. By $E_{14} = b$, we get $E_{45} = a$ or c . By Proposition 10, we have $E_{45} = a$. We determine T_4 and get α_5 . By the edge length consideration, we get $\alpha_1 \cdots = \alpha\beta\gamma\delta, \alpha^2\beta^2, \alpha^2\gamma^2$. By Lemma 2 and $\alpha\beta^2$, we have $\alpha_1 \cdots = \alpha^2\gamma^2$. Then we can determine T_5, T_6 . By the edge length consideration, $E_{78} = b$ or c . In the first picture, $E_{78} = b$. In the second and third pictures, $E_{78} = c$. Since E_{28} is adjacent to c , we have $E_{28} = a$ or b . In the second picture $E_{28} = a$, and in the third picture $E_{28} = b$.

Subcase 2.1 ($E_{78} = b$)

$E_{78} = b$ determines T_7 . Since E_{28} is adjacent to both b and c , we have $E_{28} = a$, which determines T_2, T_8 , and further determines T_3 . The angle sums at $\alpha\beta^2, \alpha^2\gamma^2, \beta^2\gamma^2, \delta^4$ imply $\alpha = \beta = \frac{2\pi}{3}, \gamma = \frac{\pi}{3}, \delta = \frac{\pi}{2}$. By the edge length consideration, we further get the AVC $\subset \{\alpha\beta^2, \alpha^2\gamma^2, \beta^2\gamma^2, \delta^4, \alpha^3, \gamma^6, \alpha\gamma^4\}$.

Then $\alpha_4\beta_5 \cdots = \alpha\beta^2, \delta_5\delta_6 \cdots = \delta^4$. So T_5 is a 3344-tile, which has been discussed.

Subcase 2.2 ($E_{78} = c, E_{28} = a$)

$E_{28} = a$ determines T_2, T_8 , and further determines T_3 . By $\alpha\beta^2, \alpha^2\gamma^2, \gamma^4, \delta^4$ and Lemma 2, we get $\alpha = \frac{\pi}{2}, \beta = \frac{3\pi}{4}, \gamma = \frac{\pi}{2}, \delta = \frac{\pi}{2}$. This implies $\alpha\beta \cdots = \alpha\beta^2, \delta_5\delta_6 \cdots = \delta^4$. Then $\alpha_4\beta_5 \cdots = \alpha\beta^2, \delta_5\delta_6 \cdots = \delta^4$. So T_5 is a 3344-tile, which has been discussed.

Subcase 2.3 ($E_{78} = c, E_{28} = b$)

$E_{28} = b$ determines T_2, T_8 , and further determines T_3 . The angle sums at $\alpha\beta^2, \alpha^2\gamma^2, \gamma^2\delta^2$ imply $\alpha = \frac{8\pi}{f}, \beta = \pi - \frac{4\pi}{f}, \gamma = \pi - \frac{8\pi}{f}, \delta = \frac{8\pi}{f}$. This implies $0 < \alpha, \gamma, \delta < \pi, \frac{\pi}{2} < \beta < \pi$. Suppose $\alpha\beta \cdots = \alpha^k\beta^l\gamma^m\delta^n$. If $l \geq 2$, since $\alpha\beta^2$ is a vertex, we get $\alpha\beta \cdots = \alpha\beta^2$. If $l = 1$, by Lemma 4, we have $m, n \geq 1$. Then we get $\alpha\beta \cdots = \alpha\beta\gamma\delta \cdots$, contradicting Lemma 2. Therefore, $\alpha\beta \cdots = \alpha\beta^2$. Then $\alpha_4\beta_5 \cdots = \alpha_4\beta_5\beta_9$ determines T_9 . Suppose $\alpha_9\gamma_4\delta_3 \cdots = \alpha^k\beta^l\gamma^m\delta^n$. By Lemma 2 and Lemma 4, we have $l, n \geq 2$. Then we have $\alpha + 2\gamma + 2\delta \leq 2\pi$. By $\alpha\beta^2$, we get $\alpha + \beta + \gamma + \delta \leq 2\pi$, contradicting Lemma 2.

6 Tiling for Case 3445

By Proposition 10, we can assume δ never appears at any degree 3 vertices. So we divide the classification into five cases in Figure 37, according to whether the location of the degree 3 vertex of a special tile is at α or β (the case γ is symmetric to the case β). We further consider the location of the degree 5 (while the degree 3 is at α , the case γ is symmetric to the case β), and label the five partial neighbourhood tilings as Subcases 1, 2, 3, 4, 5.

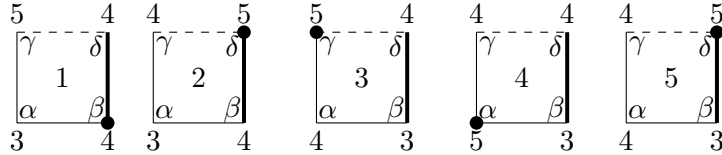


Figure 37: Special tiles with vertex degrees 3445.

Let the third to fifth of Figure 37 be the center tile T_1 in the partial neighborhood in Figure 38. Since E_{45} is adjacent to b , $E_{45} = a$ or c . By Proposition 10, we get $E_{45} = a$. Then we can determine T_4 , and get α_5 .

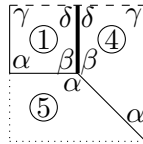


Figure 38: Subcases 3,4,5 for 3445.

6.1 Case 3445 Subcase 1

We tile possible partial neighborhoods in Figure 39. If $E_{67} = b$, then we can determine T_6, T_7 and get $\alpha_1 \cdots = \alpha\beta^2$. By $E_{14} = b$, we have $E_{45} = a$ or c . Then we have $\alpha_6\beta_1 \cdots = \alpha\beta\gamma\delta$ or $\alpha^2\beta^2$. By $\alpha\beta^2$ and Lemma 2, we get a contradiction. If $E_{67} = c$, then we can determine T_6, T_7 . Since E_{29} is adjacent to c , $E_{29} = a$ or b . If $E_{29} = a$, by $\alpha\gamma^2$, $H = \alpha_7\gamma_1 \cdots = \alpha\gamma^2$, contradicting $\deg = 5$. Therefore, $E_{29} = b$. Similarly, we get $E_{89} = a$. Then we have $\alpha^2\beta\gamma\delta$ is a vertex, contradicting Lemma 2. Therefore, we have $E_{67} = a$. There are two arrangements of T_6 . The first and second pictures show one arrangement, and the third to fifth show the other arrangement. We label the five partial neighbourhood tilings as Subcases 1.1, 1.2, 1.3, 1.4, 1.5.

In the first and second pictures, $E_{56} = b$. Since E_{45} is adjacent to b , we get $E_{45} = a$ or c . In the first picture, $E_{45} = a$. And in the second picture, we have $E_{45} = c$.

In the third to fifth pictures, $E_{56} = c$. This determines T_6 . Since E_{45} is adjacent to both b and c , $E_{45} = a$. This determines T_4, T_5 . By $E_{12} = E_{34} = c$, we have $E_{23} = a$ or b . If $E_{23} = a$, then we can determine T_2, T_3 . By the edge length consideration, we have $H = \gamma_1\delta_2 \cdots = |\gamma_1|\delta_2|\beta|\beta|\beta|, |\gamma_1|\delta_2|\delta|\delta|\beta|$ or $|\gamma_1|\delta_2|\beta|\gamma|\gamma|$. If $H = \beta^3\gamma\delta, \beta\gamma\delta^3$, by $\alpha^3, \beta^2\gamma^2$ and $\gamma^2\delta^2$, we get $\alpha + \beta + \delta + \gamma = 2\pi$, contradicting Lemma 2. If $H = \beta\gamma^3\delta$, by $\gamma^2\delta^2$ and $\beta^2\gamma^2$, we get $\gamma = 0$, a contradiction. Therefore, $E_{23} = b$. This determines T_2, T_3 . Then three possible ways of arranging E_{89} give three pictures.

Subcase 1.1 ($E_{56} = b, E_{45} = a$)

$E_{45} = a$ determines T_4, T_5 . Since E_{23} is adjacent to c , $E_{23} = a$ or b . If $E_{23} = b$, then we can determine T_2, T_3 . By the edge length consideration, $H = \gamma_1\gamma_2 \cdots = \alpha\beta^2\gamma^2, \alpha\gamma^4, \beta\gamma^3\delta$. By α^3, β^4 and δ^4 , we get $\alpha + \beta + \gamma + \delta \leq 2\pi$, contradicting Lemma 2. Therefore, we have $E_{23} = a$, which determines T_2, T_3 . So we get $\alpha^3, \gamma^2\delta^2, \beta^4$ are vertices. By Proposition 12, we get a contradiction.

Subcase 1.2 ($E_{56} = b, E_{45} = c$)

$E_{45} = c$ determines T_4, T_5 . Since E_{23} is adjacent to c , $E_{23} = a$ or b , we have $\beta_4\delta_1 \cdots = \alpha\beta\gamma\delta, \beta^2\delta^2$. By Lemma 2, $\alpha\beta\gamma\delta$ is not a vertex, so $\beta_4\delta_1 \cdots = \beta^2\delta^2$, which determines T_2, T_3 . By the edge length consideration, we get $H = \gamma_1\gamma_2 \cdots = \alpha\beta^2\gamma^2, \alpha\gamma^4, \beta\gamma^3\delta$. If $H = \beta\gamma^3\delta$ or $\alpha\gamma^4$, by α^3 and $\beta^2\delta^2$ we

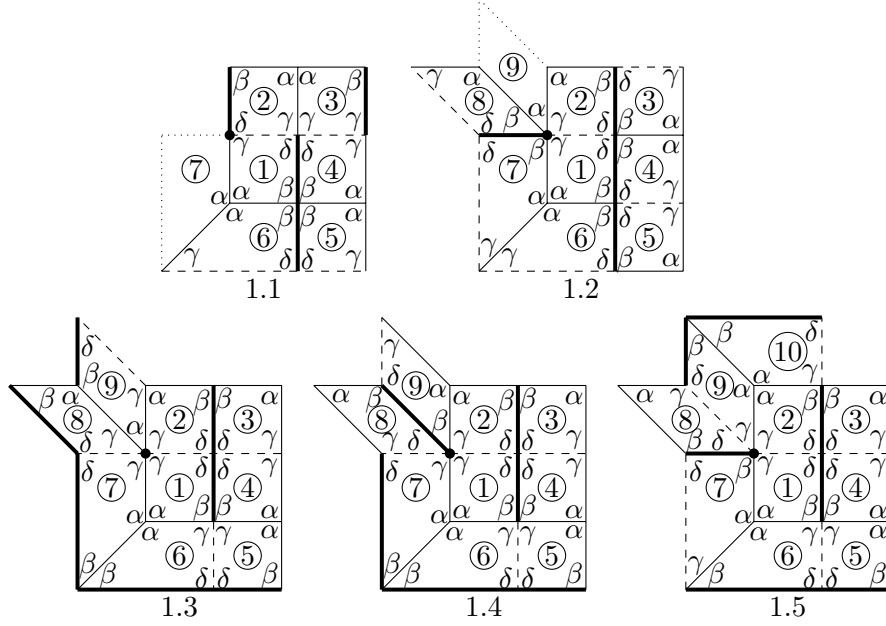


Figure 39: Subcases 1 for 3445.

get $\alpha + \beta + \gamma + \delta = 2\pi$, contradicting Lemma 2. Therefore, $H = \alpha\beta^2\gamma^2$. This determines T_7, T_8, T_9 . The angle sums at $\alpha^3, \beta^2\delta^2, \alpha\beta^2\gamma^2$ imply $\alpha = \frac{2\pi}{3}, \beta = \frac{\pi}{3} - \frac{4\pi}{f}, \gamma = \frac{\pi}{3} + \frac{4\pi}{f}, \delta = \frac{2\pi}{3} + \frac{4\pi}{f}$. By $R(\delta_7|\delta_8|\dots) < \delta$, we have $|\delta_7|\delta_8|\dots = |\gamma|\delta_7|\delta_8|\gamma|\dots > 2\pi$, a contradiction.

Subcase 1.3 ($E_{56} = c, E_{89} = a$)

$E_{89} = a$ determines T_9 . By the edge length consideration, we have $H = \alpha_9\gamma_1\gamma_2\dots = \alpha\beta^2\gamma^2, \alpha\gamma^4$. By $\beta^2\gamma^2$, we know $\alpha\beta^2\gamma^2$ is not a vertex. So we have $H = \alpha\gamma^4$. This determines T_7, T_8 . By $\alpha^3, \beta^2\gamma^2, \delta^4$ and $\alpha\gamma^4$, we get $\beta = \frac{2}{3}\pi, \delta = \frac{\pi}{2}$. And we know $\beta_6|\beta_7\dots$ is a vertex, contradicting Lemma 8.

Subcase 1.4 ($E_{56} = b, E_{89} = b$)

$E_{89} = b$ determines T_8, T_9 . By the edge length consideration, we can further determine T_7 . By $\alpha^3, \beta^2\gamma^2, \delta^4$ and $\beta\gamma^3\delta$, we get $\beta = \frac{3\pi}{4}, \delta = \frac{\pi}{2}$. We know $\beta_6|\beta_7\dots$ is a vertex, contradicting Lemma 8.

Subcase 1.5 ($E_{56} = b, E_{89} = c$)

$E_{89} = c$ determines T_8, T_9 . By the edge length consideration, we can further determine T_7 . By $\alpha^3, \beta^2\gamma^2, \delta^4$ and $\beta\gamma^3\delta$, we get $\alpha = \frac{\pi}{3}, \beta = \frac{3\pi}{4}, \gamma = \frac{\pi}{4}, \delta = \frac{\pi}{2}$. By the edge length consideration, we further get

$$AVC \subset \{\alpha^3, \beta^2\gamma^2, \delta^4, \beta\gamma^3\delta, \gamma^8, \gamma^4\delta^2\}.$$

Then $\beta_2\beta_3 \cdots = \beta^2\gamma^2$. $\alpha_2\alpha_9\alpha \cdots = \alpha^3$ determines T_{10} . We know $\beta_9|\beta_{10} \cdots$ is a vertex, contradicting Lemma 8.

6.2 Case 3445 Subcase 2

We tile possible partial neighborhoods in Figure 40. $E_{78} = b$ or c , and either way gives $E_{67} = E_{89} = a$. By $E_{12} = c$, we have $E_{29} = a$ or b . So we get $\gamma_1 \cdots = \alpha\beta\gamma\delta, \alpha^2\gamma^2$. By Lemma 2, we have $\gamma_1 \cdots = \alpha_8\alpha_9\gamma_1\gamma_2$. Similarly, we get $\beta_1 \cdots = \alpha^2\beta^2$. The angle sums at $\alpha^2\gamma^2, \alpha^2\beta^2$ imply $\beta = \gamma$, a contradiction. Therefore, $E_{78} = a$. There are two arrangements of T_8 . The first picture shows one arrangement, and the second and third show the other arrangement. We label the three partial neighbourhood tilings as Subcases 2.1, 2.2, 2.3.

In the first picture $E_{89} = b$, in the second and third pictures $E_{89} = c$. Since E_{29} is adjacent to c , $E_{29} = a$ or b . The two possibilities of E_{29} give two pictures. In the second picture $E_{29} = a$, and in the third $E_{29} = b$.

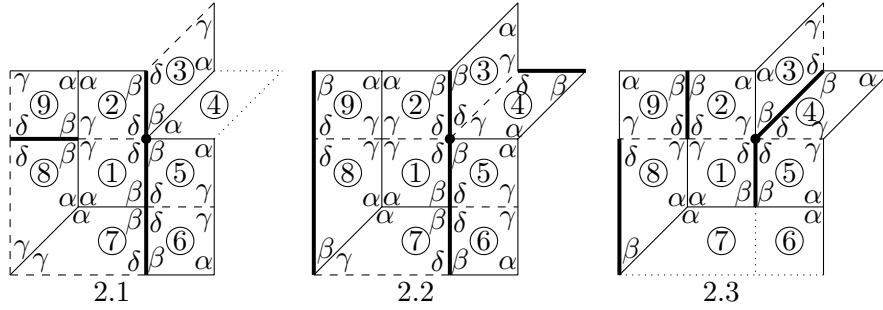


Figure 40: Subcases 2 for 3445.

Subcase 2.1 ($E_{89} = b$)

$E_{89} = b$ determines T_8 . By $E_{12} = c$ and $E_{89} = b$, we get $E_{29} = a$. Then we can determine T_2, T_9 . By $E_{23} = b$, we get $E_{34} = a$ or c . If $E_{34} = c$,

then we can determine T_3 . By $E_{15} = b$, we get $E_{45} = a$. This determines T_4, T_5 . And it further determines T_6, T_7 . By $\alpha^3, \beta^2\gamma^2, \beta^2\delta^2$ and $\beta\gamma\delta^3$, we get $\alpha + \beta + \gamma + \delta = 2\pi$, contradicting Lemma 2. If $E_{34} = a$, then we can determine T_3 . By $E_{15} = b$, we have $E_{45} = a$ or c . If $E_{45} = c$, then we can determine T_4, T_5 . By $\alpha^3, \beta^2\gamma^2$ and $\beta\gamma\delta^3$, we get $\alpha + \beta + \gamma + \delta = 2\pi$, contradicting Lemma 2. If $E_{45} = a$, then we can determine T_5, T_6, T_7 and get α_4 . By $\beta^2\delta^2$ and $\alpha\beta^2\delta^2$, we get $\alpha = 0$, a contradiction.

Subcase 2.2 ($E_{89} = c, E_{29} = a$)

$E_{29} = a$ determines T_2, T_9 . By $E_{23} = b$, we have $E_{34} = a$ or c . If $E_{34} = a$, then we can determine T_3 . By $E_{15} = b$, we get $E_{45} = a$ or c . If $E_{45} = a$, we can determine T_4, T_5 , and further determine T_6, T_7 . By $\alpha\beta^2\delta^2$ and $\beta^2\delta^2$, we get a contradiction. If $E_{45} = c$, then we can determine T_4, T_5 . By the edge length consideration, $\beta_1\beta_5 \cdots = \beta^2\gamma^2, \beta^4$. By γ^4 , we get $\beta = \gamma = \frac{1}{2}\pi$, a contradiction. So we have $E_{34} = c$. This determines T_3 . Since E_{45} is adjacent to both b and c , $E_{45} = a$. Then we can determine T_4, T_5, T_6, T_7 . So we get $\alpha^3, \gamma^4, \beta^2\delta^2$ are vertices. By Proposition 12', we get a contradiction.

Subcase 2.3 ($E_{89} = c, E_{29} = b$)

$E_{29} = b$ determines T_2, T_9 . If $E_{34} = a$, then we get α_3 . By $E_{15} = b$, we have $E_{45} = a$ or c . So we get $\gamma_2\delta_1 \cdots = \alpha^2\beta\gamma\delta, \alpha\gamma^2\delta^2$. By Lemma 2 and $\gamma^2\delta^2$, we get a contradiction. If $E_{34} = c$, then we can determine T_3 . By $E_{15} = b$, we get $E_{45} = a$. This determines T_4, T_5 . By the edge length consideration and $E_{56} = c$, we get $E_{67} = b$, which determines T_6, T_7 . By $\alpha^3, \gamma^2\delta^2, \beta^2\delta^2$ and $\beta\gamma^3\delta$, we get $\alpha + \beta + \gamma + \delta = 2\pi$, contradicting Lemma 2. Therefore, $E_{34} = b$. Then we can determine T_3 . By $E_{15} = E_{34} = b$, we have $E_{45} = a$ or c . If $E_{45} = a$, then we can determine T_4, T_5 . By $\alpha^3, \gamma^2\delta^2$ and $\beta^3\gamma\delta$, we get $\alpha + \beta + \gamma + \delta = 2\pi$, contradicting Lemma 2. So we have $E_{45} = c$. Then we can determine T_4, T_5 . By the edge length consideration, we get $\beta_1\beta_5 \cdots = \beta^4, \beta^2\gamma^2$. If $\beta^2\gamma^2$ is a vertex, by $\alpha^3, \gamma^2\delta^2, \beta\gamma\delta^3$, we get $\alpha + \beta + \gamma + \delta = 2\pi$, contradicting Lemma 2. If β^4 is a vertex, we have $\alpha^3, \beta^4, \gamma^2\delta^2$ as vertices, contradicting Proposition 12.

6.3 Case 3445 Subcase 3

We extend Figure 38 to Figure 41. By $E_{45} = a, E_{56} = b$ or c , we get $\alpha_1 \cdots = \alpha\beta\gamma\delta, \alpha^2\beta^2, \alpha^2\gamma^2$. By $\alpha\beta^2$ and Lemma 2, we get $\alpha_1 \cdots = \alpha^2\gamma^2$. This determines T_5, T_6 . And we get α_7 . Since E_{23} is adjacent to c , we get $E_{23} = a$ or b . There are two possibilities of E_{23} . The first picture shows one possibility, and the second shows the other possibility. We label the two partial neighbourhood tilings as Subcases 3.1, 3.2.

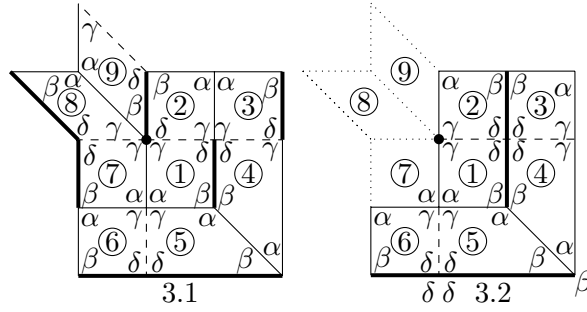


Figure 41: Subcases 3 for 3445.

Subcase 3.1 ($E_{23} = a$)

$E_{23} = a$ determines T_2, T_3 . By the edge length consideration, $H = \gamma_1\delta_2 \cdots = \beta^3\gamma\delta, \beta\gamma^3\delta, \beta\gamma\delta^3$. By $\alpha\beta^2, \alpha^2\gamma^2$ and $\gamma^2\delta^2$, we know $\beta^3\gamma\delta$ and $\beta\gamma\delta^3$ are not vertices, otherwise we have $\alpha + \beta + \gamma + \delta \leq 2\pi$. Therefore $H = \beta\gamma^3\delta$. This determines T_7, T_8, T_9 . The angle sums at $\alpha\beta^2, \delta^2\gamma^2, \beta\gamma^3\delta, \alpha^2\gamma^2$ imply $\alpha = \delta = \frac{4}{5}\pi, \beta = \frac{3}{5}\pi, \gamma = \frac{1}{5}\pi$. $R(\lfloor \delta_5! \delta_6! \cdots \rfloor) = \frac{2\pi}{5} < \alpha, \beta$ and δ , contradicting the fact that $R(\lfloor \delta_5! \delta_6! \cdots \rfloor)$ has β or δ .

Subcase 3.2 ($E_{23} = b$)

$E_{23} = b$ determines T_2, T_3 . By the edge length consideration, we get $H = \gamma_1\gamma_2 \cdots = \alpha\beta^2\gamma^2, \alpha\gamma^4, \beta\gamma^3\delta$. By $\alpha\beta^2$, we know $\alpha\beta^2\gamma^2$ is not a vertex. If $H = \beta\gamma^3\delta$, the angle sums at $\alpha\beta^2, \alpha^2\gamma^2, \delta^4, \beta\gamma^3\delta$ imply $\alpha = \frac{5}{7}\pi, \beta = \frac{9}{14}\pi, \gamma = \frac{2}{7}\pi, \delta = \frac{\pi}{2}$. By the angle values, we get $AVC \subset \{\alpha\beta^2, \alpha^2\gamma^2, \delta^4, \beta\delta\gamma^3\}$. According to AVC, $\delta_5\delta_6 \cdots = \delta^4$ and $\alpha_4\beta_5 \cdots = \alpha\beta^2$. So T_5 is a 3344-tile, which has been discussed.

If $H = \alpha\gamma^4$, the angle sums at $\alpha\beta^2, \alpha^2\gamma^2, \delta^4, \alpha\gamma^4$ imply $\alpha = \beta = \frac{2\pi}{3}, \gamma = \frac{\pi}{3}, \delta = \frac{\pi}{2}$. We get $\text{AVC} \subset \{\alpha^3, \beta^2\gamma^2, \alpha\gamma^4, \gamma^6, \alpha\beta^2, \alpha^2\gamma^2, \delta^4\}$. According to AVC, $\delta_5\delta_6 \cdots = \delta^4$ and $\alpha_4\beta_5 \cdots = \alpha\beta^2$. So T_5 is a 3344-tile, which has been discussed.

6.4 Case 3445 Subcase 4

We extend Figure 38 to Figure 42. By $E_{12} = E_{34} = c$, we get $E_{23} = a$ or b . There are two possibilities of E_{23} . The first picture shows one possibility, and the second shows the other possibility. We label the two partial neighbourhood tilings as Subcases 4.1, 4.2.

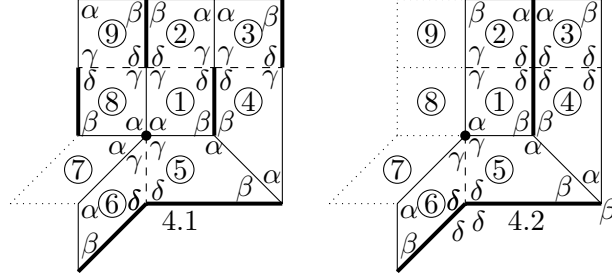


Figure 42: Subcases 4 for 3445

Subcase 4.1 ($E_{23} = a$)

$E_{23} = a$ determines T_2, T_3 . By the edge length consideration, $\gamma_1\delta_2 \cdots = \alpha\beta\gamma\delta, \gamma^2\delta^2$. By Lemma 2, $\alpha\beta\gamma\delta$ is not a vertex. So $\gamma_1\delta_2 \cdots = \gamma^2\delta^2$. This determines T_8, T_9 . By the edge length consideration, $\alpha_1\alpha_8 \cdots = \alpha^2\beta\gamma\delta, \alpha^3\beta^2, \alpha^3\gamma^2$. By $\alpha\beta^2$ and Lemma 2, $\alpha^2\beta\gamma\delta$ and $\alpha^3\beta^2$ are not vertices. So $\alpha_1\alpha_8 \cdots = \alpha^3\gamma^2$. This determines T_5, T_6, T_7 . The angle sums at $\alpha\beta^2, \gamma^2\delta^2, \alpha^3\gamma^2$ imply $\alpha = \frac{8\pi}{f}, \beta = \pi - \frac{4\pi}{f}, \gamma = \pi - \frac{12\pi}{f}, \delta = \frac{12\pi}{f}$. Since $R(\mathbf{!}\delta_5\mathbf{!}\delta_6\mathbf{!}\cdots) < 2\beta, \beta + \gamma$, by Lemma 4, we get $\delta_5\delta_6 \cdots = \delta^{2s}$ ($s \geq 2$). So we can get $\alpha \leq \frac{\pi}{3}, \beta \geq \frac{5\pi}{6}, \gamma \geq \frac{\pi}{2}, \delta \leq \frac{\pi}{2}$. Then we have unique AAD $H = \alpha^3\gamma^2 = \mathbf{!}\alpha_8^\beta\mathbf{!}\beta\alpha_7^\gamma\mathbf{!}\cdots$ or $\mathbf{!}\alpha_8^\beta\mathbf{!}\alpha_7^\beta\mathbf{!}\cdots$. This gives a vertex $\mathbf{!}\beta\mathbf{!}\gamma\mathbf{!}\cdots$ or $\mathbf{!}\beta\mathbf{!}\beta\mathbf{!}\cdots$. If $\mathbf{!}\beta\mathbf{!}\beta\mathbf{!}\cdots$ is a vertex, $R(\mathbf{!}\beta\mathbf{!}\beta\mathbf{!}\cdots) < \beta, \gamma$ and δ , contradicting the fact that $R(\mathbf{!}\beta\mathbf{!}\beta\mathbf{!}\cdots)$ has β or δ . If $\mathbf{!}\beta\mathbf{!}\gamma\mathbf{!}\cdots$ is a vertex, $R(\mathbf{!}\beta\mathbf{!}\gamma\mathbf{!}\cdots) < \beta$, we get $\mathbf{!}\beta\mathbf{!}\gamma\mathbf{!}\cdots = \mathbf{!}\delta\mathbf{!}\beta\mathbf{!}\gamma\mathbf{!}\cdots$. $R(\mathbf{!}\delta\mathbf{!}\beta\mathbf{!}\gamma\mathbf{!}\cdots) < \text{all vertices}$, contradicting Proposition 10.

Subcase 4.2 ($E_{23} = b$)

$E_{23} = b$ determines T_2, T_3 . By α_5 , we get $E_{56} = b$ or c . If $E_{56} = b$, we get $H = \alpha_1 \cdots = \alpha\beta^2 \cdots$ or $\alpha^2\beta\gamma\delta$, contradicting $\alpha\beta^2$ or Lemma 2. If $E_{56} = c$, we get $\alpha_1 \cdots = \alpha^3\gamma^2, \alpha\beta^2\gamma^2, \alpha^2\beta\gamma\delta, \alpha\gamma^2\delta^2, \alpha\gamma^4$. By $\alpha\beta^2$ and Lemma 2, $\alpha\beta^2\gamma^2, \alpha^2\beta\gamma\delta$ and $\alpha\gamma^2\delta^2$ are not vertices. If $\alpha_1 \cdots = \alpha\gamma^4$, T_5, T_6, T_7, T_8 and T_9 are determined. We get $\gamma_1 \cdots = \alpha^2\gamma^2$. The angle sums at $\alpha\gamma^4, \alpha^2\gamma^2, \delta^4, \alpha\beta^2$ imply $\alpha = \beta = \frac{2\pi}{3}, \gamma = \frac{\pi}{3}, \delta = \frac{\pi}{2}$. We get

$$\text{AVC} \subset \{\alpha\gamma^4, \alpha^2\gamma^2, \delta^4, \alpha\beta^2, \alpha^3, \beta^2\gamma^2, \gamma^6\}.$$

According to the AVC, $\delta_5\delta_6 \cdots = \delta^4$ and $\alpha_4\beta_5 \cdots = \alpha\beta^2$. So T_5 is a 3344-tile, which has been discussed.

If $\alpha_1 \cdots = \alpha^3\gamma^2$, T_5, T_6 and T_7 are determined. By α_8 , we get $\gamma_1 \cdots = \beta^2\gamma^2, \gamma^4$. If $\gamma_1 \cdots = \beta^2\gamma^2$, by $\alpha^3\gamma^2, \delta^4$ and $\alpha\beta^2$, we get $\alpha + \beta + \gamma + \delta = 2\pi$, a contradiction. If $\gamma_1 \cdots = \gamma^4$, the angle sums at $\alpha\beta^2, \alpha^3\gamma^2, \gamma^4, \delta^4$ imply $\alpha = \frac{\pi}{3}, \beta = \frac{5\pi}{6}, \gamma = \delta = \frac{\pi}{2}$. We can get $\text{AVC} \subset \{\alpha\beta^2, \alpha^3\gamma^2, \gamma^4, \delta^4, \gamma^2\delta^2, \alpha^6\}$. According to AVC, $\delta_5\delta_6 \cdots = \delta^4$ and $\alpha_4\beta_5 \cdots = \alpha\beta^2$. So T_5 is a 3344-tile, which has been discussed in Section 4.

6.5 Case 3445 Subcase 5

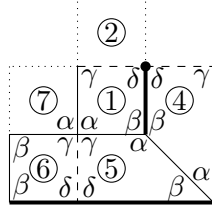


Figure 43: Subcase 5 for 3445

We extend Figure 38 to Figure 43. Since $E_{45} = a$ implies $E_{56} = b$ or c , by the edge length consideration, we get $\alpha_1 \cdots = \alpha\beta\gamma\delta, \alpha^2\gamma^2$ or $\alpha^2\beta^2$. By $\alpha\beta^2$ and Lemma 2, we know $\alpha\beta\gamma\delta$ and $\alpha^2\beta^2$ are not vertices. Therefore, $\alpha_1 \cdots = \alpha^2\gamma^2$. Then we can determine T_5, T_6 and get α_7 . By the edge length consideration, we have $\delta_1\delta_4 \cdots = \alpha\gamma^2\delta^2, \beta\gamma\delta^3$. If $\delta_1\delta_4 = \alpha\gamma^2\delta^2$, by $\alpha\beta^2$ and Lemma 2, we get $\alpha + \beta + \gamma + \delta = 2\pi$, a contradiction. If $\delta_1\delta_4 \cdots = \beta\gamma\delta^3$, then by $\alpha\beta^2, \alpha^2\gamma^2$ and Lemma 2, we also get $\alpha + \beta + \gamma + \delta = 2\pi$, a contradiction.

References

- [1] Y. Akama, N. Van Cleemput. Spherical tilings by congruent quadrangles: Forbidden cases and substructures. *Ars Math. Contemp.* 8 (2015), 297–318.
- [2] Y. Akama, E. Wang, M. Yan. Tilings of sphere by congruent pentagons III: edge combination a^5 . *Adv. Math.* (2021), <https://doi.org/10.1016/j.aim.2021.107881>
- [3] H. Davies. Packings of spherical triangles and tetrahedra. *Proc. Colloquium on Convexity* (Copenhagen, 1965), Kobenhavns Univ. Mat. Inst., 1967, 42–51.
- [4] M. Rao. Exhaustive search of convex pentagons which tile the plane. *preprint*, arXiv:1708.00274, 2017.
- [5] Y. Sakano, Y. Akama. Anisohedral spherical triangles and classification of spherical tilings by congruent kites, darts and rhombi. *Hiroshima Mathematical Journal*, 2015, 45(3): 309–339.
- [6] D. M. Y. Sommerville. Division of space by congruent triangles and tetrahedra. *Proc. Royal Soc. Edinburgh*, 43:85–116, 1924.
- [7] Y. Ueno, Y. Agaoka. Classification of tilings of the 2-dimensional sphere by congruent triangles. *Hiroshima Math. J.*, 32(3):463–540, 2002.
- [8] Y. Ueno, Y. Agaoka. Examples of spherical tilings by congruent quadrilaterals. *Math. Inform. Sci., Fac. Integrated Arts and Sci., Hiroshima Univ., Ser. IV*, 27:135–144, 2001.
- [9] E. Wang, M. Yan. Tilings of the sphere by congruent pentagons I: edge combinations a^2b^2c and a^3bc . *Adv. Math.* (2021), <https://doi.org/10.1016/j.aim.2021.107866>
- [10] E. Wang, M. Yan. Tilings of the sphere by congruent pentagons II: edge combination a^3b^2 . *Adv. Math.* (2021), <https://doi.org/10.1016/j.aim.2021.107867>
- [11] E. Wang, M. Yan. Moduli of pentagonal subdivision tiling. *preprint*, arXiv: 1907.08776, 2019.

- [12] M. Yan. Combinatorial tilings of the sphere by pentagons. *Elec. J. of Combi.*, 20:#P1.54, 2013.
- [13] M. Yan. Pentagonal subdivision. *Elec. J. of Combi.*, 26:#P4.19, 2019.
- [14] C. M. Zong. Can you pave the plane with identical tiles? *Notice AMS*, 67(5):635–646, 2020.