

# The Spooky Pebble Game

Niels Kornerup      Jonathan Sadun      David Soloveichik

## Abstract

Pebble games are commonly used to study space-time trade-offs in computation. We present a pebble game that explores this trade-off in quantum simulation of arbitrary classical circuits on non-classical inputs. Many quantum algorithms, such as Shor’s algorithm and Grover’s search, include subroutines that require simulation of classical functions on inputs in superposition. The current state of the art uses generic reversible simulation through Bennett’s pebble game and universal reversible gate sets such as the Toffoli. Using measurement-based uncomputation, we replace many of the ancilla qubits used by existing constructions with classical control bits, which are cheaper. Our pebble game forms a natural framework for reasoning about measurement-based uncomputation, and we prove tight bounds on the time complexity of all algorithms that use our pebble game. For any  $\varepsilon \in (0, 1)$ , we present an algorithm that can simulate irreversible classical computation that uses  $\mathcal{T}$  time and  $\mathcal{S}$  space in  $O(\frac{1}{\varepsilon} \frac{\mathcal{T}^{1+\varepsilon}}{\mathcal{S}^\varepsilon})$  time with  $O(\frac{1}{\varepsilon} \mathcal{S})$  qubits. With access to more qubits we present algorithms that run in  $O(\frac{1}{\varepsilon} \mathcal{T})$  time with  $O(\mathcal{S}^{1-\varepsilon} \mathcal{T}^\varepsilon)$  qubits. Both of these results show an improvement over Bennett’s construction, which requires  $O(\frac{\mathcal{T}^{1+\varepsilon}}{\mathcal{S}^\varepsilon})$  time when using  $O(\varepsilon 2^{1/\varepsilon} \mathcal{S}(1 + \log \frac{\mathcal{T}}{\mathcal{S}}))$  qubits. Additionally the results in our paper combine with Barrington’s theorem to provide a general method to efficiently compute any log-depth circuit on quantum inputs using a constant number of ancilla qubits. We also explore a connection between the optimal structure of our pebbling algorithms and backtracking from dynamic programming.

## 1 Introduction

Pebble games provide a convenient abstraction for reasoning about space and time usage in computation. In reversible and quantum computing, Bennett’s reversible pebble game is key to understanding the resource trade-offs in reversibly simulating arbitrary computation [1]. Reversible computation—i.e., computation with a one-to-one transition function—has physical significance because many-one operations have unavoidable thermodynamic cost, and because normalized reversible operations are unitary and thus can be implemented on a quantum computer. Although Bennett’s pebble game is widely (and often implicitly) used to simulate classical computation in quantum superposition, we show that a different pebble game (the “spooky pebble game” based on [2]) can be used to decrease the number of qubits used and optimize the space-time trade-off.

Many quantum algorithms rely on simulation of classical computation in superposition over inputs. For example, using Grover’s search to find an element of  $f^{-1}(\{1\})$  for a function  $f : \{0, 1\}^n \rightarrow \{0, 1\}$  requires the existence of a quantum circuit that implements the following mapping:<sup>1</sup>

$$\sum_{x \in \{0,1\}^n} \alpha_{f(x)} |x\rangle |j_x\rangle \rightarrow \sum_{x \in \{0,1\}^n} \alpha_{f(x)} |x\rangle |j_x \oplus f(x)\rangle$$

which represents the evaluation of  $f$  on inputs in quantum superposition [3]. However, the existence of a classical algorithm that computes  $f$  does not imply that the above mapping can be computed with the same asymptotic space and time bounds on a quantum computer. The typical method relies on a *reversible* simulation of  $f$ , and while there are a variety of techniques for making classical algorithms reversible including Bennett’s pebble game (see [1, 4, 5, 6] for examples), these techniques incur an asymptotic blowup in time or space complexity. In fact, there is an oracle-relativized proof of separation for the space-time product complexity of reversible and irreversible computing using one way functions [7]. There also exist other methods to efficiently perform classical computation on qubits (see [8, 9, 10]), but these tricks fail on inputs in superposition.

This paper discusses a technique for simulating any classical algorithm  $A$  on an arbitrary superposition of inputs on a quantum computer, with varying time-space trade-offs. The two extremes of the achievable frontier are as follows. If  $A$  runs in time  $\mathcal{T}$  with  $\mathcal{S}$  space, then for any  $\varepsilon \in (0, 1)$ ,  $O(\frac{1}{\varepsilon} \frac{\mathcal{T}^{1+\varepsilon}}{\mathcal{S}^\varepsilon})$  gates and  $O(\frac{1}{\varepsilon} \mathcal{S})$  qubits suffice for our method, achieving the optimal (linear in  $\mathcal{S}$ ) qubits. On the other extreme favoring time over space, our method can achieve linear  $O(\frac{1}{\varepsilon} \mathcal{T})$  gates with  $O(\mathcal{S}^{1-\varepsilon} \mathcal{T}^\varepsilon)$  qubits. Both of these results show an improvement over Bennett’s construction based on the reversible pebble game, which requires  $O(\frac{\mathcal{T}^{1+\varepsilon}}{\mathcal{S}^\varepsilon})$  gates when using  $O(\varepsilon 2^{1/\varepsilon} \mathcal{S}(1 + \log \frac{\mathcal{T}}{\mathcal{S}}))$  qubits [11, 12]. In particular, note that Bennett’s pebble game construction cannot achieve either linear time or space (unless the algorithm has equal space and time usage). Other constructions which can achieve linear space require exponential time [4], and constructions which achieve linear time require  $O(\mathcal{T})$  space.

Our technique uses measurement-based uncomputation that can be expressed as a “spooky pebble game” based on Craig Gidney’s proposed game with the same name [2]. The game is called spooky because undesired phases (ghosts) are generated in the middle of the computation that later need to be removed. Our result comes with the caveats that it uses intermediate measurements and requires  $O(\mathcal{T})$  additional classical ancilla bits. Qubits are a much more limited resource than classical bits [13]. As such, we believe that this tradeoff makes our technique pragmatic for near-term quantum computers.

Combined with Barrington’s theorem, our results show that any depth  $d$  classical circuit can be evaluated on inputs in superposition by a quantum computer using a constant

---

<sup>1</sup>Grover originally expressed this transformation using a phase oracle, but for the purposes of this paper it is simpler to work with standard oracles. The two are easily interconvertible.

number of ancillary qubits and  $O(4^d)$  steps. This results in a method to efficiently compute any log-depth circuit on quantum inputs using a constant number of ancilla qubits. Finally, we also observe a surprising connection between the structure of our optimal pebbling algorithms and the general problem of backtracking from the field of dynamic programming.

## 2 Uncomputation

Quantum algorithms can produce a large amount of garbage in ancilla qubits, which can be entangled with the rest of the computation. If garbage ancilla qubits are not taken care of, they can not only inflate the number of required qubits, but also prevent proper quantum interference due to entanglement [14]. However, due to the reversibility of unitary operations such garbage is not trivial to erase. We also can't simply measure and zero the garbage since that would collapse the superposition of the other entangled qubits to be consistent with the measurement. Erasing temporary information is similarly a problem for (non-quantum) space efficient reversible computing. Although superposition collapse is not a problem there, naive erasure of ancilla bits carries a fundamental thermodynamic cost.

The standard way to zero out ancilla (qu)bits in both reversible and quantum computing is to perform the original computation that modified them backwards (uncomputation), after copying (or CNOTing) the output to fresh ancilla (qu)bits. Importantly, reusing ancilla (qu)bits from one part of the computation in another is essential in order to minimize the space usage of the computation. In [1], Bennett used a pebble game to describe cycles of computation and uncomputation that enables significant reuse of ancilla storage in reversible computing. Let  $A$  be any (irreversible) Turing machine that uses  $\mathcal{S}$  bits of storage. The machine's computation can be expressed as a series of steps where the next step can be viewed as a function  $f$  of the machine's current configuration. Thus one can represent the computation as a line graph, where nodes represent configurations of the Turing machine and edges represent the steps the machine takes.<sup>2</sup>

Let us represent the sequence of configurations obtained by  $A$  as a line indexed by  $[0, n] \subseteq \mathbb{N}$ . Since the reversible simulation of  $A$  contains the first configuration of  $A$  as an input, the line starts with a pebble at position zero. The basic computation and uncomputation steps then can be described as follows. Since the function that maps a state  $x_i$  to  $(x_i, f(x_i))$  is reversible, a pebble can be placed at a position  $i + 1$  when there is a pebble at position  $i$ . Likewise the function that maps  $(x_i, f(x_i))$  to  $x_i$  is reversible, meaning that a pebble can be removed from a position  $i + 1$  when there is a pebble at position  $i$ . Thus we can reversibly simulate  $A$  by placing and removing pebbles according to some strategy following the above rules, until we place a pebble at position  $n$  and remove all pebbles in  $[1, n - 1]$  (i.e., clearing out the ancilla bits). Pebbles getting removed and placed again represent reusing ancilla bits of storage. The maximum number of pebbles

---

<sup>2</sup>The steps are typically not elementary Turing machine transitions, but a sequence of transitions of a set length.

placed at any step during the execution of the pebble game corresponds to the memory usage of the simulation. A careful analysis of the pebble game yields that for any  $\varepsilon \in (0, 1)$  if the original computation uses time  $\mathcal{T}$  steps and  $\mathcal{S}$  bits, then it can be made reversible using Bennett’s pebble game in  $\Theta(\frac{\mathcal{T}^{1+\varepsilon}}{\mathcal{S}^\varepsilon})$  steps and  $\Theta(\varepsilon 2^{1/\varepsilon} \mathcal{S}(1 + \log(\mathcal{T}/\mathcal{S})))$  bits [11]. This provides significant space savings compared with the naive linear time strategy that does not reuse temporary storage requiring  $\Omega(\mathcal{T})$  space.

Since reversible computation is unitary<sup>3</sup>, Bennett’s pebble game is compatible with quantum computation and can be used to reuse ancilla qubits. However, in this work we show that quantum computation can reuse ancilla qubits more efficiently than in Bennett’s pebble game.

In our approach we use measurement to move some information from quantum qubits to classical bits *without* collapsing the superposition—at a time when Bennett’s reversible pebble game doesn’t allow uncomputation. First, let us define uncomputation formally in the quantum context:

**Definition 1.** Let  $f : \{0, 1\}^n \rightarrow \{0, 1\}^m$ . Given a state

$$|\Psi\rangle = \sum_{x \in \{0,1\}^n} \alpha_x |x\rangle |f(x)\rangle$$

a quantum operation  $\phi$  uncomputes  $f$  in  $|\Psi\rangle$  if

$$\phi(|\Psi\rangle) = \sum_{x \in \{0,1\}^n} \alpha_x |x\rangle |0^m\rangle.$$

If the unitary  $U$  maps  $|x\rangle |0^m\rangle \rightarrow |x\rangle |f(x)\rangle$ , then uncomputation can be performed by applying  $U^\dagger$ . Note that since  $f$  is in general not one-to-one, the computation must preserve the input  $x$  for  $U$  to be unitary. Thus, such uncomputation only works if we have  $|x\rangle$  already stored in qubits as shown in Definition 1, and corresponds to moves of Bennett’s reversible pebble game described above. Motivated by Gidney’s blog post [2], we describe a way that uncomputation can be performed which requires only a *delayed* access to  $|x\rangle$ , at the cost of performing a measurement and storing  $m$  classical bits. The delay allows us to reduce ancilla qubit usage when  $|x\rangle$  is an intermediate value in a computation, like the  $x_i$  above. Then we are able to zero out the ancilla qubit holding  $|f(x)\rangle$  at a time when  $|x\rangle$  has itself been uncomputed.

Let  $U_f$  be any unitary that maps the basis state  $|x\rangle |0\rangle \rightarrow |x\rangle |f(x)\rangle$  and  $|x\rangle |f(x)\rangle \rightarrow |x\rangle |0\rangle$ . Using  $U_f$  we can construct the circuit in Figure 1 which performs the uncomputation according to our strategy. After the first highlighted part of the circuit the qubit that originally contained  $f(x)$  has been zeroed, modulo a possible phase. Specifically, if we measure  $b = 1$ , then the phase  $-1$  is applied to all components of the state in the z-basis where  $f(x) = 1$ . After this part, any computation that does not involve interference between

---

<sup>3</sup>Every step of a reversible computation corresponds to a permutation matrix.

elements in the z-basis can be performed on the qubit as if it were a fresh zero-valued ancilla. Note that the first half of the circuit turned  $|f(x)\rangle$  into a fresh ancilla qubit without needing access to  $|x\rangle$ . The second highlighted part of the circuit removes the phase produced as a byproduct of the first part.

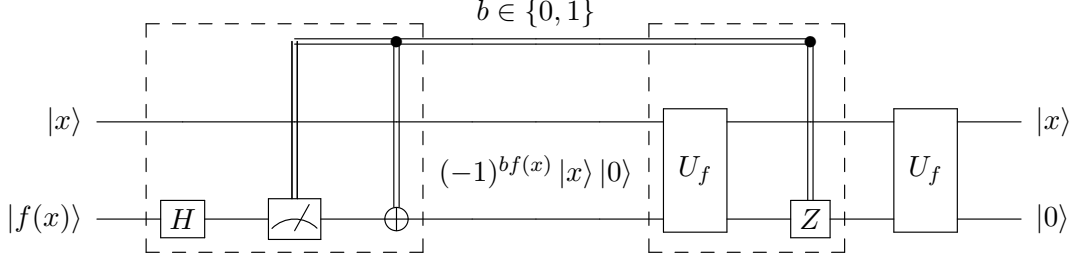


Figure 1: Circuit to uncompute  $f(x)$  based on the idea due to [2].

Specifically,  $U_f$  recomputes  $|f(x)\rangle$  from  $|x\rangle$  and the controlled  $Z$  gate applies a  $-1$  phase if  $b = 1$  to the component of the state where  $f(x) = 1$ . Finally the last application of  $U_f$  zeros out the ancilla qubit.

Part of Gidney’s analysis relies on the fact that with probability  $1/2$  we measure  $b = 0$  and thus no phase correction is required. However, we will apply the above operations in groups (registers) of qubits and the probability that all measured qubits yield zero will be exponentially small.

The possible introduction of a  $-1$  phase to some components of the state in the middle prevent us from applying general quantum transformations between the two highlighted parts. However, arbitrary computation without interference can be performed here. Simulating classical computation on inputs in superposition is a common subroutine in many quantum algorithms that does not involve interference until after the computation (when we have already fixed the phase). Another caveat is that while we have gained access to an extra ancilla qubit, it came at the cost of a classical bit that we cannot erase until we execute the  $Z$  gate. Therefore this trick cannot reduce the total space complexity of computation if we are counting both quantum and classical space, but it can be used to reduce the number of required qubits.

We now show an example of using this trick to reduce the number of ancilla qubit needed. First, we abstract the left and right highlighted parts of the circuit into the gates  $G$  and  $E_f$ . Figure 2 shows the circuit from figure 1 with this abstraction. Since functions  $f : \{0, 1\}^q \rightarrow \{0, 1\}^r$  can be thought of as  $r$  component functions  $f_i : \{0, 1\}^q \rightarrow \{0, 1\}$  that output the  $i$ ’th bit of  $f$ , it is possible to apply  $G$  and  $E_{f_i}$  for each component function to uncompute functions with multiple output bits.

Figure 3 shows an example of how the  $G$  and  $E$  modules can reduce the number of qubits used for classical computation in superposition. There are  $\mathcal{S}$  qubits used for the input to  $F$ , and  $3\mathcal{S}$  ancilla qubits, the last  $\mathcal{S}$  of which are used for the output. Note that the two middle groups of ancilla qubits are zeroed out with the  $G$  module and reused for

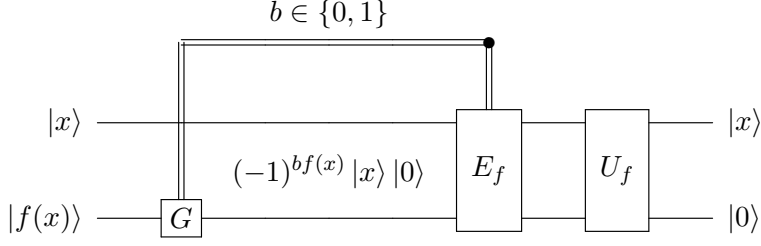


Figure 2: The circuit from figure 1 using  $G$  and  $E_f$  circuit macros.

subsequent computation, prior to fixing the phase with the  $E$  module. Performing the same computation without reusing these ancilla qubits would use  $5\mathcal{S}$  ancilla qubits—i.e.,  $\mathcal{S}$  to store the output of each of the five parts of the computation. In fact, even using Bennett’s pebble game on this example would require  $4\mathcal{S}$  ancilla qubits.

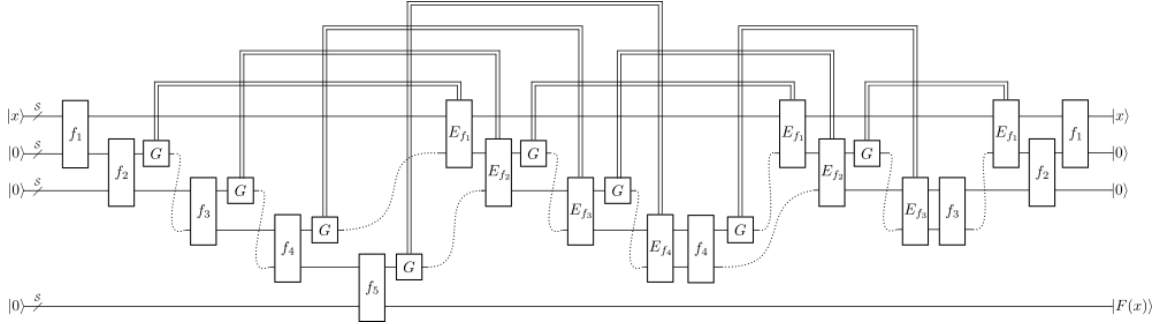


Figure 3: Computation of  $F(x) = f_5 \circ f_4 \circ f_3 \circ f_2 \circ f_1(x)$ . Each single line represents a group of  $\mathcal{S}$  qubits; each double line represent a group of  $\mathcal{S}$  classical bits. Note that the second and third groups of ancilla qubits are reused as ancilla qubits for subsequent computation. Note that while we reduce the number of required qubits, this comes at a cost of  $4\mathcal{S}$  classical bits of storage.

We expand upon Bennett’s pebble game to add our  $G$  and  $E_f$  modules as a way to count the number of qubits used in quantum computation. We do this by adding the following rules: To represent  $G$ , we allow any pebble to be replaced with a *ghost*. The ghost represents potential  $-1$  phase. The ghost does not count against the total number of used pebbles, but must be removed before the computation finishes. To represent  $E_f$ , we allow a ghost to be overwritten with a pebble. The ability to reuse qubits with these additional rules allows us to use less qubits than we would need if we directly applied Bennett’s construction.

### 3 The spooky pebbling model

We start with a more general version of the spooky pebble game than we use in this paper and then explain how it reduces to our case.

**Definition 2.** Given a DAG  $G = (V, E)$  with a target node  $t \in V$ , a spooky pebbling procedure of  $G$  is any sequence of steps starting with a pebbles on  $I = \{v \mid v \in V, \text{in-degree}(v) = 0\}$  and ending with pebbles only on  $I \cup \{t\}$  and no ghosts. Valid steps are as follows:

*ghost*( $v$ ): Any pebble can be turned into a ghost.

*pebble*( $v$ ): A pebble can be added to any  $v \in V$  if there is a pebble on all in-nodes of  $v$ . If  $v$  has a ghost, it will be replaced with a pebble.

*remove*( $v$ ): A pebble can be removed from any  $v \in V$  if there is a pebble on all of its in-nodes.

For the purposes of this paper, we will only consider the line graph. Figure 4 shows the computation from figure 3 represented as a spooky pebbling procedure. We now give some formal definitions for pebbling and unpebbling algorithms over the interval  $(a, b]$ . We assume that our algorithms are local (they do not change any pebbles before  $a$  or after  $b$ ).

**Definition 3.** An algorithm  $A((a, b])$  spooky pebbles the interval  $(a, b]$  from position  $a$  if it starts with a pebble at position  $a$  while  $(a, b]$  is empty and ends with pebbles in positions  $a$  and  $b$ , with positions  $(a, b)$  empty. The algorithm uses a number of pebbles equal to the maximum placed pebbles on the interval  $(a, b]$  at any step.

We will informally refer to the interval  $(a, b]$  as a line, but we can also think of it as an array containing elements indexed by the integers between  $a$  and  $b$  (inclusive) with values in the set  $\{-, \circ, \sim\}$ , which refer to a position being empty, pebbled, or ghosted respectively. Note that this is the same notation we use for our pebbling in figure 4. We assume that indices increase from left to right and we use a half open interval because any spooky pebbling algorithm on the interval  $(a, b]$  will not perform any operations on the index  $a$ .

**Definition 4.** An algorithm  $A(n)$  spooky unpebbles the interval  $(a, b]$  from position  $a$  if it starts with a pebbles at positions  $a$  and  $b$  while  $(a, b)$  is empty and ends with a pebble only in position  $a$  and positions  $(a, b]$  empty. The algorithm uses a number of pebbles equal to the maximum placed pebbles on the interval  $(a, b]$  at any step.




Figure 4: The sequence of states generated by the circuit in figure 3. The  $i$ 'th item in the  $j$ 'th row tells us information about  $f_{i-1} \circ \dots \circ f_1(x)$  before the  $j$ 'th gate executes. A circle indicates that this value is stored in qubits. A dash indicates that this value is not stored in qubits. A tilde indicates that this value has a ghost stored in qubits.

Our set of valid steps for pebbling algorithms are a superset of those found in Bennett’s pebble game. Thus, we know that the line of length  $n$  can be spooky pebbled in at most as many steps as are needed by Bennett’s pebble game. It turns out that we can use spooky pebbling to do even better than Bennett’s construction. We have already seen that figure 3 uses less qubits than would be possible with Bennett’s pebble game. In fact for any constant  $\varepsilon \in (0, 1)$ , we can spooky pebble a line of length  $n$  using only  $O(1)$  pebbles and  $O(n^{1+\varepsilon})$  steps.

## 4 Pebbling algorithms

### 4.1 Properties relating to pebbling algorithms

Before discussing specific spooky pebbling algorithms, we will go over the general notation we will use when talking about a pebbling algorithm as well as the correspondence between pebbling algorithms and the actual time and space requirements of quantum algorithms that use our pebble game. Additionally we will prove that it is possible to turn any unpebbling algorithm into a pebbling algorithm. This allows us to restrict our attention to unpebbling algorithms for the proofs in this section.

**Definition 5.** *The pebbling (resp. unpebbling) algorithm  $P(n, s)$  (resp.  $U(n, s)$ ) is an algorithm that pebbles (resp. unpebbles) any interval of length  $n$  using at most  $s + 2$  (resp.  $s + 1$ ) pebbles. We define  $P^T(n, s)$  (resp.  $U^T(n, s)$ ) to be any pebbling (unpebbling) algorithm with time complexity  $O(T(n, s))$ . If we want to specify a specific interval  $(a, b]$  for our algorithm, then we will write it as  $P((a, b], s)$  (resp.  $U((a, b], s)$ ).*

Let  $f(x) : \{0, 1\}^q \rightarrow \{0, 1\}^r$  be some boolean function computable by a classical machine in  $\mathcal{T}$  steps with  $\mathcal{S}$  space. Let’s say that we want to perform the following transformation on qubits:

$$\sum_{x \in \{0, 1\}^q} \alpha_x |x\rangle |0^r\rangle \rightarrow \sum_{x \in \{0, 1\}^q} \alpha_x |x\rangle |f(x)\rangle$$

A naive application of the spooky pebbling algorithm  $P^T(n, s(n))$  to computing  $f$  would use  $O(\mathcal{S}\mathcal{T}(\mathcal{T}, s(\mathcal{T})))$  gates,  $O(\mathcal{S}s(\mathcal{T}))$  qubits, and at most  $O(\mathcal{S}\mathcal{T})$  classical bits. There is a trick first described in [1] that leads to a more efficient application of pebbling algorithms to the simulation of irreversible computation.

**Remark 6** (adapted from [1]). *The naive approach described above can be improved on by pebbling a line of length  $\mathcal{T}/\mathcal{S}$ , where each pebble represent  $\mathcal{S}$  steps in the computation of  $f$ . Performing a step on this modified line can be done in  $O(\mathcal{S})$  gates with a linear time and linear space reversible simulation. After reducing the length of the line, our simulation uses  $O(\mathcal{S}\mathcal{T}(\mathcal{T}/\mathcal{S}, s(\mathcal{T}/\mathcal{S})))$  gates,  $O(\mathcal{S}(1 + s(\mathcal{T}/\mathcal{S})))$  qubits, and at most  $O(\mathcal{T})$  classical bits.*

**Lemma 7.** *Let  $U^T(n, s)$  be any unpebbling algorithm. Then there exists a pebbling algorithm  $P^T(n, s)$ .*



*Proof.* By definition 5 we know that  $U^T(n, s)$  unpebbles an interval of length  $n$  using  $s + 2$  pebbles in time  $O(T(n, s))$ . Let  $t$  be the last time-step where  $U^T(n, s)$  removes a pebble at the end of the interval. We will construct  $P^T(n, s)$  as follows: we execute the exact same steps as for  $U^T(n, s)$ , skipping any steps that act on the end of the interval before time-step  $t$ . At time step  $t$ , we place a pebble at the end of the interval instead of removing the pebble placed there. Since  $P^T(n, s)$  contains at most one more pebble at any step than  $U^T(n, s)$  while using no additional steps, it has time complexity  $O(T(n, s))$  and uses at most  $s + 2$  pebbles.  $\square$

With the above lemma, it is sufficient to describe unpebbling algorithms for different values of  $T$ ,  $n$  and  $s$  and the results will extend to pebbling algorithms with the same parameters.

## 4.2 (Un)pebbling algorithms

We will start by showing an algorithm that unpebbles the line of length  $n$  using a constant number of pebbles with time complexity  $O(n^2)$ .

**Lemma 8** (adapted from [2]). *There exists an algorithm  $U^{n^2}(n, 1)$ .*

*Proof.* This algorithm is an unpebbling generalization of the computation we showed in figure 3 expressed in the language of the spooky pebble game. Figure 4 shows what that algorithm looks like in the spooky pebble game.

```

 $U^{n^2}((a, a + n], 1)$ :
  if  $n = 1$ :
    remove  $(a + 1)$ 
  else if  $n = 2$ :
    pebble  $(a + 1)$ 
    remove  $(a + 2)$ 
    remove  $(a + 1)$ 
  else:
    ghost  $(a + n)$ 
    pebble  $(a + 1)$ 
    for  $i \in (a, a + n - 1)$ :
      pebble  $(i + 1)$ 
      ghost  $(i)$ 
    pebble  $(a + n)$ 
    remove  $(a + n)$ 
    run  $U^{n^2}((a, a + n - 1])$ 

```

Now we show that the unpebbling algorithm takes  $n^2 + n - 3$  steps. If we let  $T(n)$  be the number of steps taken by the algorithm on any interval of length  $n$ , then we know that

$T(n) = 2n + T(n - 1)$ ,  $T(1) = 1$ , and  $T(2) = 3$ . If we unroll this recursion we get that  $T(n) = (\sum_{i=3}^n 2i) + 3 = n^2 + n - 3$ . Observe that at any time-step this algorithm has at most two pebbles placed on the line, since we start by ghosting the pebble at the end.  $\square$

**Corollary 9.** *Using the pebbling algorithm from lemma 8, it is possible to simulate a classical computation that requires  $\mathcal{T}$  steps and  $\mathcal{S}$  bits on quantum inputs using  $O(\mathcal{T}^2/\mathcal{S})$  gates,  $O(\mathcal{S})$  qubits, and  $O(\mathcal{T})$  classical bits.*

The above algorithm uses the strategy of advancing a pair of pebbles using ghosts to reach the end of the line. We will prove that time optimal spooky pebbling algorithms can always employ such a strategy in lemma 26. With access to one extra pebble, we can use  $U^{n^2}(n, 1)$  as subroutines in a faster algorithm.

**Lemma 10.** *There exists an algorithm  $U^{n^{3/2}}(n, 2)$*

*Proof.* Lemma 8 provides the subroutine  $U^{n^2}(n, 1)$  that can unpebble a distance  $n$  in time  $O(n^2)$ . The new algorithm for unpebbling works as follows:

```

 $U^{n^{3/2}}((a, a + n], 2)$ :
  for  $j \in (0, \sqrt{n})$ :
    pebble( $a + 1$ )
    for  $i \in (a, a + n - j\sqrt{n})$ :
      pebble( $i + 1$ )
      ghost( $i$ )
    run  $U^{n^2}((a + n - j\sqrt{n}, a + n - (j - 1)\sqrt{n}], 1)$ 

```

We break the interval  $(a, a + n]$  into  $\sqrt{n}$  sub-intervals of length  $\sqrt{n}$  and use  $U^{n^2}(n, 1)$  to unpebble each of these intervals from right to left. Each iteration of the outer loop involves less than  $2n$  pebble and ghost instructions and a call to  $U^{n^2}(\sqrt{n}, 1)$ , which takes  $O(n)$  steps. Since the loop executes  $O(\sqrt{n})$  times, this gives us a time complexity of  $O(n^{3/2})$  as desired.

During the  $j$ 'th iteration of the loop there will be a pebble at position  $n - (j - 1)\sqrt{n}$  as well as a two pebbles that advance to position  $n - j\sqrt{n}$  before we ghost the one at position  $n - j\sqrt{n} - 1$ . Since we know that  $U^{n^2}(n, 1)$  uses at most two pebbles and the only additional pebble placed when we call it is at  $a$ , we can conclude that  $U^{n^{3/2}}(n, 2)$  uses at most three pebbles.  $\square$

$U^{n^{3/2}}(n, 2)$  used one more pebble than  $U^{n^2}(n, 1)$  to allow the execution of  $U^{n^2}(n, 1)$  on multiple regions of size  $\sqrt{n}$ , which ended up reducing the asymptotic time complexity. This idea can be applied recursively to generate a sequence of unpebbling algorithms that each use a constant number of pebbles and whose time complexities converge to  $O(n)$ .

**Lemma 11.** *For all  $s \in \mathbb{N}$ , there exists an algorithm  $U^{sn^{1+1/s}}(n, s)$ .*

*Proof.* We will construct these algorithms inductively. In the base case we have  $U^{n^2}(n, 1)$  from lemma 8. Now we assume the existence of  $U^{sn^{1+1/s}}(n, s')$  for all  $s' < s$  to construct  $U^{sn^{1+1/s}}(n, s)$ .

```

 $U^{sn^{1+1/s}}((a, a+n], s):$ 
  if  $s = 1:$ 
    run  $U^{n^2}((a, a+n], 1)$ 
  else:
    for  $j \in (0, n^{1/s}]$ 
      pebble  $(a+1)$ 
      for  $i \in (a, a+n-jn^{1-1/s}):$ 
        pebble  $(i+1)$ 
        ghost  $(i)$ 
      run  $U^{sn^{1+1/s}}((a+n-jn^{1-1/s}, a+n-(j-1)n^{1-1/s}], s-1)$ 

```

We now prove that this runs in the desired time and pebble complexity by induction on  $s$ . Let  $T(n, s)$  be the exact number of steps executed by  $U^{sn^{1+1/s}}(n, s)$ . We will prove inductively that  $T(n, s) \leq 2sn^{1+1/s}$ . When  $s = 1$  we run  $U^2((a, a+n])$  which we know by lemma 8 uses two pebbles and requires  $n^2 + n - 3$  steps, so our base case holds. Using our inductive hypothesis we get:

$$\begin{aligned}
T(n, s) &= \sum_{j \in (0, \sqrt[s]{n}]} 2n - 2jn^{1-1/s} - 1 + T(n^{1-1/s}, s-1) \\
&= \sqrt[s]{n}T(n^{1-1/s}, s-1) + 2n^{1+1/s} - 2n^{1-1/s} \sum_{j \in (0, \sqrt[s]{n}]} j \\
&= \sqrt[s]{n}T(n^{1-1/s}, s-1) + 2n^{1+1/s} - n^{1+1/s} - n \\
&\leq \sqrt[s]{n}((2s-2)(n^{1-1/s})^{1+1/(s-1)}) + n^{1+1/s} - n \\
&= (2s-2)n^{1+1/s} + n^{1+1/s} - n \\
&\leq 2sn^{1+1/s}
\end{aligned}$$

Thus we can conclude that this algorithm has time complexity  $O(sn^{1+1/s})$ . For the pebble complexity, we again know from lemma 8 that  $U^{n^2}(n, 1)$  uses at most two pebbles. By induction, let us assume that for all  $s' < s$ ,  $U^{sn^{1+1/s}}(n, s')$  uses at most  $s' + 1$  pebbles. Observe that  $U^{sn^{1+1/s}}(n, s)$  uses at most three pebbles until it calls  $U^{sn^{1+1/s}}(n, s-1)$ , at which point only the pebble at  $a$  is outside the expected pebbles in the interval used by the recursive call. Since this recursive call uses at most  $s$  pebbles,  $U^{sn^{1+1/s}}(n, s)$  must use at most  $s + 1$  pebbles.  $\square$

**Corollary 12.** *For any constant  $\varepsilon > 0$ , it is possible to pebble a line of arbitrary length  $n$  with a constant number of pebbles in  $O(n^{1+\varepsilon})$  steps.*

**Corollary 13.** For any  $\varepsilon \in (0, 1)$ , using the pebbling algorithm from lemma 11, it is possible to simulate a classical computation that requires  $\mathcal{T}$  steps and  $\mathcal{S}$  bits on quantum inputs using  $O(\frac{1}{\varepsilon}\mathcal{T}^{1+\varepsilon}/\mathcal{S}^\varepsilon)$  gates,  $O(\frac{1}{\varepsilon}\mathcal{S})$  qubits, and  $O(\mathcal{T})$  classical bits.

Before we discuss the algorithm that we will later prove is asymptotically optimal, we need to define a function that shows up in its bounds. The below 'inverse' to the binomial coefficient both shows up in our algorithms and in the lower bounds we prove in section 5.

**Definition 14.** We define the  $B^{-1}(x, y)$  as the least value of  $z$  such that  $x \leq \binom{y+z}{z}$ .

Our choice to define  $B^{-1}$  as a supremum ends up being useful in some of our proofs. Note that  $B^{-1}(\binom{m+s}{m}, s) = m$  and  $n \leq \binom{B^{-1}(n, s)+s}{s}$ .

**Theorem 15.** For any  $s \in \mathbb{N}$ , there exists an algorithm  $U^{nB^{-1}(n, s)}(n, s)$

*Proof.* We will start by showing an algorithm for the simpler case when there exists an  $m$  such that  $n = \binom{m+s}{m}$ .

```

 $U^{nB^{-1}(n, s)}((a, a + \binom{s+m}{m}], s):$ 
  if  $s = 1:$ 
    run  $U^{n^2}((a, a + m], 1)$ 
  else:
    pebble  $(a + 1)$ 
    for  $i \in (a, a + \binom{s+m-1}{m-1}):$ 
      pebble  $(i + 1)$ 
      ghost  $(i)$ 
    run  $U^{nB^{-1}(n, s)}((a + \binom{s+m-1}{m-1}, a + \binom{s+m}{m}], s - 1)$ 
    run  $U^{nB^{-1}(n, s)}((a, a + \binom{s+m-1}{m-1}], s)$ 

```

Now we provide a generalization of the above algorithm to work for an interval of any length.

```

 $U^{nB^{-1}(n, s)}((a, b], s):$ 
  if  $s = 1:$ 
    run  $U^{n^2}((a, b], 1)$ 
  else:
    Set  $m = B^{-1}(b - a, s)$ .
    Let  $z = \binom{s+m}{m} - (b - a)$ .
    Let  $k = \max(\binom{s+m-2}{m-2}, \binom{s+m-1}{m-1} - z)$ .
    pebble  $(a + 1)$ 
    for  $i \in (a, a + k]:$ 
      pebble  $(i + 1)$ 
      ghost  $(i)$ 

```

$\text{run } U^{nB^{-1}(n,s)}((a+k, b], s-1)$   
 $\text{run } U^{nB^{-1}(n,s)}((a, a+k], s)$

We will analyze the time complexity for  $U^{nB^{-1}(n,s)}(n, s)$  under the assumption that  $n = \binom{m+s}{m}$ . The number of steps needed for this algorithm is equal to the solution to the following recurrence relation:

$$\begin{aligned}
T\left(\binom{m+s}{m}, s\right) &= T_m(m, s) = 2\binom{m+s-1}{m-1} - 1 + T_m(m, s-1) + T_m(m-1, s) \\
T_m(1, s) &= 2s + 1 \\
T_m(m, 1) &= m^2 + 3m - 1
\end{aligned}$$

When  $m = 1$ , the algorithm places a pebble at all positions  $i \in (a, a + s + 1)$ , removes the pebble at position  $a + s + 1$ , and then removes all pebbles in positions  $(a, a + s + 1)$ . When  $s = 1$  we are running the algorithm from lemma 8, which we already proved takes  $n^2 + n - 3$  steps.

Now we will use induction to prove that  $T_m(m, s) \leq \frac{2\binom{s+m}{m}(ms+s+1)}{s+1}$ . The base cases hold by plugging in one for  $m$  and  $s$  in this formula. Now we assume that this solution holds for all  $m' \leq m$  and  $s' < s$  as well as for all  $m' < m$  and  $s' \leq s$ . By our assumption,

$$\begin{aligned}
T_m(m, s) &= 2\binom{m+s-1}{m-1} - 1 + T_m(m, s-1) + T_m(m-1, s) \\
&\leq 2\binom{m+s-1}{m-1} + \frac{2\binom{m+s-1}{m}(m(s-1)+s)}{s} + \frac{2\binom{m+s-1}{m-1}((m-1)s+s+1)}{s+1} \\
&= 2\binom{m+s-1}{m-1} + \frac{2\binom{m+s-1}{m}(ms+s+1-\frac{m}{s}) + 2\binom{m+s-1}{m-1}(ms+1)}{s+1} \\
&= \frac{2\binom{m+s-1}{m-1}s + \frac{2m}{s}\binom{m+s-1}{m} + 2\binom{m+s-1}{m}(ms+s+1-\frac{m}{s}) + 2\binom{m+s-1}{m-1}(ms+1)}{s+1} \\
&= \frac{2\binom{m+s}{m}(ms+s+1)}{s+1}
\end{aligned}$$

Expressing this in terms of  $T(n, s)$  gives us that  $T(n, s) \leq \frac{2n(ms+s+1)}{s+1}$  where  $m = B^{-1}(n, s)$ .  $\square$

**Corollary 16.** *For any  $\varepsilon \in (0, 1)$ , using the algorithm from theorem 15, it is possible to simulate a classical computation that uses  $\mathcal{T}$  steps and  $\mathcal{S}$  space on quantum inputs using  $O(\mathcal{T}B^{-1}(\mathcal{T}/\mathcal{S}, \frac{1}{\varepsilon}))$  gates,  $O(\frac{1}{\varepsilon}\mathcal{S})$  qubits, and  $O(\mathcal{T})$  classical bits.*

Since  $B^{-1}$  is not a well studied function, we now give some useful algorithms that follow from theorem 15. These algorithms show some useful trade-offs between the number of steps and the number of required pebbles.

**Lemma 17.** For any  $\varepsilon \in (0, 1)$ , there exists an algorithm  $U^{n/\varepsilon}(n, n^\varepsilon)$ .

*Proof.* We prove this by showing that  $B^{-1}(n, n^\varepsilon)$  is bounded above by  $\frac{2}{\varepsilon}$ . If  $n \leq \binom{n^\varepsilon + m}{m}$  then  $B^{-1}(n, n^\varepsilon) \leq m$ . Setting  $m$  to  $\frac{2}{\varepsilon}$  gives us:

$$\begin{aligned} \binom{n^\varepsilon + m}{m} &\geq \left(\frac{n^\varepsilon + m}{m}\right)^m \\ &\geq \left(\frac{n^\varepsilon}{m}\right)^m \\ &= \frac{n^2}{(2/\varepsilon)^{2/\varepsilon}} \end{aligned}$$

When  $n$  is at least  $\left(\frac{2}{\varepsilon}\right)^{\frac{2}{\varepsilon}}$  we have that  $\frac{n^2}{(2/\varepsilon)^{2/\varepsilon}} \geq n$ . □

**Corollary 18.** For any  $\varepsilon \in (0, 1)$ , using the algorithm from lemma 17, it is possible to simulate a classical computation that uses  $\mathcal{T}$  steps and  $\mathcal{S}$  space on quantum inputs using  $O(\frac{1}{\varepsilon}\mathcal{T})$  gates,  $O(\mathcal{S}^{1-\varepsilon}\mathcal{T}^\varepsilon)$  qubits, and  $O(\mathcal{T})$  classical bits.

Since the proof of lemma 17 relies on  $n$  being large and by remark 6 we have that  $n = \mathcal{T}/\mathcal{S}$ , we can only use this lemma when  $\mathcal{T} \geq \left(\frac{2}{\varepsilon}\right)^{2/\varepsilon}\mathcal{S}$ . As long as  $\varepsilon$  is a constant independent of  $\mathcal{T}$  and  $\mathcal{S}$ , in the domain where  $\mathcal{T} \leq \left(\frac{2}{\varepsilon}\right)^{2/\varepsilon}\mathcal{S}$  a linear time and linear space reversible simulation of the classical computation will use  $O(\mathcal{T})$  steps and  $O(\mathcal{S})$  qubits. This also matches the bounds in corollary 18.

**Lemma 19.** There exists an algorithm  $U^{n \log(n)}(n, \log(n))$

*Proof.* We will prove this by showing that  $B^{-1}(n, \log(n)) \leq \log(n)$ . Again it is sufficient to show that  $n \leq \binom{\log(n) + \log(n)}{\log(n)}$ .

$$\begin{aligned} \binom{\log(n) + \log(n)}{\log(n)} &\geq \left(\frac{2 \log(n)}{\log(n)}\right)^{\log(n)} \\ &= 2^{\log(n)} \\ &= n. \end{aligned}$$

□

**Corollary 20.** Using the algorithm from lemma 19, it is possible to simulate a classical computation that uses  $\mathcal{T}$  steps and  $\mathcal{S}$  space on quantum inputs using  $O(\mathcal{T}(1 + \log(\mathcal{T}/\mathcal{S})))$  gates,  $O(\mathcal{S}(1 + \log(\mathcal{T}/\mathcal{S})))$  qubits, and  $O(\mathcal{T})$  classical bits.

### 4.3 Barrington’s Theorem

The algorithms in section 4.2 allow any classical algorithm to be simulated on quantum inputs with a polynomial overhead in time and a constant overhead in space. In 1986, Barrington proved the following theorem about computing boolean functions using a constant width branching program.

**Theorem 21** (adapted from [15]). *Let  $L$  be any language computable by a depth  $d$  fan-in 2 circuit. Then  $L$  is decidable by a width 5 branching program with length at most  $4^d$ .*

This theorem directly translates to a constant space algorithm to decide any language in non-uniform  $NC^1$  (log depth circuits) in polynomial time. Applying our pebble game construction from lemma 8 to Barrington’s theorem allows us to compute  $NC^1$  on quantum inputs with a constant number of qubits and polynomial time.<sup>4</sup> Many useful algorithms fall in this class, such as computing majority and multiplication under  $S_5$ . It is already known that  $NC^1$  can be efficiently computed with a constant number of qubits; however, such proofs introduce an unwanted phase that prevent them from being useful on quantum inputs [9, 10]. In 2015 Aaronson et al. showed that any  $n$  bit reversible circuit can be compressed to another circuit which uses at most  $O(2^n \text{poly}(n))$  gates and  $O(1)$  ancilla bits [5]. However their construction relies on knowing the truth table of the reversible circuit, making it impractical in most settings. Additionally, our algorithms are more efficient than their general reversible bounds when considering problems in  $NC^1$ .

### 4.4 Review

In this section we discussed multiple algorithms for unpebbling, which can be converted into pebbling algorithms with the same parameters using lemma 7. All of these pebbling algorithms use a sequence of pebble and ghost instructions to place a pebble at the right end of the interval, possibly leaving behind a couple of pebbles that make it faster to remove ghosts later in the algorithm. They then work from right to left and remove all created ghosts. In the next section we will show the existence of time-optimal pebbling algorithms that share these properties. Leveraging this, we prove that our algorithm in theorem 15 is asymptotically time optimal.

## 5 Lower bounds on spooky pebbling

### 5.1 Existence of structured time-optimal algorithms

In section 4 we discussed specific algorithms for unpebbling along with a way to convert any unpebbling algorithm to a pebbling algorithm that uses one extra pebble. In this section,

---

<sup>4</sup>Again this construction will use a polynomial number of classical bits, but we believe that the ability to compute this class with a constant number of qubits is still interesting.

we will prove the existence of time-optimal pebbling algorithms that take a very specific form. We will then use the existence of optimal pebbling algorithms with this structure to prove lower bounds on the number of steps for any pebbling algorithm. Leveraging lemma 7 any lower bounds that we prove about pebbling algorithms will also imply lower bounds on unpebbling algorithms. Before proving the existence of time-optimal pebbling algorithms with specific structure, we define some terminology related to pebbling algorithms.

We present pebbling algorithms as procedures involving loops, conditionals, and variables. For a specific value of  $n$  and  $s$ , the algorithm  $P(n, s)$  is a sequence of ghost, pebble, and remove instructions. When we say the  $t$ 'th step of  $P(n, s)$  we are referring to the  $t$ 'th element in this sequence. Similar to the steps, we can think of  $P(n, s)$  as generating a sequence of states where the  $t$ 'th state is the interval generated by executing the first  $t$  steps of  $P(n, s)$ . When we refer to running  $P(n, s)$  from the  $t$ 'th step, we mean applying the sequence of steps for  $P(n, s)$  starting after step  $t$ . Note that running  $P(n, s)$  starting from the  $t$ 'th step will not always be valid, since the steps after  $t$  can rely on the existence of pebbles placed before step  $t$ . Additionally we need to be careful that the steps after  $t$  do not use on more pebbles than are available when called.

**Lemma 22.** *Let  $P((a, a + n], s)$  be any pebbling algorithm and  $s_j$  be the last state produced by  $P((a, a + n], s)$  that contains a pebble at position  $j$ . Then the sequence of states created by  $P((a, a + n], s)$  contains the sub-sequence  $s_{a+n-1}, \dots, s_{a+1}$ .*

*Proof.* By definition 3 we know that  $P((a, a + n], s)$  must end in a state with no pebbles or ghosts in the interval  $(a, a + n)$ . Thus the last state of  $P((a, a + n], s)$  that contains a pebble or a ghost at position  $i \in (a, a + n)$ , if such a state exists, must contain a pebble at that position. There must be some last state  $s_{a+n-1}$  that contains a pebble at index  $a + n - 1$ , since a pebble at this position is necessary to put a pebble at index  $a + n$ . Additionally we know that if  $s_j$  exists, then  $s_{j-1}$  must also exist and it must occur after  $s_j$ , since a pebble is needed at position  $j - 1$  to remove the pebble at position  $j$ .  $\square$

**Definition 23.** *We call a pebbling algorithm  $P((a, b], s)$  ghost-maximizing if it never removes a pebble from a position  $i$  during step  $t$  when there is a pebble placed at a position  $j$  such that  $i < j < b$  in any state after  $t$ .*

**Lemma 24.** *For any choice of  $n, s$  there is a time-optimal pebbling algorithm that is ghost-maximizing.*

*Proof.* Let  $P(n, s)$  be any time-optimal pebbling algorithm. We will construct an algorithm  $P'(n, s)$  that is ghost-maximizing and uses at most the same number of steps as  $P(n, s)$ .  $P'(n, s)$  always performs the same step as  $P(n, s)$  unless it would violate the ghost-maximizing property, in which case the pebble is ghosted instead of removed. Since  $P$  and  $P'$  always contain pebbles at the same positions at each time-step, each step taken by  $P'$  is valid. All that remains is to show that  $P'$  does not end with a ghost in the interval  $(a, b)$ . Lemma 22 tells us that for each  $i \in (a, b)$  after the last step where  $P(n, s)$  removes a



pebble at position  $i$ , there is no  $j \in (i, b)$  that will contain a pebble in a later state. Thus  $P'$  does not ghost the pebble at position  $i$  during this step and ends in a state with no ghosts in the interval  $(a, b)$ .  $\square$

$P'$  is likely to use more ghosts than  $P$ . This is not a problem because we are only concerned with the trade-off between the number of pebbles and steps in this section. More carefully defined algorithms might yield similar step and qubit costs while asymptotically reducing the number of ghosts (classical control bits) required by algorithms.

**Definition 25.** We call a pebbling algorithm  $P((a, a + n], s)$  *sweep-first* if its  $n$ 'th pebble step is at index  $a + n$ . After this pebble step,  $P((a, a + n], s)$  never places, removes, or ghosts a pebble at index  $a + n$ .

Sweep-first pebbling algorithms can only place one pebble at each index until they place a pebble at the end of the interval. If the algorithm is also ghost-maximizing, then it can perform at most one pebble and one ghost instruction on each index before placing a pebble at the end of the interval.

**Lemma 26.** For any  $n, s$  there is a time-optimal pebbling algorithm that is ghost-maximizing and sweep-first.

*Proof.* Let  $P(n, s)$  be any spooky pebbling algorithm running on an interval of length  $n$  and let  $t$  be the last step where  $P(n, s)$  places a pebble at the end of the interval. By lemma 24 we can assume that  $P(n, s)$  is ghost-maximizing. We can construct a new algorithm  $P'(n, s)$  from  $P(n, s)$  as follows:

```

P'((a, a + n], s) :
  pebble (a + 1)
  for i ∈ (a, a + n) :
    pebble (i + 1)
    if P'((a, a + n], s) has i not pebbled in the t'th state :
      ghost (i)
  run P((a, a + n], s) starting at step t

```

Let  $u$  be the last step executed by  $P'(n, s)$  before it runs  $P(n, s)$  from step  $t$ . Since  $P(n, s)$  must have placed at least one pebble on each  $i \in (a, a + n)$  before step  $t$  and it additionally must have removed or ghosted any position that does not have a pebble in the  $t$ 'th state, we know that  $t \geq u$ . Since  $P(n, s)$  is ghost-maximizing,  $P'(n, s)$  must have the exact same  $u$ 'th state as  $P(n, s)$  has for its  $t$ 'th state. Thus we can conclude that  $P'(n, s)$  is a valid pebbling algorithm that uses at most as many steps as  $P(n, s)$ . Also by our choice of  $t$  we know that  $P'(n, s)$  will never remove, ghost, or place pebble at the end of the interval after step  $u$ .  $\square$

**Definition 27.** Let  $P((a, b], s)$  be any sweep-first pebbling algorithm. Let  $t$  be the last step where  $P((a, b], s)$  places a pebble at  $b$ . An index  $i \in (a, b)$  is called a checkpoint of  $P((a, b])$  if  $P((a, b])$  has a pebble at that position at time  $t$ .

These checkpoints are analogous to the ones used by Bennett in his reversible pebble game [1]. The steps of ghost-maximizing sweep-first pebbling algorithms can be permuted to take a very particular form.

**Lemma 28.** *There exists a time optimal pebbling algorithm  $P((a, b], s)$  that takes the following form:*

```

P((a, b], s) :
  pebble (a + 1)
  pick some k ∈ (a, b)
  for i ∈ (a, k - 1] :
    pebble (i + 1)
    ghost (i)
  run P*((k, b], s - 1)
  run U*((a, k], s)

```

Where  $P^*$  and  $U^*$  are pebbling and unpebbling algorithms respectively.

*Proof.* Let  $P'((a, b], s)$  be a time-optimal pebbling algorithm that is ghost-maximizing, sweep first, and has its leftmost checkpoint farthest to the right. Let  $k$  be the index of the leftmost checkpoint of  $P'((a, b], s)$  and  $t$  be the last step where  $P'((a, b], s)$  places a pebble at index  $b$ . We will prove that we can permute the steps of  $P'((a, b], s)$  to match the form of  $P((a, b], s)$ . By the definition of a checkpoint and ghost-maximizing, we know that  $P'((a, b], s)$  must place and ghost a pebble at each index  $i \in (a, k)$  before step  $t$ . This means that  $P'((a, b], s)$  must contain a subset of moves before step  $t$  that can be permuted to match the steps taken by  $P((a, b], s)$  before it runs  $P^*((k, b], s - 1)$ . All that remains is to show that the remaining steps in  $P'((a, b], s)$  can be permuted to first make a pebbling algorithm for the interval  $(k, b]$  and then an unpebbling algorithm for  $(a, k]$ .

We now separate all steps of  $P'((a, b], s)$  that act on the sub-interval  $(k, b]$  while maintaining their order. Observe that these steps must place a pebble at index  $b$  and remove all pebbles and ghosts from the sub-interval  $(k, b)$ , making them a pebbling algorithm for  $(k, b]$ . Assume for the sake of contradiction that this sequence of steps uses more than  $s + 1$  pebbles in the interval  $(k, b]$ . But if this were the case,  $P'((a, b])$  must ghost the pebble at index  $k$  before completing all steps that act in the interval  $(k, b]$ . Let  $j$  be the smallest position larger than  $k$  that has a pebble when we ghost  $k$ . We know that a subset of the remaining steps in  $P'((a, b], s)$  must unpebble the sub-interval  $(a, j]$ . Since this is the case, there is an algorithm that is at least as fast as  $P'((a, b], s)$  that places its first checkpoint at  $j$  rather than  $k$ .<sup>5</sup> Since we picked  $P'((a, b], s)$  to be the algorithm with its first checkpoint farthest to the right, this is a contradiction.

---

<sup>5</sup>This new ghost-maximizing, sweep first algorithm uses the same checkpoints as  $P((a, b], s)$  except that

Finally we show that the remaining steps from  $P'((a, b], s)$  in their original order are a valid unpebbling of the sub-interval  $(a, k]$ . Since  $P'((a, b], s)$  is ghost-maximizing and sweep-first, all of these steps occur after state  $t$ , where we know there is a pebble at position  $k$  and no pebbles in the interval  $(a, k]$ . This implies that the remaining steps must empty the interval  $(a, k]$ , making this sequence of steps be an unpebbling algorithm. These steps cannot use more than  $s + 1$  pebbles in the interval  $(a, k]$ , since  $P'((a, b], s)$  uses no more than  $s + 2$  pebbles and after time  $t$  all states feature a pebble at index  $b$ .  $\square$

Lemma 28 puts quite a bit of structure on optimal spooky pebbling algorithms. In fact, we can recursively apply lemma 28 to the algorithm  $P^*$ . We will now show how to pick the optimal  $k$  and thus give a lower bound on the number of steps needed for spooky pebbling.

**Lemma 29.** *The minimum time required to pebble a distance  $n$  using  $s$  pebbles is lower bounded by the following recurrence relation:*

$$T(1, s) = 1$$

$$T(n, s) = \min_{k \in (0, n)} 2k - 1 + T(n - k, s - 1) + T(k, s)$$

*Proof.* From lemma 28 we know that

$$T_p(1, s) = 1$$

$$T_p(n, s) = \min_{k \in (0, n)} 2k - 1 + T_p(n - k, s - 1) + T_u(k, s)$$

where  $T_p(n, s)$  (resp.  $T_u(n, s)$ ) is the minimum number of steps needed to pebble (resp. unpebble) a distance  $n$  with  $s$  pebbles. Lemma 7 implies that  $T_u(k, s) \geq T_p(k, s)$ , so we can substitute this into the above equality to get:

$$T_p(n, s) \geq \min_{k \in (0, n)} 2k - 1 + T_p(n - k, s - 1) + T_p(k, s)$$

Using induction on  $n$ , we get that  $T_p(n, s) \geq T(n, s)$ .  $\square$

While  $T(n, s)$  is not a tight lower bound on  $T_p(n, s)$ , it is sufficient to obtain lower bounds with the same asymptotic behavior as our algorithms in section 4.2. Recurrence relations similar to  $T(n, s)$  have been extensively studied in the area of dynamic programming and a careful reading of their results is sufficient to prove our lower bounds [16, 17]. We talk about this connection in more detail in section 7. However, we also present a different proof for our exact function.

---

there is a checkpoint at  $j$  and not one at  $k$ . This new algorithm can then skip all steps taken by  $P'((a, b], s)$  over the interval  $(k, j]$  before  $P'((a, b], s)$  erased the pebble at index  $k$ . After  $P'((a, b], s)$  erases the pebble at index  $k$  we know that  $P'((a, b], s)$  and  $P((a, b], s)$  have the exact same state.

## 5.2 Lower bounds on $T(n, s)$

Without loss of generality, we will assume that our pebbling algorithm starts with a pebble at position zero and wants to place a pebble at position  $n$ . We can create a tight bound on the value of the recurrence relation from lemma 29 by mapping it to a binary search tree, where we will use a cost function to determine the value of  $T(n, s)$ .

**Definition 30.** Let  $N_i$  be any node in the tree  $T$ . We let  $R(N_i)$  denote the right-depth of  $N_i$ , which is equal to the number of right sub-trees of  $T$  that contain  $N_i$ . We likewise define  $L(N_i)$  as the left-depth of  $L_i$ .

**Definition 31.** Let  $F = \{P((a, b], s)\}$  be an arbitrary set of time optimal pebbling algorithms that takes the form from lemma 28. We will recursively construct  $\bar{N}((a, b], s)$  - the binary search tree representing  $P((a, b], s)$  - as follows: The root node of the tree  $N_k$  will have the value of  $k$  selected by  $P((a, b], s)$ . The left sub-tree of  $N_k$  will be  $\bar{N}((a, k], s)$ . The right sub-tree of  $N_k$  will be  $\bar{N}((k, n], s - 1)$ . In the base case  $\bar{N}((i, i + 1], s)$  is the leaf node  $X_{i+1}$ . We say that the cost of a leaf node  $X_i$  is equal to  $2L(X_i) + 1$ . We also say that the cost of each intermediate node  $N_i$  is  $-1$ . The cost of the tree is the sum of the cost of all of its nodes.

Figures 5, 6, and 7 show examples of these trees with different parameters.  $\bar{N}(n, s)$  cannot have any node with a right depth more than  $s$ , since that would correspond to a pebbling algorithm that used more than  $s + 2$  pebbles.

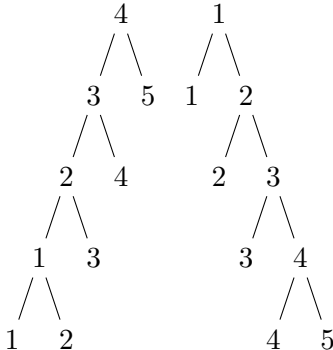


Figure 5: The binary tree  $\bar{N}((0, 5], 1)$  (left) and  $\bar{N}((0, 5], 4)$  (right). The tree on the left represents the algorithm from figure 4.

**Lemma 32.** The cost of the binary search tree representing  $P(n, s)$  is equal to  $T(n, s)$ .

*Proof.* In the base case we know that  $T(1, s) = 1$  and the generated tree is a single leaf node with cost one. Assume that for all  $n' < n$  the cost of  $\bar{N}(n', s)$  is equal to  $T(n', s)$ . We now consider  $T(n, s)$ . Let  $k_{n,s}$  be the value selected for  $k$  in  $P(n, s)$ .  $\bar{N}(n, s)$  will have a

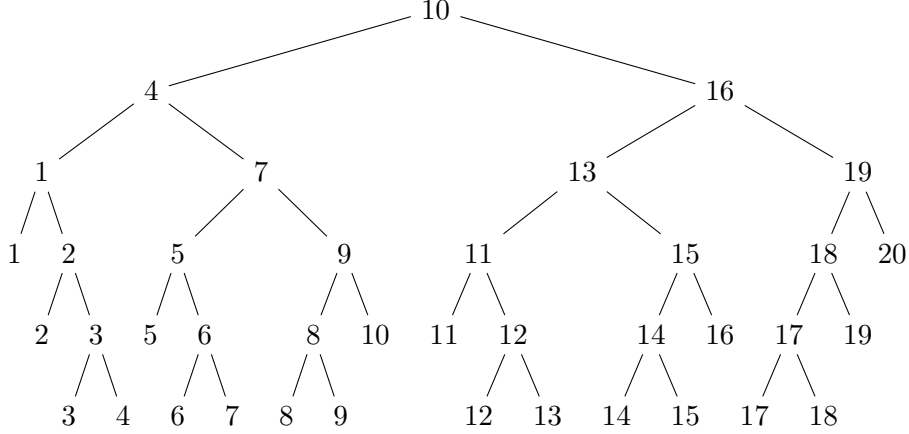


Figure 6: The binary tree  $\overline{N}((0, 20], 3)$

root of  $N_{k_{n,s}}$ , meaning that there are  $k_{n,s}$  leaf nodes in the left sub-tree of  $N_{k_{n,s}}$ . Since both sub-trees of  $N_{k_{n,s}}$  represent recursive calls on intervals smaller than  $n$ , we know that the cost of those two sub-trees is  $T(k_{n,s}, s) + T(n - k_{n,s}, s - 1)$ . Adding on the  $2k_{n,s}$  cost added to the left sub-tree and subtracting the cost of  $N_{k_{n,s}}$  gives us that the cost of the tree representing  $P(n, s)$  is  $T(n, s)$ .  $\square$

**Lemma 33.** *Let  $\overline{N}^*(n, s)$  be any binary search tree with  $n$  leaf nodes where the right-depth of all nodes in  $\overline{N}^*(n, s)$  is at most  $s$ . Then if we apply the cost structure from definition 31 to  $\overline{N}^*(n, s)$ , the cost of this tree is at least the cost of  $\overline{N}(n, s)$ .*

*Proof.* Assume for the sake of contradiction that the cost of  $\overline{N}^*(n, s)$  was less than the cost of  $\overline{N}(n, s)$ . We will use this to prove the existence of a pebbling algorithm  $P'(n, s)$  that uses less steps than  $P(n, s) \in F$ . We define  $P'(n, s)$  to be the algorithm following the structure of lemma 28 that picks the values of  $k$  used as the roots for the respective sub-trees for  $\overline{N}^*(n, s)$ . Observe that  $\overline{N}^*(n, s)$  is the binary search tree representing  $P'(n, s)$  and by lemma 32 this implies that  $P'(n, s)$  uses less steps than  $P(n, s)$ . Thus,  $P(n, s)$  was not an optimal algorithm.  $\square$

**Lemma 34.** *Let  $X_i$  be any leaf node of  $\overline{N}(n, s)$  with the largest value for  $L(X_i)$  and let  $X_j$  be any leaf node such that  $L(X_j) < L(X_i) - 1$ . Then  $R(X_j) = s$ .*

*Proof.* Assume for the sake of contradiction that  $L(X_j) < L(X_i) - 1$  and  $R(X_j) < s$ . We will use this to construct a binary search tree  $\overline{N}^*(n, s)$  with right-depth  $s$  whose cost is less than  $T(n, s)$ , creating a contradiction using lemma 33. We construct  $\overline{N}^*(n, s)$  from  $\overline{N}(n, s)$  by replacing  $X_i$ 's parent with its right sub-tree and replacing  $X_j$  with a node whose children are  $X_i$  and  $X_j$ . Doing this reduces the cost of  $X_i$  by two without effecting the costs

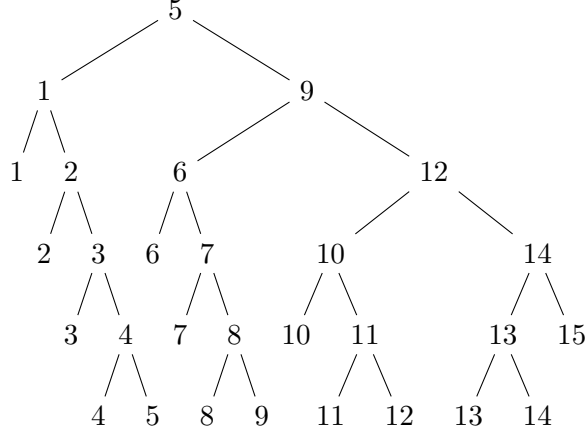


Figure 7: The binary tree  $\overline{N}((0, 15], 4)$

of any other nodes. We then change the labels of the nodes in  $\overline{N}^*(n, s)$  to make this a valid binary search tree. The resulting tree has right-depth at most  $s$ , since we only increased the right-depth of  $X_j$ , which by assumption was less than  $s$ . Thus we have found a valid tree with a cost smaller than  $\overline{N}(n, s)$ , creating a contradiction.  $\square$

**Lemma 35.** *Let  $m$  be the largest value of  $L(X_i)$  for  $X_i \in \overline{N}(n, s)$ . If  $m > 1$ , then we know that the number of nodes  $\overline{N}(n, s)$  possesses with left depth  $L < m - 1$  and right depth  $R < s$  is given by  $\binom{L+R}{R}$ .*

*Proof.* We will start by showing that the number of nodes in  $\overline{N}(n, s)$  with left depth  $L < m - 1$  and right depth  $R < s$  is given by the following recurrence relation:

$$N(0, R) = 1$$

$$N(L, 0) = 1$$

$$N(L, R) = N(L - 1, R) + N(L, R - 1)$$

We prove this by induction on  $L$  and  $R$ . We know that the base case  $N(0, R) = 1$  holds as long as  $m > 1$ , since the tree has a leaf node with depth  $s$  and cost zero. Let  $L'$  be the smallest value of  $L$  such that  $N(L', 0) = 0$ . We know that  $L' \geq m - 1$  since otherwise there would be a leaf that violated lemma 34. By the inductive hypothesis we can assume that  $N(L - 1, R)$  and  $N(L, R - 1)$  contain the true number of nodes with each of these depths. Since  $L < m - 1$  and  $R < s$  we know that none of these nodes can be leaves by lemma 34. Thus each node with left depth  $L - 1$  and right depth  $R$  or with left depth  $L$  and right depth  $R - 1$  must have a child with left depth  $L$  and right depth  $R$ , giving us that  $N(L, R)$  contains the number of nodes with this depth.

The above recurrence relation forms the same pattern as Pascal's triangle, where the value of  $N(L, R)$  is the  $R$ 'th member of the  $L + R$ 'th row of the triangle. Therefore we know that  $N(L, R) = \binom{L+R}{R}$ .  $\square$

**Lemma 36.** *Let  $m$  be the largest left depth of a node in  $\overline{N}(n, s)$ . If  $m > 1$ , then we know that for all  $i \in [0, m)$ , the number of leaf nodes  $\overline{N}(n, s)$  possesses with left depth  $i$  is equal to  $\binom{s+i-1}{s-1}$ .*

*Proof.* We will start with the case where  $i < m - 1$ . Since lemma 34 tells us that each leaf with left-depth  $i$  has right-depth  $s$ , we know that there is a bijection between the nodes with left depth  $i$  and right depth  $s - 1$  and the leaf nodes with left-depth  $i$ . Lemma 35 gives us that there are  $\binom{i+s-1}{s-1}$  such nodes.

When  $i = m - 1$ , we know that there is a bijection between the nodes with left-depth  $m - 2$  and right depth at most  $s - 1$  and the leaf nodes with left-depth  $m - 1$ . This is because each left child of a node with left-depth  $m - 2$  must either be a leaf (which would have cost  $m - 1$ ) or a sub-tree whose rightmost leaf has cost  $m - 1$  (and where all other leaves cost at least  $m$ ). By lemma 35 there are

$$\sum_{0 \leq R < s} \binom{m-2+R}{R}$$

nodes with left-depth  $m - 2$  and right-depth less than  $s$ , implying that there are

$$\binom{m+s-2}{s-1} = \binom{i+s-1}{s-1}$$

leaves with left-depth  $i$  by the hockey-stick identity.  $\square$

**Lemma 37.** *Let  $m$  be the largest left-depth of any node in  $\overline{N}(n, s)$  and  $m'$  be the largest left-depth of any node in  $\overline{N}(n', s)$ . If  $m' > m$  then  $n' > n$ .*

*Proof.* Assume for the sake of contradiction that  $n' \leq n$ . We will use this to construct a tree  $\overline{N}^*(n', s)$  with lower cost than  $\overline{N}(n', s)$ . Lemma 36 tells us that for all  $i \in [0, m)$ ,  $\overline{N}(n', s)$  and  $\overline{N}(n, s)$  must have the same number of leaves with left-depth  $i$ . This implies that  $\overline{N}(n, s)$  must have  $n - n'$  more leaf nodes with left-depth  $m$  than  $\overline{N}(n', s)$  has with left-depth at least  $m$ . We will construct our tree  $\overline{N}^*(n', s)$  from  $\overline{N}(n, s)$  by replacing any node whose left sub-tree is a leaf with that node's right sub-tree  $n - n'$  times. Finally we adjust the values of all the nodes to make this a valid binary search tree. By construction,  $\overline{N}^*(n', s)$  has right-depth at most  $s$  for all of its nodes and its cost must be less than that of  $\overline{N}(n', s)$ , giving a contradiction by lemma 33.  $\square$

**Lemma 38.** *Let  $n$  be the least natural number such that  $\overline{N}(n, s)$  contains a leaf node with left-depth  $m + 1$ . Then  $\overline{N}(n, s)$  contains exactly one leaf node with left-depth  $m + 1$ ,  $\overline{N}(n - 1, s)$  contains exactly  $\binom{m+s-1}{s-1}$  leaf nodes with left-depth  $m$ , and  $n = \binom{s+m}{s} + 1$ .*

*Proof.* We will start by showing that  $\overline{N}(n, s)$  contains exactly one leaf node with left depth  $m + 1$ . Assume for the sake of contradiction that  $\overline{N}(n, s)$  contained leaf nodes  $X_i$  and  $X_j$  such that  $L(X_i) = L(X_j) = m + 1$ . By our choice of  $n$ , we know that  $\overline{N}(n - 1, s)$  contains no leaf nodes with left-depth  $m + 1$ . We will construct the binary search tree  $\overline{N}^*(n, s)$  by taking the leaf-node of  $\overline{N}(n - 1, s)$  found by repeatedly looking at the left sub-tree (this is the leftmost node of  $\overline{N}(n - 1, s)$ ) and replacing it with an intermediate node whose children are both leaf nodes. Since  $\overline{N}^*(n, s)$  and  $\overline{N}(n, s)$  share the same number of nodes with each left-depth less than  $m$ , the cost of  $\overline{N}^*(n, s)$  is less than that of  $\overline{N}(n, s)$ , creating a contradiction by lemma 33.

Lemma 36 tells us that  $\overline{N}(n, s)$  contains  $\binom{m+s-1}{s-1}$  leaf nodes with left-depth  $m$  and we previously showed that  $\overline{N}(n, s)$  contains one leaf node with left-depth  $m + 1$ . This implies that  $\overline{N}(n - 1, s)$  must also contain  $\binom{m+s-1}{s-1}$  leaf nodes with left-depth  $m$ , since both trees share the same number of leaf nodes with left-depth less than  $m$ .

Now we can use lemma 36 to compute  $n$

$$\begin{aligned} n &= \left( \sum_{i \in [0, m]} \binom{i + s - 1}{s - 1} \right) + 1 \\ &= \frac{(m + 1) \binom{m+s}{s-1}}{s} + 1 \\ &= \binom{m + s}{s} + 1 \end{aligned}$$

□

**Lemma 39.** *Let  $m$  be the largest left-depth of a node in  $\overline{N}(n, s)$ . The number of leaf nodes  $\overline{N}(n, s)$  possesses with left-depth  $m$  is at most  $\binom{s+m-1}{s-1}$ .*

*Proof.* Let  $n' \in \mathbb{N}$  be the smallest natural number such that  $\overline{N}(n', s)$  has a leaf node with left-depth  $m + 1$ . By lemma 37 we know that  $n' > n$ . Lemma 38 tells us that  $\overline{N}(n' - 1, s)$  contains  $\binom{m+s-1}{s-1}$  leaf nodes with left-depth  $m$ . Since  $\overline{N}(n' - 1, s)$  and  $\overline{N}(n, s)$  have the same number of leaves with left-depth less than  $m$  and  $n' - 1 \geq n$ , we can conclude that  $\overline{N}(n' - 1, s)$  must contain at least as many leaves with left-depth  $m$  as  $\overline{N}(n, s)$ . □

We will now prove a tight bound on the largest left-depth for any node in  $\overline{N}(n, s)$  in terms of the function  $B^{-1}$  from definition 14.

**Lemma 40.** *Let  $m$  be the largest left-depth of any node in  $\overline{N}(n, s)$ . Then  $m = B^{-1}(n, s)$ .*

*Proof.* If  $s \geq n - 1$  then  $\overline{N}(n, s)$  contains  $n - 1$  nodes with left-depth one and a single node with left-depth zero. In this case we correctly get that  $m = 1$ . In the case where



$s < n - 1$  there must be at least one node with left-depth larger than one, allowing us to use lemmas 36 and 39 to upper bound  $n$ . Additionally lemma 37 can be used to lower bound  $n$ .

$$\begin{aligned} \sum_{i \in [0, m)} \binom{s+i-1}{s-1} &< n \leq \sum_{i \in [0, m]} \binom{s+i-1}{s-1} \\ \frac{\binom{m}{s} \binom{m+s-1}{s-1}}{s} &< n \leq \frac{\binom{m+1}{s} \binom{m+s}{s-1}}{s} \\ \binom{m+s-1}{m-1} &< n \leq \binom{m+s}{m} \\ m-1 &< B^{-1}(n, s) \leq m \end{aligned}$$

Since  $m$  is a natural number, we can conclude that it is equal to  $B^{-1}(n, s)$ .  $\square$

**Theorem 41.** *If  $n = \binom{m+s}{m}$  for some value of  $m$  then  $T(n, s) \geq \Omega(nB^{-1}(n, s))$*

*Proof.* By lemmas 38 and 40,  $\bar{N}(n, s)$  contains  $\binom{m+s-1}{s-1}$  leaf nodes with the maximum left-depth of  $m = B^{-1}(n, s)$ . Since lemma 36 tells us that for each  $i \in [0, m)$ ,  $\bar{N}(n, s)$  contains  $\binom{i+s-1}{s-1}$  leaf nodes with left-depth  $i$ , we can compute the total cost as follows:

$$\begin{aligned} T(n, s) &\geq \left( \sum_{i=0}^m (2i+1) \binom{i+s-1}{s-1} \right) - n + 1 \\ &= \frac{(m+1)(2ms+s+1) \binom{m+s}{s-1}}{s(s+1)} - n + 1 \\ &= \frac{(2ms+s+1) \binom{m+s}{s}}{s+1} - n + 1 \\ &= \frac{(2ms+s+1)n}{s+1} - n + 1 \\ &= \frac{(2B^{-1}(n, s)s + s + 1)n}{s+1} - n + 1 \\ &\geq \Omega(nB^{-1}(n, s)) \end{aligned}$$

$\square$

**Corollary 42.** *The algorithm described in theorem 15 is asymptotically optimal, thus  $T(n, s) = \Theta(nB^{-1}(n, s))$*

Since  $B^{-1}$  is not a widely used function, we provide some implications of theorem 41 when  $s$  is  $O(\log(n))$ . By doing so we hope to give some intuition about the optimality of our algorithms in section 4.

**Lemma 43.** *If  $s = o(\log(n))$  then  $T(n, s) \geq \Omega(sn^{1+1/s})$*

*Proof.* We will prove this by showing that  $B^{-1}(n, s) \geq \frac{s\sqrt[s]{n}}{e} - s$  and substituting this into theorem 41. By definition 14, we know that:

$$\begin{aligned} n &\leq \binom{s + B^{-1}(n, s)}{s} \\ &\leq \left( \frac{e(s + B^{-1}(n, s))}{s} \right)^s \end{aligned}$$

Solving for  $B^{-1}(n, s)$  tells us that  $B^{-1}(n, s) \geq \frac{s\sqrt[s]{n}}{e} - s$ . As long as  $s = o(\log(n))$  this gives us  $B^{-1}(n, s) \geq \Omega(s\sqrt[s]{n})$ . Plugging this into theorem 41 tells us that  $T(n, s) \geq \Omega(sn^{1+1/s})$  as desired.  $\square$

**Lemma 44.** *If  $s = \Theta(\log(n))$  then  $T(n, s) \geq n \log(n)$ .*

*Proof.* We will prove this by showing that  $B^{-1}(n, s) \geq \frac{\ln(n)^2}{s+2\ln(n)}$  and substituting this into theorem 41.

$$\begin{aligned} n &\leq \binom{s + B^{-1}(n, s)}{B^{-1}(n, s)} \\ &\leq \left( \frac{e(s + B^{-1}(n, s))}{B^{-1}(n, s)} \right)^{B^{-1}(n, s)} \\ \ln(n) &\leq B^{-1}(n, s) + B^{-1}(n, s) \ln \left( 1 + \frac{s}{B^{-1}(n, s)} \right) \\ &\leq B^{-1}(n, s) + B^{-1}(n, s) \sqrt{1 + \frac{s}{B^{-1}(n, s)}} \end{aligned}$$

Solving this expression for  $B^{-1}(n, s)$  yields that  $B^{-1}(n, s) \geq \frac{\ln(n)^2}{s+2\ln(n)}$ . Plugging this into theorem 41 with the assumption that  $s = \Theta(\log(n))$  yields that  $T(n, s) \geq \Omega(n \log(n))$ .  $\square$

## 6 Future work

We have yet to explore is the usefulness of the spooky pebble game on topologies other than the line-graph. The state space of any deterministic computation can always be expressed as a line; however, this perspective prevents us from exploring optimizations related to the inner workings of algorithms. Definition 2 can be applied to arbitrary directed acyclic graphs (DAGs). Computing the minimum number of pebbles needed in Bennett's pebble game on an arbitrary DAG is PSPACE-complete; however, it is possible that the spooky pebble game's additional rules make reasoning about the game easier [18]. Previous work has found that applying Bennett's pebble game to a tree requires exactly one more pebble than the tree's edge rank coloring number, and complete trees with  $n$  nodes can be pebbled

in  $n^{O(\log \log n)}$  steps [19]. We are curious how much the spooky pebble game can improve on these bounds.

Measurement-based uncomputation has potential applications in broader classes of quantum circuits. We can informally view the  $G$  circuit in figure 2 as *compressing* a qubit  $|f(x)\rangle$  to a classical bit and  $E_f$  as *uncompressing* it back to  $|f(x)\rangle$ , where only a limited set of quantum operations are safe to perform on the qubit while it is compressed due to the potential phase. We believe that a careful analysis of this compression can be combined with the ideas presented in [20] and [21] to further reduce the number of required qubits for some algorithms. To our knowledge this paper is the first to discuss a trade-off between quantum and classical bits, an idea that is pertinent to near term realizations of quantum algorithms. We believe it would be worthwhile to incorporate our spooky pebble game into a quantum optimizer to see how it can reduce the number of required qubits in existing algorithms.

## 7 Related work

Previous work has applied reversible pebble games to quantum computing to reduce the number of required qubits [20, 21, 22]. The framework developed in [20] compiles high level programs to lower-level reversible circuits. By using a combination of in place functions, dependency tracing, and pebble games, they were able to further improve on the space complexity given by Bennett’s pebble game. Both [21] and [22] employ Bennett’s pebble game to remove intermediate results and reduce the qubit count by over 50% compared to state of the art algorithms. Our results extend these ideas to incorporate measurement-based uncomputation, allowing us to further reduce the number of ancilla qubits by using classical ancilla bits and intermediate measurements.

In 2006, Perdrix et al. made a construction that simulates any classical Turing machine on a Measurement-based Quantum Turing Machine with only a constant blowup in time and space complexity [8]. While their paper shows an equivalence between classical irreversible computation and a reasonable model of quantum computation, their proof of this equivalence involves direct measurement of the input state, which prevents it from working in superposition. Other works have shown that a single qubit can compute  $NC^1$  efficiently and that with an exponential cost in time, a single qubit is sufficient to compute any boolean function [10, 9]. However both of these techniques involves the potential introduction of an unwanted phase, preventing them from working correctly on inputs that are not in the computational basis. As we discussed in section 4.3, our results can be combined with Barrington’s theorem to compute any boolean function, even on such inputs, using a constant number of ancilla qubits. The ability to efficiently simulate arbitrary classical computation on non-classical inputs is fundamental to many state of the art quantum algorithms, including Shor’s algorithm and Grover’s search [3, 23]. Learning how to optimize these subroutines is a crucial step to creating useful near-term quantum

computers.

While we have provided a general tool for reducing the number of required qubits in computation, our technique involves a large number of intermediate measurements. Intermediate measurements are not ideal for quantum algorithms, since they can be technically challenging [24]. In 2020, Fefferman et al. showed that any quantum algorithm with intermediate measurements that runs in  $\mathcal{T}$  time and  $\mathcal{S}$  space can be modified to delay all measurements to the end and run in  $O(\mathcal{T}2^{\mathcal{S}})$  time with  $O(\mathcal{S} + \log \mathcal{T})$  space [24]. In the domain where  $\mathcal{S} = O(\log(\mathcal{T}))$  this is only a quadratic blowup in time and a constant blowup in space. Unfortunately directly applying his proof to our result will result in a version of the spooky pebble games where ghosts count towards the pebble complexity of our algorithms.

Dynamic programming (DP) is a widely used algorithmic technique for solving optimization problems. It is well known that DP algorithms can be made more space-efficient by erasing the results of intermediate computations after they are no longer needed. Additionally DP algorithms can usually be modified to construct witnesses for their optimization problems by backtracking through the intermediate computations. These two tricks for DP are fundamentally incompatible, as deleted intermediate steps prevent backtracking [25].

In 1997 Grice et al. introduced a novel approach to dynamic programming known as the checkpoint algorithm, which serves as a way to save space while allowing backtracking for the sequence alignment problem, whose dynamic program can be viewed as a line [26]. This algorithm works by selecting some intermediate steps and saving them as checkpoints to more efficiently compute other intermediate steps for backtracking. In order to successfully perform backtracking, the algorithm must recompute all of the intermediate states in reverse order.

This process is remarkably similar to our lemma 22, where we showed that any spooky pebbling algorithm  $P((a, a + n], s)$  must contain a sub-sequence of states  $s_{a+n-1}, \dots, s_{a+1}$  where  $s_i$  has a pebble at index  $i$ . In fact there is a direct correspondence between sweep first spooky pebbling algorithms and the checkpoint algorithms from [26]. In 2000 Wheeler and Hughey proved that the minimum number of steps taken by a checkpoint algorithm is given by (in our notation):

$$C(1, s) = 1$$

$$C(n, s) = \min_{k \in (0, n)} k - 1 + C(n - k, s - 1) + C(k, s)$$

where the selected values of  $k$  represent the used checkpoints [16]. Induction on  $n$  shows that  $2C(n, s) - 1 = T(n, s)$  from lemma 29. Thus, spooky pebbling and backtracking have the same asymptotic time complexity, and additionally our min-cost trees can be used to find the optimal checkpoints for backtracking. In 2008 Newberg presented an efficient algorithm for finding these checkpoints [17]. However, our tree analysis provides a different way to think about how the optimal checkpoints are chosen.

## 8 Conclusion

For any  $\varepsilon \in (0, 1)$ , the spooky pebble game provides a general strategy to turn any classical algorithm that runs in  $\mathcal{T}$  steps and uses  $\mathcal{S}$  space into one that can be executed on quantum inputs in  $O(\mathcal{T}B^{-1}(\mathcal{T}/\mathcal{S}, \frac{1}{\varepsilon}))$  gates,  $O(\frac{1}{\varepsilon}\mathcal{S})$  qubits, and  $O(\mathcal{T})$  classical bits. Additionally we prove that these step and qubit bounds are asymptotically tight for the spooky pebble game, implying that other approaches are necessary if we want to simulate classical circuits with no asymptotic blowup in qubit or time complexity.

## References

- [1] Charles H Bennett. Time/space trade-offs for reversible computation. *SIAM Journal on Computing*, 18(4):766–776, 1989.
- [2] Craig Gidney. Spooky pebble games and irreversible uncomputation, Aug 2019.
- [3] Lov K Grover. A fast quantum mechanical algorithm for database search. In *Proceedings of the twenty-eighth annual ACM symposium on Theory of computing*, pages 212–219, 1996.
- [4] Klaus-Jörn Lange, Pierre McKenzie, and Alain Tapp. Reversible space equals deterministic space. *Journal of Computer and System Sciences*, 60(2):354–367, 2000.
- [5] Scott Aaronson, Daniel Grier, and Luke Schaeffer. The classification of reversible bit operations, 2015.
- [6] Mehdi Saeedi and Igor L. Markov. Synthesis and optimization of reversible circuits—a survey. *ACM Computing Surveys*, 45(2):1–34, Feb 2013.
- [7] Michael P. Frank and M. Josephine Ammer. Relativized separation of reversible and irreversible space-time complexity classes, 2017.
- [8] Simon Perdrix and Philippe Jorrand. Classically controlled quantum computation. *Mathematical Structures in Computer Science*, 16(04):601, Jul 2006.
- [9] Farid Ablayev, Cristopher Moore, and Christopher Pollett. Quantum and stochastic branching programs of bounded width: (track a). In *Lecture notes in computer science*, pages 343–354, Berlin, 2002. Springer.
- [10] Alessandro Cosentino, Robin Kothari, and Adam Paetznick. Dequantizing read-once quantum formulas. *arXiv e-prints*, page arXiv:1304.5164, April 2013.
- [11] Robert Y Levine and Alan T Sherman. A note on Bennett’s time-space tradeoff for reversible computation. *SIAM Journal on Computing*, 19(4):673–677, 1990.

- [12] Ming Li, John Tromp, and Paul Vitányi. Reversible simulation of irreversible computation. *Physica D: Nonlinear Phenomena*, 120(1-2):168–176, 1998.
- [13] M Oskin, F.T Chong, and I.L Chuang. A practical architecture for reliable quantum computers. *Computer (Long Beach, Calif.)*, 35(1):79–87, 2002.
- [14] Anouk Paradis, Benjamin Bichsel, Samuel Steffen, and Martin Vechev. Unqomp: Synthesizing uncomputation in quantum circuits. In *Proceedings of the 42nd ACM SIGPLAN International Conference on Programming Language Design and Implementation, PLDI 2021*, page 222–236, New York, NY, USA, 2021. Association for Computing Machinery.
- [15] D A Barrington. Bounded-width polynomial-size branching programs recognize exactly those languages in NC1. In *Proceedings of the Eighteenth Annual ACM Symposium on Theory of Computing, STOC '86*, page 1–5, New York, NY, USA, 1986. Association for Computing Machinery.
- [16] Raymond Wheeler and Richard Hughey. Optimizing reduced-space sequence analysis. *Bioinformatics*, 16(12):1082–1090, 2000.
- [17] Lee A Newberg. Memory-efficient dynamic programming backtrace and pairwise local sequence alignment. *Bioinformatics*, 24(16):1772–1778, 2008.
- [18] Siu Man Chan. *Pebble Games and Complexity*. PhD thesis, EECS Department, University of California, Berkeley, Aug 2013.
- [19] Balagopal Komarath, Jayalal Sarma, and Saurabh Sawlani. Pebbling meets coloring: Reversible pebble game on trees, 2016.
- [20] Alex Parent, Martin Roetteler, and Krysta M. Svore. Reversible circuit compilation with space constraints, 2015.
- [21] Debjyoti Bhattacharjee, Mathias Soeken, Srijit Dutta, Anupam Chattopadhyay, and Giovanni De Micheli. Reversible pebble games for reducing qubits in hierarchical quantum circuit synthesis. In *2019 IEEE 49th International Symposium on Multiple-Valued Logic (ISMVL)*, pages 102–107. IEEE, 2019.
- [22] Giulia Meuli, Mathias Soeken, Martin Roetteler, Nikolaj Bjorner, and Giovanni De Micheli. Reversible pebbling game for quantum memory management, 2019.
- [23] Peter W. Shor. Polynomial-time algorithms for prime factorization and discrete logarithms on a quantum computer. *SIAM Journal on Computing*, 26(5):1484–1509, Oct 1997.

- [24] Bill Fefferman and Zachary Remscrim. Eliminating intermediate measurements in space-bounded quantum computation. *Proceedings of the 53rd Annual ACM SIGACT Symposium on Theory of Computing*, Jun 2021.
- [25] Hans L. Bodlaender and Jan Arne Telle. Space-efficient construction variants of dynamic programming, 2004.
- [26] J.Alicia Grice, Richard Hughey, and Don Speck. Reduced space sequence alignment. *Bioinformatics*, 13(1):45–53, 02 1997.