

Insight from the elliptic flow of identified hadrons measured in relativistic heavy-ion collisions

Praphupada Dixit and Md. Nasim

Department of Physics, Indian Institute of Science Education and Research, Berhampur 760010, India

Abstract

In this paper, we have discussed the transverse momentum dependence of elliptic flow measured in relativistic heavy-ion collisions. The transverse momentum dependence of the number of constituent quarks (n_q) scaled v_2 is obtained for all the measured identified hadrons. The n_q scaled ϕ v_2 is found to be similar to n_q scaled Ω v_2 . This indicates that both ϕ and Ω are produced through quark recombination at RHIC energies. We also find n_q scaled proton v_2 (v_2 of light quarks) is higher than n_q scaled ϕ and Ω v_2 (v_2 of strange quarks) at $p_T/n_q < 1.0$ GeV/c. This can be explained by considering quark v_2 is proportional to its transverse kinetic energy considering mass of deconfined light and strange quarks equal to ~ 4 MeV and ~ 140 MeV, respectively.

Keywords: Heavy-ion collision, strange quarks, collectivity

1. Introduction

Quarks are the fundamental particles or building blocks of our universe. The bound states of quarks are known as hadrons. Due to strong coupling through gluon exchange, quarks are always found to be bound within hadrons. No free quarks exist in nature. The theory of quantum chromo dynamics (QCD) predicts at very high temperature and/or high density, hadrons might get melted into a deconfined matter of quarks and gluons. The deconfined medium of quarks and gluons is known as quark-gluon plasma (QGP). The relativistic heavy-ion collisions provide a unique opportunity to study the QGP in laboratory experiments [1]. The medium created in the heavy-ion collision is very hot (4 trillion degrees Celsius) and dense and also extremely short-lived (10^{-23} sec). In experiments, we are only able to detect the freely streaming final state particles emerging from the collisions. Using the informations carried by these particles as probes, we can study the properties of the medium created in the collision. The properties of the hot and dense medium formed in the heavy-ion collisions can be studied by using azimuthal anisotropies of produced hadrons in momentum space. These momentum anisotropies arise due to initial spatial anisotropies followed by multiple partonic interactions. The azimuthal distribution of the produced particles can be described by using a Fourier series. Then, the Fourier coefficients of different harmonics quantify the degree of final state anisotropy. Within a hydrodynamical framework, the v_2 has been shown to be sensitive to the equation of state of the system formed in the collisions [2, 3, 4]. The elliptic flow parameter is defined as the 2nd Fourier coefficient v_2 of the particle distributions in emission azimuthal angle (ϕ) with respect to the reaction plane angle (Ψ) [5], and

can be written as

$$\frac{dN}{d\phi} \propto 1 + 2v_2 \cos(2(\phi - \Psi)). \quad (1)$$

For a given rapidity window the second coefficient is

$$v_2 = \langle \cos(2(\phi - \Psi)) \rangle. \quad (2)$$

The angled bracket represents the average over all the produced particles. Experimentally v_2 of different identified hadrons are measured as a function of transverse momentum p_T , centrality, rapidity [6, 7, 8, 13, 14, 15, 16].

In this paper, we discussed $v_2(p_T)$ of identified hadrons measured by the STAR experiment at RHIC. We have discussed the number of constituent quarks scaled v_2 for all identified hadrons and physics implications are discussed.

2. Results

Experimentally v_2 of different identified hadrons are measured as a function of transverse momentum. The elliptic flow of different identified hadrons measured at RHIC by the STAR experiment is shown in Fig. 1. The results show a mass ordering for $p_T < 2$ GeV/c and particle type dependence (i.e baryon vs meson) at the intermediate p_T ($2.0 < p_T < 4.0$ GeV/c) are observed. The observed mass ordering is the effect of radial flow of the medium created in the collision [3, 4] and particle-type dependence can be explained by the quarks coalescence/recombination model [17, 18, 19, 20, 21, 22, 23].

Within the framework of the coalescence mechanism, the v_2 of hadrons and quarks are related by the following equation:

$$v_2^h(p_T) = n_q v_2^q(p_T/n_q), \quad (3)$$

where p_T is the transverse momentum of hadrons, n_q is the number of constituent quarks [17]. The v_2^h and v_2^q are the v_2 of hadrons and quarks, respectively. We have plotted the n_q scaled v_2 of hadrons as a function of p_T/n_q for different identified hadrons in Au+Au collisions at $\sqrt{s_{NN}} = 19.6, 39$ and 200 GeV measured by the STAR experiment. Under the assumption of hadronization via quarks coalescence, these n_q scaled v_2 of hadrons as a function of p_T/n_q are equivalent to v_2 of quarks, e.g. n_q scaled v_2 of ϕ meson will give v_2 of strange quarks (assuming quarks and anti-quarks have the same v_2).

Figure 2 shows the n_q scaled v_2 as a function of p_T [24]. We see n_q scaled ϕ v_2 is similar to n_q scaled Ω v_2 within the measurement uncertainty. According to ref [9] the production of ϕ and Ω is mainly through the coalescence of strange quarks at these energies, therefore both n_q scaled ϕ and Ω v_2 should give v_2 of strange quarks and they should match. Our observation is consistent with the picture of ϕ and Ω production through quark coalescence.

Now, n_q scaled proton v_2 should be equivalent to v_2 of light quarks (considering up and down has the same mass). From Fig. 2, we see n_q scaled proton v_2 is higher than n_q scaled ϕ and Ω v_2 at low p_T . This could mean v_2 of strange quarks is smaller than v_2 of light quarks at low p_T or this could be due to small hadronic interaction cross-sections of ϕ and Ω compared to non-strange hadrons [8, 10, 12, 12]. Alternatively, the difference between n_q scaled proton v_2 and n_q scaled ϕ v_2 at low p_T could be due to the effect of radial flow on

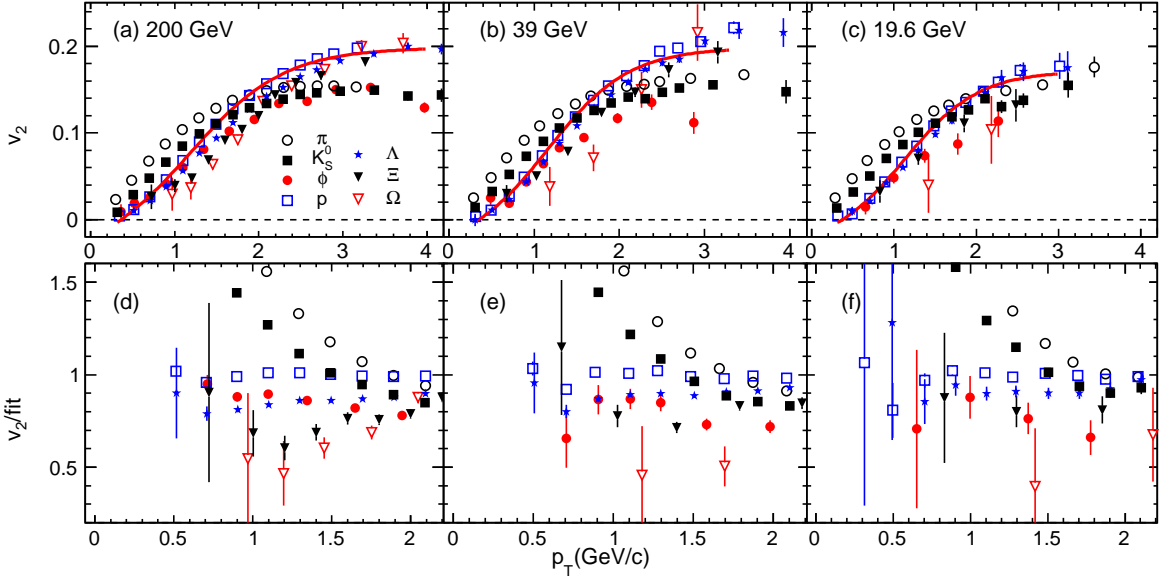


Figure 1: (Color online) Elliptic flow of identified hadrons as a function of p_T measured by the STAR experiment in Au+Au collisions at 200, 39, and 19.6 GeV [7, 8]. For 39 and 19.6 GeV we used v_2 anti-particles of proton, Λ , Ξ , and Ω . Only statistical errors are shown. Collision centrality is 10-40% for 39, 19.6 GeV and 0-80% for 200 GeV. The fit function represents fit to proton v_2 . Lower panels show ratios to fit.

quarks v_2 at the partonic stage. At the high p_T range, n_q scaled proton v_2 is consistent with n_q scaled ϕ and Ω v_2 with the measured uncertainty.

The v_2 distribution of particles as a function of the transverse kinetic energy of particles produced in ultra-relativistic heavy-ion collisions is a more effective way of showing scaling among different hadrons. According to the Buda-Lund hydro model [25, 26], v_2 is proportional to transverse kinetic energy at low p_T . It was shown by the PHENIX Experiment [27] that the observed mass ordering at low p_T in constituent quark scaling of v_2 can be removed by plotting v_2/n_q as a function of transverse kinetic energy $KE_T = m_T - m_0$ instead of p_T . In this paper, we have used a similar method in quark v_2 (derived from hadron v_2) to understand the difference between light and strange quarks v_2 at low p_T . There is nothing wrong with using the transverse kinetic energy of hadrons, but we are using a different approach to understand the observed difference between strange and light quarks v_2 at low transverse momentum. In order to plot n_q scaled v_2 as a function of the transverse kinetic energy of quarks, one needs to know the mass of quarks. Here we have taken mass of deconfined light quark $m_q = 4$ MeV. The mass of deconfined strange quarks has been varied from 90 MeV to 180 MeV and compared with light quark v_2 (derived from proton v_2) as a function of transverse kinetic energy. The motivation behind choosing the bare mass of quarks is that in the QGP phase quarks are no longer confined inside the hadrons and hence we are not using constituent quark mass. It is important to note that scaling with bare partons mass will break in the absence of a QGP medium. For different s-quark mass, we have calculated χ^2/ndf to get the best match between strange and light quarks v_2 which is shown in Fig 3. Since we have s-quark v_2 derived from both ϕ and Ω , we have shown χ^2/ndf distribution for ϕ and Ω separately. This is done for 19.6, 39 and 200 GeV, but here only results from 200

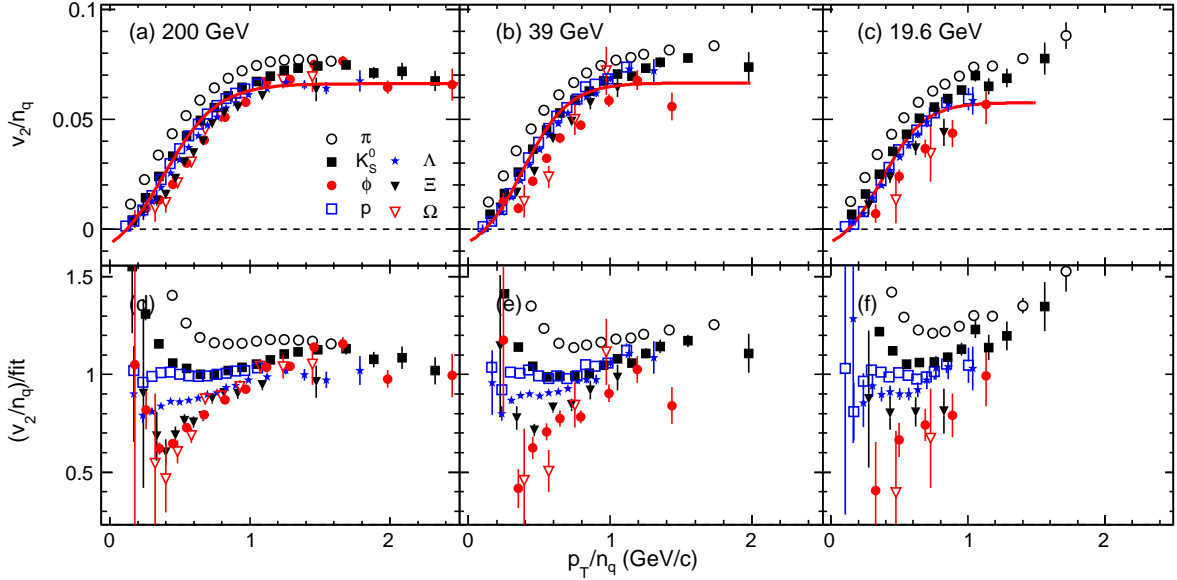


Figure 2: (Color online) The n_q scaled v_2 of identified hadrons as a function of p_T/n_q in Au+Au collisions at 200, 39, and 19.6 GeV [6]. The fit function represents fit to proton v_2/n_q . Lower panels show ratios to fit.

GeV (higher statistics) are shown. We can see from Fig 3, that s-quark mass $m_q = 130-140$ MeV/ c^2 gives best χ^2/ndf while comparing with light quark v_2 as a function of transverse kinetic energy. Figure 4 shows v_2/n_q as a function of $KE_T^q = \sqrt{(p_T/n_q)^2 + m_q^2} - m_q$, where p_T is the transverse momentum of hadron. Here we consider quark mass $m_q = 4$ MeV and 140 MeV for light and strange quarks, respectively. We can see derived light and strange quark shows similar v_2 as a function of its transverse kinetic energy. This indicates that the observed difference between light and strange quarks v_2 at low p_T may not come from flavor dependence rather quark v_2 is proportional to its transverse kinetic energy. It is worth mentioning, our method should not work in the absence of QGP medium in the heavy-ion collisions.

In Fig 4 we have only shown from the proton, ϕ , and Ω , since they consist of the same type of quarks (considering up and down are the same as they have almost the same mass). We did not include pion v_2 . The n_q scaled pion v_2 is higher than n_q scaled proton v_2 as shown in 2. This could be due to the effect of resonance decay in π as reported in [23]. One could measure v_2 of other hadrons like Δ^{++} baryons and get the v_2 of light quarks from it and then compare with n_q scaled proton v_2 . However, there is no such measurement. For other particles, e.g. $\Lambda(uds)$ consist of three different quarks and hence n_q scaled $\Lambda(uds)$ v_2 is neither v_2 of strange or v_2 of light quarks. For these particles eq. 3 needs to be modified. It is shown in ref [23], that v_2 of light quarks obtained from Λ and Ξ is consistent with that obtained from the proton.

3. Summary

In summary, a compilation of the available data at RHIC energies for the elliptic flow of identified hadrons is presented. The n_q scaled ϕ v_2 is found to be similar to n_q scaled Ω

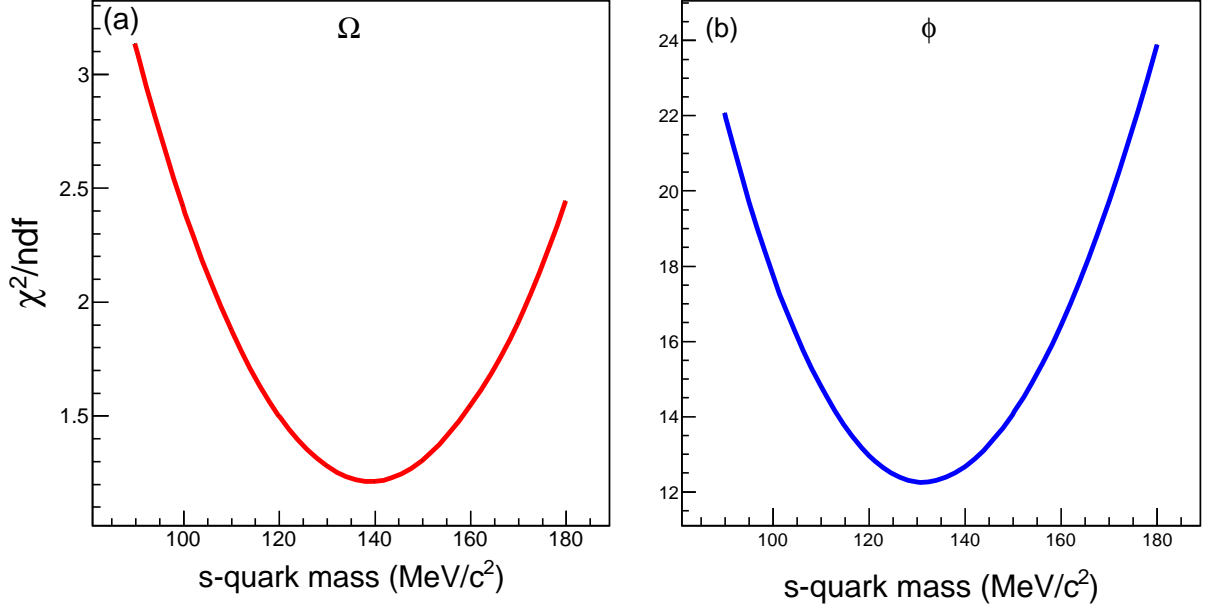


Figure 3: (Color online) χ^2/ndf for different s-quark mass for the best match between strange and light quarks v_2 as a function of transverse kinetic energy. This is for Au+Au collisions at $\sqrt{s_{NN}}=200$ GeV. Panel (a): s-quarks v_2 derived from the Ω is used. Panel (b): s-quarks v_2 derived from the ϕ is used.

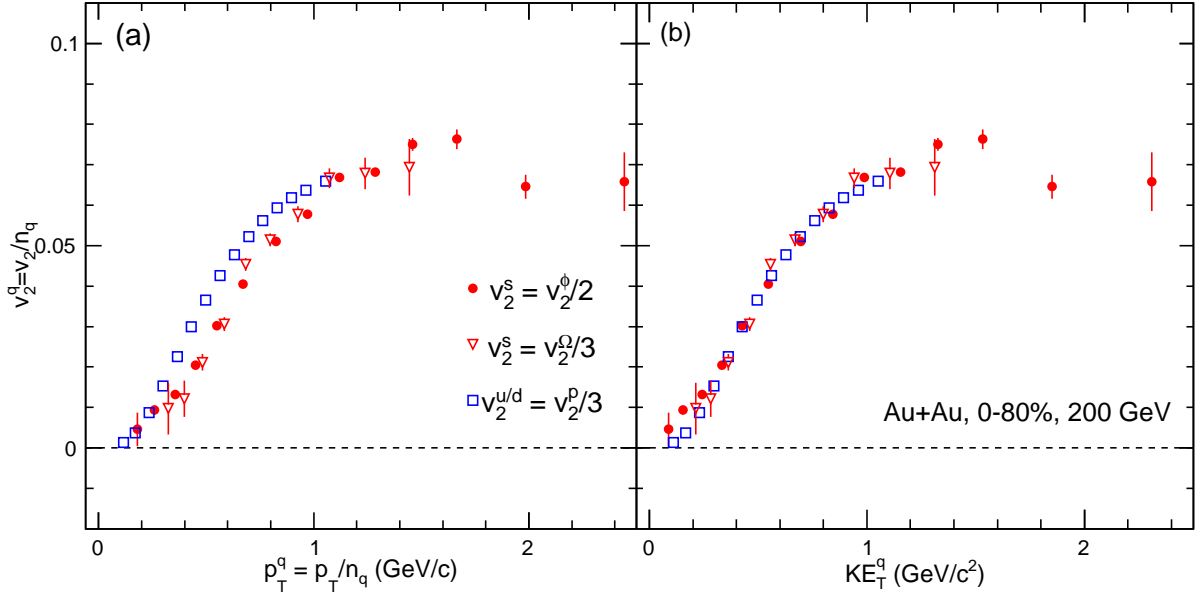


Figure 4: (Color online) (a) The n_q scaled v_2 of proton, ϕ and Ω as a function of p_T/n_q in Au+Au collisions at 200 GeV. (b) n_q scaled v_2 of proton, ϕ and Ω as a function of $KE_T^q = \sqrt{(p_T/n_q)^2 + m_q^2} - m_q$, where p_T is the transverse momentum of hadron. Here we consider $m_q = 4$ MeV and 140 MeV for light and strange quarks, respectively.

v_2 in all p_T . This indicates that both ϕ and Ω are produced through quark recombination at RHIC energies. We also find n_q scaled proton v_2 (v_2 of light quarks) is higher than n_q scaled ϕ and Ω v_2 (v_2 of strange quarks) at $p_T/n_q < 1.0$ GeV/c. This can be explained by considering quark v_2 is proportional to its transverse kinetic energy considering mass of deconfined light and strange quarks equal to 4MeV and 130-140 MeV, respectively.

4. References

References

- [1] STAR Collaboration, J. Adams *et al.*, Nucl. Phys. A 757, 102 (2005).
- [2] J. Y. Ollitrault, Phys. Rev. D 46, 229 (1992); H. Sorge, Phys. Rev. Lett. 78, 2309 (1997).
- [3] P. Huovinen *et al.*, Phys. Lett. B503, 58 (2001).
- [4] P. F. Kolb *et al.*, Phys. Rev. C 62, 054909 (2000).
- [5] S. A. Voloshin, *et al.*, arXiv:0809.2949.
- [6] STAR Collaboration, L. Adamczyk *et al.*, Phys. Rev. C 88, 014902 (2013).
- [7] STAR Collaboration, L. Adamczyk *et al.*, Phys. Rev. Lett. 110, 142301 (2013).
- [8] STAR Collaboration, L. Adamczyk *et al.*, Phys. Rev. Lett. 116, 062301 (2016).
- [9] STAR Collaboration, L. Adamczyk *et al.*, Phys. Rev. C 93, 021903 (2016).
- [10] R.Fries, V. Greco *et al.* Ann. Rev. Nucl. Part. Sci. 58:177-205 (2008).
- [11] M. Csanad, T. Csorgo *et al* Nucl. Phys. A742 80-94 (2004).
- [12] J. Jia, C.Zhang Phys. Rev. C 75: 031901 (2007).
- [13] STAR Collaboration, J. Adams *et al.*, Phys. Rev. Lett. 95, 122301 (2005); PHENIX Collaboration, A. Adare *et al.*, Phys. Rev. Lett. 98, 162301 (2007).
- [14] PHOBOS Collaboration, B. B. Back *et al.*, Phys. Rev. Lett. 94, 122303 (2005).
- [15] STAR Collaboration, J. Adams *et al.*, Phys. Rev. C 72, 014904 (2005); B. I. Abelev *et al.*, Phys. Rev. C 75, 054906 (2007); B. I. Abelev *et al.*, Phys. Rev. C 77, 054901 (2007).
- [16] PHENIX Collaboration, S. Afanasiev *et al.*, Phys. Rev. C 80, 024909 (2009); A. Adare *et al.*, Phys. Rev. Lett. 105, 062301 (2010); S. Afanasiev *et al.*, Phys. Rev. Lett. 99, 052301 (2007).
- [17] R.J.Fries *et al.*, Phys.Rev.C 68, 044902 (2003).
- [18] P. F. Kolb *et al.*, Phys.Rev. C 69, 051901 (2004).
- [19] D. Molnar, S. A. Voloshin; Phys. Rev. Lett. 91, 092301 (2003).

- [20] L.-W. Chen and C. M. Ko. Phys. Rev. C 73, 044903 (2006).
- [21] J. H. Chen *et al.*, Phys. Rev. C 74, 064902 (2006).
- [22] S. Choudhury, *et al.*, Phys. Rev. C 95, 024904, (2017).
- [23] J. Song, *et al.*, Phys. Rev. C 103, 034907 (2021).
- [24] R.J.Fries *et al.*, Ann. Rev. Nucl. Part. Sci. 58, 177-205, (2008).
- [25] M. Csanad *et al.*, Nucl. Phys. A 742, 80 (2004).
- [26] M. Csanad *et al.*, Eur. Phys. J. A 38, 363–368 (2008).
- [27] PHENIX Collaboration, A. Adare *et al.*, Phys. Rev. Lett.98,162301,(2007).