

Least Squares on GPUs in Multiple Double Precision*

Jan Verschelde[†]

15 October 2021

Abstract

This paper describes the application of the code generated by the CAMPARY software to accelerate the solving of linear systems in the least squares sense on Graphics Processing Units (GPUs), in double double, quad double, and octo double precision. The goal is to use accelerators to offset the cost overhead caused by multiple double precision arithmetic. For the blocked Householder QR and the back substitution, of interest are those dimensions at which teraflop performance is attained. The other interesting question is the cost overhead factor that appears each time the precision is doubled.

Experimental results are reported on five different NVIDIA GPUs, with a particular focus on the P100 and the V100, both capable of teraflop performance. Thanks to the high Compute to Global Memory Access (CGMA) ratios of multiple double arithmetic, teraflop performance is already attained running the double double QR on 1,024-by-1,024 matrices, both on the P100 and the V100. For the back substitution, the dimension of the upper triangular system must be as high as 17,920 to reach one teraflops on the V100, in quad double precision, and then taking only the times spent by the kernels into account. The lower performance of the back substitution in small dimensions does not prevent teraflop performance of the solver at dimension 1,024, as the time for the QR decomposition dominates.

In doubling the precision from double double to quad double and from quad double to octo double, the observed cost overhead factors are lower than the factors predicted by the arithmetical operation counts. This observation correlates with the increased performance for increased precision, which can again be explained by the high CGMA ratios.

Keywords and phrases. acceleration, back substitution, blocked Householder QR, Graphics Processing Unit (GPU), least squares, multiple double, multiprecision.

1 Introduction

Many applications in scientific computing may benefit from extended precision, e.g., [6] applies double doubles. However, the cost overhead caused by multiprecision arithmetic is a valid concern. This paper experimentally demonstrates that this cost overhead can be mitigated by the acceleration on a Graphics Processing Unit (GPU) capable of teraflop performance.

The least squares solution \mathbf{x} of a linear system $A\mathbf{x} = \mathbf{b}$ minimizes the sum of the squares of $\mathbf{b} - A\mathbf{x}$, or $\|\mathbf{b} - A\mathbf{x}\|_2^2$. The decomposition of the matrix A into an orthogonal matrix Q

*Supported by the National Science Foundation under grant DMS 1854513.

[†]University of Illinois at Chicago, Department of Mathematics, Statistics, and Computer Science, 851 S. Morgan St. (m/c 249), Chicago, IL 60607-7045 Email: janv@uic.edu, URL: <http://www.math.uic.edu/~jan>.

and an upper triangular matrix R , $A = QR$ reduces $A\mathbf{x} = \mathbf{b}$ to $R\mathbf{x} = Q^T\mathbf{b}$. To solve this upper triangular system, back substitution is applied. The Householder QR factorization is numerically stable [4, Theorem 3.5].

The blocked Householder QR factorization [2] is rich in matrix-matrix products [5] and therefore well suited for GPU acceleration, as demonstrated in [1] and [29], with further developments in [13], [23], [24]. The development of the code for this paper benefited mostly from the exposition in [11]. To develop a GPU accelerated back substitution algorithm, ideas were taken from [19], based on formulas proposed in [7].

The suitability of double double and triple precision Basic Linear Algebra Subroutines (BLAS) was shown in [15, 16].

1.1 Multiple Double Arithmetic

A multiple double number is an unevaluated sum of multiple doubles. The arithmetical operations on multiple double numbers are defined by algorithms in double precision arithmetic. To extend the double precision m times, compute with m doubles. Table 1 tallies the cost overhead to multiply the precision with 2, 4, and 8, corresponding respectively to double double, quad double, and octo double precision, to about 32, 64, and 128 decimal places of precision. The averages (37.7, 439.3, 2379.0) predict the arithmetical cost overhead factors.

	double double: 37.7x					quad double: 439.3x					octo double: 2379x				
	+	-	*	/	Σ	+	-	*	/	Σ	+	-	*	/	Σ
add	8	12			20	35	54			89	95	174			269
mul	5	9	9		23	99	164	73		336	529	954	259		1742
div	33	18	16	3	70	266	510	112	5	893	1599	3070	448	9	5126

Table 1: Operational counts for double double, quad double, and octo double arithmetic. For example: one division (div) of two quad doubles requires 266 additions (+), 510 subtractions (-), 112 multiplications (*), and 5 divisions (/) in double precision arithmetic, which sums (Σ) up to 893 double precision floating-point operations and averages to 439.3.

The general problem is to apply parallel algorithms to offset the cost overhead caused by multiple precision arithmetic. The parallel algorithms in this paper are specific to run on general purpose graphics processing units, to solve a linear system in the least squares sense, via the blocked Householder QR decomposition, followed by a back substitution. A specific question asks for the smallest dimension of the linear system for which teraflop performance is obtained. Experiencing teraflop performance in quad double arithmetic on a GPU is similar to about 2.2 gigaflops performance in double arithmetic on a single threaded execution, as the average cost of quad double operations is 439. The 439 is obtained as the average of the Σ column under the quad double header in Table 1.

Double double and quad double arithmetic are provided by QDlib [8], with its GPU version in [14]. The software CAMPARY [10] defines code generators for general multiple double and multiple float arithmetical operations. Multiple double precision arithmetic is described in the handbook [17, Chapter 14].

Obviously, the multiple double arithmetic allows to leverage the double precision teraflops capabilities of current accelerators. Three other reasons support the suitability of GPU accel-

eration. The instruction level parallelism admits a fine granularity, with milliseconds as time units. The programming environments are mature, with several text book introductions, for example: [12] and [20]. Last and not least, the availability of powerful graphics cards in gaming laptops has made personal supercomputing a reality.

The Compute to Global Memory Access (CGMA) ratio [12] is the number of floating-point calculations performed by a kernel for each access to the global memory. Looking back at the counts in Table 1, the division of two quad double numbers requires 893 double precision operations on a total of 8 doubles, naturally leading to a very high CGMA ratio. The operational counts in Table 1 indicate that programs running in multiple double precision are compute bound and have a high potential of reaching a performance level that is close to the theoretical peak performance of the device.

The specific motivation for this paper is the development of a scalable implementation of a new path tracker [21] to solve systems of polynomial equations in several variables. One component of the path tracker is the solution of a lower triangular block Toeplitz system [3], where the diagonal matrix is the evaluated Jacobian matrix at the current point on the path. An error analysis in [22] motivates the need for multiprecision arithmetic if a guaranteed accuracy is desired. Recently, PHCpack [25] was extended [26] with the code for the multiprecision arithmetic generated by the CAMPARY software, and applied to accelerate the polynomial evaluation and differentiation at power series [27].

1.2 On Alternatives to CAMPARY

Compared to genuine multiprecision arithmetic, multiple double numbers have a limited number of precision levels, one cannot specify the precise number of bits in the precision. Another limitation is that the size of the exponents are the same as the exponent size of any double.

The authors of [9] compare CAMPARY and CUMP [18] to their GPU implementation of multiprecision arithmetic based on the multiple residue number system. The double double arithmetic of CAMPARY performs best for the problem of matrix-vector multiplication. In quad double precision, the authors of [9] write “the CAMPARY library is faster than our implementation; however as the precision increases the execution time of CAMPARY also increases significantly.”

1.3 Contributions and Organization

This paper presents the application of GPU acceleration to mitigate the cost overhead caused by multiple double arithmetic, with the code generated by the CAMPARY software, on solving linear systems in the least squares sense. As the back substitution has a cost quadratic in the dimension, the dimension of the problems needs to be larger in order to observe teraflop performance, compared to the QR decomposition, which runs at a cost that is cubic in the dimension.

The next two sections on accelerating the back substitution and the blocked Householder QR are meant to provide self-contained introductions to the parallel implementations and to explain the legends in the tables in the computational experiments section. The main contributions of this paper start in the fourth section, at the computational experiments.

2 Accelerated Back Substitution

Data parallel algorithms execute the same instructions on different data. On graphics processing units, this execution is performed by blocks of threads, scheduled in multiples of 32. These blocks reside on a number of streaming multiprocessors, for a total of several thousands of cores. In order to fully occupy the device, the parallelism must be sufficiently fine involving tens of thousands of threads.

In accelerating the back substitution to solve an upper triangular linear system, the coefficient matrix is divided up into tiles. The ideas will be illustrated on a 3-by-3 tiled system.

$$U\mathbf{x} = \mathbf{b}, \quad U = \begin{bmatrix} U_1 & A_{1,2} & A_{1,3} \\ & U_2 & A_{2,3} \\ & & U_3 \end{bmatrix}, \quad (1)$$

$$\mathbf{x} = \begin{bmatrix} \mathbf{x}_1 \\ \mathbf{x}_2 \\ \mathbf{x}_3 \end{bmatrix}, \quad \mathbf{b} = \begin{bmatrix} \mathbf{b}_1 \\ \mathbf{b}_2 \\ \mathbf{b}_3 \end{bmatrix}, \quad (2)$$

where U_1, U_2, U_3 are upper triangular matrices, with nonzero elements on their diagonal, and $A_{1,2}, A_{1,3}$, and $A_{2,3}$ are general matrices. All matrices have the same dimensions. The length of $\mathbf{b}_1, \mathbf{b}_2$, and \mathbf{b}_3 equals the number of rows in each matrix.

In the traditional version of the back substitution algorithm, the last instruction to compute x_i is the division by the element on the diagonal. To introduce more parallelism, we first invert the tiles on the diagonal. The parallel back substitution happens in two stages:

1. Invert all tiles on the diagonal:

$$V = \begin{bmatrix} U_1^{-1} & A_{1,2} & A_{1,3} \\ & U_2^{-1} & A_{2,3} \\ & & U_3^{-1} \end{bmatrix}. \quad (3)$$

The inverse of an upper triangular matrix is again upper triangular. Each column of the inverse is the solution of an upper triangular system. The columns of the inverse can be computed independently from each other.

2. The back substitution alternates between multiplying with the inverses and updating the right hand side vectors. The statements on the same line below are executed in parallel.

$$\mathbf{x}_3 := U_3^{-1}\mathbf{b}_3, \quad (4)$$

$$\mathbf{b}_2 := \mathbf{b}_2 - A_{2,3}\mathbf{x}_3, \quad \mathbf{b}_1 := \mathbf{b}_1 - A_{1,3}\mathbf{x}_3, \quad (5)$$

$$\mathbf{x}_2 := U_2^{-1}\mathbf{b}_2, \quad (6)$$

$$\mathbf{b}_1 := \mathbf{b}_1 - A_{1,2}\mathbf{x}_2, \quad (7)$$

$$\mathbf{x}_1 := U_1^{-1}\mathbf{b}_1. \quad (8)$$

In each step, at least one matrix-vector multiplication is executed. Each back substitution step requires less work.

The example suffices to introduce the main ideas in the algorithm. To describe the parallelism better, the accelerated algorithm is presented next in a more formal manner.

Algorithm 1: TILED ACCELERATED BACK SUBSTITUTION.

Input : N is the number of tiles,
 n is the size of each tile,
 U is an upper triangular Nn -by- Nn matrix,
 \mathbf{b} is a vector of size Nn .

Output : \mathbf{x} is a vector of size Nn : $U\mathbf{x} = \mathbf{b}$.

1. Let U_1, U_2, \dots, U_N be the n -by- n tiles on the diagonal of U . Replace each U_i with its inverse U_i^{-1} , with N blocks of n threads. Labeling threads starting the count at 1, the k -th thread in each block solves the upper triangular system $U\mathbf{v} = \mathbf{e}_k$, where k is the k -th n -dimensional unit vector.
2. For $i = N, N - 1, \dots, 1$ do
 - (a) Compute $\mathbf{x}_i := U_i^{-1}\mathbf{b}_i$ by one block of n threads.
 - (b) Simultaneously update $\mathbf{b}_j := \mathbf{b}_j - A_{j,i}\mathbf{x}_i$, for $j \in \{1, 2, \dots, i - 1\}$, with $i - 1$ blocks of n threads.

Algorithm 1 executes $1 + N(N + 1)/2$ kernel launches.

If N streaming multiprocessors are available and n is a good fit to keep the device fully occupied, then the computation of all inverses in the first stage can happen in time proportional to n^2 , which is the cost of solving one upper triangular linear system of dimension n .

Each step in the second stage of Algorithm 1 involves a matrix-vector multiplication executed in time proportional to n time by one block of threads. There are N steps and if sufficiently many multiprocessors are available, then the total cost of the second state is proportional to Nn . If $n \approx N$, we can view the cost of the first stage as proportional to Nn , so a good parallel execution of Algorithm 1 can be done in time proportional to Nn , which corresponds to the dimension of the upper triangular linear system $U\mathbf{x} = \mathbf{b}$.

The formulation of Algorithm 1 does not specify the staging of the data. In particular, the matrix U of multiple doubles is *not* stored as $U = [u_{i,j}]$, where $u_{i,j}$ is a multiple double, but as an array $U = [U_1, U_2, \dots, U_m]$ of m matrices, where U_1 holds the most significant doubles and U_m holds the least significant doubles. Similarly, the \mathbf{b} in the input of Algorithm 1 is an array of m arrays $[b_1, b_2, \dots, b_m]$, sorted in the order of significance. As this representation facilitates the staggered application of multiprecision arithmetic, this representation benefits the efficient memory coalescing: adjacent threads in one block of threads read adjacent data in memory, avoiding bank conflicts. This representation naturally extends to complex arrays, where the real and imaginary parts are kept separately.

The two questions which can be answered experimentally are the following. What is the smallest dimension for which teraflop performance is obtained? Obviously, the lower threshold for N should be the number of streaming multiprocessors, and n should be a multiple of 32. The second question asks for the cost overhead factor in the three times the precision is doubled, from double to double double, from double double to quad double, and from quad double to octo double.

3 Blocked Accelerated Householder QR

The blocked Householder QR is introduced on a $3m$ -by- $3n$ tiled matrix, $m \geq n$:

$$A = \left[\begin{array}{c|cc} A_{1,1} & A_{1,2} & \\ \hline & A_{2,2} & A_{2,3} \\ \hline & & A_{3,3} \end{array} \right], \quad \begin{array}{l} A_{1,1} \text{ is } 3m\text{-by-}n, \\ A_{1,2} \text{ is } m\text{-by-}2n, \\ A_{2,2} \text{ is } 2m\text{-by-}n, \end{array} \quad (9)$$

$A_{2,3}$ and $A_{3,3}$ are m -by- n . The Householder transformations are accumulated in an orthogonal $3m$ -by- $3m$ matrix Q . The upper triangular reduction R of A is written in the matrix A . The m -by- m identity matrix is represented by I in the sequence of the evolution of A, Q below:

$$\left[\begin{array}{c|cc} A_{1,1} & A_{1,2} & \\ \hline & A_{2,2} & A_{2,3} \\ \hline & & A_{3,3} \end{array} \right], \quad \left[\begin{array}{c|c|c} I & & \\ \hline & I & \\ \hline & & I \end{array} \right] \quad (10)$$

$$\rightarrow \left[\begin{array}{c|cc} R_{1,1} & R_{1,2} & \\ \hline & A_{2,2} & A_{2,3} \\ \hline & & A_{3,3} \end{array} \right], \quad \left[\begin{array}{c|c|c} Q_1 & I & \\ \hline & I & \\ \hline & & I \end{array} \right] \quad (11)$$

$$\rightarrow \left[\begin{array}{c|cc} R_{1,1} & R_{1,2} & \\ \hline & R_{2,2} & R_{2,3} \\ \hline & & A_{3,3} \end{array} \right], \quad \left[\begin{array}{c|c|c} Q_1 & Q_2 & \\ \hline & I & \\ \hline & & I \end{array} \right] \quad (12)$$

$$\rightarrow \left[\begin{array}{c|cc} R_{1,1} & R_{1,2} & \\ \hline & R_{2,2} & R_{2,3} \\ \hline & & R_{3,3} \end{array} \right], \quad \left[\begin{array}{c|c|c} Q_1 & Q_2 & Q_3 \\ \hline & & \\ \hline & & \end{array} \right]. \quad (13)$$

The computation of one tile $R_{k,k}$ happens column by column. For each column, a Householder vector \mathbf{v} and corresponding $\beta = 2/\mathbf{v}^T \mathbf{v}$ value is computed. The Householder reflector $P = I - \beta \mathbf{v} \mathbf{v}^T$ with the \mathbf{v} determined so $P\mathbf{x} = \|\mathbf{x}\|_2 \mathbf{e}_1$ (with a sign computation as in [5, Algorithm 5.1.1]), where \mathbf{x} contains the numbers in the current column starting at the diagonal, and where $\mathbf{e}_1 = (1, 0, \dots, 0)^T$. The Householder matrices are aggregated in an orthogonal matrix of the form

$$P_{WY} = I + WY^T, \quad (14)$$

where Y stores the Householder vectors and has a trapezoidal shape. The matrix W is computed from the Householder vectors and their corresponding β values. With this WY representation of the Householder matrices, the updates to Q and R can then written as

$$Q = Q + Q \star W \star Y^T, \quad (15)$$

$$R = R + Y \star W^T \star C, \quad (16)$$

where C is the current matrix to be updated. The above formulas are rich in matrix-matrix products which are very suitable for GPU acceleration. The columns \mathbf{z} of the matrix W follow the formulas

$$\mathbf{z} = -\beta(\mathbf{v} + WY^T \mathbf{v}), \quad (17)$$

which require matrix-vector products. On complex data, the transpose T is replaced by the Hermitian transpose H .

As stated in [11], the computation of W is expected to be the bottleneck.

The structured description of accelerated version of the blocked Householder QR algorithm below serves as an explanation of the legend of the tables in the next section.

Algorithm 2: BLOCKED ACCELERATED HOUSEHOLDER QR.

Input : N is the number of tiles,
 n is the size of each tile,
 M is the number of rows, $M \geq Nn$,
 A is an M -by- Nn matrix.
Output : Q is an orthogonal M -by- M matrix,
 R is an M -by- Nn matrix, $A = QR$.

For $k = 1, 2, \dots, N$ do

1. For $\ell = 1, 2, \dots, n$ do

- (a) compute \mathbf{v} and β
- (b) update $R_{k,k}$

If the size of the current column is less than n , then only one block of threads computes. Otherwise, several blocks compute \mathbf{v} , collaborate to update of $R_{k,k}$, and there is one separate kernel to compute $\beta R^T \star \mathbf{v}$, which also involves a sum reduction with multiple blocks.

2. Given n pairs (\mathbf{v}, β) computed in the previous stage, the matrices W, Y , and their product $Y \star W^T$ are computed.

3. Update Q in two stages:

- (a) $QWY := Q \star WY^T$, where $WY^T = (YW^T)^T$,
- (b) $Q := Q + QWY$.

Separating the matrix-matrix multiplication from the addition clearly shows the cost differences. In multiple precision arithmetic, the cost of the addition is however not negligible.

4. If $k < N$, then update R , in two stages:

- (a) $YWTC := YWT \star C$,
- (b) $R := R + YWTC$.

As the code is geared towards multiple double arithmetic, the implementation of the matrix-matrix products differs from the double precision implementations recommended in the literature. When defining kernels for the matrix-matrix multiplication in double precision, tiles of matrices are loaded into shared memory to obtain better CGMA ratios, as explained in [12, Chapter 5]. Thanks to the high CGMA ratios of multiple double precision, the entries of the matrix can be loaded directly into the registers of the kernel that computes one number of the product.

The staging of the data applies the same representation of multiple double vectors and matrices via multiple arrays of doubles, as explained at the end of Algorithm 1.

The computational cost of Algorithm 2 is proportional to M^3 , if $M = Nn$, for notational simplicity. If the device is fully occupied, then the hope is to reduce the cost by a factor of M

and to observe a time proportional to M^2 . In the experiments, as the dimension then doubles, the hope is to observe the total time multiplied by a factor closer to four than to eight.

As before, with the back substitution, the first question is to ask for which dimensions teraflop performance is attained. The second is to experimentally compute the actual cost overhead factors of doubling the precision.

4 Computational Experiments

In designing the experiments, the first concern is to find sufficiently large dimensions at which teraflop performance is attained, mainly in quad double precision. In the runs at different precisions, timings on the double precision version are listed, but are not used in the comparisons as the implementation was made for multiple double precision arithmetic. Another reason for not comparing the timings of runs in double precision is that the dimensions are not yet large enough to fully occupy the device.

In a first comparison of runs at different precisions, the tile size and the corresponding number of threads per block are fixed to the same number for all precisions. However, in double double precision, the number of threads per block should be higher than in octo double precision.

In all tables, all time units are milliseconds. The units of flops are gigaflops.

4.1 Notes on the Implementation

The code for the multiple double arithmetical operations generated by the CAMPARY software [10] was customized for each precision in the following manner. Instead of representing a quad double number by an array of four doubles, all arithmetical operations work on four separate variables, one for each double. By this customization an array of quad doubles is stored as four separate arrays of doubles and a matrix of quad doubles is represented by four matrices of doubles. If one would be interested in double double and quad double, then the `double2` and `double4` types of the CUDA SDK will work just as well, but then performance drops are to be expected with complex doubles already and for the more general multiple double arithmetic.

QDlib [8] provides definitions for the square roots and various other useful functions for double double and quad double arithmetic. Those definitions are extended to octo double precision, also with the customization of representing an octo double number as eight different variables.

The `__forceinline__` directive was added to all the device functions that define the multiple double arithmetic. All `.cu` files are compiled with `nvcc -O3`.

For every kernel in the implementation of Algorithms 1 and 2, a small function accumulates the number of arithmetical operations. Then the total number of floating-point operations is computed at the end of the run, using the numbers in Table 1 as multipliers.

Random numbers were generated for the input matrices. In the standalone tests on the back substitution solver, the random upper triangular matrices were computed on the host as the output of an LU factorization, as the condition numbers of random triangular matrices almost surely grow exponentially [28].

The same code runs on five different NVIDIA GPUs. The C2050, K20C, P100, V100 are

housed in CentOS workstations and the gcc compiler is used to compile the code on the host. The RTX 2080 resides in a Windows laptop and the host code is compiled by the community edition of Microsoft Visual Studio.

The code is free and open source, released under the GPU GPL license, in the PHCPack source available on <https://github.com>.

4.2 Equipment

Using the same setup as in [27], Table 2 lists the main characteristics of five GPUs used to develop the code.

NVIDIA GPU	CUDA	#MP	#cores/MP	#cores	GHz	host CPU GHz
Tesla C2050	2.0	14	32	448	1.15	Intel X5690 3.47
Kepler K20C	3.5	13	192	2496	0.71	Intel E5-2670 2.60
Pascal P100	6.0	56	64	3584	1.33	Intel E5-2699 2.20
Volta V100	7.0	80	64	5120	1.91	Intel W2123 3.60
GeForce RTX 2080	7.5	46	64	2944	1.10	Intel i9-9880H 2.30

Table 2: The columns list the CUDA capability, the number of multiprocessors, the number of cores per multiprocessor, the total number of cores, and the GPU clock rate. For every GPU, its host CPU is listed with its clock rate, and the host processor.

While running the same software on different GPUs is convenient, the obvious disadvantage is that the more advanced features of the newer devices are not utilized. Important in the investigation of the scalability is that the attention to teraflop performance and the ratios of the theoretical peak performances of the V100 over the P100.

In each run, the elapsed times of the kernel launches are measured by `cudaEventElapsedTime` and are expressed in milliseconds. The wall clock times include the sum of times spent by the kernels, with the added memory transfers. The kernel flops in the tables below are the totals of the counts of the double precision operations over the sum of the times spent by the kernels. The total wall clock time is used in the wall flops.

4.3 Blocked Householder QR on Five Different GPUs

The theoretical double peak performance of the P100 and the V100 are 4.7 TFLOPS and 7.9 TFLOPS respectively. Therefore, if the code scales well, we may expect the V100 to be about 1.68 times faster than the P100.

For the total kernel time in Table 3, compare the scaled observed time on the V100: $451.5 \times 1.68 \approx 758.5$, with the observed 712.4 of the P100. Comparing wall clock times is harder, because of different clock speeds of the host processor and the workstation that hosts the P100 has 256GB of RAM, whereas the RAM of the host of the V100 holds 32GB.

For historical perspective, the oldest C2050 was purchased in 2011 and the V100 in 2019. The ratio of the sum of the times spent on all kernels of the C2050 over V100: $8888.3/451.5 \approx 19.6$, indicating about a double speedup every two years. The tile size of 128 (and the number of threads per block) is most likely not the best choice for the K20C, which has 192 cores per

stage in Algorithm 2	Linux on the host				Windows
	C2050	K20C	P100	V100	RTX 2080
β, v	35.5	43.8	21.4	16.2	26.2
$\beta R^T \star v$	418.8	897.8	89.6	76.6	389.7
update R	107.0	107.6	23.0	15.2	47.5
compute W	1357.8	1631.8	349.2	222.4	1298.4
$Y \star W^T$	100.0	50.3	9.7	6.6	153.5
$Q \star WY^T$	790.9	423.9	77.2	52.1	1228.8
$YWT \star C$	6068.5	2345.2	141.2	61.6	822.6
$Q + QWY$	2.4	1.6	0.4	0.4	0.7
$R + YWTC$	7.4	4.2	0.7	0.5	0.8
all kernels	8888.3	5506.1	712.4	451.5	3968.2
wall clock	9083.0	5682.0	826.0	568.0	4700.0
kernel flops	115.8	187.0	1445.3	2280.4	259.5
wall flops	113.4	181.2	1247.2	1812.7	219.1

Table 3: Blocked Householder QR in double double precision, on a 1,024-by-1,024 matrix, with 8 tiles of size 128.

streaming multiprocessor. In the single experiment comparison in Table 3, the GeForce RTX 2080 Max-Q outperforms the K20C.

4.4 Blocked Householder QR in Four Different Precisions

Based on the operational counts in Table 1, one could predict the overhead factors from the averages in the Σ column, which are 37.7 for double double, 439.3 for quad double, and 2379.0 for octo double. Based on those averages, going from double double to quad double would cause all times to be multiplied by 11.7. Similarly, the predicted overhead factor is 5.4 when going from quad double to octo double.

Figure 1 summarizes the data in Table 4.

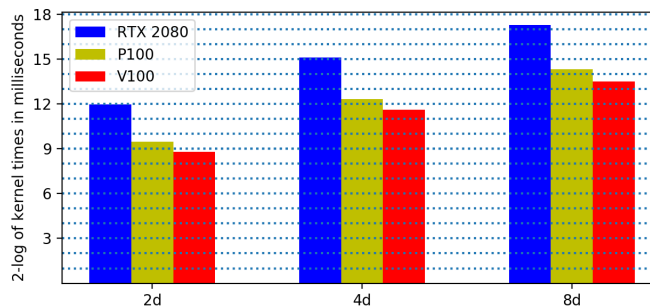


Figure 1: 2-logarithms of the times spent by all kernels of QR on the RTX 2080, the P100, and the V100 in double double (2d), quad double (4d), and octo double (8d) precision, with data in Table 4.

Table 4 illustrates the cost overhead of doubling the precision three times. From double

double to quad double, taking ratios of kernels times $5187.0/712.7 \approx 7.3$ on the P100, and the similar ratio on the V100 is $3167.0/446.8 \approx 7.1$. Both ratios are consistent and less than the predicted factor of 11.7. On the RTX 2080, the ratio is $35826.7/3999.5 \approx 9.0 < 11.7$. From quad double to octo double, the kernels time ratio on the P100 is $20547.5/5187.0 \approx 4.0$ and $11754.6/3167.0 \approx 3.7$. In both cases, the observed factors are less than the predicted 5.4, as is also the case on the RTX 2080: $160802.8/35826.7 \approx 4.5$. That the observed cost overhead factors are more favorable than the predicted ones correlates with the increased performance for increased precisions.

4.5 Real and Complex Double Double QR

Working with complex arithmetic requires about four times as many arithmetical operations than on real data. Table 5 lists times on 512-by-512 matrices, of real and complex double double numbers. Keeping the dimension 512 constant, fewer tiles but larger tiles are selected with each execution.

Looking at the flops in Table 5, teraflop performance is reached for both real and complex matrices, for 128 as the tile size. At 4×128 , the device is best occupied. But if interested in total wall clock times, then 16×32 is best.

In a dimension as small as 512, the computation of W dominates. Would this still be the case if the dimensions increase?

4.6 Quad Double QR for Increasing Dimensions

How do the execution times of the QR decomposition evolve for increasing dimensions? Table 6 lists the times for dimensions 512, 1024, 1536, and 2048. Figure 2 shows the evolution of all kernel times.

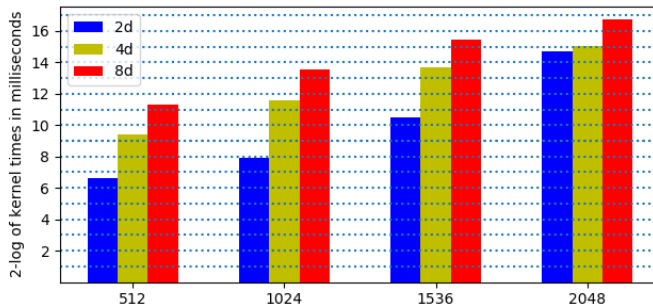


Figure 2: 2-logarithms of the times spent by all kernels of QR on the V100 in double double (2d), quad double (4d), and octo double (8d) precision, for increasing dimensions, for the data in Table 6.

At dimension 512, the computation of W dominates in all precisions. The accumulated times of all kernels devoted to computing W drops to the thirdmost largest time in dimension 2048. The two most time consuming kernels are those that do the matrix-matrix multiplications.

Doubling the dimension, from 512 to 1024, the ratios of the wall clock times in double double, quad double, and octo double precision are respectively $321.0/155.0 \approx 2.1$, $3366.0/777.0 \approx 4.3$,

stage in Algorithm 2	times on the RTX 2080			
	1d	2d	4d	8d
β, v	13.0	26.3	108.1	451.8
$\beta R^T \star v$	46.3	338.0	1740.9	4994.3
update R	11.3	47.7	376.9	1669.6
compute W	111.7	1309.4	12346.8	56484.2
$Y \star W^T$	5.1	154.7	1476.3	6746.7
$Q \star WY^T$	40.2	1238.7	11815.5	54008.9
$YWT \star C$	110.1	833.3	7957.3	36430.5
$Q + QWY$	0.3	0.7	3.1	9.4
$R + YWTC$	0.5	0.8	1.9	7.3
all kernels	338.6	3999.5	35826.7	160802.8
wall clock	562.0	4708.0	37087.0	163219.0
kernel flops	141.5	257.4	284.1	299.7
wall flops	85.2	218.7	274.5	295.3
stage in Algorithm 2	times on the P100			
	1d	2d	4d	8d
β, v	12.6	21.6	58.3	412.4
$\beta R^T \star v$	44.4	89.7	760.7	2998.5
update R	14.2	23.0	96.3	359.9
compute W	98.3	349.3	2752.3	9857.5
$Y \star W^T$	3.0	9.7	96.8	484.7
$Q \star WY^T$	25.0	77.0	747.0	3745.4
$YWT \star C$	67.1	141.3	672.8	2681.7
$Q + QWY$	0.2	0.4	0.9	2.0
$R + YWTC$	0.4	0.7	1.8	5.5
all kernels	256.2	712.7	5187.0	20547.5
wall clock	311.0	827.0	5381.0	20870.0
kernel flops	180.6	1444.6	1962.4	2345.4
wall flops	154.0	1244.8	1891.5	2309.2
stage in Algorithm 2	times on the V100			
	1d	2d	4d	8d
β, v	7.3	15.8	37.4	180.2
$\beta R^T \star v$	28.8	77.2	470.4	1304.0
update R	9.4	15.1	58.9	197.9
compute W	79.5	223.2	1551.0	5700.9
$Y \star W^T$	0.8	6.5	66.3	281.3
$Q \star WY^T$	8.2	56.7	516.8	2249.2
$YWT \star C$	24.0	51.4	464.4	1834.5
$Q + QWY$	0.2	0.4	0.8	1.6
$R + YWTC$	0.2	0.4	1.0	4.8
all kernels	158.4	446.8	3167.0	11754.6
wall clock	206.0	560.0	3356.0	12059.0
kernel flops	302.5	2304.3	3214.0	4099.9
wall flops	232.8	1837.3	3033.0	3996.3

Table 4: Blocked Householder QR in double (1d), double double (2d), quad double (4d), and octo double (8d) precision, on a 1,024-by-1,024 matrix, with 8 tiles of size 128, on the RTX 2080, the P100, and the V100.

stage in Algorithm 2	on real matrices			
	16×32	8×64	4×128	2×256
β, v	6.5	10.7	7.8	7.7
$\beta R^T \star v$	12.4	22.0	20.2	20.0
update R	2.3	4.9	9.9	46.6
compute W	22.9	41.9	54.1	81.7
$Y \star W^T$	0.5	0.9	1.0	1.1
$Q \star WY^T$	4.3	7.0	3.9	2.8
$YWT \star C$	4.0	6.3	3.6	1.5
$Q + QWY$	0.1	0.1	0.1	0.1
$R + YWTC$	0.1	0.1	0.1	0.1
all kernels	53.2	94.0	100.5	161.6
wall clock	101.0	170.0	155.0	208.0
kernel flops	428.4	785.9	1089.8	777.3
wall flops	226.6	434.5	707.4	603.3
stage in Algorithm 2	on complex matrices			
	16×32	8×64	4×128	2×256
β, v	8.5	8.4	8.3	8.9
$\beta R^T \star v$	20.6	36.8	36.7	37.3
update R	3.0	6.8	20.5	204.7
compute W	38.9	126.6	144.3	248.9
$Y \star W^T$	0.9	3.3	3.7	4.5
$Q \star WY^T$	12.7	26.4	15.1	11.3
$YWT \star C$	12.4	18.6	9.8	5.1
$Q + QWY$	0.2	0.2	0.1	0.1
$R + YWTC$	0.3	0.2	0.1	0.1
all kernels	97.4	227.4	238.5	420.8
wall clock	158.0	306.0	311.0	479.0
kernel flops	628.9	1299.8	1836.7	1194.8
wall flops	387.2	967.3	1407.8	1050.5

Table 5: Blocked Householder QR in double double precision, on real and complex matrices of dimension 512, for increasing tile sizes, $512 = 16 \times 32 = 8 \times 64 = 4 \times 128 = 2 \times 256$, on the V100.

and $12735.0/2681.0 \approx 4.8$, corresponding to significant increases in performance.

While teraflop performance is maintained, what stands out in Table 6 is the sharp drop in performance at dimension 2048 in double double arithmetic, visible in the height of the leftmost bar at dimension 2048, in Figure 2. This drop is most likely due to the kernels for the matrix-matrix multiplication that do not take advantage of the shared memory, as the double double arithmetic has not yet a high enough CGMA ratio, compared to the higher multiple double arithmetic. The two rightmost bars in Figure 2 (for quad double and octo double precision), follow a regular pattern.

4.7 Back Substitution in Four Different Precisions

That the overhead cost of doubling the precisions is less than the predicted overhead factors for the QR decomposition is attributed to the high CGMA ratio. Would this also be the case for the back substitution?

Consider the doubling of both the dimension and the precision. Table 7 records the times of the back substitution on upper triangular matrices of sizes $5120 = 64 \times 80$, $10240 = 128 \times 80$, and $20480 = 256 \times 80$, where the first factors in the dimensions are the size of each tile and the second factors are the number of tiles. In octo double precision, shared memory capacities limit the tile size to 128, so then $20480 = 128 \times 160$. The high wall clock time in octo double precision for 20480 is due to the limited 32 GB of RAM at the host. Despite this anomaly, the times spent by all kernels appear regular enough to reliably measure the cost overhead factors from doubling the precisions.

In double precision, the times spent by the kernels are not large enough to attain a good performance. At the largest dimension, half a teraflop is reached in double double precision; in quad and octo double precision, 1.1 teraflop is observed.

Figure 3 shows the 2-logarithms of the times spent by all kernels. As the cost of the back substitution is quadratic in the dimension, we expect the times to quadruple when we double the dimension. This quadrupling is observed in double double precision, but then becomes closer to doubling in octo double precision, thanks to the higher performance in higher precision. Observe that the heights of the quad double bar is closer to the octo double bar than to the double double bar. This is consistent with the predicted cost overhead ratios, which are higher when going from double double to quad double compared to the ratios from quad double to octo double.

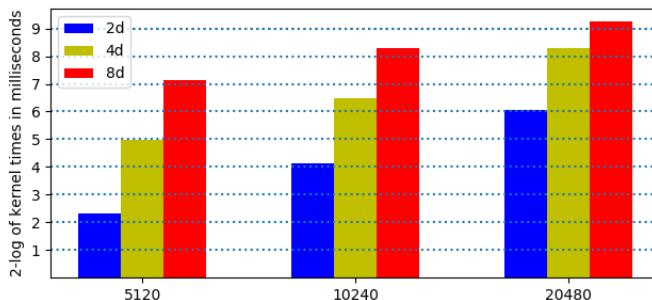


Figure 3: 2-logarithms of the times in Table 7 spent by all kernels of back substitution on the V100, for dimension 5120, 10240, 20480, in double (1d), double double (2d), quad double (4d), and octo double (8d) precision.

4.8 Tiled Back Substitution in Quad Double Precision

The V100 has 80 streaming multiprocessors, so consider $N = 80$ and for n take multiples of 32. Table 8 summarizes the timings of runs on matrices of dimension 2,560, 5,120, 7,680, 10,240, 12,800, 15,360, 17,920, and 20,480. Teraflop performance on the V100 is attained for $n = 224$, at dimension $80 \times n = 17,920$. Reading the first two lines of Table 8, in the times on the V100, observe that the time to invert the diagonal tiles increases from a tiny 1.9 to 11.4 milliseconds as the dimension doubles, and from $n = 96$ on, the time spent on inverting the diagonal tiles

dominates the times of the other two stages. The second most important observation of Table 8 is the significant difference between the wall clock time and the time spent by all kernels.

Figure 4 shows the evolution of the totals of the times spent by all kernels listed in Table 8. In the 2-logarithm plot, an increase of one unit in the height of a bar equals a doubling of the time. For which dimensions is the cost of Algorithm 1 proportional to Nm ? If the dimension doubles from 2,560 to 5,120 and from 5,120 to 10,240 (corresponding to the bars for 32, 64, and 128 in Figure 4), the doubling of the time is observed for the P100 and the V100, for the RTX 2080, the increase from dimension 5,120 to 10,240 is more than three times.

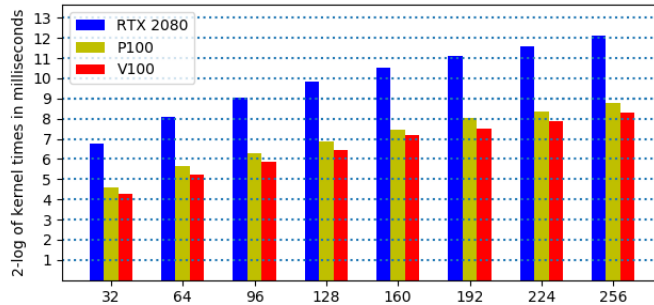


Figure 4: 2-logarithms of the times spent by all kernels for the back substitution on the RTX 2080, the P100, and the V100 in quad double precision.

Computing the ratios of the times spent by all kernels on the P100 over the V100 gives $732.2/237.1 \approx 3.1$ for dimension 17,920 and $813.1/314.5 \approx 2.6$ for dimension 20,480. That those ratios are still far above the expected 1.68 ratio may be explained that the number 80 (of blocks and tiles) works well for V100 but not so well for the P100, which has 64 streaming multiprocessors.

The above experiment kept $N = 80$ fixed and increased only n . What is the best choice of N and n for a matrix of dimension 20,480? For the parallelism in GPU acceleration, fixing N at 80 gives the best performance as illustrated in Table 4.8. Doubling n from 64 to 128, and to 256 increases the time spent by all kernels, but decreases the total wall clock time from 2.620 seconds to 2.071 seconds, as the performance nearly doubles.

4.9 Least Squares Solving in Four Different Precisions

Table 10 summarizes the times and the flops of solving a linear system in the least squares sense, in four different precisions. The blocked accelerated Householder QR of Algorithm 2 is followed by Algorithm 1, the tiled accelerated back substitution.

Comparing the kernel times in Table 10 in all precisions shows that the time for the back substitution is about 100 times less than the time for the QR decomposition. Consequently, the lower performance of the back substitution in small dimensions does not lead to a significant reduction in the overall performance of the solver.

As the QR decomposition has a cost that is cubic in the dimension, versus the quadratic cost of the back substitution, one could have expected at dimension 1,024 to see a factor of one thousand in the ratios between the QR and the back substitution. Or equivalently, the times for the QR would have been one thousand times longer than for the back substitution. Instead,

the observed factor is closer to one hundred than one thousand, thanks to the well performing GPU accelerated QR.

As a final observation, times on the QD decomposition of a random 1,024-by-1,024 matrix in quad double precision, on the V100 appear in Table 4, Table 6, Table 10, with respective kernel times 3167.0, 3136.5, 3020.6, and respective wall clock times 3356.0, 3366.0, 3203.0, illustrating the fluctuations of the measured milliseconds.

5 Conclusions

Taking 439, the average number of double operations in the tallies of the operational counts for quad double arithmetic, as the scaling factor, teraflop performance on a GPU can be viewed as 2.2 gigaflops on a single threaded computation. Using this interpretation, the experiments show that GPU acceleration does compensate the overhead cost of quad double arithmetic. In any case, the observed cost overhead ratios in going from double double to quad double are less than the ratios predicted by the operational count tallies.

The least squares solver is no longer a basic operation as matrix-matrix multiplication. The good performance on problems of dimension 1,024 in quad double precision observed on many GPUs should be encouraging to consider the use of multiple double arithmetic in scientific applications.

References

- [1] M. Baboulin, J. Dongarra, and S. Tomov. Some issues in dense linear algebra for multicore and special purpose architectures. Technical Report UT-CS-08-200, University of Tennessee, 2008.
- [2] C. Bischof and C. F. Van Loan. The WY representation for products of Householder matrices. *SIAM J. Sci. Stat. Comput.*, 8(1):s1–s13, 1987.
- [3] N. Bliss and J. Verschelde. The method of Gauss-Newton to compute power series solutions of polynomial homotopies. *Linear Algebra and its Applications*, 542:569–588, 2018.
- [4] J. W. Demmel. *Applied Numerical Linear Algebra*. SIAM, 1997.
- [5] G. H. Golub and C. F. Van Loan. *Matrix Computations*. The Johns Hopkins University Press, third edition, 1996.
- [6] Y. He and C. H. Q. Ding. Using accurate arithmetics to improve numerical reproducibility and stability in parallel applications. *The Journal of Supercomputing*, 18:259–277, 2001.
- [7] D. H. Heller. A survey of parallel algorithms in numerical linear algebra. *SIAM Review*, 20(4):740–777, 1978.
- [8] Y. Hida, X. S. Li, and D. H. Bailey. Algorithms for quad-double precision floating point arithmetic. In *15th IEEE Symposium on Computer Arithmetic (Arith-15 2001)*, pages 155–162. IEEE Computer Society, 2001.

- [9] K. Isupov and V. Knyazkov. Multiple-precision matrix-vector multiplication on graphics processing units. *Program Systems: Theory and Applications*, 11(3):62–84, 2020.
- [10] M. Joldes, J.-M. Muller, V. Popescu, and Tucker. W. CAMPARY: Cuda Multiple precision arithmetic library and applications. In *Mathematical Software – ICMS 2016, the 5th International Conference on Mathematical Software*, pages 232–240. Springer-Verlag, 2016.
- [11] A. Kerr, D. Campbell, and M. Richards. QR decomposition on GPUs. In D. Kaeli and M. Leeser, editors, *Proceedings of 2nd Workshop on General Purpose Processing on Graphics Processing Units (GPGPU’09)*, pages 71–78. ACM, 2009.
- [12] D. B. Kirk and W. W. Hwu. *Programming Massively Parallel Processors. A Hands-on Approach*. Morgan Kaufmann, 2010.
- [13] J. Kurzak, R. Nath, P. Du, and J. Dongarra. An implementation of the tile QR factorization for a GPU and multiple GPUs. In *Applied Parallel and Scientific Computing, 10th International Conference, PARA 2010*, volume 7134 of *Lecture Notes in Computer Science*, pages 248–257. Springer-Verlag, 2012.
- [14] M. Lu, B. He, and Q. Luo. Supporting extended precision on graphics processors. In *Proceedings of the Sixth International Workshop on Data Management on New Hardware (DaMoN 2010)*, pages 19–26, 2010.
- [15] D. Mukunoki and D. Takashashi. Implementation and evaluation of quadruple precision BLAS functions on GPUs. In *Applied Parallel and Scientific Computing, 10th International Conference, PARA 2010*, volume 7133 of *Lecture Notes in Computer Science*, pages 249–259. Springer-Verlag, 2012.
- [16] D. Mukunoki and D. Takashashi. Implementation and evaluation of triple precision BLAS subroutines on GPUs. In *The 2012 IEEE International Parallel and Distributed Processing Symposium Workshops (IPDPSW)*, pages 1372–1380. IEEE, 2012.
- [17] J.-M. Muller, N. Brunie, F. de Dinechin, C.-P. Jeannerod, M. Joldes, V. Lefèvre, G. Melquiond, N. Revol, and S. Torres. *Handbook of Floating-Point Arithmetic*. Springer-Verlag, second edition, 2018.
- [18] T. Nakayama and D. Takahashi. Implementation of multiple-precision floating-point arithmetic library for GPU computing. In *Proc. 23rd IASTED International Conference on Parallel and Distributed Computing and Systems (PDCS 2011)*, pages 343–349. ACTA Press, 2011.
- [19] W. Nasri and Z. Mahjoub. Optimal parallelization of a recursive algorithm for triangular matrix inversion on MIMD computers. *Parallel Computing*, 27:1767–1782, 2001.
- [20] J. Sanders and E. Kandrot. *CUDA by example: an introduction to general-purpose GPU programming*. NVIDIA Corporation, 2011.
- [21] S. Telen, M. Van Barel, and J. Verschelde. A robust numerical path tracking algorithm for polynomial homotopy continuation. *SIAM J. Sci. Comput.*, 42(6):A3610–A3637, 2020.

- [22] S. Telen, M. Van Barel, and J. Verschelde. Robust numerical tracking of one path of a polynomial homotopy on parallel shared memory computers. In *Proceedings of the 22nd International Workshop on Computer Algebra in Scientific Computing (CASC 2020)*, volume 12291 of *Lecture Notes in Computer Science*, pages 563–582. Springer-Verlag, 2020.
- [23] S. Tomov, J. Dongarra, and M. Baboulin. Towards dense linear algebra for hybrid GPU accelerated manycore systems. *Parallel Computing*, 36(5):232–240, 2010.
- [24] S. Tomov, R. Nath, H. Ltaief, and J. Dongarra. Dense linear algebra solvers for multicore with GPU accelerators. In *The 2010 IEEE International Parallel and Distributed Processing Symposium Workshops (IPDPSW)*, pages 1–8. IEEE, 2010.
- [25] J. Verschelde. Algorithm 795: PHCpack: A general-purpose solver for polynomial systems by homotopy continuation. *ACM Trans. Math. Softw.*, 25(2):251–276, 1999.
- [26] J. Verschelde. Parallel software to offset the cost of higher precision. *ACM SIGAda Ada Letters*, 40(2):59–64, 2020.
- [27] J. Verschelde. Accelerated polynomial evaluation and differentiation at power series in multiple double precision. In *The 2021 IEEE International Parallel and Distributed Processing Symposium Workshops (IPDPSW)*, pages 740–749. IEEE, 2021.
- [28] D. Viswanath and L. N. Trefethen. Condition numbers of random triangular matrices. *SIAM J. Matrix Anal. Appl.*, 19(2):564–581, 1998.
- [29] V. Volkov and J. Demmel. Benchmarking GPUs to tune dense linear algebra. In *Proceedings of the 2008 ACM/IEEE conference on Supercomputing*. IEEE Press, 2008. Article No. 31.

stage in Algorithm 2	double double precision			
	512 4×128	1024 8×128	1536 12×128	2048 16×128
β, v	7.9	8.2	16.5	34.5
$\beta R^T \star v$	20.3	36.7	144.6	652.0
update R	9.9	20.5	28.9	58.8
compute W	53.9	144.2	556.2	2278.7
$Y \star W^T$	1.0	3.7	24.9	194.2
$Q \star WY^T$	4.0	15.1	201.3	3048.9
$YWT \star C$	3.4	9.7	481.6	20534.4
$Q + QWY$	0.1	0.1	0.7	5.6
$R + YWTC$	0.1	0.1	0.9	7.8
all kernels	100.5	238.2	1455.8	26815.0
wall clock	155.0	321.0	1627.0	27230.0
kernel flops	1089.7	1839.0	2475.1	1087.8
wall flops	706.5	1364.9	2214.4	1071.2
stage in Algorithm 2	quad double precision			
	512 4×128	1024 8×128	1536 12×128	2048 16×128
β, v	21.0	37.4	54.1	71.6
$\beta R^T \star v$	115.5	470.9	1073.8	1939.9
update R	49.0	59.0	74.6	91.2
compute W	412.6	1553.5	3438.2	6104.3
$Y \star W^T$	9.6	66.3	214.2	517.6
$Q \star WY^T$	41.5	538.3	2511.0	7643.9
$YWT \star C$	24.9	409.3	6057.1	17991.2
$Q + QWY$	0.1	0.8	2.5	5.7
$R + YWTC$	0.1	0.9	5.6	7.0
all kernels	674.3	3136.5	13431.2	34372.5
wall clock	777.0	3366.0	13835.0	34960.0
kernel flops	1605.7	3245.3	2366.8	2097.0
wall flops	1392.6	3024.4	2297.7	2061.7
stage in Algorithm 2	octo double precision			
	512 4×128	1024 8×128	1536 12×128	2048 16×128
β, v	94.7	188.3	282.8	385.1
$\beta R^T \star v$	309.5	1309.1	3009.7	5416.5
update R	167.5	199.0	245.1	300.4
compute W	1568.2	5828.6	12908.6	22944.3
$Y \star W^T$	48.3	308.8	957.5	2082.8
$Q \star WY^T$	187.2	2334.8	11259.2	34508.6
$YWT \star C$	114.9	2104.0	15982.0	42044.8
$Q + QWY$	0.3	1.6	5.1	11.6
$R + YWTC$	0.2	5.9	29.8	75.2
all kernels	2490.8	12280.1	44679.8	107769.2
wall clock	2681.0	12735.0	45419.0	108763.0
kernel flops	2058.2	3924.4	3368.5	3166.4
wall flops	1912.0	3784.2	3313.6	3137.5

Table 6: Blocked Householder QR in double double, quad double, and octo double precision, on real matrices of increasing dimensions, for increasing number of tiles, $512 = 4 \times 128$, $1024 = 8 \times 128$, $1536 = 12 \times 128$, $2048 = 16 \times 128$, on the V100.

double precision			
stage in Algorithm 1	64×80	128×80	256×80
invert diagonal tiles	0.4	5.2	30.8
multiply with inverses	0.8	1.5	4.3
back substitution	1.8	2.2	5.9
time spent by kernels	3.0	8.9	41.0
wall clock time	47.0	147.0	526.0
kernel time flops	14.5	28.5	39.9
wall clock flops	0.9	1.7	3.1
double double precision			
stage in Algorithm 1	64×80	128×80	256×80
invert diagonal tiles	1.2	9.3	46.3
multiply with inverses	1.7	3.3	8.9
back substitution	7.9	4.7	12.2
time spent by kernels	5.0	17.3	67.4
wall clock time	82.0	286.0	966.0
kernel time flops	190.6	318.7	525.1
wall clock flops	11.7	19.2	36.7
quad double precision			
stage in Algorithm 1	64×80	128×80	256×80
invert diagonal tiles	6.2	38.3	137.4
multiply with inverses	12.2	23.8	63.1
back substitution	13.3	26.7	112.2
time spent by kernels	31.7	88.8	312.7
wall clock time	187.0	619.0	2268.0
kernel time flops	299.4	614.2	1122.3
wall clock flops	50.8	88.1	154.8
octo double precision			
stage in Algorithm 1	64×80	128×80	128×160
invert diagonal tiles	43.8	110.6	133.3
multiply with inverses	47.7	97.5	196.0
back substitution	49.2	108.0	283.7
time spent by kernels	140.7	316.2	613.1
wall clock time	465.0	1400.0	84448.0
kernel time flops	321.3	820.1	1166.7
wall clock flops	97.1	185.2	8.5

Table 7: Back substitution in four different precisions on problems of increasing size, on the V100.

stage in Algorithm 1	times on the RTX 2080							
	32	64	96	128	160	192	224	256
invert diagonal tiles	14.7	101.1	272.0	460.0	762.8	1163.6	1758.5	1589.3
multiply with inverses	41.7	67.0	104.5	184.3	293.2	416.1	556.4	747.6
back substitution	50.4	99.6	147.9	263.0	409.1	590.7	781.4	1055.4
time spent by kernels	106.8	267.7	524.4	907.2	1465.1	2170.4	3096.3	4392.3
wall clock time	174.0	420.0	883.0	1477.0	2318.0	3343.0	4725.0	6726.0
kernel time flops	17.4	35.5	49.6	60.1	67.0	73.8	78.6	79.9
wall clock flops	10.7	22.6	29.5	37.0	42.4	47.9	51.5	52.2
stage in Algorithm 1	times on the P100							
	32	64	96	128	160	192	224	256
invert diagonal tiles	2.3	8.6	18.9	35.6	61.0	97.2	148.1	215.6
multiply with inverses	11.0	20.4	29.5	40.0	51.0	64.3	74.3	89.3
back substitution	10.9	20.6	30.3	43.5	64.4	98.3	109.8	126.7
time spent by kernels	24.3	49.6	78.7	119.0	176.4	259.8	332.3	431.7
wall clock time	111.0	343.0	626.0	2255.0	1923.0	4269.0	3445.0	4401.0
kernel time flops	76.4	191.5	330.6	458.3	556.7	616.1	732.2	813.1
wall clock flops	16.8	27.7	41.6	24.2	51.1	37.5	70.6	79.8
stage in Algorithm 1	times on the V100							
	32	64	96	128	160	192	224	256
invert diagonal tiles	1.9	11.4	21.2	36.3	61.8	78.9	103.3	138.2
multiply with inverses	6.4	12.7	18.2	23.9	38.9	47.1	55.2	63.1
back substitution	11.3	13.8	19.8	26.2	44.2	58.6	78.6	113.2
time spent by kernels	19.6	37.8	59.2	86.4	145.0	184.6	237.1	314.5
wall clock time	90.0	251.0	482.0	776.0	1181.0	1577.0	2150.0	2886.0
kernel time flops	94.9	250.9	439.6	631.7	677.4	867.0	1025.9	1115.9
wall clock flops	20.7	37.8	54.0	70.3	83.1	101.5	113.2	121.6

Table 8: Tiled accelerated back substitution in quad double precision on the RTX 2080, the P100, and the V100. The dimension of the matrices are multiples of 80, that is: $80 \times n$, where $n = 32, 64, 96, 128, 160, 192, 224$, and 256 .

stage in Algorithm 1	320×64	160×128	80×256
invert diagonal tiles	13.5	35.8	132.3
multiply with inverses	49.0	47.5	64.3
back substitution	84.6	91.7	112.3
time spent by kernels	147.1	175.0	308.9
wall clock time	2620.0	2265.0	2071.0
kernel time flops	683.0	861.1	1136.1
wall clock flops	38.3	66.5	169.5

Table 9: Back substitution in quad double precision in dimension $20480 = N \times n$, for three different combinations of N and n , on the V100.

stage	times on the RTX 2080			
	1d	2d	4d	8d
QR kernel time	327.4	4082.2	36128.9	164626.8
QR wall time	565.0	4785.0	37347.0	167002.0
BS kernel time	1.7	20.8	192.0	895.1
BS wall time	4.0	26.0	200.0	910.0
QR kernel flops	146.3	252.2	281.7	292.7
QR wall flops	85.0	215.2	272.6	288.6
BS kernel flops	9.7	17.3	18.7	19.1
BS wall flops	4.1	13.9	17.9	18.8
total kernel flops	145.6	251.0	280.3	291.3
total wall flops	84.2	214.1	271.2	287.1
stage	times on the P100			
	1d	2d	4d	8d
QR kernel time	268.9	707.8	5193.0	20508.2
QR wall time	319.0	822.0	5373.0	20853.0
BS kernel time	4.0	7.5	40.8	181.8
BS wall time	6.0	11.0	48.0	200.0
QR kernel flops	178.2	1454.7	1960.1	2349.9
QR wall flops	150.2	1252.5	1894.3	2311.0
BS kernel flops	4.1	47.8	87.8	94.0
BS wall flops	2.9	32.4	74.1	85.4
total kernel flops	175.6	1439.9	1945.5	2330.1
total wall flops	147.6	1236.2	1878.1	2289.9
stage	times on the V100			
	1d	2d	4d	8d
QR kernel time	157.9	451.1	3020.6	11924.5
QR wall time	204.0	566.0	3203.0	12244.0
BS kernel time	2.0	4.0	28.0	114.5
BS wall time	4.0	7.0	35.0	127.0
QR kernel flops	303.4	2282.2	3369.8	4041.4
QR wall flops	235.1	1819.6	3177.8	3936.1
BS kernel flops	8.1	89.8	127.9	149.1
BS wall flops	4.2	49.8	102.9	134.5
total kernel flops	299.6	2262.9	3340.0	4004.4
total wall flops	230.8	1797.3	3144.7	3897.0

Table 10: Least squares solving in double (1d), double double (2d), quad double (4d), and octo double (8d) precision, on a 1,024-by-1,024 linear system, with 8 tiles of size 128, on the RTX 2080, the P100, and the V100. BS = Back Substitution.