

Only Time Will Tell: Modelling Communication for Information Diffusion in Software Engineering

Michael Dorner^{a,*}, Daniel Mendez^{a,b}, Krzysztof Wnuk^a, Jacek Czerwonka^c

^a*Blekinge Tekniska Högskola, Valhallavägen 1, 37179 Karlskrona, Sweden*

^b*FORTISS, Guerickestr. 25, 80825 München, Germany*

^c*Microsoft, One Microsoft Way, WA 98052-6399 Redmond, USA*

Abstract

In this manuscript, we present a novel model based on time-varying hypergraphs for rendering communication networks in software engineering as distributed and self-organizing information repositories, capable of encoding and decoding information over time. Our model overcomes the inherent limitations of traditional, static graph-based models and enables research on the time-dependent spread of information, the so-called information diffusion, within those networks. We perform a discrete-event computer simulation rendering an arbitrary information diffusion in a communication network typical for software engineering, namely code review, in order to (1) present an empirical showcase of our model rendering the code review at Microsoft, (2) validate our model in comparison with an equivalent, but time-aggregated model, and, thereby, (3) demonstrate the outstanding importance of time for research on communication networks. Lastly, we discuss the implications, the practical applications, and future research on communication networks as distributed and decentralized information repositories unlocked by our novel model.

Highlights

- Communication networks are distributed, decentralized, and self-organizing information repositories.
- Information diffusion is the time-dependent spread of information in such networks.
- Our novel model overcomes the limitation of existing graph-based communication models.
- We validate our model in a simulation of information diffusion within Microsoft's code review.
- Our model opens new research directions on communication in software engineering.

Keywords: communication model, information diffusion, time-varying graph, channel-based communication, simulation, information repository

1. Introduction

Software engineers are drowning in a sea of information in software engineering. Storing all types of information in central information repositories is cheap and everything can be persistently archived. However, storing everything does not help in bringing the right information from the right source to the right destination at the right time.

In this manuscript, we consider communication networks as distributed, decentralized, self-organizing information repositories. Information is no longer explicitly stored, maintained, and updated in dedicated repositories but encoded in the communication networks. The

communication channels connecting the communications participants become a key pillar for information synthesis, storage, and transfer. Those channels have different manifestations in software engineering: pull request, a requirement, an issue, a bug, or an informal thread in a mailing list or a forum, just to name a few. The communication participants connect those channels and implicitly cache, encode, filter, and prioritize information and feed it further into channels and, thereby, spread information to their known neighbors and indirectly to others who are connected through communication channels. Due to their decentralized structure, those communication networks are capable of keeping up with the pace of modern software development and scaling well with the number of participants and rapid changes. There is no longer a central management with a global, coarse-grain overview of all information distributing or steering information accordingly.

*Corresponding author

Email addresses: michael.dorner@bth.se (Michael Dorner), daniel.mendez@bth.se (Daniel Mendez), krzysztof.wnuk@bth.se (Krzysztof Wnuk), jacekcz@microsoft.com (Jacek Czerwonka)

The communication participants store and cache information, and spread information on their local, detailed contexts and inputs.

As researchers, we rely on a purposeful abstraction of the real-world system to be investigated, namely communication networks, to gain a broader understanding of communication networks as distributed and self-organizing information repositories on the one side and the information diffusion on the other side,

Until today, we rely on time-aggregated graph-based models for representing communication networks of all kinds in software engineering research [8]. However, those graph-based models fall short in rendering communication networks: communication, the exchange of information, is neither necessarily bilateral nor instant. Communication often involves several participants and information is passed on; it spreads within the network. This spread is highly time-sensitive: Information can only be passed on and spread if they are available beforehand and it takes different routes depending on the temporal availability of vertices and edges. Graph-based communication models are not capable of rendering such communication networks and the spread of information: graphs are (1) mathematical structures that model only pairwise relations between objects and (2) not capable of rendering any changes over time as they are static or time-aggregated.

Motivated by these shortcomings, we introduce a novel model for channel-based communication based on time-varying hypergraphs to enable research on communication networks and the information diffusion within as the key pillar to assess communication networks as distributed, self-organizing information storages.

The major contributions of this manuscript are as follows:

- We introduce a novel communication model based on time-dependent hypergraphs for communication networks.
- To this end, we provide a concise and gentle introduction to the mathematical foundation of time-dependent hypergraphs.
- We simulate the spread of information within the communication network emerging from code review at Microsoft. We
 - present a showcase of our model in a prototypical communication network in software engineering,
 - validate our model in comparison to an equivalent, but time-aggregate model, and, thereby,
 - demonstrate the importance of time for research on communication networks and the spread of information.
- highlight selected future research on channel-based communication enabled by our model.

The manuscript is structured as follows: We begin with a gentle introduction to our novel and new time-varying hypergraphs in Section 2. In Section 3, we provide an overview of state of the art on graph-based communication models in software engineering and computer simulation as research method in software engineering. We formalize channel-based communication to the extent we deem necessary and define our conceptual and computer model in Section 4. In Section 5, we showcase and validate our model in a computer simulation rendering the information diffusion in an empirical communication medium, namely code review at Microsoft in comparison to a time-aggregated model. After we have introduced our novel model based on time-varying hypergraphs to overcome the limitations of traditional graphs and after we have shown the importance of time for research on communication networks and the diffusion of information, we discuss the implications and applications of research on information diffusion in channel-based communication enabled by our model in Sections 6 and 7. The manuscripts closes with a conclusion in Section 8.

2. A gentle introduction to time-varying hypergraphs

In this work, we combine two lesser-known graph-theoretical concepts: time-variance of graphs and hypergraphs. We follow the definitions and notation for time-varying graphs by Casteigts et al. [4] and for hypergraphs Ouvrard [13] to a large extent.

First, we informally define those two concepts as follows:

A *time-varying graph* is a graph whose edges (and vertices) are active or available only at certain points in time.

A *hypergraph* is a generalization of a graph in which an edge (a so-called *hyperedge*) can connect any arbitrary number of vertices.¹

Thus, a time-varying hypergraph is a hypergraph which hyperedges are time-dependent. Formally, a time-varying hypergraph is a quintuple $\mathcal{H} = (V, \mathcal{E}, \rho, \xi, \psi)$ where

- V is the set of vertices,
- \mathcal{E} is a multiset of sets $\mathcal{E} = \{A_1, \dots, A_m\}$ with $A_i \subseteq V$ ($A_i = A_j$ is permitted) hyperedges,
- ρ is the *hyperedge presence function* indicating whether a hyperedge is active at a given time,
- $\xi: E \times \mathcal{T} \rightarrow \mathbb{T}$, called *latency function*, indicating the duration to cross a given hyperedge,
- $\psi: V \times \mathcal{T} \rightarrow \{0, 1\}$, called *vertex presence function*, indicating whether a given vertex is available at a given time, and

¹A classical graph is a subclass of a hypergraph with hyperedges that always connect exactly two (in case of self-loops not necessarily distinct) vertices.

- $\mathcal{T} \in \mathbb{T}$ is the lifetime of the system.

The temporal domain \mathbb{T} is generally assumed to be N for discrete-time systems or \mathbb{R}_+ for continuous-time systems.

Because the edges are time-dependent, the walk through a (hyper)graph is also time-dependent. Formally, a sequence of tuples

$$\mathcal{J} = (e_1, t_1), (e_2, t_2), \dots, (e_k, t_k),$$

such that e_1, e_2, \dots, e_k is a walk in \mathcal{H} , is a *journey* in \mathcal{H} iff $\rho(e_i, t_i) = 1$ and $t_{i+1} > t_i + \xi(e_i, t_i)$ for all $i < k$.² Additional constraints maybe required in specific domains of application, such as the condition $\rho_{[t_i, t_i + \xi(e_i, t_i)]}(e_i) = 1$: the hyperedge remains present until the hyperedge is crossed.

We define $\mathcal{J}_{\mathcal{H}}^*$ the set of all possible journeys in a time-varying graph \mathcal{H} and $\mathcal{J}_{(u,v)}^* \in \mathcal{J}_{\mathcal{H}}^*$ the journeys between vertices u and v . If $\mathcal{J}_{(u,v)}^* \neq \emptyset$, u can reach v , or in short notation $u \rightsquigarrow v$. In general, journeys are not symmetric and transitive—regardless whether the graph is directed or undirected: $u \rightsquigarrow v \not\Leftarrow v \rightsquigarrow u$. Given a vertex u , the set $\{v \in V : u \rightsquigarrow v\}$ is called *horizon* of vertex u .³

A time-varying hypergraph \mathcal{H} can be transformed in an equivalent bipartite graph $B = (V, \mathcal{E}, E_{\mathcal{E}}, \psi)$ where

- V is a set of vertices,
- \mathcal{E} is a multiset of all hyperedges from the hypergraph,
- $V \cap \mathcal{E} = \emptyset$,
- $E = \{(v, e) : (v, e) \in V \times \mathcal{E}, v \in E\}$, and
- ψ is the edge presence function for the vertices \mathcal{E} reflecting the edge presence function ρ of the time-varying hypergraph such that $\psi(e) = \rho(e), e \in \mathcal{E}$.

Although an equivalent bipartite graph can represent hypergraphs, both concepts are semantically different. For an in-depth mathematical discussion, we refer the reader to the work by Ouvrard [13].

Figure 1 depicts a simple, intuitive example of time-dependent hypergraphs and the transformation and the transformation of a hypergraph to a bipartite graph: The colors of the hyperedges reflect the colors of the righthand vertices in the bipartite graph. Furthermore, the example also shows the impact of time on the horizon of vertices in such hypergraphs. Depending on the presence of the hyperedges, there are different journeys from the vertices v_1 to v_6 . Please mind that there is no time-respecting path (journey) to the opposite direction from v_6 to v_1 .

²We deviate from Casteigts et al. who require $t_{i+1} \geq t_i + \xi(e_i, t_i)$.

³The horizon of a vertex v in a time-varying graph is not equivalent to the connected component that contains the node v (neither strongly nor weakly component of the time-varying graph [12]): the horizon is neither a reflexive (i.e. horizon of node v does not necessarily contain the node v .) nor a symmetric relation.

3. Background

3.1. Modelling communication in software engineering research

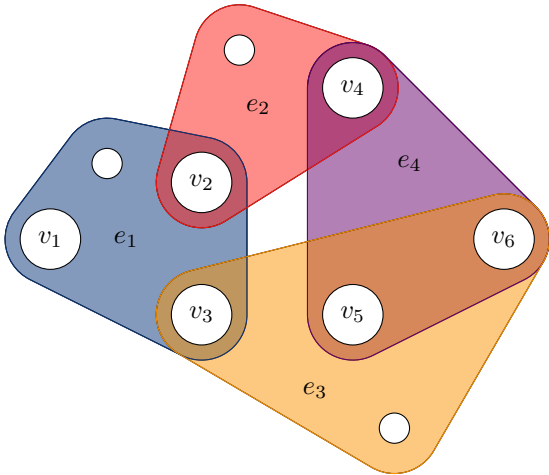
To the best of our knowledge, neither our modelling approach for communication using time-dependent hypergraphs nor the idea of network-encoded information has been investigated in software engineering research and other disciplines before.

Time-dependent hypergraphs are first applied in the research context of epidemiology [1]. Independent of us and in parallel to our work, Antelmi et al. first defined and used time-dependending hypergraphs to show the importance of time on disease diffusion. Neither the domain of epidemiology—information does not spread like viruses—nor representation of hyperedges map to our research: In their model, hyperedges refer to geo-locations which are constant over time and vertices to persons meeting at those geo-locations over time. Hyperedges in our model reflect the channels of the information exchange and are time-dependent.

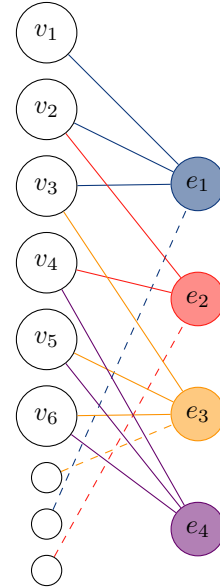
Software engineering research uses traditional graphs to model different types of information exchange and the networks that emerge from that communication. Herbold et al. identified in their systematic mapping study 182 studies researching various networks of developers modelled as graph [8]. We found in this large body of studies that all studies use time-aggregated graphs to model the interactions between developers. Those limitations make time-aggregated graphs incapable of rendering time-dependent phenomenons without introducing a large error by this simplification.

Lamba et al. used a multi-layered time-dependent graph for investigating the tool diffusion of 12 quality assurance tools within the *npm* ecosystem [9]—without explicitly using this terminology. Although there are several similarities to our work on the first sight, the used theory framework on the diffusion of innovations by Rogers does not apply on the general case of communication as Rogers states: Diffusion of innovations is “a special type of communication, in that the messages are concerned with new ideas. Communication is a process in which participants create and share information with one another to reach a mutual understanding.” [15] Since we are modelling communication in general, the theory framework by Rogers does not apply to our research. Therefore, we explicitly use the term information diffusion in this study.

Nia et al. investigated edge transitivity and the introduced error through the aggregation over time [11]. They showed for the mailings lists of three open-source projects (Apache, Perl, and MySQL) that the clustering coefficient and the 2-path counts are both robust to data aggregation across large intervals (over one year) even though such aggregation may lead to transitive faults. However, the results are only valid for time-aggregated systems. This implies that the findings do not apply to our research on



(a) An example time-varying hypergraph, a generalization of a graph which edges (so-called hyperedges) can link any arbitrary number of vertices (e.g., hyperedge e_3 connects four vertices). The spread of information from vertex v_1 to v_6 depends highly on the temporal order of the hyperedges: if $e_1 < e_2 < e_4 < e_3$ the diffusion path is $\{v_1, v_2, v_4, v_6\}$; if $e_1 < e_3$, the diffusion path becomes $\{v_1, v_3, v_6\}$; if $e_1 > e_2 \geq e_3$ no information can be spread because the path is not time-respecting.



(b) Any hypergraph can be transformed into an equivalent bipartite graph.

Figure 1: The impact of time-dependency on spreading processes.

and modelling of information diffusion as the spread of information is a highly dynamic, time-dependent process.

3.2. Simulation in software engineering research

Simulation is the experimentation with a simulation model, a purposeful abstraction of a real-world system. Those experiments would have been too complex, too expensive, too lengthy, or simply not possible or accessible otherwise. “Simulation models are like virtual laboratories where hypotheses about observed problems can be tested, and corrective policies can be experimented with before they are implemented in the real system.”[10].

Simulation models have been applied in different research fields of software engineering, e.g., process engineering, risk management, and quality assurance [10].

The role of simulations as an empirical method is still often subject to an ongoing debate. Stol and Fitzgerald, for example, positioned computer simulations in their ABC framework in a non-empirical setting because “while variables can be modelled and manipulated based on the rules that are defined within the computer simulation, the researcher does not make any new empirical observations of behavior of outside actors in a real-world setting (whether these are human participants or systems)” [16]. Without discussing the role of simulations to the empirical software engineering community to the extent they might deserve, however, we still argue for their suitability as an evidence-based approach in our context. We consider computer simulations as an empirical research method, though. Empirical research methods are “research approaches to gather

observations and evidence from the real world”[16]. Simulation models do not happen in the void but are derived from empirical observations. They are abstractions from the real world or system and make observations and evidence possible, which would be not possible with traditional experiments because they would be too expensive, dangerous, too long, or not accessible or possible at all. The abstraction from the real world is inherent to all empirical research methods. Obviously, like every measurement, the models come with certain accuracy and precision—with a certain quality. However, the quality of a research method does not decide on its empiricism. To avoid surreal models and ensure the quality of a model, the modelling is guided by quality assurance in verification and validation.

4. Modelling channel-based communication in software engineering

Communication is a complex and manifold process that changes over time. We need simulation models as a purposeful and simplified abstraction of such complex phenomena, imitating those complex real-world processes to enable measurability, gain insights, predict outcomes, and understand the mechanics.

A simulation model has two components: a conceptual model and a computer model [6]. A conceptual model is a (non-software) abstraction of the simulation model that is to be developed, describing objectives, inputs, outputs, content, assumptions, and simplifications of the model [14].

On the other hand, the computer model is a description of the conceptual model cast in software.

In the following subsection, we define, describe, and discuss the conceptual and computer model of our communication model for information diffusion.

4.1. Conceptual model

Communication, the purposeful, intentional, and active exchange of information among humans, does not happen in the void. It requires a channel to exchange information. A *communication channel* is a conduit for the exchange of information among communication participants.

Those channels are

1. *multiplexing*—A channel connects all communication participants sending and receiving information.
2. *reciprocal*—The sender of information also receives information and the receiver also sends information. The information exchange converges. This can be in the form of feedback, queries, or acknowledgments. Pure broadcasting without any form of feedback does not satisfy our definition of communication.
3. *concurrent*—Although a human can only feed into and consume from one channel at a time, usually multiple, concurrent channels are in use.
4. *time-dependent*—Channels are not available all the time; after the information is transmitted, the channels are closed.

Channels group and structure the information for the communication participants over time and content. The set of all communication channels over time forms a communication network among the communication participants.

For example, a communication channel is a merge (or pull) request in code review. A channel for a code review on a merge request begins with the initial submission and ends with the merge in case of an acceptance or a rejection. After the code review is completed, the channel is archived, and no further information can be exchanged. All participants of the review of the merge request feed information into the channel and, thereby, are connected through this channel and exchange information they communicate. The transmission of information is completed by closing the channel. A closed channel cannot be used for the exchange of information anymore. However, a closed channel is usually not deleted but archived and, therefore, available for passive information gathering. We consider this passive absorption of information from archived channels not as communication in our definition.

In software engineering – particularly for distributed development teams –, different communication mediums are applied to structure and group communication channels. A communication medium is the universe of all channels for a specific domain and purpose. Those communication mediums are usually tool-supported, for example, bug tracker, or code review. This allows researchers to

extract those networks with a high degree of coverage and completeness.

From the previous postulates on channel-based communication in software engineering, we derive the following conceptual model.

Each communication medium forms an undirected, time-varying hypergraph in which hyperedges represent communication channels. Those hyperedges are available over time and make the hypergraph time-dependent. Additionally, we allow parallel hyperedges—although unlikely, multiple parallel communication channels can emerge between the same participants at the same time but in different contexts⁴.

Such an undirected, time-varying hypergraph reflects all four basic attributes of channel-based communication:

- *multiplexing*—since a single hyperedge connects multiple vertices,
- *concurrent*—since (multi-)hypergraphs allow parallel hyperedges,
- *reciprocal*—since the hypergraph is undirected, information are exchanged in both directions, and
- *time-dependent*—since the hypergraph is time-varying.

In detail, we define our communication model for information diffusion to be a undirected, time-varying hypergraph $\mathcal{H} = (V, \mathcal{E}, \rho, \xi, \psi)$ where

- V is the set of all human participants in the communication as vertices
- \mathcal{E} is a multiset of sets $\mathcal{E} = \{A_1, \dots, A_m\}$ with $A_i \subseteq V$ ($A_i = A_j$ is permitted) of all communication channels as hyperedges,
- ρ is the *hyperedge presence function* indicating whether a communication channel is active at a given time,
- $\xi: E \times \mathcal{T} \rightarrow \mathbb{T}$, called *latency function*, indicating the duration to exchange an information among communication participants within a communication channel (hyperedge),
- $\psi: V \times \mathcal{T} \rightarrow \{0, 1\}$, called *vertex presence function*, indicating whether a given vertex is available at a given time, and
- \mathcal{T} is the observation window of the communication network.

⁴This makes the hypergraph formally a *multi-hypergraph* [13]. However, we consider the difference between a hypergraph and a multi-hypergraph as marginal since it is grounded in set theory: Sets do not allow multiple instances of the elements. Therefore, instead of a set of hyperedges, we use a multiset of hyperedges which allows multiple instances of the hyperedge.

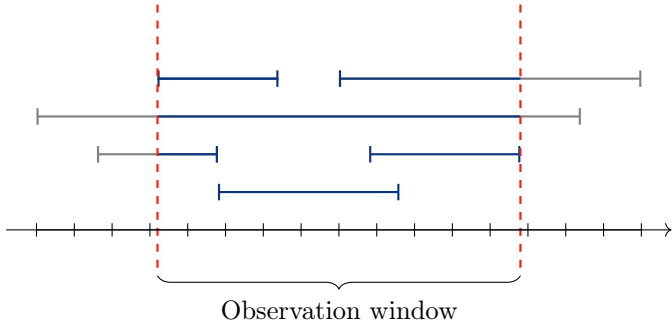


Figure 2: In an ongoing, continuous system, measurements are limited at the boundaries: The concurrent communication channels may have started before or ended after the observed time window. Due to the cut, this information is lost and leads to a blur at the edges of our measurements.

The spread of information is usually an ongoing, continuous process. As for any continuous, real-world process, we only can make assumptions about windowed observations of that phenomenon. The lifetime of our system is limited by this observation window: At the border of our observation windows, we have to live with some blur in our investigations: The communication may have started before or ended after our observed time window. Thus, we must define the lifetime of our model to be the observation window. Figure 2 demonstrates the problem of the observation window for an ongoing system.

Information can only be exchanged along the hyperedges in the right order: We follow the information time-respecting path in a temporal graph, the so-called *journey*. Of course, communication channels can also passively transmit information when one gathers information from an archived channel and learns from it. However, this does not leave a trace of information diffusion and, thus, cannot be modelled.

4.2. Computer model

For a broader tool-support and an efficient simulation code, we transform the time-varying hypergraph into the equivalent bipartite graph: The hypergraph vertices and hyperedges become vertices of the bipartite graph. Those vertexes of those disjoint sets are connected if a hypergraph edge was part of the hyperedge.

Identifying the horizon, the time-respecting reachability of a vertex u : $\{v \in V : u \rightsquigarrow v\}$ in such a bipartite graph can be implemented as a breadth-first search for neighbors of neighbors: only indirect neighbors representing humans can be informed, and therefore, reached, the hyperedges as direct neighbors are only considered indirectly for the horizon. The algorithm can be depicted as follows:

We implemented the algorithm in Python for bipartite graph modeled in the underlying Python graph package *networkx* [7]. The code is publicly available⁵.

To ensure that the computational model accurately represents the underlying mathematical model and its solution, we applied six quality assurance approaches in the model verification phase:

Code walk-throughs. We independently conducted code walk-throughs through the simulation code with three Python and graph experts.

High test coverage. The simulation code has a test coverage of about 99%.

Comprehensive documentation. We provide comprehensive documentation on the usage and design decisions to enable broad use and further development. We also followed the standard Python programming style guidelines PEP8 that leads to higher readability.

Publicly available. The simulation code and the data are publicly available under MIT license.

5. Simulation

This section describes the simulation of an arbitrary spread of information through code review at Microsoft. We measure the horizon of all nodes using our time-respecting computer model (model $M_{\mathcal{T}}$). The horizon of a vertex u is defined as the set of nodes $\{v \in V : u \rightsquigarrow v\}$ which can be reached from u .

The main purpose of this simulation is two-fold: We provide a proof of concept of our modelling approach and present a first validation by comparison to another model [5]. For this validation, we compare our time-respecting model $M_{\mathcal{T}}$ to an equivalent, but time-aggregated model $M_{\mathcal{A}}$. Through this comparison, the impact of time on the communication networks becomes shallow. Other dimensions of comparison are not considered⁶.

To make the two models comparable, we use the distribution of the per-node horizon cardinality which is

$$|\{v \in V : u \rightsquigarrow v\}|$$

for all nodes $u \in V$. The cardinality of the horizon reflects the number of nodes that can be reached from a given node and indicate the lower bound of valid paths in a graph—both crucial for any research on how information spreads in network.

In the following subsection, we present the comparison model, the model calibration using the code review data from Microsoft, and the results of the simulation comprising the two models.

⁶For example, 33.98 % of all code reviews at Microsoft involve more than two persons, and, thus, cannot be captured by classical graphs.

⁵<https://github.com/michaeldorfner/only-time-will-tell>

Algorithm 1: Time-respecting horizon of seed vertex s of a bipartite graph B .

Input : Time-varying bipartite graph $B = (V, \mathcal{E}, E, \psi_{\mathcal{E}})$ with $V \cup \mathcal{E}$
Seed node $s \in V$, seed time t

Output: A mapping $m : V \times \mathcal{T}$ for all node $v \in V$ reachable of s

$m \leftarrow$ initialize empty map
 $S \leftarrow$ initialize empty stack
push $s \rightarrow S$
update $t \rightarrow m(s)$

```
while  $S \neq \emptyset$  do
  pop  $S \rightarrow s$ 
  foreach  $n \in N(s) \subseteq \mathcal{E}$ 
    if  $m(s) < \psi_{\mathcal{E}}(n)$ 
      foreach  $n \in N(n) \setminus \{s\}$ 
        if  $n \notin m$  or  $\psi_{\mathcal{E}}(c) < m(n)$  then
          update  $\psi_{\mathcal{E}}(c) \rightarrow m(n)$ 
          push  $n \rightarrow S$ 
```

\triangleright for all direct neighbors (channels) of s do
 \triangleright is the neighbor reachable? then
 \triangleright for all indirect neighbors of s do

Algorithm 2: Time-ignoring horizon of vertex s of a bipartite graph B .

Input : Time-aggregated bipartite graph $B = (V, \mathcal{E}, E)$ with $V \cup \mathcal{E}$
Seed node $s \in V$

Output: A set R of all node $v \in V$ reachable of s

$R \leftarrow \emptyset$
 $S \leftarrow$ initialize empty stack
push $s \rightarrow S$
push $s \rightarrow R$

```
while  $S \neq \emptyset$  do
  pop  $S \rightarrow s$ 
  foreach  $c \in N(s) \subseteq \mathcal{E}$ 
    foreach  $n \in N(c) \setminus \{s\}$ 
      if  $n \notin R$  then
        push  $n \rightarrow R$ 
        push  $n \rightarrow S$ 
```

\triangleright for all direct neighbors (channels) of s do
 \triangleright for all indirect neighbors of s do

5.1. Comparison model

The comparison model $M_{\mathcal{A}}$ is a time-aggregated equivalent of $M_{\mathcal{T}}$: We remove all temporal information from the channels. The vertex horizon becomes static and does not consider time-respecting paths. Algorithm 2 depicts the horizon of a vertex s in a time-aggregated bipartite graph in pseudocode.

5.2. Model parametrization

We parametrize both models under evaluation with the empirical communication data from code review at Microsoft. Code review is a concurrent that is concurrent (as it is a non-blocking activity), multiplexing and reciprocal (as information are exchanged among reviewers, the code author or contributor, and all other participants), and time-dependent (as information can only be exchanged as long as the specific code review is open) channel-based communication. Code review, in general, has eminently suitable attributes for simulations on information diffusion:

- *Typical and unique to software engineering*—In contrast to communication which emerges from universal-purpose communication channels like e-mails, messengers, or IRC, code review is dedicated to reviewing code exclusively and typical for communication in software development. This does not imply that all information regarding software development is exchanged in code review, but – vice versa – all information exchanged in code review is related to software development.
- *High tool-coverage*—Modern code review is tool-based [2]. Tools like Gerrit, Phabricator, or the merge/pull requests in Gitlab or GitHub enable a convenient data extraction and ensure reliable data. This has two implications: Data extracted from those tools can be considered as complete, and their authentication and authorization mechanisms minimize the problem of matching person and identities which exists with distributed source code repositories.⁷

For the calibration data, we extracted all internal, human code review interactions tracked by Microsoft’s internal code review tool *CodeFlow* [3] backed by Azure DevOps service. Although not the only code review tool at Microsoft, it represents a large portion of the company’s code review activity. All non-human code-review participants and interactions are excluded. The dataset contains all human code review interactions from 2020-02-03 to 2020-03-01, inclusively, – corresponding to complete

⁷For example, the committer e-mail address in Git-versioned commits need not be the authenticated e-mail address of the code hosting system, such as GitLab or GitHub; a mapping from person to e-mail addresses is not easily possible and introduces fuzziness in the observation.

four calendar weeks. The underlying hypergraph contains 37103 vertices (developers) and 309740 hyperedges (communication channels) for both models. We made all code and data publicly available⁸.

5.3. Results

All statistical locations of the horizon cardinality (namely median, mean, min, and max) are significantly smaller in the time-respecting model $M_{\mathcal{T}}$ in comparison to the time-ignoring model $M_{\mathcal{A}}$. Figure 3 contrasts both reachability distributions.

For the time-ignoring model $M_{\mathcal{A}}$, the mean cardinality of the horizons of all nodes in our network is 29,660 vertices, the median is 33,172 vertices. This unequal distribution of reachability is caused by the symmetry characteristic of the horizon in (undirected) graphs: All vertices have the same horizon excluding the node. The largest component has 33,173 nodes, which is 89.4 % of all nodes due to the symmetry characteristic of the connected component in (undirected) graphs. All other connected components are significantly smaller: The second-largest component has 108 nodes (0.29 %).

The time-respecting model $M_{\mathcal{T}}$ draws a more fine-grained picture: In average 10,907 vertices (mean) and 11,652 vertices (median), respectively, can be reached. At most, 26,216 vertices (70.66 %) can be reached.

Figure 4 depicts the per-node difference of the time-ignoring and time-respecting horizon in both models $M_{\mathcal{A}}$ and $M_{\mathcal{T}}$. The horizons for all nodes differ between the horizon cardinality differ significantly. The horizon cardinality also differs in average for 18,752 vertices (mean) or 16,822 vertices (median). The largest per-node difference is 33,171 which is also maximum value: all nodes are reachable using the time-ignoring model but not a single node is reachable using the time-respecting model.

Both perspectives on the horizon confirm the large difference between the two models: The temporal order has a significant impact on the horizon and, thus, on the paths valid for information to diffuse. The time-ignoring model overestimates the available and valid paths in communication networks.

6. Implications

In this section, we highlight three implications of our novel model for channel-based communication.

6.1. Communication is a matter of time

The exchange of information is time-dependent. Not only the temporal order reflected by channels plays a crucial role for information to be spread, but participants may also join and leave the network—for some time or permanently. But the topology affects the function of the network [17].

⁸<https://github.com/michaeldorner/only-time-will-tell>

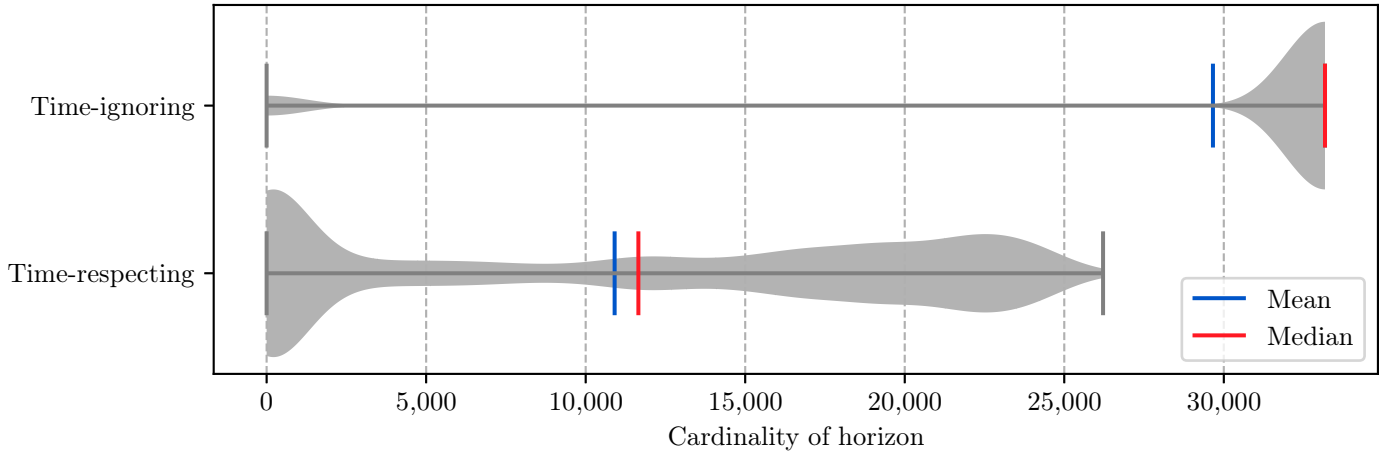


Figure 3: Distribution of all horizon cardinalities in our graph using the time-respecting model $M_{\mathcal{T}}$ and the time-ignoring model $M_{\mathcal{I}}$: All statistical locations (mean, median, min, and max) are significantly smaller when respecting time.

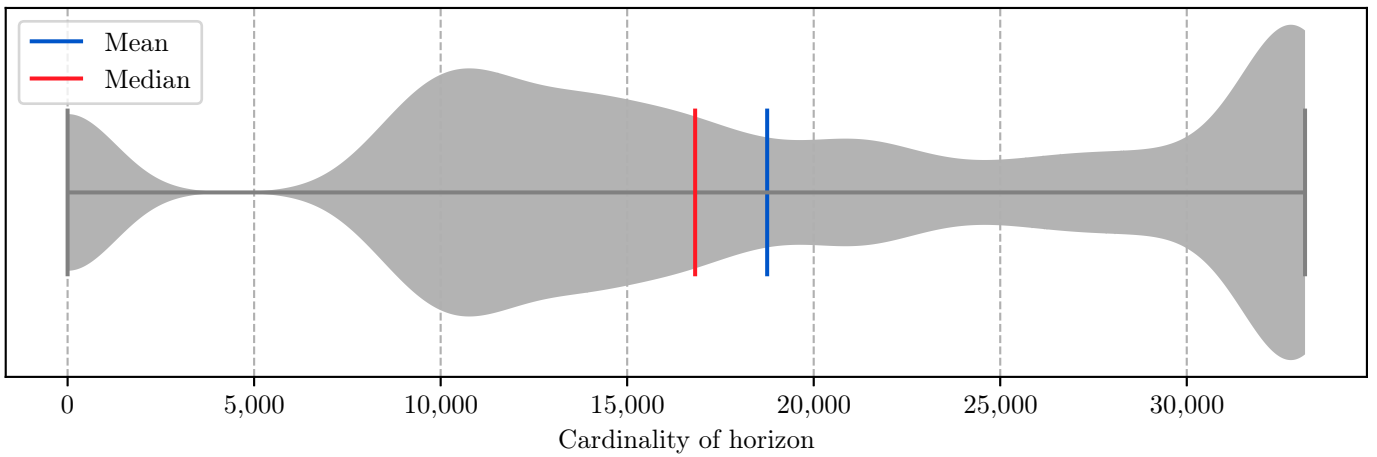


Figure 4: Distribution of the per-node difference of the time-ignoring and time-respecting horizon: All nodes differ in horizon cardinality significantly.

The information to be exchanged itself is highly time-dependent as well: Information gets less helpful if not delivered in time or simply outdated and invalid. A healthy communication network is able to filter and even forget this type of information. While a distinct forgetfulness is a potential threat, the capability of removing outdated and useless information by not spreading this type of information is inevitable in an age of overwhelming information (in size and velocity). The forgetfulness enables nodes to reconnect to adapt to new or changing environments, threats, and challenges.

6.2. More than connecting

This adaptability of the communication network implies that communication networks do not reflect the wires between communication participants only but contain the information and communication patterns that can be reused to solve future problems.

The nodes evaluate, store, filter, and pass on information. Thus, information diffusion in communication networks becomes a crucial aspect of communication as the spread transports information through time and (topological) distance. The information processing and spreading happen locally without a central instance but with a global impact. Information gets prioritized and distributed in a decentralized way. The temporal context is preserved.

This makes a communication network more valuable than the sum of all information encoded in the network.

6.3. A new research dimension

Communication in software engineering does usually not rely on a single communication medium. For different purposes at different stages in software development, various tools with different momentums and participant groups are used. Those communication networks overlap in their participants. Our model is able to capture such multi-layered networks comprising different communication media. Each communication network itself changes over time.

Along our model three orthogonal research dimensions on communication are available: sample, network, and time. Future research can either focus on

- a comparison of communication networks among different cases in the sample dimension or
- a holistic analysis of multi-layer communication network comprising a variety of communication within a given case in the network dimensions or
- longitudinal and time-dependent analysis analysis of the layers (i.e., communication media) along the time dimension.

Figure 5 gives an overview of the research dimensions sample, network, and time supported by our model. Those three research dimensions allow researchers to focus on different aspects of communication in software engineering.

7. Applications & future work

In this section, we take a closer look at the practical applications of the research enabled by our novel model.

7.1. Benchmarking

Similar to the questions partially addressed in this manuscript on the reachability of nodes in communication networks, other measurements are helpful to characterize and evaluate communication networks and their capabilities. Those measurements can be either use the perspective of the network, the nodes, or the information encoded in the network.

Network. Measurements on latency (how long it takes from one node to another), the throughput (the rate of successful information delivery over a communication channel), the information loss (the share of information lost during the transmission or in the network), the robustness and scalability (how is the network affected if we remove or add nodes) reveal the characteristics of a communication network. For multi-layer communication networks comprising a range of different communication media, the focus shifts from evaluating a single communication medium to a holistic perspective on communication in software engineering.

Nodes. The nodes in communication networks represent the participants. We assume that there are different types of nodes: nodes who feed new, network-external knowledge into the communication network, nodes that connect various communication networks in a multi-layer communication network, nodes with a distinct long or short-term memory, nodes that are able to spread information very fast and/or very broad, and many more.

Closely related is the capacity of a node: What characterizes an average developer in terms of her or his knowledge spreading capabilities. Those insights are essential for identifying information diffusion smells and patterns.

Information. Information to be fed into and retrieved from a communication network is manifold. Its structure, complexity, and importance differ. We believe that those attributes fundamentally influence how fast and wide the information is spread and how long it is persistent in the communication network. Future research must reveal what kind of information communication networks are suitable.

7.2. Communication patterns

In large-scale studies on communication, we can now identify *communication patterns*. A communication pattern is a regularity in a communication network. As such, the elements of a pattern repeat predictably. The pattern can be temporal (for example, reflecting release cycles or security breaches) or a topological phenomenon (involving specific nodes or groups).

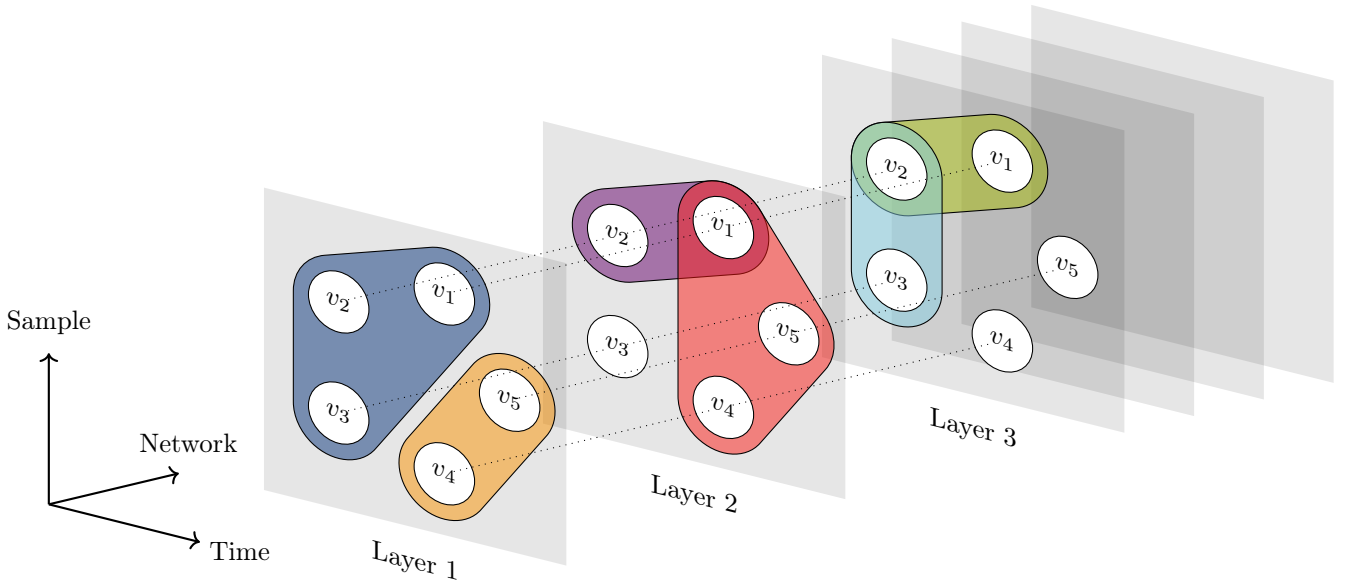


Figure 5: Our time-dependent modelling enables three research dimensions: horizontal studies along the time dimension, vertical studies along the sample dimension, and diagonal studies on the multi-layer structure of communication networks within a given sample case.

Those communication patterns classify communication and enable a vivid exchange of findings around communication. Identifying and classifying those patterns allows practitioners to understand, optimize, manage, and steer their information diffusion. New tools can be developed or existing tools can be optimized for better information encoding/decoding and an improved spread of information.

7.3. Information diffusion smells and information debt

In analogy to the code pendant, we expect different *information diffusion smells* to be identifiable in future research. An information diffusion smell is a symptom of impaired spread of information. While information diffusion patterns reveal topological or temporal regularities, information diffusion smells are outliers indicating an underlying problem in the spread of information.

Just like code smells contributing to technical debt [18], we argue that information diffusion smells indicate a contribution to *information debt*. Information debt reflects the implied cost of additional efforts caused by a delayed, outdated, incomplete, invalid, or otherwise limited information diffusion.

Due to the scope of our contribution, we highlight three examples of such information diffusion smells: information overload, information bottlenecks, and memory disorders.

- *Information overload*—When too much information is provided to the nodes of the networks, the network can congest and is therefore not able to perform as well as it could do. Although communication networks are distributed, decentralized information tools, crucial nodes with central importance for the information diffusion can emerge.

- *Information bottlenecks*—Although communication networks are distributed, decentralized information tools, crucial nodes with central importance for the information diffusion can emerge. Those nodes become a single point of failure. The removal of those nodes let collapse the communication network and structural holes emerge which hinder information from spreading.
- *Memory disorders*—We believe that we also will see patterns that indicate memory diseases like amnesia (the network forgets information although the information is essential) or compulsive information hoarding (no healthy forgetfulness, no filtering, no focus on important stuff).

7.4. IP and taxation

Communication networks contain a significant amount of non-trivial information and, therefore, intellectual property. Intellectual property exchanged in communication channels connecting associated enterprises (legal entities of the same organization in a different jurisdiction, i.e., countries) have a special implication for taxation: Transfer pricing regulations require this exchange of intangible properties to be not free of charge, but the prices should be the same as they would have been, had the parties to the transaction not been related to each other (the so-called *arm's length principle*). Our model enhanced with the organizational unit of each communication participant can identify channels potentially relevant for transfer price considerations and estimates a relative share of contributions of the total communication and, therefore, exchange of intellectual property within the company.

7.5. Ethical consideration

Although our research does not intend to trace and benchmark individual developers and persons, our model opens the door for it. The anonymization of the data is crucial but does not entirely prevent uncovering the identities. In particular, for information diffusion smells, which bases on statistical outlier detection, the identification of individuals becomes a severe ethical problem.

8. Conclusion

We present a model based on time-varying hypergraphs for modelling and analyzing communication networks in software engineering. The model overcomes two limitations of existing models: Communication is highly time-dependent and not necessarily bilateral.

Our model opens a new perspective on communication networks in software engineering: Communication networks as a distributed, decentralized, self-managing repository that encodes and decodes information needed for software engineering. For information encoding and decoding, information diffusion plays a central role in spreading information and, thereby, deliver the information from an information source to an information sink. The information diffusion, in particular, is highly time-dependent, as we showed in our simulation: Significantly fewer nodes are reachable and, therefore, significantly fewer paths are valid if time is considered. Ignoring time in communication networks introduces a large error since the time-ignoring model overestimates the available and valid paths within such communication networks.

The distributed, decentralized, self-managing way of encoding and decoding information promises to scale for large-scale, distributed software development. Artificial neural networks have shown how powerful networks can be for encapsulating information and forming decisions in an implicit, distributed way without central management.

Our model provides a solid foundation for future research and can be easily extended, for example with probability⁹. Our model can also be applied in other research beyond software engineering for new research on information-encoding communication networks.

Acknowledgments

We thank Darja Šmite for many fruitful discussions on distributed and decentralized software development and decision-making and Andreas Bauer and Ehsan Zabardast for their feedback which improved the simulation code greatly. This work was supported by the KKS Foundation through the SERT Research Profile project at Blekinge Institute of Technology.

⁹A time-varying (hyper)graph with an edge presence function $\rho: E \times \mathcal{T} \rightarrow [0, 1]$ or node presence function $\psi: V \times \mathcal{T} \rightarrow [0, 1]$ is called *random or probabilistic time-varying graph*.

Conflict of interest

The authors declare that there is no conflict of interest.

References

- [1] Antelmi, A., Cordasco, G., Spagnuolo, C., Scarano, V., 2020. A design-methodology for epidemic dynamics via time-varying hypergraphs. Proceedings of the International Joint Conference on Autonomous Agents and Multiagent Systems, AAMAS 2020-May, 61–69. doi:10.5555/3398761.3398774.
- [2] Bacchelli, A., Bird, C., 2013. Expectations, outcomes, and challenges of modern code review. Proceedings - International Conference on Software Engineering , 712–721doi:10.1109/ICSE.2013.6606617.
- [3] Bosu, A., Greiler, M., Bird, C., 2015. Characteristics of useful code reviews: An empirical study at Microsoft, in: IEEE International Working Conference on Mining Software Repositories, pp. 146–156. doi:10.1109/MSR.2015.21.
- [4] Casteigts, A., Flocchini, P., Quattrocioni, W., Santoro, N., 2012. Time-varying graphs and dynamic networks. International Journal of Parallel, Emergent and Distributed Systems 27, 387–408. URL: <http://www.tandfonline.com/doi/abs/10.1080/17445760.2012.668546>, doi:10.1080/17445760.2012.668546.
- [5] de França, B.B.N., Ali, N.B., 2020. The Role of Simulation-Based Studies in Software Engineering Research, in: Contemporary Empirical Methods in Software Engineering. Springer International Publishing, Cham, pp. 263–287. URL: http://link.springer.com/10.1007/978-3-030-32489-6_10, doi:10.1007/978-3-030-32489-6_10.
- [6] de França, B.B.N., Travassos, G.H., 2016. Experimentation with dynamic simulation models in software engineering: planning and reporting guidelines. Empirical Software Engineering 21, 1302–1345. URL: <http://dx.doi.org/10.1007/s10664-015-9386-4> <http://link.springer.com/doi/10.1007/s10664-015-9386-4>.
- [7] Hagberg, A.A., Schult, D.A., Swart, P.J., 2008. Exploring network structure, dynamics, and function using NetworkX. 7th Python in Science Conference (SciPy 2008) , 11–15URL: http://conference.scipy.org/proceedings/SciPy2008/paper_2/.
- [8] Herbold, S., Amirfallah, A., Trautsch, F., Grabowski, J., 2021. A systematic mapping study of developer social network research. Journal of Systems and Software 171, 110802. URL: <https://linkinghub.elsevier.com/retrieve/pii/S0164121220302077>, doi:10.1016/j.jss.2020.110802.
- [9] Lamba, H., Trockman, A., Armanios, D., Kästner, C., Miller, H., Vasilescu, B., 2020. Heard it through the Gitvine: an empirical study of tool diffusion across the npm ecosystem, in: Proceedings of the 28th ACM Joint Meeting on European Software Engineering Conference and Symposium on the Foundations of Software Engineering, ACM, New York, NY, USA. pp. 505–517. URL: <https://dl.acm.org/doi/10.1145/3368089.3409705>, doi:10.1145/3368089.3409705.
- [10] Müller, M., Pfahl, D., 2008. Simulation Methods, in: Guide to Advanced Empirical Software Engineering. Springer London, London, pp. 117–152. URL: http://link.springer.com/10.1007/978-1-84800-044-5_5, doi:10.1007/978-1-84800-044-5_5.
- [11] Nia, R., Bird, C., Devanbu, P., Filkov, V., 2010. Validity of network analyses in Open Source Projects, in: 2010 7th IEEE Working Conference on Mining Software Repositories (MSR 2010), IEEE. pp. 201–209. URL: <http://ieeexplore.ieee.org/document/5463342/>, doi:10.1109/MSR.2010.5463342.
- [12] Nicosia, V., Tang, J., Musolesi, M., Russo, G., Mascolo, C., Latora, V., 2012. Components in time-varying graphs. Chaos: An Interdisciplinary Journal of Nonlinear Science 22, 023101. URL: <http://aip.scitation.org/doi/10.1063/1.3697996>, doi:10.1063/1.3697996.

- [13] Ouvrard, X., 2020. Hypergraphs: an introduction and review URL: <http://arxiv.org/abs/2002.05014>.
- [14] Robinson, S., 2006. Conceptual Modeling for Simulation: Issues and Research Requirements, in: Proceedings of the 2006 Winter Simulation Conference, IEEE. pp. 792–800. URL: <http://ieeexplore.ieee.org/document/4117684/>, doi:10.1109/WSC.2006.323160.
- [15] Rogers, E.M., 2003. Diffusion of Innovations. Free Press, New York.
- [16] Stol, K.J., Fitzgerald, B., 2018. The ABC of Software Engineering Research. ACM Transactions on Software Engineering and Methodology 27, 1–51. URL: <http://dl.acm.org/citation.cfm?doid=3276753.3241743>, doi:10.1145/3241743.
- [17] Strogatz, S.H., 2001. Exploring complex networks. Nature 410, 268–276. URL: <http://www.ncbi.nlm.nih.gov/pubmed/11258382><http://www.nature.com/articles/35065725>, doi:10.1038/35065725.
- [18] Tufano, M., Palomba, F., Bavota, G., Oliveto, R., Penta, M.D., De Lucia, A., Poshyvanyk, D., 2017. When and Why Your Code Starts to Smell Bad (and Whether the Smells Go Away). IEEE Transactions on Software Engineering 43, 1063–1088. URL: <http://ieeexplore.ieee.org/document/7817894/>, doi:10.1109/TSE.2017.2653105.