

PARTIAL IDENTIFICATION OF MARGINAL TREATMENT EFFECTS WITH DISCRETE INSTRUMENTS AND MISREPORTED TREATMENT

SANTIAGO ACERENZA

Iowa State University - Department of Economics

ABSTRACT. This paper provides partial identification results for the marginal treatment effect (*MTE*) when the binary treatment variable is potentially misreported and the instrumental variable is discrete. Identification results are derived under different sets of nonparametric assumptions. The identification results are illustrated in identifying the marginal treatment effects of food stamps on health.

Keywords: treatment effects, instrumental variables, measurement error, partial identification. **JEL subject classification:** C21, C26.

1. INTRODUCTION

This paper provides partial identification results for the Marginal Treatment Effect (*MTE*) in the presence of measurement error in the treatment variable when only a discrete instrument is available. The discrete instrument case is relevant as many applications in the literature rely on binary instruments. The discrete nature of the instrument requires identification strategies to recover the *MTE* that differ from those explored in the previous literature with continuous instruments.

Researchers mostly work with self reported data from surveys, such data systematically present reporting problems that lead to measurement error of the treatment status and in consequence to bias in the treatment effect of interest. The combination of measurement error with discrete instruments has not been explored in the literature and it is a fairly common situation to encounter. The results in this paper are useful for identification of

Date: The present version is as of October 14, 2021. All errors are mine. The author would like to thank Désiré Kédagni and Otavio Bartalotti for their guidance; Nestor Gandelman, Joydeep Bhattacharya, Kyunghoon Ban, participants at the events of Sociedad de Economistas del Uruguay (SEU) and Seminars at Iowa State University for their useful comments; and Brent Kreider for sharing the data of the empirical application. Corresponding address: 180 Heady Hall, 518 Farm House Lane, Ames, IA, 50011, USA. Email address: acerENZA@iastate.edu.

MTE (which can itself be used to recover average effects or policy relevant effects) in the presence of the two previously mentioned problems for identification.

In most cases, researchers observe a discrete (often binary) instrument such as assignment to treatment. In these cases, point identification of the *MTE* (even without measurement error) is not possible relying only on the standard assumptions of instrument exogeneity and relevance (See for example Brinch et al. (2017)). In this paper under a set of restrictions on the severity of measurement error and different type of shape and support restrictions we provide partial identification results for the *MTE* in the presence of measurement error when a discrete instrument is available.

The *MTE* can help reveal the heterogeneity in the treatment effect. The usual parameters of interest can be recovered as weighted averages of *MTE*. In particular, the *MTE* is relevant in recovering Policy Relevant Treatment Effect parameters (*PRT*Es), Average Treatment Effect (*ATE*), Average Treatment on the Treated (*ATT*), Average Treatment on the Untreated (*ATU*), Local Average Treatment Effects (*LATE*), etc. See Heckman and Vytlacil (2005), Heckman et al. (2006), who show the link between the *MTE* and those parameters via properly weighting the *MTE*.

To explain the relevance and intuition of this parameter consider the example in Carneiro et al. (2011) about college attendance and wages. The *MTE* reflects the return to college attendance across different latent levels of the cost of going to college. As a consequence, this parameter can be used to understand the heterogeneity of college effects on wages and employment, this knowledge can, then, be used to optimally design policies focusing on college affordability. In contrast with the standard model of education returns, the *MTE* allows returns to schooling to vary across individuals and to be correlated with the amount of schooling the individual takes. In terms of the traditional Mincer equation, $Y = a + bD + e$ (where Y is log wage and D is college attendance), in the *MTE* context b can be interpreted as a random coefficient potentially correlated with D in contrast with an exogenous fixed parameter. These changes have consequences for the way we conduct policy analysis. In the model with varying returns, there is no single average return that summarizes the distribution of returns to schooling in the population. For example, the individual at the margin between schooling or not may have very different returns from all the infra-marginal individuals. In this context, standard instrumental variables estimates of the returns to schooling estimate *LATE*, which does not in general correspond to the return to the marginal person (who is more likely to be affected by policies on schooling than anyone else in the economy). Furthermore, different policies may affect different groups of

individuals. The *MTE* allows b to vary across individuals and to be correlated with D ¹ since individuals self select into college based on their own perceived benefit of attending college and on costs (V). It is possible that individuals who find college attendance costly are the ones that get less benefits from education since this cost may be correlated with their underlying ability (U). This reflects that there is heterogeneity and we might expect agents with the highest returns to schooling in their wages ($Y_1 - Y_0$) to be more likely to enroll in higher levels of schooling.

To achieve partial identification, we introduce different ways of recovering the *MTE* using nonparametric restrictions. Among the nonparametric restrictions we present two identification routes i) monotonicity of the marginal treatment effects ($E[Y_1 - Y_0|V = v]$) in the unobservable (v) and support conditions on Y , and, ii) smoothness conditions on the marginal treatment responses ($E[Y_d|V = v]$). To deal with the misreporting of the binary treatment, the analysis relies on treating the unconditional probability of misreporting as given.² This can be either interpreted as the researcher having prior knowledge on the possible value of the misclassification rates or as a sensitivity analysis tool where the researcher allows for the possibility of misclassification up to certain level. In the different identification strategies used, relevance and independence of the instrument are required.

The results of this paper are relevant since it is often true that researchers have access to an instrument with discrete variation (for example assignment to a treatment via an institutional rule) and is also true that misreporting is a common problem in survey data which is one of the main sources of empirical research.

Empirical research often entails a measurement error problem combined with endogeneity and heterogeneity. Ura (2018) documents in his work, as an example of this, that there is a substantial measurement error in educational attainments in the 1990 U.S. Census. At the same time, educational attainments are endogenous as treatment variables in return to schooling analyses, because among other possibilities unobserved individual ability affects both schooling decisions and wages. Labor supply response to welfare program participation, in which the outcome is employment status and the treatment is welfare program participation is subject to similar issues. Self-reported program participation in survey

¹To be more specific, the determination of wages (Y or in potential notation Y_d) depends on observable covariates. Additionally, individuals with different levels of education have different wages. Also wages are determined by unobservable components (say U). Then, we can say wages are a function of education, observed covariates and unobservable components like ability that are captured by U .

²One could alternatively take the results from this paper and assume a known upper bound of this probability and take the union of the bounds derived here.

datasets can be misreported as stated by Hernandez and Pudney (2007). The psychological cost of welfare program participation affects job search behavior and welfare program participation simultaneously. Welfare stigma may discourage individuals from participating in a welfare program, and, at the same time, affect an individual’s effort in the labor market. Moreover, the welfare stigma gives welfare recipients some incentive not to reveal their participation status to the surveyor, which causes endogenous measurement error. In a job training program setting, something similar to the returns to schooling case happens. Self-reported completion of job training program is subject to measurement error.

1.1. Related literature. This subsection lists some of the relevant papers related to the current research paper based on their connections to different aspects of the problem. Namely, misreporting, partial identification, endogeneity, marginal treatment effects.

1.1.1. Partial identification of $LATE$, MTE and ATE with endogenous misreported binary treatments and heterogeneous effects. Ura (2018) using a binary instrumental variable, derives bounds for $LATE$ with a binary misreported treatment when an instrument is available and monotonicity of the true (not observed) treatment in the instrument holds. Identification is achieved by exploiting the relationship between the probability of being a complier and the total variation distance³ between people assigned to treatment and the ones that are not. The underidentification for $LATE$ is a consequence of the underidentification for the size of compliers; with no measurement error, one could compute the size of compliers based on the measured treatment and, therefore, $LATE$ would be the Wald estimand. The total variation distance plays a key role in determining the sharp identified set in Ura (2018). First, it measures the strength of the instrumental variable, when the total variation distance is positive, the identified set of $LATE$ is a strict subset of the whole parameter space, which implies that Z has some identifying power. Secondly, as showed in Ura (2018) lemma 3, the total variation distance is a lower bound for the proportion of compliers which is the under-identified element in the presence of measurement error. Tommasi and Zhang (2020) extend Ura (2018)’s results for the case where the instrument can take multiple discrete values. Acerenza et al. (2021) focus on bounding the marginal treatment effects when

³The total variation distance between two probability measures P and Q on a sigma-algebra \mathcal{F} of subsets of the sample space Ω is defined via $\delta(P, Q) = \sup_{A \in \mathcal{F}} |P(A) - Q(A)|$. It can alternative be defined for probability measures that have densities to be $\frac{1}{2} \int |p - q| d\nu$ where ν is a measure dominating both probability measures. In the context of Ura (2018) paper the total variation distance calculated is $TV_{Y,D} = \frac{1}{2} \int \left(\sum_{d=0,1} |f_{y,d|Z=1}(y, d) - f_{y,d|Z=0}(y, d)| \right) d\nu$ where $f_{y,d|z}$ is the joint density of the observed outcome variable and the observed treatment variable conditional on the value of the instrument.

there is a continuous instrument. Kreider et al. (2012) using auxiliary information about the possibility of misreporting and under different combinations of outcome, treatment and instrumental monotonicity bounds the ATE for a binary outcome. Possebom (2021) focuses on partially identifying the MTE with a continuous instrument and imposing sign and functional relationships between the derivatives of the true propensity score and the observed one with respect to the continuous instrument.

This current paper complements the previously mentioned papers. Fundamentally this paper focuses on identifying the MTE when discrete instruments are available. Such a task requires different set of assumptions compared to the ones used to recover either directly ATE , $LATE$ or MTE with continuous instruments. We complement Ura (2018), Kreider et al. (2012) and Tommasi and Zhang (2020) because we are interested in identifying MTE (which can then be used to achieve identification of $LATE$ and ATE) instead of the $LATE$ and ATE . It is also complementing Acerenza et al. (2021) since their analysis relies on the continuity of the instrument. It is worth noticing that it is more common to observe discrete (mostly binary) instruments such as random selection to receive treatment like in medical studies, or random selection to receive a treatment conditional on covariates in social sciences (e.g. Supplemental Nutrition Assistance Program, SNAP). We complement Possebom (2021) since we provide an alternative set of assumptions to identify the MTE and also we are focusing on a discrete instrument.

1.1.2. *Identification of identification of treatment homogeneous effects with exogenous misreported treatments.* This paper is also related and complements existing papers that focused on identification in the absence of unobserved heterogeneity. Lewbel (2007), Hu (2008) and Mahajan (2006) used an instrumental variable to correct for measurement error in discrete homogeneous treatment framework and achieve point identification of the average treatment effect while assuming true unobserved treatment exogeneity.

For an exogenous misreported treatment Aigner (1973) used an instrumental variable to achieve identification. Similarly but with an endogenous treatment there is the work of DiTraglia and García-Jimeno (2019). For more examples on this framework as well as with continuous treatments instead of binary ones see Ura (2018) paper and references therein. The current paper complements this strand of the literature by focusing on unobserved heterogeneity and by relaxing the assumption of non differential measurement error (more on this assumption bellow).

1.1.3. *Other results from the partial identification literature.* Kreider and Pepper (2007) and Imai and Yamamoto (2010) get bounds for the average treatment effect in the case of a misreported binary regressor utilizing the knowledge of the marginal distribution for the true treatment. Those papers, obtain from auxiliary data sets the marginal distribution for the true treatment. Molinari (2008) addresses the problem of data errors in discrete variables. When data errors occur, the observed variable is a misreported version of the variable of interest, whose distribution is not identified. The approach is based on the observation that in the presence of misreporting errors, the relation between the distribution of the true but unobservable variable and its misreported representation is given by a linear system of simultaneous equations, in which the coefficient matrix is the matrix of misreporting probabilities. Another strand of related papers focuses on misreporting of the instrument. Chalak (2017) investigated the consequences of measurement error in the instrumental variable instead of the treatment and discussed the interpretation of various estimands (Wald, Instrumental variable: IV, local instrumental variable: LIV) when the true instrument is valid, but misreported. In this setting the *MTE* is not identified. Under distributional assumptions between the true instrument and the proxy Chalak (2017) can recover the sign of the *MTE*. In the context of the true instrument being invalid and misreported Kédagni (2019) derive sharp bounds on the local average treatment effect using results from Henry et al. (2014).

1.1.4. *Identifying marginal treatment effects with discrete instruments.* Brinch et al. (2017) show how a discrete instrument can be used to identify the marginal treatment effects under a functional structure that allows for treatment heterogeneity among individuals with the same observed characteristics and self-selection based on the unobserved gain from treatment. This paper builds upon Brinch et al. (2017) results by considering the case with (endogenous) misreporting and more flexible restrictions (such as shape restrictions instead of parametric assumptions) at the cost of losing point identification.

The second one is Mogstad et al. (2018) which using the observed instrumental variables estimates develop a linear programming approach to recover policy relevant treatment effects such as the *MTE*. This paper differs from it by finding analytical bounds under the different smoothness and shape restrictions. Such bounds permit to have a first hand insight on how the assumptions are aiding identification. Estimation of the analytical bounds is simple since it can be performed using their respective sample analogs. Additionally Mogstad et al. (2018) do not allow for the possibility of the treatment to be misreported while here is allowed. In the presence of misreporting, the results from Mogstad et al. (2018) do not

apply directly while the ones derived here do. In the case of no misreporting our bounds remain valid, in that sense our results complement the ones from Mogstad et al. (2018) and Brinch et al. (2017).

1.2. Outline of the paper. The rest of the paper is organized as follows, section 2 introduces the main framework and assumptions. Section 3 shows the main identification results. Section 4 illustrates the identification results with a numerical example. Section 5 has an application of the identification results to Kreider et al. (2012). Section 6 concludes. Additional non analytical results on partial identification without additional shape restrictions extending Mogstad et al. (2018) are included in appendix A. Appendices B and C discuss asymptotic inference for the *ATE*. Appendix D shows in detail how to partially identify the propensity score as in Acerenza et al. (2021).

2. ANALYTICAL FRAMEWORK

Consider the following framework (Acerenza et al. (2021), Heckman et al. (2006) and Heckman and Vytlacil (1999)):

$$\begin{cases} Y &= Y_1 D + Y_0(1 - D) \\ D &= \mathbb{1}\{p(Z) - V \geq 0\} \\ D^* &= D(1 - \varepsilon) + (1 - D)\varepsilon \end{cases} \quad (2.1)$$

Where Y is an outcome variable that can be discrete, continuous or mixed. The potential outcomes are denoted by Y_d which is the outcome realization for when treatment $D = d$, $D = \{0, 1\}$ is a binary unobserved endogenous treatment. Let $Z \in \mathcal{Z} = \{z_0, z_1, \dots, z_k\}$ be a discrete instrument,⁴ V is a latent scalar random variable normalized to be uniformly distributed between $(0, 1)$. D^* is a misreported binary proxy of D , the true unobserved treatment status. $\varepsilon \in \{0, 1\}$ is a random variable indicating the presence of misreporting or not. The vector (Y, D^*, Z) is the observed data while $(Y_1, Y_0, D, \varepsilon, V)$ are latent (unobserved). In the rest of the document small case letters denote realizations of the respective random variables.

Object of interest: In this paper we care about identifying the $MTE(v^*)$ which is the marginal treatment effect at a particular level $V = v^*$, more precisely it is defined as $E[Y_1 - Y_0|V = v^*]$.

⁴The results will focus on the binary z case but the generalization is natural for more than two values of z .

To identify the *MTE* in this context, we introduce baseline assumptions which then will be aided by a additional assumptions. The baseline assumptions are:

Assumption 1 (Random Assignment and Absolute Continuity). *The following two conditions hold:*

- (1) $Z \perp\!\!\!\perp (Y_d, V, \varepsilon)$ for all $d = (0, 1)$.
- (2) *The distribution of V is absolutely continuous.*

The previous assumption and the model structure makes innocuous to say that V is uniform between $[0, 1]$ and that $p(Z) = P(D = 1|Z)$.

Assumption 2 (Relevance). *Let Z be such that for any $z \in \mathcal{Z}$:*

- (1) $1 > p(z) > 0$.
- (2) $p(z) \neq p(z')$ for any $z, z' \in \mathcal{Z}$.

Assumption 1-2 include the instrument independence and validity assumption as in Heckman and Vytlacil (1999), Heckman et al. (2006) among others. Assumption 1 requires that Z be a valid instrument, in the sense that it is statistically independent of the unobservables in the selection equation and the outcome equation. The assumption also implies that misreporting is independent of the outcome conditional on the true treatment. This assumption was used in Acerenza et al. (2021). This assumption does not require the measurement error to be non-differential, that is conditional on the unobserved heterogeneity that drives the selection into treatment, misreporting is independent of the potential outcomes. Non-differential measurement error combined with assumption 1 imply that misreporting is independent of the outcome conditional on the true treatment which is in general restrictive. Note that the measurement error can still depend on z but this is through the true treatment since $D^* = D + (1 - 2D)\varepsilon$. Assumption 1 is restricting the indicator of existence of measurement error to be independent of z but not the measurement error itself. Assumption 2 requires the existence of an instrument that shift the probability of selection into treatment.

Now we introduce the working example that will help to interpret the assumptions and results through the rest of the document.

Example. *The researcher is interested in measuring marginal returns of receiving SNAP (see details in 5) on food security. It is well documented that under reporting of SNAP exists. In this case, the variable Y is a binary outcome of being food secure, and D is the*

true indicator for being a SNAP recipient. The variable Z is the indicator of having certain assets in the household or having cars exempt from an asset test that recipients have to complete (see Kreider et al. (2012) and references there in).

The latent variable V could be interpreted as the stigma cost of SNAP as in Moffitt (1983). As stated by Contini and Richiardi (2012) stigma is acknowledged as one of the determinants of welfare participation and there is wide evidence that it negatively affects take-up rates.

Let Y_1 be the potential food security status for someone on SNAP, and Y_0 the same but for some that does not receive it. Y_d can be correlated with the stigma cost V . As noted by Palar et al. (2018) internalized stigma may lead to food insecurity if it causes or intensifies isolation from social support systems that would allow access to food. Additionally, as stated by Earnshaw and Karpyn (2020) stigma manifestations lead to food inequities through a series of mediating mechanisms experienced and enacted by targets of stigma that undermine healthy food consumption, contribute to food insecurity, and ultimately impact diet quality. In that sense, psycho-social processes represent ways that individuals respond to stigma, which ultimately shape their food selection, purchasing, and consumption behaviors. Enacted and anticipated stigma are characterized as significant stressors, and individuals may cope with these stressors through unhealthy eating behaviors or irrational choices that increases the likelihood of food insecurity.

The variable D^* is the individual's reported (observed) indicator for SNAP reciprocity. In this context the last part of assumption 1 is consistent with saying that the stigma cost is also determining the misreporting behaviour of the individual say $\varepsilon = \mathbb{1}\{f(V) \geq e\}$, if the function of the stigma cost is big enough to pass some threshold e the individual chooses to misreport consistent with Hernandez and Pudney (2007). Additionally, the assumption is consistent with random misreporting, one could think that individuals make errors when answering the survey question about SNAP reciprocity with no intention. In such case $\varepsilon = \mathbb{1}\{f(\eta) \geq 0\}$ where $\eta \perp\!\!\!\perp V, Y_d$.

Besides the previously mentioned baseline assumptions, the following two different set of assumptions are introduced.

2.1. Monotonicity and Bounded support.

Assumption 3 (Regression dependence/ Monotonicity). $E[Y_1 - Y_0|V = v]$ is either positive regression dependent or negative regression dependent. Which means, for any $v_1 > v_2$ either $E[Y_1 - Y_0|V = v_1] \geq E[Y_1 - Y_0|V = v_2]$ or $E[Y_1 - Y_0|V = v_1] \leq E[Y_1 - Y_0|V = v_2]$.

Assumption 4 (Bounded Support). The support of Y_d is bounded above and below by known elements Y_{ud}, Y_{ld} respectively.

Assumption 3 is imposing constraints on the behaviour of the potential outcomes and the unobserved element V . The assumption specifies the direction of the unobserved component with the outcome variable. Similar assumptions were used in Jun et al. (2011), Kédagni and Mourifié (2014), Chesher (2005). The concept was also discussed by Lehmann (1966) and Balkrishnan and Lai (2009). It can be assumed the regression dependence is positive. The results for negative regression dependence are symmetric.

Such assumption is consistent for example with linear specifications of the MTE such as $E[Y_d|V = v] = \mu_d + a_d v$ and thus $MTE(v) = \mu + av$ or quadratic ones such as $E[Y_d|V = v] = \mu_d + a_d v + \beta_d v^2$ and thus $MTE(v) = \mu + av + \beta v^2$ where either $a \geq -2\beta v$ or $a \leq -2\beta v$ for every v .

Example (Continued). In the context of SNAP this would mean that the underlying cost of receiving it is related with the underlying unobservable part of my health in a monotonic way. In this sense we could say that if taking SNAP has a psychological cost due to stigma such costs should be monotonically related with the effect stigma has on food insecurity.

Assumption 4 can be seen as a generalization of the one implicitly used in Kreider et al. (2012) where they bound the average treatment effects for a binary Y with an endogenous and misreported treatment. In some settings this assumption is trivial (for example, a binary Y like in the food security case or a discrete ordered Y such as a 0-10 happiness index), in other cases this assumption can be considered as an educated guess that the researcher has on the behaviour of Y (or that can be used for sensitivity analysis). Also, this can be determined from auxiliary information. For example, if Y is wages of educated males, one can check the census to have an idea of the potential lower and upper bounds.

2.2. Smoothness. This approach has the same spirit of Kim et al. (2018). Kim et al. (2018) introduce smoothness conditions for $E[Y_d|D = d]$ to bound the ATE without an instrument and without treatment exogeneity. In this case we can build over their insight to provide bounds for the MTE using similar smoothness conditions.

Assumption 5 (Smoothness). *There exists known constants, $b_1, b_0 > 0$ such that for any pairs $v_1 \neq v_2$ in the support of V :*

$$-b_1|v_1 - v_2| \leq E[Y_1|V = v_1] - E[Y_1|V = v_2] \leq b_1|v_1 - v_2| \quad (2.2)$$

$$-b_0|v_1 - v_2| \leq E[Y_0|V = v_1] - E[Y_0|V = v_2] \leq b_0|v_1 - v_2| \quad (2.3)$$

Or more generally:

$$-b|v_1 - v_2| \leq E[Y_d|V = v_1] - E[Y_d|V = v_2] \leq b|v_1 - v_2| \quad (2.4)$$

Where $b = \max\{b_0, b_1\}$

The previous assumption states the degree of smoothness of the marginal treatment responses ($E[Y_d|V = v]$). Generally speaking, we may interpret our identification analysis in this section as a conditional one indexed by b . Furthermore, we may conduct a sensitivity analysis by looking at different values of b . The parameter b is the Lipschitz constant which serves as a measure of smoothness. In this case we are assuming a maximum level of smoothness between both possible functions and using such as the measure used in the partial identification analysis.

Assumption 5 is restricting the functional form for the marginal responses, but considering all possible functionals in the Lipschitz family with smoothness parameter b or smaller instead of a particular parametric family (like for example linear functions). It is stating the degree of smoothness of the potential responses without assuming a particular functional form of it. In this sense $E[Y_d|V = v]$ could be for example linear $E[Y_d|V = v] = \mu_d + a_d v$ (in which case $b = a_d$) or quadratic $E[Y_d|V = v] = \mu_d + a_d v + c_d v^2$ (in which case $b = a_d + 2c_d$) among different possibilities.

The following remark adapted from Kim et al. (2018) is in place.

Remark 1. *An alternative way of bounding the rate of change in the marginal treatment responses is to impose further global restrictions in addition to monotonicity such as concavity. The approach used in this paper imposes restrictions directly on the rate of change in its nature, whereas the combination of concavity and monotonicity restricts the rate of change indirectly.*

More generally one could say $b'|v_1 - v_2| \leq E[Y_d|V = v_1] - E[Y_d|V = v_2] \leq b|v_1 - v_2|$ as stated by Kim et al. (2018), furthermore, letting $b' = 0$ and saying $E[Y_d|V = v_1] - E[Y_d|V = v_2] \leq b|v_1 - v_2|$ for $v_1 > v_2$ would be combining monotonicity of the treatment responses with assumption 5. More precisely:

Assumption 6. *There exists known constants, $b_1, b_0 > 0$ such that for any pairs $v_1 \geq v_2$ in the support of v :*

$$0 \leq E[Y_1|V = v_1] - E[Y_1|V = v_2] \leq b_1(v_1 - v_2) \quad (2.5)$$

$$0 \leq E[Y_0|V = v_1] - E[Y_0|V = v_2] \leq b_0(v_1 - v_2) \quad (2.6)$$

Or more generally:

$$0 \leq E[Y_d|V = v_1] - E[Y_d|V = v_2] \leq b(v_1 - v_2) \quad (2.7)$$

Where $b = \max\{b_0, b_1\}$

Example (Continued). *In the context of SNAP which is a binary treatment and food security which is a binary outcome, one could model the relationship using a bivariate probit model. Nevertheless, this can be restrictive since it is implying a known joint distribution of the unobservables and a parametric index structure. Alternatively one could choose to allow for all the models with $b \leq 0.5$. This is consistent with the bivariate probit models but also allows for more generality by relaxing the normality assumption.*

2.3. Identification breakdown and connection to previous work. Note that following Heckman et al. (2006) and their standard assumptions (1-2 above), without further restrictions the *MTE* at the level of heterogeneity v^* ($E[Y_1 - Y_0|V = v^*]$) is not identified in this setting with discrete instruments and a miss-measured treatment.

From standard results we get:

$$E[Y|Z = z] = \int_0^{p(z)} E[Y_1|V = v]dv + \int_{p(z)}^1 E[Y_0|V = v]dv$$

$$E[Y|Z = z] - E[Y|Z = z'] = \int_{p(z')}^{p(z)} E[Y_1|V = v] - E[Y_0|V = v]dv$$

The first equation is showing that the observed conditional expectation of the outcome variable of interest is a combination of the share of individuals from which at that particular level of $p(z)$ (and thus of z) decided to take the treatment (all those with v between 0 and $p(z)$, recall V is normalized to be uniform) and those who decided not to take the treatment (all those with v between $p(z)$ and 1). This is revealing how the observed effect is a combination of marginal responses since different individuals with different level of v will decide to self select into taking the treatment (thus Y_1) and others not to take it (thus Y_0). The second equation is taking the difference of the first equation for any two values of the instrument giving a connection between the observed shift in Y caused by changes in z

and the underlying treatment effect for all the individuals affected by such a change of the instrument.

For any given z , say z' we can get:

$$\begin{aligned} P[D^* = 1|Z = z'] &= P[D = 1|D^* = D, Z = z']P[D^* = D|Z = z'] \\ &+ P[D^* = 1|D^* \neq D, Z = z']P[D^* \neq D|Z = z']. \end{aligned} \quad (2.8)$$

Where the first equality is because we are conditioning on $D^* = D, D^* \neq D$ and applying the properties of probabilities. This last equation reflects the observed probability conditional on z' equals the share of individuals who at that particular z' report correctly multiplied by the probability of reporting correctly plus the same quantity for those who report incorrectly.

The previous two expressions depend on unobserved components. While $E[Y|Z = z], P[D^* = 1|Z = z]$ are observed, $P[D^* = D|Z = z], P[D = 1|D^* = D, Z = z]$ and $p(Z)$ are not, which without further assumptions do not allow for identification.

If $p(z)$ was observed and z was continuous, then the $MTE(v^*)$ would be identified as: $\frac{\partial E[Y|P(Z)=v^*]}{\partial v^*} = \frac{\int_0^{v^*} E[Y_1|V=v]dv + \int_{v^*}^1 E[Y_0|V=v]}{\partial v^*} = E[Y_1|V = v^*] - E[Y_0|V = v^*]$. So this displays the two main identification challenges, the non continuity of z and the fact that $p(z)$ is not observed. MTE is not identified because we don't know $p(z)$ and even if we did is not continuous (since Z is discrete).

Before proceeding to the identification results it is worth to show the main elements of the current work and how they differentiate from previous identification results of marginal treatment effects with discrete instruments. It is also relevant to show how the misreporting plays a role.

From the observed data if there is no misreporting from assumptions 1-2 one can identify:

$$\begin{aligned} E[YD|Z = z] &= E[Y_1 \mathbb{1}\{p(Z) - V \geq 0\}|Z = z] = E[Y_1|p(z) - V \geq 0, Z = z]p(z) \\ &= E[Y_1|p(z) - V \geq 0]p(z) = \int_0^{p(z)} E[Y_1|V = v]dv \end{aligned}$$

Where the first equality comes from the definition of the model, the second one from the laws of probability, the third one by independence of Z from Y_1, V and the last one from the properties of conditional expectations and the normalization that V is marginally uniform.

Similarly we have:

$$E[Y(1 - D)|Z = z] = \int_{p(z)}^1 E[Y_0|V = v]dv$$

Which then implies the equality expressed at the beginning of this subsection:

$$E[Y|Z = z] = \int_0^{p(z)} E[Y_1|V = v]dv + \int_{p(z)}^1 E[Y_0|V = v]dv \quad (2.9)$$

Without misreporting the propensity score $p(z)$ is identified and given assumptions 1-2 index sufficiency holds and thus $E[YD|Z = z] = E[YD|p(Z) = p]$. So we can rewrite the previous equalities as functions of p instead of z . Where $p = p(z)$

In this context without differentiability of p the key insight from Brinch et al. (2017) is to introduce parametric restrictions that for example say that $E[Y_d|V = v] = \mu_d + a_d v$ and thus $E[Y_1 - Y_0|V = v] = \mu + av$, where $\mu \equiv \mu_1 - \mu_0$ and $a \equiv a_1 - a_0$. Additionally define $c = \mu_0 + \frac{a_0}{2}$. In this case we then get:

$$\begin{aligned} E[YD|p(Z) = p] &= \mu_1 p + \frac{a_1}{2} p^2 \\ E[Y(1 - D)|p(Z) = p] &= \mu_0(1 - p) + \frac{a_0}{2}(1 - p^2) \\ E[Y|p(Z) = p] &= c + \mu p + \frac{a}{2} p^2 \end{aligned}$$

Then from $E[YD|p(Z) = p]$ for different values of p (at least 2 which is enough with a binary instrument) we can solve for μ_1, a_1 . Similarly for a_0, μ_0 from $E[Y(1 - D)|p(Z) = p]$.

Note that then given the marginal treatment responses $E[Y_d|V = v]$ are identified so it is the *MTE* as their difference.

One might not be willing to assume particular parametric specifications since they are restrictive. One of the contributions of this current work is relaxing such restrictions and still be able to recover tractable expression for the bounds of the $MTE(v^*)$.

A final comment before moving to the next section is about the connection of the current work with Mogstad et al. (2018). Mogstad et al. (2018) relies on recovering the set of marginal treatment responses consistent with observed *IV*-like estimands. In this setting, such strategy would rely on finding all the candidates $E[Y_d|V = v]$ functions consistent

with:

$$\begin{aligned}
\frac{E[Y|Z = z] - E[Y|Z = z']}{p(z) - p(z')} &= \int_{p(z')}^{p(z)} \frac{E[Y_1|V = v]}{p(z) - p(z')} dv + \int_{p(z')}^{p(z)} \frac{-E[Y_0|V = v]}{p(z) - p(z')} dv \\
&= \int_0^1 \frac{E[Y_1|V = v]}{p(z) - p(z')} \mathbf{1}\{v \in (p(z'), p(z))\} dv \\
&+ \int_0^1 \frac{-E[Y_0|V = v]}{p(z) - p(z')} \mathbf{1}\{v \in (p(z'), p(z))\} dv \\
&\equiv \int_0^1 E[Y_1|V = v] w_1 dv + \int_0^1 E[Y_0|V = v] w_0 dv
\end{aligned}$$

Their strategy relies on the fact that w_1, w_0 are known (or identified) by the researcher. In the case of misreporting where we do not know exactly the rate of false positives and false negatives for every value of z we have that $p(z)$ and thus the weights are not identified.

One could try to use the estimand that is identified in the data which implies replacing the denominator by the observed propensity score. In such a case one would get:

$$\begin{aligned}
\frac{E[Y|Z = z] - E[Y|Z = z']}{P(D^* = 1|Z = z) - P(D^* = 1|Z = z')} &= \int_{p(z')}^{p(z)} \frac{E[Y_1|V = v]}{P(D^* = 1|Z = z) - P(D^* = 1|Z = z')} dv \\
&+ \int_{p(z')}^{p(z)} \frac{-E[Y_0|V = v]}{P(D^* = 1|Z = z) - P(D^* = 1|Z = z')} dv \\
&= \int_0^1 \frac{E[Y_1|V = v]}{P(D^* = 1|Z = z) - P(D^* = 1|Z = z')} \mathbf{1}\{v \in (p(z'), p(z))\} dv \\
&+ \int_0^1 \frac{-E[Y_0|V = v]}{P(D^* = 1|Z = z) - P(D^* = 1|Z = z')} \mathbf{1}\{v \in (p(z'), p(z))\} dv \\
&\equiv \int_0^1 E[Y_1|V = v] w_1^* dv + \int_0^1 E[Y_0|V = v] w_0^* dv
\end{aligned}$$

But note that the weights w_d^* depend on unknown quantities and are thus not identified.

In section 3 we start from the same insight as Mogstad et al. (2018) but instead of solving a linear problem we aid identification with shape restrictions to get analytical bounds on the *MTE*. In appendix A an extension of Mogstad et al. (2018) is discussed without aiding identification with shape restrictions.

3. IDENTIFICATION RESULTS

In subsection 3.1 identification without misreporting will be discussed. Subsection 3.2 incorporates misreporting.

3.1. Identification without misreporting. The first set of assumptions that can aid identification are assumptions 3 (monotonicity) and 4 (bounded support). To show their

usefulness suppose we are interested in identifying the *MTE* at a v^* such that $p(z) \leq v^* \leq p(z)$. Then from taking the difference of equation 2.9 for two values of z :

$$E[Y|Z = z] - E[Y|Z = z'] = \int_{p(z')}^{p(z)} E[Y_1|V = v] - E[Y_0|V = v]dv \quad (3.1)$$

$$= \int_{p(z')}^{v^*} E[Y_1|V = v] - E[Y_0|V = v]dv \quad (3.2)$$

$$+ \int_{v^*}^{p(z)} E[Y_1|V = v] - E[Y_0|V = v]dv \quad (3.3)$$

Where the second equality is due to partitioning the integration region. Note that for every v between $(z'), v^*$ if we assume $E[Y_1|V = v] - E[Y_0|V = v]$ is positive monotonic in v it is true that $E[Y_1|V = v] - E[Y_0|V = v] \leq E[Y_1|V = v^*] - E[Y_0|V = v^*]$. Also since Y_d is bounded, for any v between $(v^*, p(z))$ we have $E[Y_1|V = v] - E[Y_0|V = v] \leq Y_{1u} - Y_{0l}$. Then we get:

$$\begin{aligned} E[Y|Z = z] - E[Y|Z = z'] &= \int_{p(z')}^{p(z)} E[Y_1|V = v] - E[Y_0|V = v]dv \\ &= \int_{p(z')}^{v^*} E[Y_1|V = v] - E[Y_0|V = v]dv \\ &+ \int_{v^*}^{p(z)} E[Y_1|V = v] - E[Y_0|V = v]dv \\ &\leq (E[Y_1|V = v^*] - E[Y_0|V = v^*])[v^* - p(z')] \\ &+ (Y_{1u} - Y_{0l})[p(z) - v^*] \end{aligned}$$

Then we get the bound:

$$E[Y_1|V = v^*] - E[Y_0|V = v^*] \geq \frac{E[Y|Z = z] - E[Y|Z = z'] - (Y_{1u} - Y_{0l})[p(z) - v^*]}{v^* - p(z')}$$

Similarly:

$$\begin{aligned} E[Y|Z = z] - E[Y|Z = z'] &\geq (Y_{1l} - Y_{0u})[v^* - p(z')] \\ &+ (E[Y_1|V = v^*] - E[Y_0|V = v^*])[p(z) - v^*] \end{aligned}$$

Then we get:

$$E[Y_1|V = v^*] - E[Y_0|V = v^*] \leq \frac{E[Y|Z = z] - E[Y|Z = z'] - (Y_{1l} - Y_{0u})[v^* - p(z')]}{p(z) - v^*}$$

This same logic can be applied for different positions of v^* relative to different $p(z)$'s. The key insight is to partition the integral accordingly to the position of the v^* of interest. This insight extends in the case of misreporting. The previous bounds depend on the

relative position of v^* with respect to $p(z)$ as well of $p(z)$ itself which makes clear the role misreporting since in that case $p(z)$ and the relative positions are no longer identified. Nevertheless, partially identifying $p(z)$ will provide a way of bounding the MTE even in the presence of misreporting following a similar logic of the previous display.

Instead of assuming monotonicity, one can introduce restrictions on the degree of differentiability of the marginal treatment response functions ($E[Y_d|V = v]$) such as in assumption 5 and without the need to introduce assumption 4 (bounded support). Note than since $E[Y|Z = z] = \int_0^{p(z)} E[Y_1|V = v]dv + \int_{p(z)}^1 E[Y_0|V = v]dv$ we can for any two values of Z :

$$\begin{aligned}
E[Y|Z = z] - E[Y|Z = z'] &= \int_{p(z')}^{p(z)} E[Y_1|V = v] - E[Y_0|V = v]dv \\
&= \int_{p(z')}^{p(z)} \left(E[Y_1|V = v] - E[Y_1|V = v^*] - E[Y_0|V = v] \right. \\
&\quad \left. + E[Y_0|V = v^*] + E[Y_1|V = v^*] - E[Y_0|V = v^*] \right) dv \\
&\leq \int_{p(z')}^{p(z)} 2b|v - v^*|dv + \int_{p(z')}^{p(z)} MTE(v^*)dv \\
&= \int_{p(z')}^{p(z)} 2b|v - v^*|dv + MTE(v^*)(p(z) - p(z'))
\end{aligned}$$

Where we are adding and subtracting the marginal treatment responses ($E[Y_d|V = v^*]$) related to the marginal treatment effect at the v^* of interest ($E[Y_1|V = v^*] - E[Y_0|V = v^*]$), then using $E[Y_d|V = v] - E[Y_d|V = v^*] \leq b|v - v^*|$ twice and also the definition of MTE . Similarly we can get:

$$E[Y|Z = z] - E[Y|Z = z'] \geq \int_{p(z')}^{p(z)} -2b|v - v^*|dv + MTE(v^*)(p(z) - p(z'))$$

Then:

$$\frac{E[Y|Z = z] - E[Y|Z = z'] - \int_{p(z')}^{p(z)} 2b|v - v^*|dv}{p(z) - p(z')} \leq MTE(v^*) \leq \frac{E[Y|Z = z] - E[Y|Z = z'] + \int_{p(z')}^{p(z)} 2b|v - v^*|dv}{p(z) - p(z')}$$

Note that again the bounds depend on the true unobserved propensity score and the difference of the propensity score for different values of z . Then, combining the previous logic with bounding the propensity score will provide a way of partially identifying the MTE with both discrete instruments and a miss-measured treatment.

3.2. Identification of the MTE with misreporting. In order to identify the *MTE* first we need to identify $p(z)$. In appendix D we discuss identification of $p(z)$ as in Acerenza et al. (2021). Subsequent subsections, builds upon the results from Acerenza et al. (2021) restated in the appendix.

For clarity, let $\Delta_p \equiv p(z) - p(z')$, $\Delta_{D^*Z}(z', z) \equiv P(D^* = 1|Z = z) - P(D^* = 1|Z = z')$, $\alpha \equiv P(\varepsilon = 1)$, then let the bounds derived in appendix D be:

$$\begin{aligned}\Delta_{pl} &\equiv \Delta_{D^*Z}(z', z), \\ \Delta_{pu} &\equiv \min \{1, 2\alpha + \Delta_{D^*Z}(z', z), 2(1 - \alpha) - \Delta_{D^*Z}(z', z)\}, \\ p_l(z) &\equiv \max \{P(D^* = 1|Z = z) - \alpha, \alpha - P(D^* = 1|Z = z)\}, \\ p_u(z) &\equiv \min \{P(D^* = 1|Z = z) + \alpha, (1 - \alpha) + P(D^* = 0|Z = z)\}.\end{aligned}$$

The bounds on the propensity score rely on any given level of unconditional misreporting (α). For more details on the bounding strategy see appendix D. Misreporting enters in two ways. First of all, if the probabilities of misreporting are unknown, $p(z)$ is no longer identified (see appendix D for more details) which then creates a problem since such quantity appears systematically in the bounding strategies. To solve this problem, we will use the previously defined bounds on the misreporting probabilities.

Loosing point identification of $p(z)$ affects the strategy using smoothness restrictions. See for example that:

$$E[Y|Z = z] - E[Y|Z = z'] \leq \int_{p_l(z')}^{p_u(z)} 2b|v - v^*|dv + MTE(v^*)(p(z) - p(z'))$$

But now to get a bound on the *MTE* the sign of it matter since it is not always true that $MTE(v^*)(p(z) - p(z')) \leq MTE(v^*)(p_u(z) - p_l(z'))$. These considerations are taken into account in theorem 2 and theorem 3.

In the case of monotonicity and bounded support the issue is similar. Note that for example for a v^* between $p(z')$ and $p(z)$

$$\begin{aligned}E[Y|Z = z] - E[Y|Z = z'] &\leq MTE(v^*)[v^* - p(z')] \\ &\quad + (Y_{1u} - Y_{0l})[p(z) - v^*]\end{aligned}$$

But now to get a bound on the *MTE* the sign of it matter since it is not always true that $MTE(v^*)(v^* - p(z)) \leq MTE(v^*)(v^* - p_l(z'))$. These considerations are taken into account in theorem 1.

3.2.1. *Monotonicity and Bounded Support.* This approach to partially identify the *MTE*, is based in imposing monotonicity on $E[Y_1 - Y_0|V = v^*]$ and then combining these with bounded support assumptions and the partially identified propensity score to get bounds on the *MTE*. Without any misreporting, in section 3.1 a procedure on how to bound the *MTE* for v^* such that $p(zl) < v^* < p(z)$ was exposed. Now, following the same logic but for $p_l(zl) < v^* < p_u(z)$ we get:

$$\begin{aligned} E[Y|Z = z] - E[Y|Z = zl] &\leq MTE(v^*)[v^* - p(zl)] \\ &+ (Y_{1u} - Y_{0l})[p(z) - v^*] \end{aligned}$$

The sign of $(Y_{1u} - Y_{0l})$ is known by assumption. Say that is positive (the symmetric argument applies if we assume is negative). Then:

$$\begin{aligned} E[Y|Z = z] - E[Y|Z = zl] &\leq MTE(v^*)[v^* - p(zl)] \\ &+ (Y_{1u} - Y_{0l})[p(z) - v^*] \\ &\leq MTE(v^*)[v^* - p(zl)] + (Y_{1u} - Y_{0l})[p_u(z) - v^*] \end{aligned}$$

Then we have

$$E[Y|Z = z] - E[Y|Z = zl] - (Y_{1u} - Y_{0l})[p_u(z) - v^*] \leq MTE(v^*)[v^* - p(zl)]$$

If $E[Y|Z = z] - E[Y|Z = zl] - (Y_{1u} - Y_{0l})[p_u(z) - v^*] \geq 0$ then $MTE(v^*) \geq 0$ and thus:

$$\begin{aligned} E[Y|Z = z] - E[Y|Z = zl] &\leq MTE(v^*)[v^* - p(zl)] \\ &+ (Y_{1u} - Y_{0l})[p(z) - v^*] \\ &\leq MTE(v^*)[v^* - p(zl)] + (Y_{1u} - Y_{0l})[p_u(z) - v^*] \\ &\leq MTE(v^*)[v^* - p_l(zl)] + (Y_{1u} - Y_{0l})[p_u(z) - v^*] \end{aligned}$$

Which then provides that:

$$MTE^+(v^*)_{lb} \equiv \frac{E[Y|Z = z] - E[Y|Z = zl] - (Y_{1u} - Y_{0l})[p_u(z) - v^*]}{v^* - p_l(zl)}$$

Note that the bound is divided by v^* implying that for certain v^* and certain values the the bounds might go to infinite so then we need to incorporate the worst case bounds also for those situations since by construction the variable Y is bounded and so it is the treatment effect. Which then provides that:

$$MTE^+(v^*)_{lb} \equiv \max\{Y_{1l} - Y_{0u}, \frac{E[Y|Z = z] - E[Y|Z = zl] - (Y_{1u} - Y_{0l})[p_u(z) - v^*]}{v^* - p_l(zl)}\}$$

Remark 2. Note that the previous bound applies since $E[Y|Z = z] - E[Y|Z = z'] - (Y_{1u} - Y_{0l})[p_u(z) - v^*] \leq 0$. If $E[Y|Z = z] - E[Y|Z = z'] - (Y_{1u} - Y_{0l})[p_u(z) - v^*] > 0$ then the bound is $MTE^+(v^*)_{lb} \equiv \frac{E[Y|Z=z] - E[Y|Z=z'] - (Y_{1u} - Y_{0l})[p_u(z) - v^*]}{v^* - p_l(z')}$, but this is logical consistent as long as $\frac{E[Y|Z=z] - E[Y|Z=z'] - (Y_{1u} - Y_{0l})[p_u(z) - v^*]}{v^* - p_l(z')}$ $\leq Y_{1u} - Y_{0l}$, if this inequality is violated it means that the model and the assumptions are rejected by the data.

A similar consideration applies for the upper bounds using $E[Y|Z = z] - E[Y|Z = z'] - (Y_{1l} - Y_{0u})[p_l(z) - v^*]$ and the reversed sign.

Given the sign of the MTE is known now, we can also get an upper bound from:

$$\begin{aligned} E[Y|Z = z] - E[Y|Z = z'] &\geq (Y_{1l} - Y_{0u})[v^* - p(z')] \\ &\quad + (E[Y_1|V = v^*] - E[Y_0|V = v^*])[p(z) - v^*] \end{aligned}$$

Using the fact that $MTE(v^*)$ is positive and also assuming that $(Y_{1l} - Y_{0u}) \leq 0$ (the symmetric argument applies if we assume is positive):

$$MTE^+(v^*)_{ub} \equiv \min\{Y_{1u} - Y_{0l}, \frac{E[Y|Z = z] - E[Y|Z = z'] - (Y_{1l} - Y_{0u})[v^* - p_l(z')]}{p_l(z) - v^*}\}$$

Which then gives a lower bound that is valid for every v^* such that $p_l(z') < v^* < p_u(z)$. Additionally we get an upper bound that is valid for every v^* such that $p_l(z') < v^* < p_l(z)$ and between $p_l(z) < v^* < p_u(z)$ we use the worst case upper bounds. This is since the upper bound we found is divided by $p_l(z) - v^*$ and would make no sense when $p_l(z) < v^*$.

Note that if the sign was not identified from $E[Y|Z = z] - E[Y|Z = z'] - (Y_{1u} - Y_{0l})[p_u(z) - v^*]$ one could try to identify it from $E[Y|Z = z] - E[Y|Z = z'] - (Y_{1l} - Y_{0u})[p_l(z) - v^*] \leq 0$ and then the MTE would be negative and the bounds would change to:

$$MTE^-(v^*)_{lb} \equiv \max\{Y_{1l} - Y_{0u}, \frac{E[Y|Z = z] - E[Y|Z = z'] - (Y_{1u} - Y_{0l})[p_u(z) - v^*]}{v^* - p_u(z')}$$

$$MTE^-(v^*)_{ub} \equiv \min\{Y_{1u} - Y_{0l}, \frac{E[Y|Z = z] - E[Y|Z = z'] - (Y_{1l} - Y_{0u})[v^* - p_l(z')]}{p_u(z) - v^*}\}$$

Which gives an upper bound that is valid between $p_l(z') < v^* < p_u(z)$. The lower bound is valid between $p_u(z') < v^* < p_u(z)$. For $p_l(z') < v^* < p_u(z')$ the worst case lower bound applies following a similar logic as the one with the opposite sign bounds.

If we cannot use $E[Y|Z = z] - E[Y|Z = z'] - (Y_{1l} - Y_{0u})[p_l(z) - v^*]$, $E[Y|Z = z] - E[Y|Z = z'] - (Y_{1u} - Y_{0l})[p_u(z) - v^*]$ to identify the sign of the $MTE(v^*)$ then the bounds are:

$$\begin{aligned} MTE(v^*)_{lb} &= \min\{MTE^-(v^*)_{lb}, MTE^+(v^*)_{lb}\} \\ MTE(v^*)_{ub} &= \max\{MTE^-(v^*)_{ub}, MTE^+(v^*)_{ub}\} \end{aligned}$$

The following theorem summarizes this discussion for a binary z and following the similar logic for different relative positions of v^* with respect to $p(z)$. The same notion can be extended to more values of the instrument and combining information from different $E[Y|Z = z] - E[Y|Z = z']$. Say for example one is interested in bounding the *MTE* for an instrument that takes three values. One cares about $p(z') < p(z'') < v^* < p(z)$ then it can be used both the information from $E[Y|Z = z] - E[Y|Z = z']$ and $E[Y|Z = z] - E[Y|Z = z'']$.

Theorem 1. *Under assumptions 1-4 and assuming that $Y_{1u} - Y_{0l} > 0$, $Y_{1l} - Y_{0u} < 0$ the following bounds for the $MTE(v^*)$ are valid for any $p(z') < p(z)$:*

- (1) *For $v^* < p_l(z')$ If $E[Y|Z = z] - E[Y|Z = z'] \leq 0$ ($MTE(v^*) \leq 0$):*

$$\begin{aligned} MTE(v^*)_{lb1} &= Y_{1l} - Y_{0u} \\ MTE(v^*)_{ub1} &= \min\{Y_{1u} - Y_{0l}, \frac{E[Y|Z = z] - E[Y|Z = z']}{\Delta_{pu}}\} \end{aligned}$$

- (2) *For $v^* < p_l(z')$ If $E[Y|Z = z] - E[Y|Z = z'] \geq 0$ ($MTE(v^*)$ cannot be signed):*

$$\begin{aligned} MTE(v^*)_{lb2} &= Y_{1l} - Y_{0u} \\ MTE(v^*)_{ub2} &= \min\{Y_{1u} - Y_{0l}, \max\{\frac{E[Y|Z = z] - E[Y|Z = z']}{\Delta_{pu}}, \frac{E[Y|Z = z] - E[Y|Z = z']}{\Delta_{pl}}\}\} \end{aligned}$$

- (3) *For $p_l(z') < v^* < p_l(z)$ If $E[Y|Z = z] - E[Y|Z = z'] - (Y_{1u} - Y_{0l})[p_u(z) - v^*] \geq 0$ ($MTE(v^*) \geq 0$):*

$$\begin{aligned} MTE^+(v^*)_{lb3} &= \max\{Y_{1l} - Y_{0u}, \frac{E[Y|Z = z] - E[Y|Z = z'] - (Y_{1u} - Y_{0l})[p_u(z) - v^*]}{v^* - p_l(z')}\} \\ MTE^+(v^*)_{ub3} &= \min\{Y_{1u} - Y_{0l}, \frac{E[Y|Z = z] - E[Y|Z = z'] - (Y_{1l} - Y_{0u})[v^* - p_l(z')]}{p_l(z) - v^*}\} \end{aligned}$$

- (4) *For $p_l(z) < v^* < p_u(z)$ If $E[Y|Z = z] - E[Y|Z = z'] - (Y_{1u} - Y_{0l})[p_u(z) - v^*] \geq 0$ ($MTE(v^*) \geq 0$):*

$$\begin{aligned} MTE^+(v^*)_{lb4} &= \max\{Y_{1l} - Y_{0u}, \frac{E[Y|Z = z] - E[Y|Z = z'] - (Y_{1u} - Y_{0l})[p_u(z) - v^*]}{v^* - p_l(z')}\} \\ MTE^+(v^*)_{ub4} &= Y_{1u} - Y_{0l} \end{aligned}$$

- (5) *For $p_l(z') < v^* < p_u(z')$ If $E[Y|Z = z] - E[Y|Z = z'] - (Y_{1l} - Y_{0u})[p_l(z) - v^*] \leq 0$ ($MTE(v^*) \leq 0$):*

$$\begin{aligned} MTE^-(v^*)_{lb5} &= Y_{1l} - Y_{0u} \\ MTE^-(v^*)_{ub5} &= \min\{Y_{1u} - Y_{0l}, \frac{E[Y|Z = z] - E[Y|Z = z'] - (Y_{1l} - Y_{0u})[v^* - p_l(z')]}{p_u(z) - v^*}\} \end{aligned}$$

(6) For $p_u(z') < v^* < p_u(z)$ If $E[Y|Z = z] - E[Y|Z = z'] - (Y_{1l} - Y_{0u})[p_l(z) - v^*] \leq 0$ ($MTE(v^*) \leq 0$):

$$MTE^-(v^*)_{lb6} = \max\{Y_{1l} - Y_{0u} \frac{E[Y|Z = z] - E[Y|Z = z'] - (Y_{1u} - Y_{0l})[p_u(z) - v^*]}{v^* - p_u(z')}\}$$

$$MTE^-(v^*)_{ub6} = \min\{Y_{1u} - Y_{0l}, \frac{E[Y|Z = z] - E[Y|Z = z'] - (Y_{1l} - Y_{0u})[v^* - p_l(z')]}{p_u(z) - v^*}\}$$

(7) Otherwise for $p_l(z') < v^* < p_u(z)$:

$$MTE(v^*)_{lb7} = \max\{Y_{1l} - Y_{0u}, \min\{MTE^-(v^*)_{lb5}, MTE^+(v^*)_{lb6}\}\}$$

$$MTE(v^*)_{ub7} = \min\{Y_{1u} - Y_{0l}, \max\{MTE^-(v^*)_{ub5}, MTE^+(v^*)_{ub6}\}\}$$

(8) For $v^* > p_u(z)$ if $E[Y|Z = z] - E[Y|Z = z'] \geq 0$ ($MTE(v^*) \geq 0$):

$$MTE(v^*)_{lb8} = \max\{Y_{1l} - Y_{0u}, \frac{E[Y|Z = z] - E[Y|Z = z']}{\Delta_{pu}}\}$$

$$MTE(v^*)_{ub8} = Y_{1u} - Y_{0l}$$

(9) For $v^* > p_u(z)$ if $E[Y|Z = z] - E[Y|Z = z'] \leq 0$ ($MTE(v^*)$ cannot be signed):

$$MTE(v^*)_{lb9} = \max\{Y_{1l} - Y_{0u}, \min\{\frac{E[Y|Z = z] - E[Y|Z = z']}{\Delta_{pu}}, \frac{E[Y|Z = z] - E[Y|Z = z']}{\Delta_{pl}}\}\}$$

$$MTE(v^*)_{ub9} = Y_{1u} - Y_{0l}$$

Remark 3. The monotonicity restrictions combined with the bounded support assumption generates a sufficient condition to get the sign of the MTE at different values of v^* . When this sufficient condition is satisfied the bounds get significantly tighter.

Remark 4. The previous bounds are not sharp. Take for example for any two v_1, v_2 . Let v_1 be smaller than v_2 in a way that v_1 is infinitesimally smaller than $p_u(z)$ and v_2 is infinitesimally bigger than $p_u(z)$. Let in this case the MTE to be positive at both values and let positive regression dependence hold. Let $p_l(z) < v_1 < p_u(z)$ and $p_u(z) < v_2 < 1$. In this setting nothing assures that $MTE^+(v_1)_{lb} < MTE^+(v_2)_{lb}$. Nevertheless, since positive regression dependence is assumed $MTE^+(v_1)_{lb}$ is a lower bound for every v^* bigger than v_1 since $MTE^+(v_1)_{lb}$ is the minimum value the true MTE can take at v_1 . Thus the lower bound for the MTE at v_2 has a tighter bound that is the maximum between $MTE^+(v_2)_{lb}, MTE^+(v_1)_{lb}$. In practice this might be hard to compute so what can be done to get tighter bounds is instead of taking the v_1 infinitesimal smaller than v_2 take a v_3 that is the previous grid point used to evaluate the MTE and use as a lower bound for the MTE at v_2 the maximum between $MTE^+(v_2)_{lb}, MTE^+(v_3)_{lb}$. So when the researcher is using the results from theorem 1 we recommend that if he cares about the

MTE at three different values $v_a < v_b < v_c$ to bound them respectively as $MTE^+(v_a)_{lb}$, $\max\{MTE^+(v_a)_{lb}, MTE^+(v_b)_{lb}\}$, $\max\{MTE^+(v_a)_{lb}, MTE^+(v_b)_{lb}, MTE^+(v_b c)_{lb}\}$.

A similar logic applies with negative regression dependence but for the upper bounds instead of lower bounds.

3.2.2. Smoothness assumptions for marginal treatment responses. The results from the previous subsection rely on regression dependence and on a bounded support of Y . We can introduce smoothness conditions, this also allows to dispose of the bounded support condition.

The bounds from theorem 2 builds on the following inequalities due to assumption 5

$$E[Y|Z = z] - E[Y|Z = z'] \leq \int_{p_l(z')}^{p_u(z)} 2b|v - v^*|dv + MTE(v^*)(p(z) - p(z')) \quad (3.4)$$

$$E[Y|Z = z] - E[Y|Z = z'] \geq - \int_{p_l(z')}^{p_u(z)} 2b|v - v^*|dv + MTE(v^*)(p(z) - p(z')) \quad (3.5)$$

Where the inequalities use the smoothness assumption as in the previous section without misreporting and fact that $\int_{p(z')}^{p(z)} 2b|v - v^*|dv \leq \int_{p_l(z')}^{p_u(z)} 2b|v - v^*|dv$. Note then that similarly as in the monotonicity case we have a sufficient condition for identifying the sign of the $MTE(v^*)$. If $E[Y|Z = z] - E[Y|Z = z'] - \int_{p_l(z')}^{p_u(z)} 2b|v - v^*|dv \geq 0$ then the $MTE(v^*)$ is positive. If $E[Y|Z = z] - E[Y|Z = z'] + \int_{p_l(z')}^{p_u(z)} 2b|v - v^*|dv \leq 0$ then the $MTE(v^*)$ is negative.

If $E[Y|Z = z] - E[Y|Z = z'] - \int_{p_l(z')}^{p_u(z)} 2b|v - v^*|dv \geq 0$ then from equations 3.4 and 3.5 combined with the bounds on $p(z) - p(z')$ we get:

$$MTE^+(v^*)_{lb} = \frac{E[Y|Z = z] - E[Y|Z = z'] - \int_{p_l(z')}^{p_u(z)} 2b|v - v^*|dv}{\Delta_{pu}}$$

$$MTE^+(v^*)_{ub} = \frac{E[Y|Z = z] + E[Y|Z = z'] + \int_{p_l(z')}^{p_u(z)} 2b|v - v^*|dv}{\Delta_{pl}}$$

Note that the form of the bounds depend on $|v - v^*|$. In the integral of the absolute value is where the relative position of v^* with respect of $p_l(z')$, $p_u(z)$ will matter. Note that it the v^* of interest is such that $v^* \leq p_l(z')$, the integral involving $|v - v^*|$ is $[\frac{p_u(z)^2 - p_l(z')^2}{2} + v^*(p_l(z') - p_u(z))]$. If the v^* of interest is such that $v^* \geq p_u(z)$ then $[\frac{-p_u(z)^2 + p_l(z')^2}{2} + v^*(-p_l(z') + p_u(z))]$. If the v^* of interest is such that $p_l(z') \leq v^* \leq p_u(z)$ then $[v^{*2} - v^*(p_u(z) + p_l(z')) + \frac{p_u(z)^2 + p_l(z')^2}{2}]$

The following theorem uses assumption 5 to get nonparametric bounds on the MTE with a binary instrument with $p(z) > p(z')$ and summarizes the previous discussion.

Theorem 2. *If assumptions 1-2 and 5 holds. Then the following bounds are valid:*

(1) *If $E[Y|Z = z] - E[Y|Z = z'] - \int_{p_l(z')}^{p_u(z)} 2b|v - v^*|dv \geq 0$:*

$$MTE^+(v^*)_{lb} = \frac{E[Y|Z = z] - E[Y|Z = z'] - \int_{p_l(z')}^{p_u(z)} 2b|v - v^*|dv}{\Delta_{pu}}$$

$$MTE^+(v^*)_{ub} = \frac{E[Y|Z = z] + E[Y|Z = z'] + \int_{p_l(z')}^{p_u(z)} 2b|v - v^*|dv}{\Delta_{pl}}$$

(2) *If $E[Y|Z = z] - E[Y|Z = z'] + \int_{p_l(z')}^{p_u(z)} 2b|v - v^*|dv \leq 0$:*

$$MTE^-(v^*)_{lb} = \frac{E[Y|Z = z] - E[Y|Z = z'] - \int_{p_l(z')}^{p_u(z)} 2b|v - v^*|dv}{\Delta_{pl}}$$

$$MTE^-(v^*)_{ub} = \frac{E[Y|Z = z] + E[Y|Z = z'] + \int_{p_l(z')}^{p_u(z)} 2b|v - v^*|dv}{\Delta_{pu}}$$

(3) *Otherwise:*

$$MTE(v^*)_{lb} = \max\{MTE^-(v^*)_{lb}, MTE^+(v^*)_{lb}\}$$

$$MTE(v^*)_{ub} = \min\{MTE^-(v^*)_{ub}, MTE^+(v^*)_{ub}\}$$

Remark 5. *In some situations like in the case of SNAP, one could be willing to assume that for every level of heterogeneity v , $P(Y_1 < Y_0|V = v) = 1$ holds which means that receiving SNAP is not making anyone more food insecure. This is the treatment cannot hurt assumption. In such a case, we would be imposing the sign of the MTE without even if we cannot extract it from $E[Y|Z = z] - E[Y|Z = z'] - \int_{p_l(z')}^{p_u(z)} 2b|v - v^*|dv \geq 0$ or $E[Y|Z = z] - E[Y|Z = z'] + \int_{p_l(z')}^{p_u(z)} 2b|v - v^*|dv \leq 0$*

Remark 6. *The previous bounds are not assuming there is a known support for Y if the nature of Y is bounded then the previous bounds change in the following way:*

$$\tilde{MTE}(v^*)_{lb} = \max\{MTE(v^*)_{lb}, Y_{1l} - Y_{0u}\}$$

$$\tilde{MTE}(v^*)_{ub} = \min\{MTE(v^*)_{ub}, Y_{1u} - Y_{0l}\}$$

A researcher might be interested in combining monotonicity assumption on the treatment responses and the smoothness assumption (for monotonicity of the MTE directly and

smoothness see section 5). So instead of using assumption 5 the researcher might be willing to use 6. Such a result is collected in appendix E under theorem 3.

The choice of b is not an arbitrary choice. The fact that it operates as a tuning parameter might lead to a discretionary use of it to get a desired result, different ways of choosing this parameter are discussed in appendix F.

4. ILLUSTRATION OF THE RESULTS

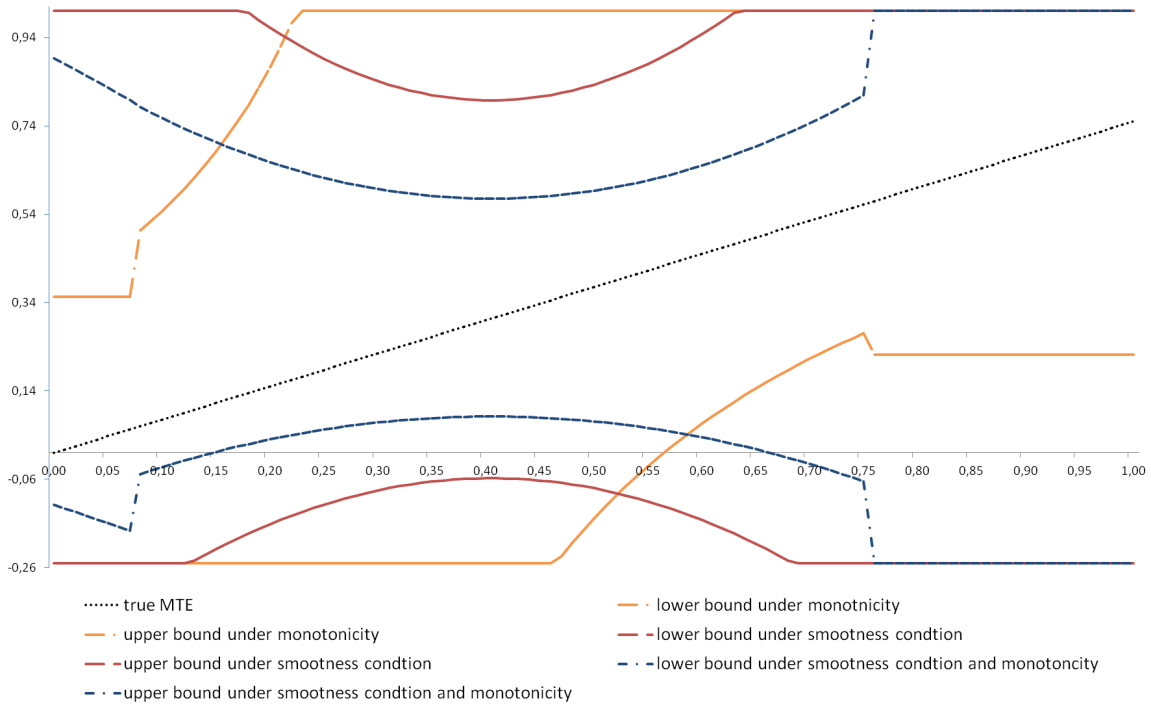
To illustrate the results from the previous section we determinate the following DGP motivated by the application to SNAP in section 5. As stated by Kreider et al. (2012) the case of SNAP is sensitive to misreporting. Is more likely to observe people receiving SNAP erroneously say they are not receiving it and not people not receiving it saying that they do. This is consistent with setting $(1 - D)\varepsilon = 0$. Consider the following *DGP*:

$$\begin{cases} Y &= DV + (1 - D)\frac{V}{4} \\ D &= \mathbb{1}\{Z - V \geq 0\} \\ D^* &= D(1 - \epsilon) \\ \epsilon &= \mathbb{1}\{V \leq 0.15\} \end{cases} \quad (4.1)$$

$V \sim U(0, 1)$, Z with probability 1/2 be 0.7 or 0.1, $Z \perp\!\!\!\perp V$. Note $|E[Y_1|V = v_1] - E[Y_1|V = v_2]| = |v_1 - v_2|$, $|E[Y_0|V = v_1] - E[Y_0|V = v_2]| = \frac{1}{4}|v_1 - v_2|$ so b from assumption 5 can be set to 1. Note $MTE(v) = \frac{3}{4}v$ and is thus monotonic. Similarly the marginal treatment responses $E[Y_1|V = v] = v$, $E[Y_0|V = v] = \frac{1}{4}v$ are monotonic in v . $\alpha = P(\varepsilon = 1) = 0.15$.

The following figure illustrates the different bounds for this particular DGP.

FIGURE 1. Results from the DGP



The limit of the Y axis are the worst case upper bounds (1) and lower bounds (-0.25). The black dotted line is the true MTE curve. In orange we can see the bounds from the monotonicity assumptions on the MTE . Such bounds differ in some zones of the potential values of v^* (the X -axis) from the worst case bounds. Additionally, they are able to recover the sign in certain regions. The red lines represent the bounds from using the smoothness assumption alone. We can see even though it improves from the worst case bounds in this particular DGP is not able to recover the sign of the MTE . Finally the blue lines represent the combination of monotonicity of the treatment responses and smoothness. In such case get improvements over only smoothness are achieved and the sign of the MTE is recovered in certain regions. We can see that there is no clear dominance of the monotonicity bounds versus the smoothness bounds. In different regions they develop tighter bounds.

In general we can see that the bounds improve over the worst case bounds and have identifying power on the MTE .

Note that the point from Remark 4 is illustrated at $v^* = 0.75$.

A final comment before moving to the following section is in place, it is worth to notice that in this particular DGP there is no clear dominance from monotonicity over smoothness

but both of them are valid. Nevertheless, the research should carefully think why would either of these hold to choose the route to identification. There might be situations where smoothness is more credible than monotonicity and vice-versa.

5. APPLICATION: *MTE* OF SNAP ON CHILD HEALTH WHEN PARTICIPATION IS ENDOGENOUS AND MISREPORTED

In this section the developed methods are applied to get bounds on the *MTE* and *ATE* of being SNAP recipient on the outcome of being food insecure. As stated by Kreider et al. (2012) the Supplemental Nutrition Assistance Program (SNAP), formerly known as the Food Stamp Program, is by far the largest food assistance program in the United States and, as such, constitutes a crucial component of the social safety net in the United States. In any given month during 2009, SNAP provided assistance to more than 15 million children, and it is estimated that nearly one in two American children will receive assistance during their childhood. Concluding about the impact of the program is complex due to two of the fundamental problems studied in this paper. First, a selection problem arises because the decision to participate in SNAP is unlikely to be exogenous. To the contrary, unobserved factors such as expected future health status, parents' human capital characteristics, financial stability, and attitudes towards work and family are all thought to be jointly related to participation in the program and health outcomes. Families may decide to participate precisely because they expect to be food insecure or in poor health. Second, a nonrandom measurement error problem arises because large fractions of food stamp recipients fail to report their program participation in household surveys. Using administrative data matched with data from the Survey of Income and Program Participation (SIPP), for example, Bollinger and David (1997) find that errors in self-reported receipt of food stamps exceed 12 percent and are related to respondents' characteristics including their true participation status, health outcomes, and demographic attributes. Meyer et al. (2009) provide evidence of extensive under reporting in the SIPP, the Current Population Survey (CPS), and the Panel Study of Income Dynamics (PSID).

In this context Kreider et al. (2012) develops a bounding strategy for the *ATE* of SNAP on health outcomes using the National Health and Nutrition Examination Survey (NHANES). Additionally, they study the average effects using the December Supplement of the 2003 Current Population Survey (CPS). They claim that the CPS has been widely applied to evaluate the association between SNAP and food insecurity and is used by the U.S. Department of Agriculture (USDA) to establish the official food insecurity rates for

the United States. As with the NHANES, it can be observed a self-reported measure of food stamp receipt over the past year, food insecurity over the past year, and the ratio of income to the poverty line⁵.

As Kreider et al. (2012) state, although these data have very limited information on health outcomes compared with the NHANES, they are rich enough to allow to construct some standard instrumental variables for SNAP participation used in the existing literature. In particular, state identifiers in the CPS allow to apply a more traditional instrumental variable (IV) assumption based on cross-state variation in program eligibility rules. Merging the Urban Institute’s database of state program rules with the CPS data Kreider et al. (2012) create two instrumental variables: an indicator for whether the state uses a simplified semi-annual reporting requirement for earnings and an indicator for whether cars are exempt from the asset test.⁶ These instrumental variables if assumed to be valid and independent allows to use the current methods to bound the *MTE*. It is worth noticing that under individual heterogeneity, as stated in the introduction only *LATE* can be identified from an instrumental variable regression. In this sense, the methods developed here can be used to recover bounds on the average treatment effect and complement Kreider et al. (2012) results.

More precisely in this context to illustrate our methods, Y is food insecurity over the past year, D^* is the self reported SNAP participation (subject to potential measurement error as stated before), Z is a binary variable for cars exempt from the asset test.

With respect on how to choose b for the sake of exposition we present the results here for several potential values of b .

Consistently with Kreider et al. (2012) a treatment cannot hurt assumption ($P(Y_1 < Y_0|V = v) = 1$) will be introduced. Making then the conservative upper bounds of the *MTE* to be 0.

The following table summarizes the data and shows the average and median characteristics of an individual in the sample. We can see that around forty two percent of the people are food insecure while forty one are reporting receiving SNAP. A thirty percent have their cars excluded for the asset test. On average (and in the median) individuals in this sample are bellow the poverty line.

⁵For further details about the data see Gundersen and Kreider (2008). In there they state that just over 40 percent of the house holds report receiving food stamps, and the food insecurity rate among self-report recipients is 17.9 percentage points higher than among eligible non-recipients (52.3 percent vs. 34.4).

⁶For more details on the construction see Kreider et al. (2012).

TABLE 1. Summary statistics

	Mean	Standard deviation	Median
Food insecure (Y)	42%	49%	0
Reporting being on SNAP (D)	41%	49%	0
Cars exempt from the asset test (Z)	30%	46%	0
Income to poverty line ratio	75%	36%	75%
Eligible for TANF	76%	43%	1
N	2707	-	-

The following table summarizes the sample analogs of the central quantities used in the bounding strategy. Also, bound for $p(z)$ and the difference $p(1) - p(0)$ are presented for the case α is twenty percent. Each of the graphs in the following figure are computed in the

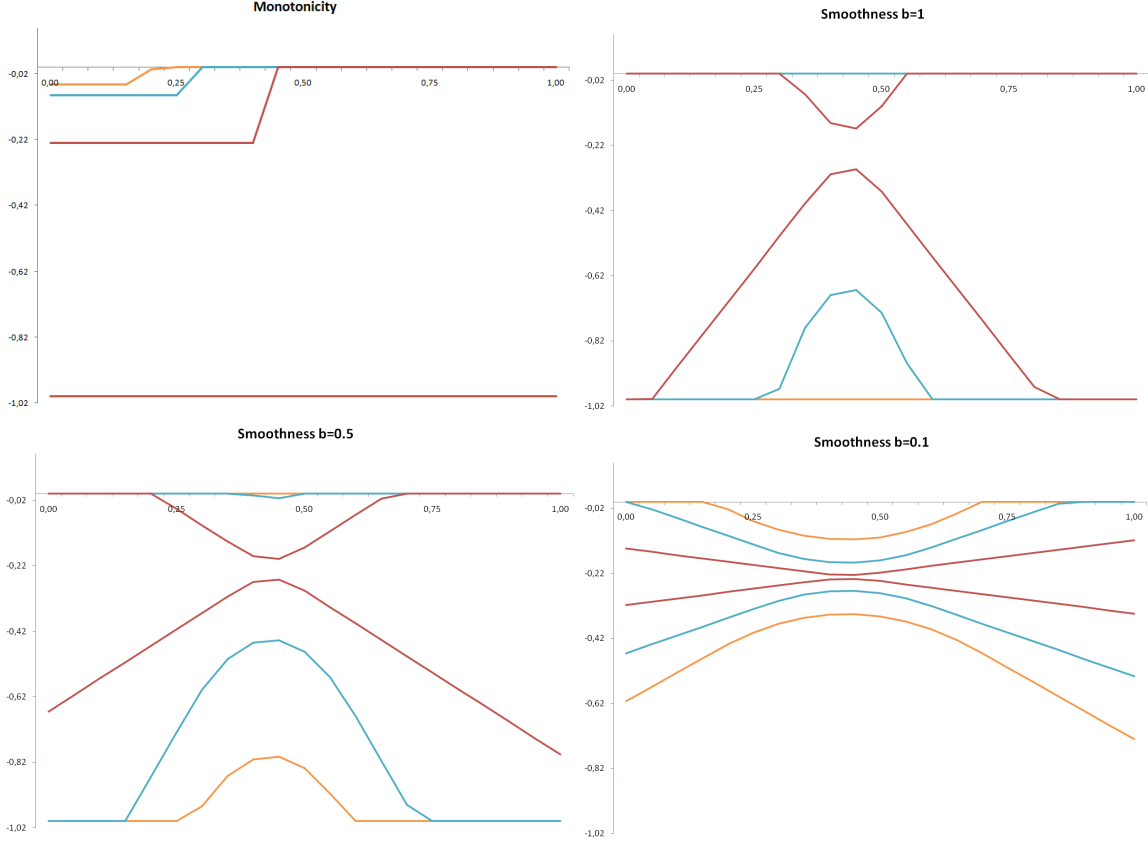
TABLE 2. Sample analogs of relevant quantities

$\widehat{E}[Y Z = 1]$	0.40
$\widehat{E}[Y Z = 0]$	0.43
$\widehat{P}[D^* = 1 Z = 1]$	0.49
$\widehat{P}[D^* = 1 Z = 0]$	0.38
$\widehat{p}_l(1)$	0.29
$\widehat{p}_u(1)$	0.69
$\widehat{p}_l(0)$	0.18
$\widehat{p}_u(0)$	0.58
$\widehat{\Delta}_{pl}$	0.12
$\widehat{\Delta}_{pu}$	0.52

next way. For any given level of b and of α , point estimates of the bounds are constructed for the MTE at different values v^* using their sample analogs. To decide which type of bound to use the relative position of the sample analog estimates of the bounds for the propensity score is calculated.

The following figures summarizes the results.

FIGURE 2. Results I



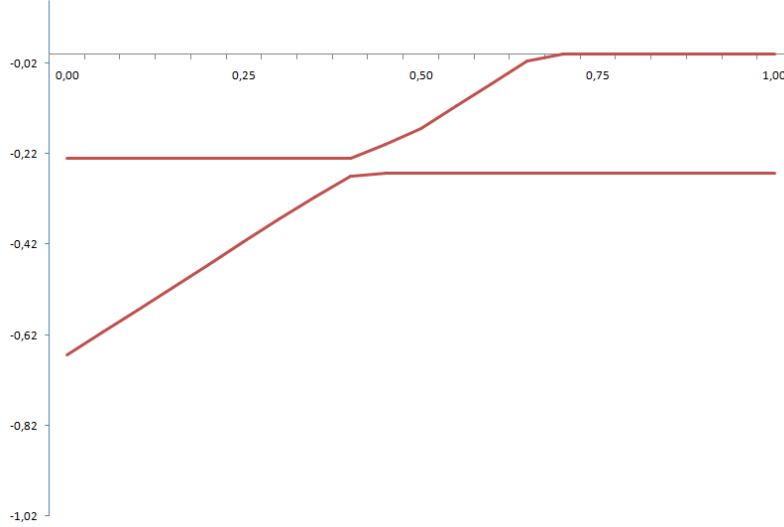
In orange we have the upper and lower bounds assuming $\alpha = 0.2$. In blue we have the upper and lower bounds assuming $\alpha = 0.1$ and in red we report the upper and lower bounds assuming $\alpha = 0$. The limits of the Y-axis are the worst case upper bound (0 under treatment cannot hurt) and the worst case lower bound (-1). The X-axis goes from 0 to 1, the different potential values of v^* . We can see that the bounds have identification power over different regions of the support of v^* . We can see that when the level of misreporting decreases the bounds become tighter. Similarly, when b decreases we get also tighter bounds.

These bounds are computed by fixing a level of α . If for example in the case of $b = 0.1$ the researcher is not interested in $\alpha = 0.2$ rather in $\alpha \leq 0.2$ then all the region between the upper orange curve and the lower orange curve is the identified set consistent with $b = 0.1$ and all the α 's less or equal to twenty percent.

If a researcher is interested in combining monotonicity of the *MTE* with smoothness of the marginal treatment responses the researcher can take as the upper bound the minimum

of both type of bounds and as the lower bound the maximum of both. In addition, the consideration of Remark 4 can be taken into account. The following figure summarizes this consideration for the case of no misreporting and $b = 0.5$.

FIGURE 3. Results II



The previous display also implies a simple way of computing bounds of a parameter of interest such as the ATE . It is known that $ATE = \int_0^1 MTE(v^*)dv^*$. Then we know that $\int_0^1 MTE_{lb}(v^*)dv^* \leq ATE \leq \int_0^1 MTE_{ub}(v^*)dv^*$. So then we can approximate bounds for the ATE as:

$$\frac{1}{N_{v^*}} \sum_{v^*} \widehat{MTE}_{lb}(v^*) \equiv \widehat{ATE}_{lb}$$

$$\frac{1}{N_{v^*}} \sum_{v^*} \widehat{MTE}_{ub}(v^*) \equiv \widehat{ATE}_{ub}$$

Where N_{v^*} is the number of grid points where $MTE(v^*)$ was evaluated and where \widehat{MTE} are the bounds from the previous graphs.

The following table computes the estimates of the bounds on the ATE for the sake of illustration.

In the appendix there is an alternative way of estimating (and doing inference) on the ATE for the case of smoothness restrictions. In appendix B a method for asymptotic normality for an outer-set of the ATE in the case of no misreporting and with smoothness conditions is developed. In appendix C a method for asymptotic normality for an outer-set

TABLE 3. Bounds on the *ATE*

$\alpha = 0.2,$ monotonicity		$\alpha = 0.1,$ monotonicity		$\alpha = 0,$ monotonicity	
LB	UB	LB	UB	LB	UB
-1.00	-0.01	-1.00	-0.02	-1.00	-0.10
$\alpha = 0.2,$ $b = 1$		$\alpha = 0.2,$ $b = 0.5$		$\alpha = 0.2,$ $b = 0.1$	
LB	UB	LB	UB	LB	UB
-1.00	0.00	-0.96	0.00	-0.48	-0.04
$\alpha = 0.1,$ $b = 1$		$\alpha = 0.1,$ $b = 0.5$		$\alpha = 0.1,$ $b = 0.1$	
LB	UB	LB	UB	LB	UB
-0.94	0.00	-0.81	0.00	-0.38	-0.09
$\alpha = 0,$ $b = 1$		$\alpha = 0,$ $b = 0.5$		$\alpha = 0,$ $b = 0.1$	
LB	UB	LB	UB	LB	UB
-0.72	-0.02	-0.50	-0.05	-0.28	-0.18

of the *ATE* in the case of misreporting, a treatment cannot hurt assumption and smoothness conditions can be found.

6. CONCLUSIONS

In this paper we provided partial identification results for the Marginal Treatment Effect in the presence of measurement error and a discrete instrument. To do so, given the discrete nature of the instruments we introduced different ways of recovering the *MTE* via nonparametric restrictions.

Results are illustrated via a numerical example and in quantifying the marginal treatment effect of SNAP on being food insecure, a case in which measurement error and endogeneity of treatment is known to be an issue. Results suggest that for most levels of heterogeneity the treatment reduces the chances of being food insecure.

In a more general way our results can serve as a sensitivity analysis tool for when researchers suspect of measurement error and are interested in recovering the *MTE*.

In the case that no measurement error exists, the results from this paper provided analytical partial identification results of the *MTE* in the presence of discrete (binary) instruments that can serve as a complement for the already existing results.

APPENDIX A. IDENTIFICATION WITHOUT SHAPE RESTRICTIONS

The object of interest as noted is $E[Y_1 - Y_0|V = v^*]$. Following Mogstad et al. (2018) this can be expressed as:

$$E[Y_1|V = v^*] - E[Y_0|V = v^*] = \int_0^1 E[Y_1|V = v]w_1dv + \int_0^1 E[Y_0|V = v]w_0dv \quad (\text{A.1})$$

Where $w_1 = \delta(v^*)$, $w_0 = -\delta(v^*)$ and $\delta(v^*)$ is Dirac delta measure assigning all the mass at $V = v^*$.

As noted in section 2 we can express $E[Y|Z = z] - E[Y|Z = z']$ our *IV*-like estimand as:

$$\begin{aligned} E[Y|Z = z] - E[Y|Z = z'] &= \int_{p(z')}^{p(z)} E[Y_1|V = v]dv - \int_{p(z')}^{p(z)} E[Y_0|V = v]dv \quad (\text{A.2}) \\ &= \int_0^1 E[Y_1|V = v]1\{v \in (p(z'), p(z))\}dv \\ &+ \int_0^1 -E[Y_0|V = v]1\{v \in (p(z'), p(z))\}dv \\ &\equiv \int_0^1 E[Y_1|V = v]\omega_1dv + \int_0^1 E[Y_0|V = v]\omega_0dv \end{aligned}$$

Where $\omega_1 = 1\{v \in (p(z'), p(z))\}$ and $\omega_0 = -1\{v \in (p(z'), p(z))\}$.

As stated in section 2, $1\{v \in (p(z'), p(z))\}$ is not known since $p(z)$ is not known. Nevertheless, for any fixed $p(z), p(z')$, for $E[Y_d|V = v] \in \mathcal{M}$ for $d = 1, 0$ and \mathcal{M} being a convex space we know from Mogstad et al. (2018) that since the equations A.1 and A.2 define linear operators then convexity is carried onto the space of solutions of equation A.1 subject to A.2. Then this allows to define a linear programming as in Mogstad et al. (2018) and take into account the implementation considerations they make to get upper bounds and lower bound for the *MTE* by solving respectively:

$$\max(\min)_{E[Y_1|V=v], E[Y_0|V=v] \in \mathcal{M}} \int_0^1 E[Y_1|V = v]w_1dv + \int_0^1 E[Y_0|V = v]w_0dv \quad (\text{A.3})$$

Subject to

$$E[Y|Z = z] - E[Y|Z = z'] = \int_0^1 E[Y_1|V = v]\omega_1(p)dv + \int_0^1 E[Y_0|V = v]\omega_0(p)dv$$

Which then give as a solution an interval defined as $MTE_{lb}(v^*, p), MTE_{ub}(v^*, p)$. Where $\omega_d(p), MTE_{lb}(\cdot, p), MTE_{ub}(\cdot, p)$ is stating the dependence of the program to a particular $p(z), p(z')$.

The following procedure can be repeated for every $p(z), p(z') \in \mathcal{P}$, the identification region of the propensity score (\mathcal{P} defined in appendix D) and then the set of possible values for the MTE is $\bigcup_{p \in \mathcal{P}} (MTE_{lb}(v^*, p), MTE_{ub}(v^*, p))$. In practice the calculation cannot be made for every p since it is infinite-dimensional, but the solution can be approximated taking several grid points in the space \mathcal{P} .

APPENDIX B. INFERENCE FOR THE ATE WITH NO MISREPORTING AND SMOOTHNESS CONDITIONS

Let $\Delta_Y \equiv E[Y|Z = z] - E[Y|Z = z']$. Let $p_1 \equiv p(z)$ and $p_0 \equiv p(z')$. We can use the upper bounds on the MTE to construct upper bounds on the ATE (a similar display would apply for the lower bounds). Note that from the bounds developed under smoothness conditions it is true that the following are upper bounds for the $MTE(v^*)$ (namely $MTE(v^*)_{ub}$):

$$MTE(v^*)_{ub1} \equiv \frac{\Delta_y + 2b[\frac{p_1^2 - p_0^2}{2} + v^*(p_0 - p_1)]}{p_1 - p_0} \quad \text{if } v^* < p_0 \quad (\text{B.1})$$

$$MTE(v^*)_{ub2} \equiv \frac{\Delta_y + 2b[v^{*2} + \frac{p_1^2 + p_0^2}{2} - v^*(p_0 + p_1)]}{p_1 - p_0} \quad \text{if } p_0 < v^* < p_1 \quad (\text{B.2})$$

$$MTE(v^*)_{ub3} \equiv \frac{\Delta_y + 2b[\frac{-p_1^2 + p_0^2}{2} + v^*(-p_0 + p_1)]}{p_1 - p_0} \quad \text{if } p_1 < v^* \quad (\text{B.3})$$

Then from the fact that $ATE = \int_0^1 MTE(v^*) dv^*$ we can see that:

$$\begin{aligned} ATE_{ub} &= \int_0^1 MTE(v^*)_{ub} \\ &= \int_0^{p_0} MTE(v^*)_{ub1} + \int_{p_0}^{p_1} MTE(v^*)_{ub2} + \int_{p_1}^1 MTE(v^*)_{ub3} \end{aligned} \quad (\text{B.4})$$

Which then combining equations B.1-B.4 and after some calculus we get:

$$ATE_{ub} = \frac{\Delta_y}{p_1 - p_0} + \frac{2b}{3} \frac{p_1^3 - p_0^3}{p_1 - p_0} - b \frac{p_1^2 - p_0^2}{p_1 - p_0} + b \quad (\text{B.5})$$

Which is a smooth continuous function of p_1, p_0, Δ_y (except at $p_1 = p_0$ which is rule out by assumption) then if the estimators of p_1, p_0, Δ_y are asymptotically normal (which is the case under standard conditions since they are sample analogs) we get by the continuous mapping theorem that the estimator of ATE_{ub} is also asymptotically normal. Then we can perform valid asymptotic inference on the bounds on the ATE . This bound is an outer set because as pointed out in the main document if the variables Y_1, Y_0 are naturally bounded then so it is the ATE , the bounds here do not incorporate that aspect.

APPENDIX C. INFERENCE FOR THE ATE WITH SMOOTHNESS CONDITIONS AND
TREATMENT CANNOT HURT ASSUMPTION

As in appendix B, let $\Delta_Y \equiv E[Y|Z = z] - E[Y|Z = z']$. Now as there is misreporting let $p_{1u} \equiv p_u(z), p_{1l} \equiv p_l(z), p_{0u} \equiv p_u(z')$ and $p_{0l} \equiv p_l(z')$. Also let the lower bound of the difference of the probabilities as in the main text to be Δ_{pl} . In this case adding the assumption that $Y_1 - Y_0 \leq 0$ we are imposing an upper bound on the MTE and ATE to be 0. We are also imposing information on the sign of it which leads to the following lower bounds for the $MTE(v^*)$

$$MTE(v^*)_{lb1} \equiv \frac{\Delta_y - 2b[\frac{p_{1u}^2 - p_{0l}^2}{2} + v^*(p_{0l} - p_{1u})]}{\Delta_{pl}} \quad \text{if } v^* < p_{0l} \quad (C.1)$$

$$MTE(v^*)_{lb2} \equiv \frac{\Delta_y - 2b[v^{*2} + \frac{p_{1u}^2 + p_{0l}^2}{2} - v^*(p_{0l} + p_{1u})]}{\Delta_{pl}} \quad \text{if } p_{0l} < v^* < p_{1u} \quad (C.2)$$

$$MTE(v^*)_{lb3} \equiv \frac{\Delta_y - 2b[\frac{-p_{1u}^2 + p_{0l}^2}{2} + v^*(-p_{0l} + p_{1u})]}{\Delta_{pl}} \quad \text{if } p_{1u} < v^* \quad (C.3)$$

Then from a similar display as in appendix B we get:

$$ATE_{lb} = \frac{\Delta_y - \frac{2b}{3}(p_{1u}^3 - p_{0l}^3) + b(p_{1u}^2 - p_{0l}^2) - b(p_{1u} - p_{0l})}{\Delta_{pl}} \quad (C.4)$$

We know that Δ_y, Δ_{pl} can be estimated with the sample analogs and they are well behaved estimators that under standard central limit theory are asymptotically normal. Note that from the main text $p_{1u} \equiv \min \{P(D^* = 1|Z = z) + \alpha, (1 - \alpha) + P(D^* = 0|Z = z)\}, p_{0l} \equiv \max \{P(D^* = 1|Z = z') - \alpha, \alpha - P(D^* = 1|Z = z')\}$ where the max, min operators make the asymptotic normality of their sample analogs not possible. But note that $p_{1u} \leq P(D^* = 1|Z = z) + \alpha$ and $p_{0l} \geq P(D^* = 1|Z = z') - \alpha$. So if the researcher is willing to assume he is using levels of α that are such that $P(D^* = 1|Z = z) + \alpha \leq 1$ and $P(D^* = 1|Z = z') - \alpha \geq 0$ and also their sample analogs, then, he can use $P(D^* = 1|Z = z) + \alpha, P(D^* = 1|Z = z') - \alpha$ instead of p_{1u}, p_{0l} as the bounds on the probabilities. In such a case the sample analogs of these outer bounds are asymptotically normal by usual central limit theory.⁷ In this case then, since the bound on the ATE is a smooth continuous function of $p_{1u}, p_{0l}, \Delta_y, \Delta_{pl}$ and

⁷Note that in the development of the bounds on the MTE with misreporting the particular form of the bounds for $p(z)$ was never used. In that sense the previous results still hold just that now we change tighter bounds of $p(z)$ for wider ones.

since the sample analogs of $P(D^* = 1|Z = z) + \alpha$, $P(D^* = 1|Z = z') - \alpha$, Δ_y , Δ_{pl} are asymptotically normal, by standard results we get by the continuous mapping theorem that the estimator of ATE_{lb} is also asymptotically normal. Then we can perform valid asymptotic inference on the bounds on the ATE . This bound is an outer set because as pointed out in appendix B and also due to the fact that we are not using the tightest possible bounds on $p(z)$.

APPENDIX D. IDENTIFICATION OF $p(z)$

As in Acerenza et al. (2021) from the use of assumption 1 we know that the true propensity score is $P(D = 1|Z = z) = p(z)$ where the fact that V is uniform has been used. It is also true by assumption 1 and the structural form of D that an index sufficiency condition holds, thus $P(D = 1|Z = z) = P(D = 1|p(Z) = p(z))$. Note then that from the definitions of probability and the fact that V is uniform

$$p(z) = F_V(p(z)) = P(\varepsilon = 1)F_{V|\varepsilon=1}(p(z)) + P(\varepsilon = 0)F_{V|\varepsilon=0}(p(z)) \quad (D.1)$$

Where $F_{V|\varepsilon}$ is the conditional distribution of V given ε and $P(\varepsilon = 1)$ is the unconditional probability of misreporting which we will call α . The identification strategy will be developed conditional on α . In that sense, as stated earlier if the researcher has an educated guess of α he can "plug it in" to get the identification region we develop here. Alternatively if the researcher believes on a range of α , say for example, all such values of α such that $\alpha < 0.2$ then he can take the union of our bounds for all the α 's he considers plausible.

Note now that from the definition of the model, the observed propensity score is such that:

$$P(D^* = 1|Z = z) = P(\varepsilon = 0, V \leq p(z)) + P(\varepsilon = 1, V > p(z)). \quad (D.2)$$

Notice that the index sufficiency again implies that $P(Y \in A, D^* = d^*|p(Z) = p(z)) = P(Y \in A, D^* = d^*|Z = z)$ for all z and d^* . This in turn implies that by the definition of joint probability that:

$$P(D^* = 1|p(Z) = p(z)) = (1 - \alpha)F_{V|\varepsilon=0}(p(z)) + \alpha(1 - F_{V|\varepsilon=1}(p(z))). \quad (D.3)$$

The following display on how to identify the difference between any two $p(z), p(z')$ comes from Acerenza et al. (2021). For now, we assume $\alpha \in (0, 1)$, since the cases where $\alpha \in \{0, 1\}$ can be dealt with separately since no misreporting or complete misreporting do not provide

an identification challenge. Combining equations D.1 with D.3, and solving for $F_{V|\varepsilon=0}(p)$ and $F_{V|\varepsilon=1}(p)$ in the system of equations, we obtain:

$$F_{V|\varepsilon=1}(p(z)) = \frac{p(z) + \alpha - P(D^* = 1|p(Z) = p(z))}{2\alpha}, \quad (\text{D.4})$$

$$F_{V|\varepsilon=0}(p(z)) = \frac{p(z) - \alpha + P(D^* = 1|p(Z) = p(z))}{2(1 - \alpha)}. \quad (\text{D.5})$$

Therefore, the above functions need to satisfy all required conditions for a cumulative distribution on $[0, 1]$: monotonicity, right-continuity, $F_{V|\varepsilon=1}(0) = F_{V|\varepsilon=0}(0) = 0$, and $F_{V|\varepsilon=1}(1) = F_{V|\varepsilon=0}(1) = 1$. Using the monotonicity condition of CDF's and the fact that the probabilities $F_{V|\varepsilon=1}(p(z))$ and $F_{V|\varepsilon=0}(p(z))$ lie between 0 and 1. For any z and z' such that $p(z') < p(z)$, we have:

$$\begin{aligned} 0 &\leq F_{V|\varepsilon=0}(p(z)) - F_{V|\varepsilon=0}(p(z')) \leq 1, \\ 0 &\leq F_{V|\varepsilon=1}(p(z)) - F_{V|\varepsilon=1}(p(z')) \leq 1. \end{aligned}$$

which implies

$$\begin{aligned} 0 &\leq \frac{P(D^* = 1|Z = z) - P(D^* = 1|Z = z') + p(z) - p(z')}{2(1 - \alpha)} \leq 1, \\ 0 &\leq \frac{p(z) - p(z') - P(D^* = 1|Z = z) + P(D^* = 1|Z = z')}{2\alpha} \leq 1. \end{aligned}$$

This latter inequalities respectively imply

$$\begin{aligned} -P(D^* = 1|Z = z) + P(D^* = 1|Z = z') &\leq p(z) - p(z') & (\text{D.6}) \\ &\leq 2(1 - \alpha) - P(D^* = 1|Z = z) + P(D^* = 1|Z = z'), \end{aligned}$$

$$\begin{aligned} P(D^* = 1|Z = z) - P(D^* = 1|Z = z') &\leq p(z) - p(z') & (\text{D.7}) \\ &\leq 2\alpha + P(D^* = 1|Z = z) - P(D^* = 1|Z = z'). \end{aligned}$$

Defining $\Delta_{D^*Z}(z, z') \equiv P(D^* = 1|Z = z) - P(D^* = 1|Z = z')$ the previous bounds are for $0 \leq p(z') < p(z) \leq 1$.

$$|\Delta_{D^*Z}(z', z)| \leq p(z) - p(z') \leq \min \{1, 2\alpha + \Delta_{D^*Z}(z', z), 2(1 - \alpha) - \Delta_{D^*Z}(z', z)\}.$$

Define for simplicity $\Delta_p \equiv p(z) - p(z')$, $\Delta_{pl} \equiv \Delta_{D^*Z}(z', z)$ and

$$\Delta_{pu} \equiv \min \{1, 2\alpha + \Delta_{D^*Z}(z', z), 2(1 - \alpha) - \Delta_{D^*Z}(z', z)\}$$

From equations D.6 and D.7 and noticing that the properties of the model in the special case when $P(z) = 0$, we have⁸

$$\begin{aligned} -P(D^* = 1|Z = z) + P(D^* = 1|p(Z) = 0) &\leq p(z) \\ &\leq 2(1 - \alpha) - P(D^* = 1|Z = z) + P(D^* = 1|p(Z) = 0), \\ P(D^* = 1|Z = z) - P(D^* = 1|p(Z) = 0) &\leq p(z) \\ &\leq 2\alpha + P(D^* = 1|Z = z) - P(D^* = 1|p(Z) = 0). \end{aligned}$$

Using the condition that $F_{V|\varepsilon=1}(0) = 0$, we identify $P(D^* = 1|p(Z) = 0) = \alpha$. Therefore, the above constraints on $p(z)$ become

$$\begin{aligned} \alpha - P(D^* = 1|Z = z) &\leq p(z) \leq 1 - \alpha + P(D^* = 0|Z = z), \\ P(D^* = 1|Z = z) - \alpha &\leq p(z) \leq \alpha + P(D^* = 1|Z = z). \end{aligned}$$

Similar argument holds for the special case where $p(z) = 1$, but this yields the above same constraints on $p(z')$.

Given this display the following bounds which are point-wise sharp (see Acerenza et al. (2021)) hold:

$$\begin{aligned} p_l(z) &\equiv \max \{P(D^* = 1|Z = z) - \alpha, \alpha - P(D^* = 1|Z = z)\}, \\ p_u(z) &\equiv \min \{P(D^* = 1|Z = z) + \alpha, (1 - \alpha) + P(D^* = 0|Z = z)\}. \end{aligned}$$

Define the set of $p(z)$ satisfying these two constraints as \mathcal{P} .

Note that since $p(z)$ must lie between $(0, 1)$ the previous bounds are imposing restrictions on the level of misreporting the data supports. If there is an α such that $p_u(z) > 1$ or $p_l(z) < 0$ then it is a signal that that level of α is not sustained by the data.

To illustrate the previously mentioned notion about instead of having a guess for α having a guess of a set of values, imagine the researcher suspects two potential levels of misreporting α_1 and α_2 . In this sense he could use the union of the bounds of both levels of misreporting

⁸Note that the display is using the fact that given the latent index structure of D when $p(z) = 0$ given V is normalized to be uniform $P(D = 1|p(z) = 0) = 0$. This result is relying on the structure of the model and it can be applied although there might not exist any observed $p(z^0)$ such that it exists in the data $P(D = 1|p(z) = 0) = 0$ due to the discrete nature of the instruments.

to get the set for $p(z)$. This would look like:

$$\begin{aligned}
p_l(z) &= \min \left(\max\{P(D^* = 1|Z = z) - \alpha_1, \alpha_1 - P(D^* = 1|Z = z)\}, \right. \\
&\quad \left. \max\{P(D^* = 1|Z = z) - \alpha_2, \alpha_2 - P(D^* = 1|Z = z)\} \right) \\
p_u(z) &= \max \left(\min\{\alpha_1 + P(D^* = 1|Z = z), (1 - \alpha) + P(D^* = 0|Z = z)\}, \right. \\
&\quad \left. \min\{\alpha_2 + P(D^* = 1|Z = z), (1 - \alpha) + P(D^* = 0|Z = z)\} \right)
\end{aligned}$$

APPENDIX E. IDENTIFICATION WITH MONOTONICITY ASSUMPTION ON THE TREATMENT RESPONSES AND SMOOTHNESS

Instead of using assumption 5 the researcher might be willing to use 6. In such a case note then that for some v^* between $p(z), p(z')$:

$$\begin{aligned}
E[Y|Z = z] - E[Y|Z = z'] &= \int_{p(z')}^{p(z)} E[Y_1|V = v] - E[Y_0|V = v] dv \\
&= \int_{p(z')}^{p(z)} \left(E[Y_1|V = v] - E[Y_1|V = v^*] - E[Y_0|V = v] \right. \\
&\quad \left. + E[Y_0|V = v^*] + E[Y_1|V = v^*] - E[Y_0|V = v^*] \right) dv \\
&= [p(z) - p(z')] MTE(v^*) \\
&\quad + \int_{p(z')}^{p(z)} E[Y_1|V = v] - E[Y_1|V = v^*] dv + \int_{p(z')}^{p(z)} E[Y_0|V = v^*] - E[Y_0|V = v] dv \\
&= [p(z) - p(z')] MTE(v^*) \\
&\quad + \int_{p(z')}^{v^*} E[Y_1|V = v] - E[Y_1|V = v^*] dv + \int_{v^*}^{p(z)} E[Y_1|V = v] - E[Y_1|V = v^*] dv \\
&\quad + \int_{p(z')}^{v^*} E[Y_0|V = v^*] - E[Y_0|V = v] dv + \int_{v^*}^{p(z)} E[Y_0|V = v^*] - E[Y_0|V = v] dv
\end{aligned}$$

Note that between $p(z'), v^*$ every v is smaller than v^* such that then by assumption 6 for v^* bigger than v we have $0 \leq E[Y_1|V = v^*] - E[Y_1|V = v] \leq b(v^* - v)$, then $0 \geq -E[Y_1|V = v^*] + E[Y_1|V = v] \geq b(v^* - v)$ thus between $p(z')$ and v^* , $\int_{p(z')}^{v^*} E[Y_1|V = v] - E[Y_1|V = v^*] dv \leq 0$. Similarly between v^* and $p(z)$ we get $\int_{v^*}^{p(z)} E[Y_1|V = v] - E[Y_1|V = v^*] dv \leq \int_{v^*}^{p(z)} b(v - v^*) dv$. Also $\int_{p(z')}^{v^*} E[Y_0|V = v^*] - E[Y_0|V = v] dv \leq \int_{p(z')}^{v^*} b(v^* - v) dv$,

$\int_{v^*}^{p(z)} E[Y_0|V = v^*] - E[Y_0|V = v]dv \leq 0$. Then:

$$\begin{aligned}
E[Y|Z = z] - E[Y|Z = z'] &\leq [p(z) - p(z')]MTE(v^*) \\
&+ \int_{v^*}^{p(z)} b(v - v^*)dv \\
&+ \int_{p(z')}^{v^*} b(v^* - v)dv \\
&= [p(z) - p(z')]MTE(v^*) + \int_{p(z')}^{p(z)} b|v - v^*|dv \\
&\leq [p(z) - p(z')]MTE(v^*) + \int_{p_l(z')}^{p_u(z)} b|v - v^*|dv
\end{aligned}$$

Symmetrically,

$$E[Y|Z = z] - E[Y|Z = z'] \geq [p(z) - p(z')]MTE(v^*) - \int_{p_l(z')}^{p_u(z)} b|v - v^*|dv$$

Then by a similar display as in the discussion before theorem 2 we can get bounds based on no information about the sign, or based on the information contained in $E[Y|Z = z] - E[Y|Z = z'] \pm \int_{p_l(z')}^{p_u(z)} b|v - v^*|dv$. A similar logic applies for $p(z) < v^*$ and $v^* < p(z')$. The following theorem summarizes this result.

Theorem 3. *If assumptions 1-2 and 6 holds. Then the following bounds are valid:*

(1) *If $E[Y|Z = z] - E[Y|Z = z'] - \int_{p_l(z')}^{p_u(z)} b|v - v^*|dv \geq 0$:*

$$MTE^+(v^*)_{lb} = \frac{E[Y|Z = z] - E[Y|Z = z'] - \int_{p_l(z')}^{p_u(z)} b|v - v^*|dv}{\Delta_{pu}}$$

$$MTE^+(v^*)_{ub} = \frac{E[Y|Z = z] + E[Y|Z = z'] + \int_{p_l(z')}^{p_u(z)} b|v - v^*|dv}{\Delta_{pl}}$$

(2) *If $E[Y|Z = z] - E[Y|Z = z'] + \int_{p_l(z')}^{p_u(z)} b|v - v^*|dv \leq 0$:*

$$MTE^-(v^*)_{lb} = \frac{E[Y|Z = z] - E[Y|Z = z'] - \int_{p_l(z')}^{p_u(z)} b|v - v^*|dv}{\Delta_{pl}}$$

$$MTE^-(v^*)_{ub} = \frac{E[Y|Z = z] + E[Y|Z = z'] + \int_{p_l(z')}^{p_u(z)} b|v - v^*|dv}{\Delta_{pu}}$$

(3) *Otherwise:*

$$MTE(v^*)_{lb} = \max\{MTE^-(v^*)_{lb}, MTE^+(v^*)_{lb}\}$$

$$MTE(v^*)_{ub} = \min\{MTE^-(v^*)_{ub}, MTE^+(v^*)_{ub}\}$$

APPENDIX F. THE CHOICE OF b

In some applications, choosing b inherently involves some subjective belief about the maximum size of treatment effects or as above on underlying behaviour of unobservable taste parameters. Identification result are obtained conditional on those beliefs. One possible route to choose b as proposed by Kim et al. (2018) formally is to rely on Bayesian inference using pre-samples or information from prior elicitation. Using existing experimental results or from previous research, one may obtain a posterior distribution regarding b and use a high quantile of the posterior distribution as a possible value of b .

An alternative way of choosing b in the context of the current paper and in the application to SNAP if there is previous results on $LATE$ or ATE for SNAP we could choose b to be such that is consistent with previous studies on the topic.

Yet another way would be in the same spirit of Armstrong and Kolesár (2020) and a-priori decide on the bigger (or worst case) class of functions the researcher is willing to accept as potential marginal treatment responses. In that sense if the researcher is willing for example to accept the idea that all functions between 0 and 1 with $b = 2$ or less are candidates then he should present the report for all the values of b consistent with this notion.

The previous ideas all rely on the researcher either having a belief ex-ante or auxiliary data. An alternative way of choosing the b from inside the given data itself is the following. Suppose the support of the instrument has at least three values, z_0, z_1, z_2 and respective propensity scores p_0, p_1, p_2 . If the researcher was willing to use only information on z_0, z_2 to get bounds on the MTE at different values of v^* between 0 and 1 then noticing the following equality:

$$E[Y|Z = z_2] - E[Y|Z = z_1] = \int_{p_1}^{p_2} MTE(v)dv$$

The obtained bounds on the MTE could be plugged in to get:

$$\begin{aligned} E[Y|Z = z_2] - E[Y|Z = z_1] &\leq \int_{p_1}^{p_2} MTE_{ub}(v)dv \\ E[Y|Z = z_2] - E[Y|Z = z_1] &\geq \int_{p_1}^{p_2} MTE_{lb}(v)dv \end{aligned}$$

Similarly

$$E[Y|Z = z_1] - E[Y|Z = z_0] \leq \int_{p_0}^{p_1} MTE_{ub}(v)dv$$

$$E[Y|Z = z_1] - E[Y|Z = z_0] \geq \int_{p_0}^{p_1} MTE_{lb}(v)dv$$

Then the range of b could be chosen as the ones consistent with the previous set of inequalities supported by the data. This strategy would require the instrument to take at least three values and would also imply not using all the information available to get the tightest possible bounds on the MTE conditional on b . Nevertheless this would bring in a way to discipline the value of b to be consistent with the observed data.

REFERENCES

- Acerenza, S., K. Ban and D. Kédagni. 2021. "Marginal Treatment effects with misclassified treatment." *Working paper*.
- Aigner, D. J.. 1973. "Regression with a binary independent variable subject to errors of observation." *Journal of Econometrics* 1:49-59.
- Armstrong, T and M. Kolesár. 2020. "Simple and honest confidence intervals in nonparametric regression." *Quantitative Economics*:1-39.
- Balakrishnan, N. and C. D. Lai. 2009. "Continuous Bivariate Distributions." *Springer-Verlag New York*.
- Bollinger, C., and M. David. 1997. "Modeling Discrete Choice with Response Error: Food Stamp Participation." *Journal of the American Statistical Association* 92(439): 827-835.
- Brinch, C.N. , M. Mogstad and M. Wiswall. 2017. "Beyond $LATE$ with a Discrete Instrument." *Journal of Political Economy* 125(4): 985-1039.
- Carneiro, P., J. J. Heckman and E. Vytlačil. 2011. "Estimating marginal returns to education." *American Economic Review* 101(6):2754–2781.
- Chalakov, K. 2017. "Instrumental Variables methods with heterogeneity and mismeasured instruments." *Econometric Theory* 33:69–104.
- Chesher, A. 2005. "Nonparametric Identification under Discrete Variation." *Econometrica* 73(5):1525–1550.
- Contini, D. and A. M. Richiardi. 2012. "Reconsidering the effect of welfare stigma on unemployment." *Journal of Economic Behavior and Organization* 84(2):224-244.

- DiTraglia, F. J. and C. García-Jimeno. 2019. "Identifying the effect of a mis-classified, binary, endogenous regressor." *Journal of Econometrics* 209: 376-390.
- Earnshaw, V. and A. Karpyn. 2020. "Understanding stigma and food inequity: a conceptual framework to inform research, intervention, and policy." *Translational Behavioral Medicine* 10(6): 1350–1357.
- Gundersen, C., and B. Kreider. 2008. "Food Stamps and Food Insecurity: What Can Be Learned in the Presence of Nonclassical Measurement Error?" *Journal of Human Resources* 43(2): 352-382.
- Haider, S. and Stephens M. 2020. "Correcting for Misclassified Binary Regressors Using Instrumental Variables." *NBER Working paper series* Working Paper 27797.
- Hausman, J.A., Abrevaya, J. and Scott-Morton, F.M. 1998. "Misclassification of the dependent variable in a discrete-response setting." *Journal of Econometrics* 87:239–269.
- Heckman, J.J. and E. Vytlacil. 1999. "Local Instrumental variables and latent variable models for identifying and bounding treatment effects." *Proceedings of the National Academy of Sciences* 96:4730–4734.
- Heckman, J.J. and E. Vytlacil. 2005. "Structural Equations, Treatment Effects, and Econometric Policy Evaluation." *Econometrica* 73(3):669–738.
- Heckman, J.J., S. Urzua and E. Vytlacil. 2006. "Understanding Instrumental Variables in models with essential heterogeneity." *The Review of Economics and Statistics* 88(3):389–432.
- Henry, M., Y. Kitamura and B. Salnié. 2014. "Partial Identification of finite mixtures in econometric models." *Quantitative Economics* 5:123–144.
- Hernandez, M. and S. Pudney . 2007. "Measurement error in models of welfare participation." *Journal of Public Economics* 91:327–341.
- Hu, Y. 2008. "Identification and estimation of nonlinear models with misclassification error using instrumental variables: A general solution." *Journal of Econometrics* 144:27–61.
- Imai, K. and T. Yamamoto. 2010. "Causal inference with differential measurement error: Nonparametric identification and sensitivity analysis." *American Journal of Political Science* 54:543–560.
- Jun, S. J., J. Pinkse and H. Xu. 2011. "Tighter bounds in triangular systems." *Journal of Econometrics* 161(2):122–128.
- Kédagni, D. and I. Mourifié . 2014. "Tightening bounds in triangular systems." *Economics Letters* 125(3):455–458.
- Kédagni, D. 2019. "Identification of Treatment Effects with Mismeasured Imperfect Instruments." *Working paper* Number 19009, Iowa State University.

- Kim, W., K. Kwon, S. Kwon and S. Lee. 2018. "The identification power of smoothness assumptions in models with counterfactual outcomes." *Quantitative Economics* 9, 617–642.
- Kreider, B., J.V. Pepper, C. Gundersen and D. Jolliffe. 2012. "Identifying the Effects of SNAP(Food Stamps) on Child Health Outcomes When Participation is Endogenous and Misreported." *Journal of the American Statistical Association* 107:432–441.
- Kreider, B. and J.V. Pepper. 2007. "Disability and employment: Reevaluating the evidence in light of reporting errors." *Journal of the American Statistical Association* 102:432–441.
- Lehmann, E.L. 1966. "Some Concepts of Dependence." *The Annals of Mathematical Statistics* 37(5):1137–1153.
- Lewbel, A. 2007. "Estimation of Average treatment effects with misclassification." *Econometrica* 75(2):537–551.
- Machado, C., A.M. Shaikh and E.J. Vytlacil. 2019. "Instrumental variables and the sign of the average treatment effect." *Journal of Econometrics* 212(2):522–555.
- Mahajan, A. 2006. "Identification and Estimation of regression models with misclassification." *Econometrica* 74(3):631–665.
- Meyer, B., D.W. Mok and J.X. Sullivan. 2006. "The Under-Reporting of Transfers in Household Surveys: Its Nature and Consequences." *Working Paper* University of Chicago, Harris School of Public Policy Studies.
- Moffitt, R. 1983. "An Economic Model of Welfare Stigma." *The American Economic Review* 73(5):1023–1035.
- Mogstad, M., A. Santos and A. Torgovitsky. 2018. "Using Instrumental Variables For Inference About Policy Relevant Treatment Parameters." *Econometrica* 86(5):1589–1619.
- Molinari, F. 2008. "Partial identification of probability distributions with misclassified data." *Journal of Econometrics* 144:81–117.
- Molinari, F. 2008. "Partial identification of probability distributions with misclassified data." *Journal of Econometrics* 144:81–117.
- Palar, K., Frongillo, E. A., Escobar, J., Sheira, L. A., Wilson, T. E., Adedimeji, A., Merenstein, D., Cohen, M. H., Wentz, E. L., Adimora, A. A., Ofotokun, I., Metsch, L., Tien, P. C., Turan, J. M., and Weiser, S. D. 2018. "Food Insecurity, Internalized Stigma, and Depressive Symptoms Among Women Living with HIV in the United States." *AIDS and behavior* 22(12):3869–3878.
- Possebom, V. 2021. "Crime and Mismeasured Punishment: Marginal Treatment Effect with Misclassification." *Working Paper*.
- Tommasi, D and L. Zhang. 2020. "Bounding Program Benefits When Participation Is Misreported." *IZA IZA DP No. 13430*

Ura, T. 2018. "Heterogeneous treatment effects with mismeasured endogenous treatment." *Quantitative Economics* 9(3):1335–1370.