

# $\eta(1295) \rightarrow 3\pi$ decays

N.N. Achasov \* and G.N. Shestakov †

Laboratory of Theoretical Physics, S.L. Sobolev Institute for Mathematics, 630090, Novosibirsk, Russia

Estimates are given for the widths of the isospin-breaking  $\eta(1295) \rightarrow 3\pi$  decays caused by both the direct transitions  $\eta(1295) \rightarrow 3\pi$  and the  $\pi^0(1300) - \eta(1295)$  mixing. Processes that have the potential for detecting  $\eta(1295) \rightarrow 3\pi$  decays are discussed.

## I. INTRODUCTION

Mechanisms of the isospin-breaking decays of light mesons are highly diverse. For instance, the decay of  $\omega \rightarrow \pi^+\pi^-$  [1] occurs mainly due to the  $\rho^0 - \omega$  mixing [2, 3]. The seed mechanism of the  $\eta \rightarrow 3\pi$  [4–6] and  $\eta' \rightarrow 3\pi$  [7, 8] decays is the  $\pi^0 - \eta$  mixing [9–16]. Decays  $a_0^0(980) \rightarrow \pi^+\pi^-$  and  $f_0(980) \rightarrow \eta\pi^0$  discovered by the BESIII Collaboration [17, 18] are due to the  $a_0^0(980) - f_0(980)$  mixing [19–22]. The significant isospin breaking in the  $\eta(1405) \rightarrow f_0(980)\pi^0 \rightarrow 3\pi$  decays is explained mainly by the triangle logarithmic singularity, which is present in the transition amplitude  $\eta(1405) \rightarrow (K^*K + \bar{K}^*K) \rightarrow (K^+K^- + K^0\bar{K}^0)\pi^0 \rightarrow f_0(980)\pi^0 \rightarrow 3\pi$  [23–29]. The isospin breaking in the  $f_1(1285) \rightarrow 3\pi$  decays discovered by the VES [30, 31] and BESIII [32] Collaborations is probably due to a combination of several mechanisms [33]. As for the  $\eta(1295) \rightarrow 3\pi$  decays, a hint at their existence was obtained by the BESIII Collaboration in the study of the processes  $e^+e^- \rightarrow J/\psi \rightarrow \gamma 3\pi$  [23]. However, it remains unclear which of the two mesons  $\eta(1295)$  or  $f_1(1285)$  (or both together) lead to a slight excess over the smooth background in the three-pion mass spectra around 1290 MeV [23].

In the present paper, we discuss the mechanisms that can lead to the isospin-breaking decays  $\eta(1295) \rightarrow \pi^0\pi^+\pi^-$  and  $\eta(1295) \rightarrow 3\pi^0$ , and also the processes having the potential for detecting such decays. The paper is organized as follows. In Sec. II we construct a simple isobar model for the main decay of the  $\eta(1295)$  into  $\eta\pi\pi$ . The model takes into account the amplitudes of subprocesses  $\eta(1295) \rightarrow a_0(980)\pi \rightarrow \eta\pi\pi$  and  $\eta(1295) \rightarrow \eta\sigma \rightarrow \eta(\pi\pi)_S$  the coherent sum of which defines the shapes of the  $\eta\pi$  and  $\pi\pi$  mass spectra (here  $\sigma$  is a symbolic notation for the virtual  $S$ -wave hadronic system with isospin  $I = 0$  decaying into  $\pi\pi$ ). In Sec. III we use this model to estimate the widths of the direct decays  $\eta(1295) \rightarrow 3\pi$  caused by the  $\pi^0 - \eta$  and  $a_0^0(980) - f_0(980)$  mixing. The corresponding mass spectra of the  $\pi^0\pi^+$ ,  $\pi^+\pi^-$ , and  $\pi^0\pi^0$  pairs are constructed too. In Sec. IV we discuss the mixing of the  $\eta(1295)$  and  $\pi^0(1300)$  resonances and present estimates for the  $\eta(1295) \rightarrow 3\pi$  decay widths due to a combination of the considered isospin-breaking mechanisms. In sect. V the processes that can be used to search for  $\eta(1295) \rightarrow 3\pi$  decays are discussed. The results of our analysis are briefly summarized in Sec. VI.

## II. THE $\eta(1295) \rightarrow \eta\pi^+\pi^-$ DECAY

First of all, we note that the  $\eta(1295)$  meson, like its probable  $SU(3)$  partners  $\pi(1300)$  and  $K(1460)$  [1], has not been sufficiently studied yet, despite a large number of experiments performed [1, 34–44]. Progress in the investigation of the  $\eta(1295)$  would be highly desirable, especially since its searches in  $\gamma\gamma$  collisions [45], in central production [46, 47] and in a number of experiments on the radiative  $J/\psi$  decays [48–50] did not give the expected results. Recently, the properties of excited pseudoscalar states have been discussed in Refs. [44, 51–55].

The state  $\eta(1295)$  was first discovered as a result of a partial-wave analysis of the  $\eta\pi^+\pi^-$  system in the reaction  $\pi^-p \rightarrow \eta\pi^+\pi^-n$  at 8.45 GeV [35] and then confirmed in other experiments on the reactions  $\pi^-p \rightarrow \eta\pi^+\pi^-n$  [36, 38, 41, 42],  $\pi^-p \rightarrow \eta\pi^0\pi^0n$  [40],  $\pi^-p \rightarrow K^+K_S^0\pi^-n$  [37],  $\pi^-p \rightarrow K^+K^-\pi^0n$  [43],  $J/\psi \rightarrow \gamma\eta\pi^+\pi^-$  [39], and  $B^+ \rightarrow K^+\eta\pi\pi$  [44] (see also [1, 34]). In almost all experiments, the separation of signals from  $\eta(1295)$  and  $f_1(1285)$  states, having common decay modes, was carried out. The results of the partial-wave analyzes indicate that the  $\eta(1295)$  decays predominantly via quasi-two-body intermediate states:  $\eta(1295) \rightarrow a_0(980)\pi \rightarrow \eta\pi\pi$  and  $\eta(1295) \rightarrow \eta\sigma \rightarrow \eta(\pi\pi)_S$ . The relation between the  $\eta(1295) \rightarrow a_0(980)\pi$  and  $\eta(1295) \rightarrow \eta\sigma$  modes are not well defined [1, 34–44]. But there are no special indications of the dominance of any one of them. According to the Particle Data Group (PDG) [1], the mass and total width of the  $\eta(1295)$  are  $1294 \pm 4$  MeV and  $55 \pm 5$  MeV, respectively.

To estimate the probabilities of the isospin-breaking decays  $\eta(1295) \rightarrow 3\pi$ , it is necessary to have a model for the main decay  $\eta(1295) \rightarrow \eta\pi^+\pi^-$ . The decay width of  $\eta(1295) \rightarrow \eta\pi^0\pi^0$  is related to the  $\eta(1295) \rightarrow \eta\pi^+\pi^-$  one

\* achasov@math.nsc.ru

† shestako@math.nsc.ru

by the isotopic relation  $2\Gamma_{\hat{\eta} \rightarrow \eta\pi^0\pi^0} = \Gamma_{\hat{\eta} \rightarrow \eta\pi^+\pi^-}$  [here and hereinafter  $\hat{\eta}$  is a short notation for  $\eta(1295)$ ]. We use a simple isobar model (see, for example, Refs. [8, 56, 57] and references therein) and write the amplitude of the  $\eta(1295) \rightarrow \eta\pi^+\pi^-$  decay as follows:

$$F_{\hat{\eta} \rightarrow \eta\pi^+\pi^-}(s, t, u) = T_{a_0^+}(s) + T_{a_0^-}(t) + T_{\sigma}^{\hat{\eta}}(u), \quad (1)$$

where  $s$ ,  $t$ , and  $u$  are the  $\eta\pi^+$ ,  $\eta\pi^-$ , and  $\pi^+\pi^-$  invariant mass squared, respectively, and the amplitudes  $T$  have the form

$$T_{a_0^+}(s) + T_{a_0^-}(t) = \frac{g_{\hat{\eta}a_0\pi}g_{a_0\eta\pi}}{16\pi} \left( \frac{1}{D_{a_0^+}(s)} + \frac{1}{D_{a_0^-}(t)} \right), \quad T_{\sigma}^{\hat{\eta}}(u) = C_{\hat{\eta}}T_0^0(u) = C_{\hat{\eta}} \frac{\eta_0^0(u)e^{\delta_0^0(u)} - 1}{2i\rho_{\pi^+\pi^-}(u)}. \quad (2)$$

That is, the amplitudes  $T_{a_0^+}(s)$  and  $T_{a_0^-}(t)$  are saturated by the contributions of intermediate  $a_0^+(980)$  and  $a_0^-(980)$  states that manifest themselves in the  $\eta(1295) \rightarrow \eta\pi^+\pi^-$  decay in the form of peaks in the  $\eta\pi^+$  and  $\eta\pi^-$  mass spectra, respectively; here  $D_{a_0^\pm}$  is the inverse propagator of the  $a_0^\pm(980)$  resonance in which the finite width corrections are taken into account (see its explicit form, for example, in Refs. [22, 33, 58]). For the coupling constants of the  $a_0(980)$  with pairs of light pseudoscalar mesons, we use the relations valid in the four-quark model [59, 60]:

$$g_{a_0\eta\pi} = \bar{g} \cos(\theta_i - \theta_p), \quad g_{a_0\eta'\pi} = -\bar{g} \sin(\theta_i - \theta_p), \quad g_{a_0^+K^+K^0} = g_{a_0^-K^0K^-} = \bar{g}, \quad (3)$$

where  $\bar{g}$  is the overall coupling constant,  $\theta_i = 35.3^\circ$  is the so-called ‘‘ideal’’ mixing angle and  $\theta_p = -11.3^\circ$  is the mixing angle in the nonet of the light pseudoscalar mesons [1]. The corresponding decay widths have the standard form  $\sqrt{s}\Gamma_{a_0 \rightarrow ab}(s) = g_{a_0ab}^2 \rho_{ab}(s)/(16\pi)$ , where  $\rho_{ab}(s) = [s^2 - 2s(m_a^2 + m_b^2) + (m_a^2 - m_b^2)^2]^{1/2}/s$ . For further estimates, we set  $m_{a_0} = 0.985$  GeV and  $g_{a_0\eta\pi}^2/(16\pi) = 0.2$  GeV<sup>2</sup> [22, 33, 58]. The amplitude  $T_{\sigma}^{\hat{\eta}}(u)$ , describing the interaction in the  $\pi\pi$  channel, is taken according to Eq. (2) proportional to the  $S$ -wave  $\pi\pi$  scattering amplitude with isospin  $I = 0$ ;  $\eta_0^0(u)$  and  $\delta_0^0(u)$  are its inelasticity (equal to 1 for  $u < 4m_{K^+}^2$ ) and phase, respectively. We take the amplitude  $T_0^0(u)$  from Ref. [61] at the values of the parameters indicated in Table I for fitting variant I. In this work, the excellent simultaneous descriptions of the phase shifts, inelasticity, and mass distributions in the reactions  $\pi\pi \rightarrow \pi\pi$ ,  $\pi\pi \rightarrow K\bar{K}$ , and  $\phi \rightarrow \pi^0\pi^0\gamma$  was obtained.

The variables  $s$ ,  $t$ , and  $u$  are related by the relation  $\Sigma \equiv s + t + u = M^2 + m_{\eta}^2 + 2m_{\pi^+}^2$ , where  $M$  is the invariant mass of the initial (virtual) state  $\eta(1295)$ . To simplify the notations, we do not indicate  $M$  among the arguments on which the amplitudes of the considered decays depend. Choosing  $s \equiv m_{\eta\pi^+}^2$  and  $u \equiv m_{\pi^+\pi^-}^2$  as independent variables and taking into account the adopted normalizations in Eqs. (1) and (2), we write the total decay width of  $\eta(1295) \rightarrow \eta\pi^+\pi^-$  in the form

$$\Gamma_{\hat{\eta} \rightarrow \eta\pi^+\pi^-} = \frac{1}{\pi M^3} \int |F_{\hat{\eta} \rightarrow \eta\pi^+\pi^-}(s, t, u)|^2 ds du. \quad (4)$$

Integration limits for three-body decays are given in Ref. [62]. The constants  $g_{\hat{\eta}a_0\pi}$  and  $C_{\hat{\eta}}$  introduced in Eq. (2) can be estimated by assuming the condition of equality of the contributions from the amplitudes  $T_{a_0^+}(s) + T_{a_0^-}(t)$  and  $T_{\sigma}^{\hat{\eta}}(u)$  into the  $\eta(1295) \rightarrow \eta\pi^+\pi^-$  decay width (see the discussion of experimental data in the second paragraph of this section) and normalizing the contribution of the module squared of their coherent sum [see Eqs. (1) and (4) to the value  $\Gamma_{\hat{\eta} \rightarrow \eta\pi^+\pi^-} \approx (2/3)\Gamma_{\hat{\eta}}^{\text{tot}} \approx 36$  MeV. For the nominal mass of the  $\eta(1295)$  meson [1], we obtain  $g_{\hat{\eta}a_0\pi} \approx 1.26$  GeV and  $C_{\hat{\eta}} \approx 0.626$ . The mass spectra of the  $\eta\pi^+$  and  $\pi^+\pi^-$  pairs,

$$\frac{d\Gamma_{\hat{\eta} \rightarrow \eta\pi^+\pi^-}(s)}{d\sqrt{s}} = \frac{2\sqrt{s}}{\pi M^3} \int |F_{\hat{\eta} \rightarrow \eta\pi^+\pi^-}(s, t, u)|^2 du \quad \text{and} \quad \frac{d\Gamma_{\hat{\eta} \rightarrow \eta\pi^+\pi^-}(u)}{d\sqrt{u}} = \frac{2\sqrt{u}}{\pi M^3} \int |F_{\hat{\eta} \rightarrow \eta\pi^+\pi^-}(s, t, u)|^2 ds, \quad (5)$$

corresponding to the above values of the parameters are shown in Fig. 1. The peak due to the  $a_0^+(980)$  resonance is clearly visible in the  $\eta\pi^+$  mass spectrum. The mass spectrum of  $\pi^+\pi^-$  is naturally smoother. By varying the constants  $g_{\hat{\eta}a_0\pi}$  and  $C_{\hat{\eta}}$ , one can obtain various shapes for these mass spectra and use the specified parametrization for fitting. Unfortunately, for the  $\eta(1295) \rightarrow \eta\pi^+\pi^-$  decay there is still no data cleared of significant foreign admixtures. We are now in position to move on to estimating probabilities of the decays  $\eta(1295) \rightarrow 3\pi$ .

### III. DIRECT DECAYS $\eta(1295) \rightarrow \pi^0\pi^+\pi^-$ AND $\eta(1295) \rightarrow 3\pi^0$

The diagrams responsible for the direct decays  $\eta(1295) \rightarrow \pi^0\pi^+\pi^-$  are shown in Fig. 2. Diagrams (a), (b), and (c) are due to the  $\pi^0 - \eta$  mixing [10], and diagram (d) is due to the  $a_0^0(980) - f_0(980)$  mixing [19]. The corresponding amplitude can be written in the form

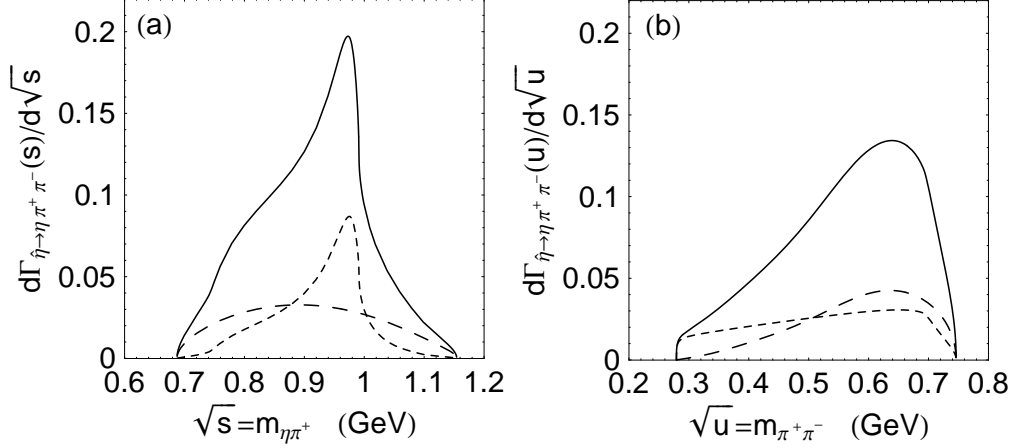


Figure 1: The solid curves show the mass spectra (a)  $\eta\pi^+$  and (b)  $\pi^+\pi^-$  in the decay  $\eta(1295) \rightarrow \eta\pi^+\pi^-$ . Contributions from the  $a_0(980)\pi$  and  $\eta\sigma$  intermediate states are shown by short and long dashed curves, respectively.

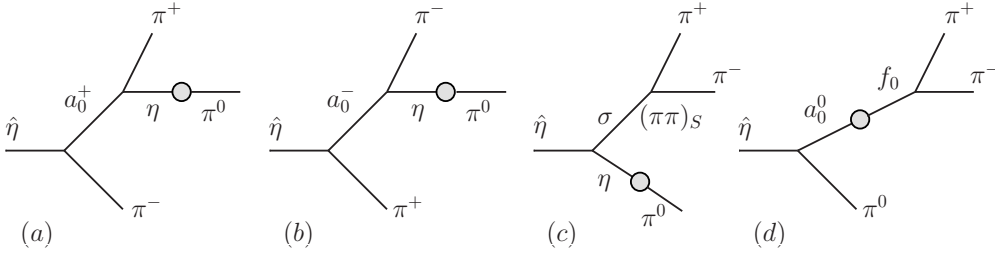


Figure 2: Direct decays  $\eta(1295) \rightarrow \pi^0\pi^+\pi^-$ .

$$F_{\hat{\eta} \rightarrow \pi^0 \pi^+ \pi^-}^{\text{dir}}(s, t, u) \equiv F_c^{\text{dir}}(s, t, u) = \frac{\Pi_{\pi^0 \eta}}{m_\eta^2 - m_{\pi^0}^2} \left( T_{a_0^+}(s) + T_{a_0^-}(t) + T_\sigma(u) \right) + \frac{g_{\hat{\eta} a_0 \pi} g_{f_0 \pi^+ \pi^-}}{16\pi} G_{a_0^0 f_0}(u), \quad (6)$$

where  $\Pi_{\pi^0 \eta}$  is the mass squared of the  $\pi^0 - \eta$  transition and  $G_{a_0^0 f_0}(u)$  is the propagator of the  $a_0^0(980) - f_0(980)$  transition [19, 22, 33];

$$G_{a_0^0 f_0}(u) = \frac{\Pi_{a_0^0 f_0}(u)}{D_{a_0^0}(u) D_{f_0}(u) - \Pi_{a_0^0 f_0}^2(u)}, \quad (7)$$

$$\Pi_{a_0^0 f_0}(u) = \frac{g_{a_0^0 K^+ K^-} g_{f_0 K^+ K^-}}{16\pi} \left[ i[\rho_{K^+ K^-}(u) - \rho_{K^0 \bar{K}^0}(u)] - \frac{\rho_{K^+ K^-}(u)}{\pi} \ln \frac{1 + \rho_{K^+ K^-}(u)}{1 - \rho_{K^+ K^-}(u)} + \frac{\rho_{K^0 \bar{K}^0}(u)}{\pi} \ln \frac{1 + \rho_{K^0 \bar{K}^0}(u)}{1 - \rho_{K^0 \bar{K}^0}(u)} \right], \quad (8)$$

where  $\rho_{K\bar{K}}(u) = \sqrt{1 - 4m_K^2/u}$  for  $\sqrt{u} \geq 2m_K$ ; if  $\sqrt{u} \leq 2m_K$ , then  $\rho_{K\bar{K}}(u)$  should be replaced to  $i|\rho_{K\bar{K}}(u)|$ . In Eq. (7)  $D_{f_0}(u)$  is the inverse propagator of the  $f_0(980)$  resonance coupled with  $\pi\pi$ ,  $K\bar{K}$ , and  $\eta\eta$  channels (see, for example, Ref. [33]). For further estimates, we set [33]  $m_{f_0} = 0.985$  GeV,  $(3/2)g_{f_0 \pi^+ \pi^-}^2/(16\pi) = 0.098$  GeV<sup>2</sup>,  $2g_{f_0 K^+ K^-}^2/(16\pi) = 0.4$  GeV<sup>2</sup>, and  $g_{f_0 \eta \eta}^2 = g_{f_0 K^+ K^-}^2$ . According to the analysis presented in Ref. [63], we use to estimate  $\Pi_{\pi^0 \eta}$  the value equal to  $-0.004$  GeV<sup>2</sup>, see also Refs. [64, 65].

The decay amplitude  $\eta(1295) \rightarrow 3\pi^0$ , taking into account the identity of the  $\pi^0$  mesons, can be written as [15]

$$F_{\hat{\eta} \rightarrow 3\pi^0}^{\text{dir}}(s, t, u) \equiv F_n^{\text{dir}}(s, t, u) = F_c^{\text{dir}}(s, t, u) + F_c^{\text{dir}}(u, s, t) + F_c^{\text{dir}}(t, u, s). \quad (9)$$

The full decay widths  $\Gamma_{\eta(1295)\rightarrow\pi^0\pi^+\pi^-}^{\text{dir}}$  and  $\Gamma_{\eta(1295)\rightarrow3\pi^0}^{\text{dir}}$  are

$$\Gamma_{\hat{\eta}\rightarrow\pi^0\pi^+\pi^-}^{\text{dir}} = \frac{1}{\pi M^3} \int |F_c^{\text{dir}}(s, t, u)|^2 dsdu \quad \text{and} \quad \Gamma_{\hat{\eta}\rightarrow3\pi^0}^{\text{dir}} = \frac{1}{6\pi M^3} \int |F_n^{\text{dir}}(s, t, u)|^2 dsdu. \quad (10)$$

For the above values of the parameters, we get

$$\Gamma_{\hat{\eta}\rightarrow\pi^0\pi^+\pi^-}^{\text{dir}} \approx 0.028 \text{ MeV} \quad \text{and} \quad \Gamma_{\hat{\eta}\rightarrow3\pi^0}^{\text{dir}} \approx 0.029 \text{ MeV}. \quad (11)$$

As can be seen from Figs. 3 and 4, both mechanisms breaking isospin,  $\pi^0 - \eta$  mixing and  $a_0^0(980) - f_0(980)$  mixing, make significant contributions to  $\Gamma_{\hat{\eta}\rightarrow3\pi}$ . The contribution from the  $a_0^0(980) - f_0(980)$  mixing to the  $\pi^+\pi^-$  and  $\pi^0\pi^0$  mass spectra is concentrated in a narrow region near the  $K\bar{K}$  thresholds, see Figs. 3(b) and 4. At the maximum, this contribution reaches  $\approx 13$  in the  $\pi^+\pi^-$  mass spectrum (Fig. 3(b)) and  $\approx 3.4$  in the  $\pi^0\pi^0$  one (Fig. 4). For completeness, Fig. 5 shows the Dalitz plots for distributions  $|F_c^{\text{dir}}(s, t, u)|^2/(\pi M^3)$  and  $|F_n^{\text{dir}}(s, t, u)|^2/(6\pi M^3)$ . The  $a_0^0(980) - f_0(980)$  mixing mechanism is responsible for the areas of the strongest blackening in these plots.

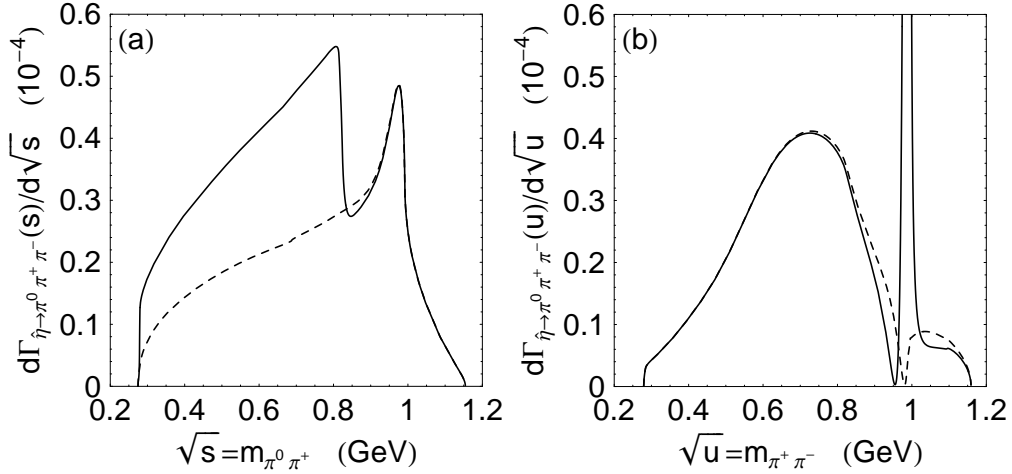


Figure 3: The solid curves show (a)  $\pi^0\pi^+$  and (b)  $\pi^+\pi^-$  mass spectra in the  $\eta(1295) \rightarrow \pi^0\pi^+\pi^-$  decay; due to the  $a_0^0(980) - f_0(980)$  mixing mechanism the  $\pi^+\pi^-$  mass spectrum reaches  $\approx 13$  at its maximum. The areas under the solid curves correspond to  $\Gamma_{\hat{\eta}\rightarrow\pi^0\pi^+\pi^-}^{\text{dir}} = 0.028 \text{ MeV}$ . The dashed curves show the contributions due to  $\pi^0 - \eta$  mixing.

#### IV. $\pi^0(1300) - \eta(1295)$ MIXING

Suppose that for the states  $\eta(1295)$  and  $\pi^0(1300)$  that are close in mass, their mixing occurs at the same level as the  $\rho^0 - \omega$  mixing [1, 2, 66–68]. Thus we set  $\text{Re}\Pi_{\hat{\pi}^0\hat{\eta}} \approx \text{Re}\Pi_{\rho^0\omega} \approx \Pi_{\rho^0\omega} \approx 0.0034 \text{ GeV}^2$ , where  $\Pi_{\hat{\pi}^0\hat{\eta}}$  and  $\Pi_{\rho^0\omega}$  are the square of the masses of the  $\pi^0(1300) - \eta(1295)$  and  $\rho^0 - \omega$  transitions, respectively [here and hereinafter  $\hat{\pi}$  is a short notation for  $\pi(1300)$ ]. Hence, the following rough estimate can be obtained for the width of the  $\eta(1295) \rightarrow 3\pi$  decay caused by the  $\pi^0(1300) - \eta(1295)$  mixing:

$$\Gamma_{\hat{\eta}\rightarrow\hat{\pi}^0\rightarrow3\pi}^{\text{mix}} \approx \left| \frac{\text{Re}\Pi_{\hat{\pi}^0\hat{\eta}}}{-im_{\hat{\pi}}\Gamma_{\hat{\pi}}^{\text{tot}}} \right|^2 \Gamma_{\hat{\pi}\rightarrow3\pi} \approx 0.023 \text{ MeV}. \quad (12)$$

Here we put  $m_{\hat{\pi}} \approx 1300 \text{ MeV}$  and  $\Gamma_{\hat{\pi}}^{\text{tot}} \approx \Gamma_{\hat{\pi}\rightarrow3\pi} \approx 300 \text{ MeV}$  (note that the data on the  $\pi(1300)$  is very poor [1]). This value is close to the estimates of  $\Gamma_{\hat{\eta}\rightarrow\pi^0\pi^+\pi^-}^{\text{dir}}$  and  $\Gamma_{\hat{\eta}\rightarrow3\pi^0}^{\text{dir}}$  indicated in Eq. (11) for the mechanisms of the direct  $\eta(1295) \rightarrow 3\pi$  decays. Let us try to determine the widths of the individual decay modes that add up to  $\Gamma_{\hat{\eta}\rightarrow\hat{\pi}^0\rightarrow3\pi}^{\text{mix}}$ . With the help of isotopic invariance alone, which gives

$$\begin{aligned} \Gamma_{\hat{\pi}^+\rightarrow3\pi} &= \Gamma_{\hat{\pi}^+\rightarrow\pi^+\pi^+\pi^-} + \Gamma_{\hat{\pi}^+\rightarrow\pi^+\pi^0\pi^0} = \Gamma_{\hat{\pi}^0\rightarrow3\pi} = \Gamma_{\hat{\pi}^0\rightarrow\pi^0\pi^+\pi^-} + \Gamma_{\hat{\pi}^0\rightarrow3\pi^0}, \\ \Gamma_{\hat{\pi}^+\rightarrow\pi^+\pi^+\pi^-} &= \Gamma_{\hat{\pi}^+\rightarrow\pi^+\pi^0\pi^0} + \Gamma_{\hat{\pi}^0\rightarrow3\pi^0} \quad (\text{or } \Gamma_{\hat{\pi}^0\rightarrow\pi^0\pi^+\pi^-} = 2\Gamma_{\hat{\pi}^+\rightarrow\pi^+\pi^0\pi^0}), \end{aligned} \quad (13)$$

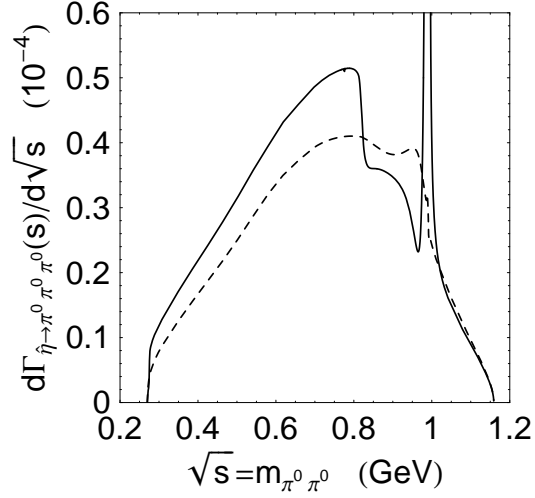


Figure 4: The solid curve shows  $\pi^0\pi^0$  mass spectrum in the  $\eta(1295) \rightarrow 3\pi^0$  decay; due to the  $a_0^0(980) - f_0(980)$  mixing mechanism the  $\pi^0\pi^0$  mass spectrum reaches  $\approx 3.4$  at its maximum. The area under the solid curve corresponds to  $\Gamma_{\eta \rightarrow 3\pi^0}^{\text{dir}} = 0.029$  MeV. The dashed curve shows the contribution due to  $\pi^0 - \eta$  mixing.

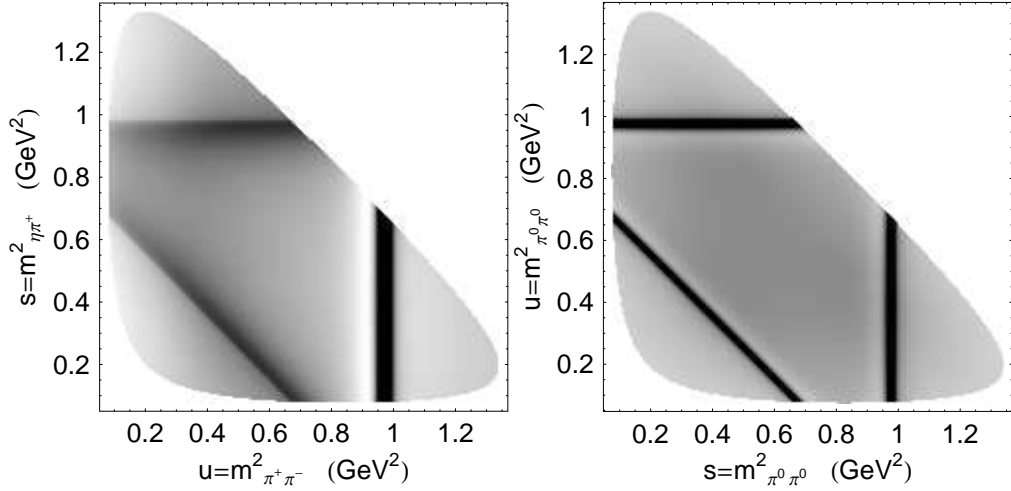


Figure 5: The Dalitz plots for distributions (a)  $|F_c^{\text{dir}}(s, t, u)|^2 / (\pi M^3)$  and (b)  $|F_n^{\text{dir}}(s, t, u)|^2 / (6\pi M^3)$ . The  $a_0^0(980) - f_0(980)$  mixing mechanism is responsible for the areas of the strongest blackening in these plots.

this cannot be done. A simple estimate of the components of  $\Gamma_{\eta \rightarrow \pi^0 \rightarrow 3\pi}^{\text{mix}}$  can be obtained if we assume that the decay  $\pi(1300) \rightarrow 3\pi$  occurs via  $\rho\pi$  and  $\sigma\pi$  intermediate states. In so doing, the possible contributions of the  $\pi\pi$   $S$ -wave with isospin  $I = 2$  to the final three-pion states should be neglected. Experimental data on the ratio between the  $\rho\pi$  and  $\sigma\pi$  modes are inconsistent [1, 52, 69, 70]. By analogy with Eq. (2), we write the decay amplitude  $\pi^0(1300) \rightarrow \pi^0\sigma \rightarrow \pi^0(\pi^+\pi^-)_S$  in the form  $T_{\sigma}^{\pi}(u) = C_{\hat{\pi}} T_0^{\pi}(u)$ . The naive quark model allows us to relate the constants  $C_{\hat{\pi}}$  and  $C_{\hat{\eta}}$  by the relation  $C_{\hat{\pi}} = C_{\hat{\eta}} / \sin(\theta_i - \theta_p) \approx 1.376 C_{\hat{\eta}}$ , if, due to the proximity of the masses of  $\pi(1300)$  and  $\eta(1295)$  states, we accept for the  $\eta(1295)$  the quark structure of the form  $(u\bar{u} + d\bar{d})/\sqrt{2}$ . In that case the numerical calculation similar to those done in Secs. II and III gives  $\Gamma_{\hat{\pi}^0 \rightarrow \pi^0 \sigma \rightarrow \pi^0 \pi^+ \pi^-} \approx 85$  MeV and  $\Gamma_{\hat{\pi}^0 \rightarrow \pi^0 \sigma \rightarrow 3\pi^0} \approx 107$  MeV. Consequently, approximately 200 MeV in the  $\pi(1300) \rightarrow 3\pi$  decay width falls on the contribution from the  $\sigma\pi$  intermediate state and the rest is due to the  $\pi(1300) \rightarrow \rho\pi \rightarrow 3\pi$  decay. For  $\Gamma_{\hat{\pi} \rightarrow 3\pi} \approx 300$  MeV, the value of  $\Gamma_{\hat{\eta} \rightarrow \pi^0 \rightarrow 3\pi}^{\text{mix}}$  indicated in Eq. (12) is thus added from three approximately equal partial widths  $\Gamma_{\hat{\eta} \rightarrow \hat{\pi}^0 \rightarrow \pi^0 \sigma \rightarrow \pi^0 \pi^+ \pi^-}^{\text{mix}}$ ,  $\Gamma_{\hat{\eta} \rightarrow \hat{\pi}^0 \rightarrow \pi^0 \sigma \rightarrow 3\pi^0}^{\text{mix}}$ , and  $\Gamma_{\hat{\eta} \rightarrow \hat{\pi}^0 \rightarrow \rho^{\pm} \pi^{\mp} \rightarrow \pi^0 \pi^+ \pi^-}^{\text{mix}}$ . Note that the decay mode  $\eta(1295) \rightarrow \rho^{\pm} \pi^{\mp} \rightarrow \pi^0 \pi^+ \pi^-$  appears only

due to the  $\pi^0(1300) - \eta(1295)$  mixing.

The imaginary part of the transition amplitude  $\Pi_{\hat{\pi}^0\hat{\eta}}$  is due to the contributions of real intermediate states. An example of a diagram that contributes to  $\text{Im}\Pi_{\hat{\pi}^0\hat{\eta}}$  is shown in Fig. 6, where the vertical dashed lines cutting the diagram mean that the 4-momenta of the intermediate particles, either  $3\pi$  or  $\eta\pi\pi$ , lie on their mass shells.

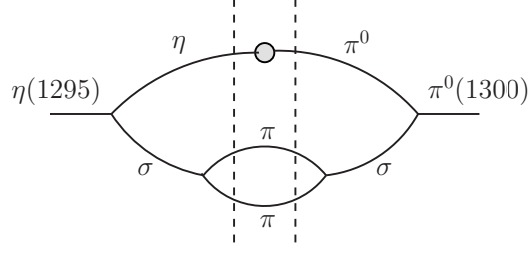


Figure 6: An example of a diagram contributing to  $\text{Im}\Pi_{\hat{\pi}^0\hat{\eta}}$ . The vertical dashed lines cutting the diagram mean that the 4-momenta of the intermediate particles, either  $3\pi$  or  $\eta\pi\pi$ , lie on their mass shells.

estimate of this contribution to  $\text{Im}\Pi_{\hat{\pi}^0\hat{\eta}}$  gives

$$\begin{aligned} \text{Im}\Pi_{\hat{\pi}^0\hat{\eta}} &= \frac{\Pi_{\pi^0\eta}}{m_\eta^2 - m_{\pi^0}^2} \frac{C_{\hat{\eta}}C_{\hat{\pi}}}{\pi M^2} \frac{3}{2} \left( \int_{3\pi \text{ p.S.}} |T_0^0(u)|^2 dsdu - \int_{\eta\pi\pi \text{ p.S.}} |T_0^0(u)|^2 dsdu \right) \\ &\approx (-0.0017 + 0.0004) \text{ GeV}^2 \approx -0.0013 \text{ GeV}^2. \end{aligned} \quad (14)$$

Here, in the first term, integration is carried out over the three-pion phase space ( $3\pi$  p.s.), and in the second, over the phase space of  $\eta\pi\pi$ . The imaginary parts of the transition amplitudes  $\eta(1295) \rightarrow a_0^\pm(980)\pi^\mp \rightarrow \eta\pi^+\pi^- \rightarrow \pi^0\pi^+\pi^- \rightarrow \pi^0\sigma \rightarrow \pi^0(1300)$  and  $\eta(1295) \rightarrow a_0^0(980)\pi^0 \rightarrow K\bar{K}\pi^0 \rightarrow f_0(980)\pi^0 \rightarrow \pi\pi\pi^0 \rightarrow \sigma\pi^0 \rightarrow \pi^0(1300)$  cannot be easily estimated because of the need to take into account contributions not only from three-body, but also from four and five-body real intermediate states. However, they cannot greatly exceed the above estimate of the contribution to  $\text{Im}\Pi_{\hat{\pi}^0\hat{\eta}}$  from the transition  $\eta(1295) \rightarrow \eta\sigma \rightarrow \pi^0\sigma \rightarrow \pi^0(1300)$ . This is also confirmed by the estimate that roughly takes into account all contributions:

$$|\text{Im}\Pi_{\hat{\pi}^0\hat{\eta}}| < m_{\hat{\eta}} \left( \sqrt{\Gamma_{\hat{\eta} \rightarrow \pi^0\pi^+\pi^-}^{\text{dir}} - \Gamma_{\hat{\pi}^0 \rightarrow \pi^0\sigma \rightarrow \pi^0\pi^+\pi^-}} + \sqrt{\Gamma_{\hat{\eta} \rightarrow 3\pi^0}^{\text{dir}} \Gamma_{\hat{\pi}^0 \rightarrow \pi^0\sigma \rightarrow 3\pi^0}} \right) \approx 0.0043 \text{ GeV}^2. \quad (15)$$

So the estimates in Eqs. (11), (12), (14), and (15) say that the value of  $\Gamma_{\eta(1295) \rightarrow 3\pi}$  may well turn out to be of the order of 0.1 MeV and, respectively,  $\mathcal{B}(\eta(1295) \rightarrow 3\pi) \approx 0.2\%$ . In interference phenomena, indications on the existence of the  $\eta(1295) \rightarrow \pi^0\pi^+\pi^-$  and  $\eta(1295) \rightarrow 3\pi^0$  decays can hope to detect at a level of a few percent of the main signal.

For  $3\pi$  production cross sections ( $\pi^0\pi^+\pi^-$  or  $3\pi^0$ ) in the pseudoscalar channel, we have

$$d\sigma(3\pi) = \left| \frac{A_{\hat{\pi}^0} F_{\hat{\pi}^0 \rightarrow 3\pi}(s, t, u)}{D_{\hat{\pi}^0}(M)} + \frac{A_{\hat{\eta}} [F_{\hat{\eta} \rightarrow 3\pi}^{\text{dir}}(s, t, u) + F_{\hat{\eta} \rightarrow \hat{\pi}^0 \rightarrow 3\pi}^{\text{mix}}(s, t, u)]}{D_{\hat{\eta}}(M)} \right|^2 dsdu, \quad (16)$$

where  $A_{\hat{\pi}^0}$ ,  $A_{\hat{\eta}}$  and  $1/D_{\hat{\pi}^0}(M)$ ,  $1/D_{\hat{\eta}}(M)$  are the production amplitudes and the Breit-Wigner propagators of the  $\pi^0(1300)$ ,  $\eta(1295)$  resonances, respectively,  $F_{\hat{\pi}^0 \rightarrow 3\pi}(s, t, u)$  is the sum of the amplitudes of the  $\pi^0(1300)$  decay into  $3\pi$  via  $\sigma\pi$  and  $\rho\pi$  intermediate states, and

$$F_{\hat{\eta} \rightarrow \hat{\pi}^0 \rightarrow 3\pi}^{\text{mix}}(s, t, u) = \frac{\Pi_{\hat{\pi}^0\hat{\eta}} F_{\hat{\pi}^0 \rightarrow 3\pi}(s, t, u)}{D_{\hat{\pi}^0}(M)}. \quad (17)$$

If the channel  $3\pi^0$  is investigated, then the contribution of the  $\rho\pi$  mode is absent. If the channel  $\rho^\pm\pi^\mp \rightarrow \pi^0\pi^+\pi^-$  is separated, then Eq. (16) does not contain the contribution of the amplitude  $F_{\hat{\eta} \rightarrow 3\pi}^{\text{dir}}(s, t, u)$ . Since  $\Gamma_{\hat{\eta}}^{\text{tot}}$  is 4-6 times smaller than  $\Gamma_{\hat{\pi}}^{\text{tot}}$  [1], the signal from the  $\eta(1295)$  resonance has some enhancement. Of course, the interference pattern in the  $\eta(1295)$  region depends fundamentally on the relative magnitude of the amplitudes  $A_{\hat{\eta}}$  and  $A_{\hat{\pi}^0}$ .

## V. WHERE TO SEARCH FOR $\eta(1295) \rightarrow 3\pi$ DECAYS?

The  $J/\psi$  radiative decays are dominated by hadron production in the states with the isospin  $I = 0$ . Therefore, the  $\eta(1295)$  meson can manifest itself in the  $J/\psi \rightarrow \gamma\eta(1295) \rightarrow \gamma 3\pi$  decays without accompaniment of the  $\pi(1300)$ . As already noted in the Introduction, a hint at the  $J/\psi \rightarrow \gamma f_1(1285)/\eta(1295) \rightarrow \gamma\pi^0\pi^+\pi^-$ ,  $\gamma\pi^0\pi^0\pi^0$  decays was obtained by the BESIII Collaboration [23] In this experiment, the invariant masses of the  $\pi^+\pi^-$  and  $\pi^0\pi^0$  pairs in the  $\pi^0\pi^+\pi^-$  and  $\pi^0\pi^0\pi^0$  mass spectra were in the  $f_0(980)$  region ( $0.94 \text{ GeV} < m_{\pi^+\pi^-(\pi^0\pi^0)} < 1.04 \text{ GeV}$ ). In our model, the  $\pi^+\pi^-$  and  $\pi^0\pi^0$  masses spectra in this region are dominated by the transition  $\eta(1295) \rightarrow a_0^0(980)\pi^0 \rightarrow f_0(980)\pi^0 \rightarrow 3\pi$  caused by  $a_0^0(980) - f_0(980)$  mixing, see Figs. 3(b) and 4. Narrow peaks in the  $\pi^+\pi^-$  and  $\pi^0\pi^0$  mass spectra are a good indicator of the  $a_0^0(980) - f_0(980)$  mixing mechanism (or in the general case of the  $K\bar{K}$  loop isospin-breaking mechanism [33]). One can hope that searches for the signals from the  $\eta(1295)$  resonance in the decays  $J/\psi \rightarrow \gamma\eta(1295) \rightarrow \gamma\eta\pi\pi$  and  $J/\psi \rightarrow \gamma\eta(1295) \rightarrow \gamma 3\pi$  will be successful.

Information about the  $\eta(1295) \rightarrow 3\pi$  decays can also be obtained from interference experiments. For example, in the semileptonic decay  $D^+(c\bar{d}) \rightarrow d\bar{d}e^+\nu_e \rightarrow 3\pi e^+\nu_e$  the  $d\bar{d}$  virtual intermediate state is not has a definite isospin and can be a source of the  $\eta(1295)$  and  $\pi(1300)$  resonances with approximately equal production amplitudes  $A_{\bar{\eta}}$  and  $A_{\bar{\pi}^0}$ . Then the wave-like distortion of the  $\pi(1300)$  peak in the three-pion channel can make up  $\approx \pm 5\%$  due to interference with the contribution from the decay  $\eta(1295) \rightarrow 3\pi$ . Of course, the observation of such interference phenomena implies the availability of good data on the main signal from the  $\pi(1300)$  resonance. To obtain them, any reactions can be involved, for example, those in which the  $\pi(1300)$  resonance was already observed earlier, i.e. peripheral reactions, annihilation reactions,  $D$  meson decays,  $\gamma\gamma$  collisions, etc. [1, 34, 52, 69, 70]. The partial-wave analysis methods are now well developed and with sufficient statistics the extraction of  $3\pi$  events related to the pseudoscalar channel is although not a simple but purely technical challenge.

## VI. CONCLUSION

In the series of pseudoscalar isoscalar mesons  $\eta$ ,  $\eta'$ ,  $\eta(1295)$ , and  $\eta(1405)$  [1] the  $\eta(1295)$  remained the last one that has not yet presented unexpected surprises associated with violation of isotopic invariance in the decays into  $\pi^0\pi^+\pi^-$  and  $3\pi^0$ . We constructed a simple isobar model for the main decay of the  $\eta(1295)$  into  $\eta\pi\pi$  and, based on this model, estimated the widths of the direct decays  $\eta(1295) \rightarrow \pi^0\pi^+\pi^-$  and  $\eta(1295) \rightarrow 3\pi^0$  caused by the mixing of the  $\pi^0 - \eta$  and  $a_0^0(980) - f_0(980)$  mesons. Then we discussed a possible role of the  $\pi^0(1300) - \eta(1295)$  mixing and carried out rough estimates for the  $\eta(1295) \rightarrow 3\pi$  decay widths by combining the considered isospin-breaking mechanisms. The presented estimates are not overestimated. Finally, we discussed the processes that can be used for the experimental searches of the  $\eta(1295) \rightarrow 3\pi$  decays.

Study of the decays  $\eta(1295) \rightarrow \eta\pi\pi$ ,  $\eta(1295) \rightarrow 3\pi$ , and  $\pi(1300) \rightarrow 3\pi$  can be a good challenge for new experiments with high statistics.

## ACKNOWLEDGMENTS

The work was carried out within the framework of the state contract of the Sobolev Institute of Mathematics, Project No. 0314-2019-0021.

- 
- [1] P. A. Zyla *et al.* (Particle Data Group), Prog. Theor. Exp. Phys. **2020**, 083C01 (2020) and 2021 update.
  - [2] A. S. Goldhaber, G.S. Fox, and C. Quigg, Phys. Lett. **B30**, 249 (1969).
  - [3] M. Gourdin, L. Stodolsky, and F. M. Renard, Phys. Lett. **B30**, 347 (1969).
  - [4] A. Lopez *et al.* (CLEO Collaboration), Phys. Rev. Lett. **99**, 122001 (2007).
  - [5] E. Ambrosino *et al.* (KLOE Collaboration), JHEP **05**, 006 (2008).
  - [6] S. Prakhov *et al.* (A2 Collaboration at MAMI), Phys. Rev. C **97**, 065203 (2018).
  - [7] P. Naik *et al.* (CLEO Collaboration), Phys. Rev. Lett. **102**, 061801 (2009).
  - [8] M. Ablikim *et al.* (BESIII Collaboration), Phys. Rev. Lett. **118**, 012001 (2017).
  - [9] H. Osborn and D. J. Wallace, Nucl. Phys. **B20**, 23 (1970).
  - [10] D. J. Gross, S. B. Treiman, and F. Wilczek, Phys. Rev. D **19**, 2188 (1979).
  - [11] J. Gasser and H. Leutwyler, Nucl. Phys. **B250**, 539 (1985).
  - [12] B. R. Holstein, Physica Scripta, **T99**, 55 (2002).

- [13] N. Beisert and B. Borasoy, Nucl. Phys. **A716**, 186 (2003).
- [14] B. Borasoy, U.-G. Meißner, and R. Nisler, Phys. Lett. B **643**, 41 (2006).
- [15] G. Colangelo, S. Lanz, H. Leutwyler, and E. Passemar, Eur. Phys. J. C **78**, 947 (2018).
- [16] L. Gan, B. Kubis, E. Passemar, and S. Tulin, arXiv:2007.00664.
- [17] M. Ablikim *et al.* (BESIII Collaboration), Phys. Rev. D **83**, 032003 (2011).
- [18] M. Ablikim *et al.* (BESIII Collaboration), Phys. Rev. Lett. **121**, 022001 (2018).
- [19] N. N. Achasov, S. A. Devyanin, and G. N. Shestakov, Phys. Lett. B **88**, 367 (1979).
- [20] N. N. Achasov and G. N. Shestakov, Phys. Rev. Lett. **92**, 182001 (2004).
- [21] N. N. Achasov and G. N. Shestakov, Phys. Rev. D **70**, 074015 (2004).
- [22] N. N. Achasov and G. N. Shestakov, Usp. Fiz. Nauk, **189**, 3 (2019) [Phys. Usp. **62**, 3 (2019)].
- [23] M. Ablikim *et al.* (BESIII Collaboration), Phys. Rev. Lett. **108**, 182001 (2012).
- [24] J. J. Wu, X. H. Liu, Q. Zhao, and B. S. Zou, Phys. Rev. Lett. **108**, 081803 (2012).
- [25] F. Aceti, W. H. Liang, E. Oset, J. J. Wu, and B. S. Zou, Phys. Rev. D **86**, 114007 (2012).
- [26] X. G. Wu, J. J. Wu, Q. Zhao, and B. S. Zou, Phys. Rev. D **87**, 014023 (2013).
- [27] N. N. Achasov, A. A. Kozhevnikov, and G. N. Shestakov, Phys. Rev. D **92**, 036003 (2015).
- [28] N. N. Achasov and G. N. Shestakov, Pis'ma Zh. Eksp. Teor. Fiz. **107**, 292 (2018) [JETP Lett. **107**, 276 (2018)].
- [29] M. C. Du and Q. Zhao, Phys. Rev. D **100**, 036005 (2019).
- [30] V. Dorofeev *et al.* (VES Collaboration), Eur. Phys. J. A **38**, 149 (2008).
- [31] V. Dorofeev *et al.* (VES Collaboration), Eur. Phys. J. A **47**, 68 (2011).
- [32] M. Ablikim *et al.* (BESIII Collaboration), Phys. Rev. D **92**, 012007 (2015).
- [33] N. N. Achasov, A. A. Kozhevnikov, and G. N. Shestakov, Phys. Rev. D **93**, 114027 (2016).
- [34] C. Amsler and A. Masoni, Pseudoscalar and Pseudovector Mesons in the 1440 MeV Region, Mini-review in Ref. [1].
- [35] N. Stanton *et al.* (ANL CNTR Collaboration), Phys. Rev. Lett. **42**, 346 (1979).
- [36] A. Ando *et al.* (KEK SPEC Collaboration), Phys. Rev. Lett. **57**, 1296 (1986).
- [37] A. Birman, *et al.* (BNL MPS Collaboration), Phys. Rev. Lett. **61**, 1557 (1988).
- [38] S. Fukui *et al.* (KEK SPEC Collaboration), Phys. Lett. B **267**, 293 (1991).
- [39] J. E. Augustin *et al.* (DM2Collaboration), Phys. Rev. D **46**, 1951 (1992).
- [40] D. Alde *et al.* (CERN GAMS Collaboration), Yad. Fiz. **60** (1997) 458 [Phys. At. Nucl. **60** (1997) 386].
- [41] S. Teige *et al.* (BNL E852 Collaboration), Phys. Rev. D **59**, 012001 (1998).
- [42] J. J. Manak *et al.* (BNL E852 Collaboration) Phys. Rev. D **62**, 012003 (2000).
- [43] G. S. Adams *et al.* (BNL E852 Collaboration) Phys. Lett. B **516**, 264 (2001).
- [44] B. Aubert *et al.* (BABAR Collaboration), Phys. Rev. Lett. **101**, 091801 (2008).
- [45] M. Acciarri *et al.* (L3 Collaboration) Phys. Lett. B **501**, 1 (2001).
- [46] D. Barberis *et al.* (WA102 Collaboration), Phys. Lett. B **413**, 225 (1997).
- [47] D. Barberis *et al.* (WA102 Collaboration), Phys. Lett. B **440**, 225 (1998).
- [48] J. Z. Bai *et al.* (BES Collaboration), Phys. Lett. B **446**, 356 (1999).
- [49] J. Z. Bai *et al.* (BES Collaboration), Phys. Lett. B **476**, 25 (2000).
- [50] J. Z. Bai *et al.* (BESII Collaboration), Phys. Lett. B **594**, 47 (2004).
- [51] D. Parganlija and F. Giacosa, Eur. Phys. J. C **77**, 450 (2017).
- [52] P. d'Argent *et al.* (CLEO Collaboration), JHEP **05**, 143 (2017).
- [53] R. Aaij *et al.* (LHCb Collaboration), Eur. Phys. J. C **78**, 443 (2018).
- [54] Y. Cheng, Q. Zhao, arXiv:2106.12483.
- [55] A. H. Fariborz and M. Lyukova, arXiv:2107.12266.
- [56] C. Amsler *et al.* (Crystal Barrel Collaboration), Phys. Lett. B **322**, 431 (1994).
- [57] M. Ablikim *et al.* (BESIII Collaboration), Phys. Rev. D **89**, 052001 (2014).
- [58] N. N. Achasov, A. V. Kiselev, and G. N. Shestakov, Phys. Rev. D **104**, 016034 (2021).
- [59] R. L. Jaffe, Phys. Rev. D **15**, 267 (1977); **15**, 281 (1977).
- [60] N. N. Achasov and V. N. Ivanchenko, Nucl. Phys. **B315**, 465 (1989).
- [61] N. N. Achasov and A. V. Kiselev, Phys. Rev. D **73**, 054029 (2006).
- [62] D. J. Miller and D. R. Tovey, Kinematics, Mini-review in Ref. [1].
- [63] T. Feldmann, Int. J. Mod.Phys. A **15**,159 (2000).
- [64] B. L. Ioffe, Usp. Fiz. Nauk, **171**, 1273 (2001) [Phys. Usp. **44**, 1211 (2001)].
- [65] Nikolay Achasov, EPJ Web Conf. **212**, 02001 (2019).
- [66] J. Gasser and H. Leutwyler, Phys. Rep. **87**, 77 (1982).
- [67] R. Urech, Phys. Lett. B **355**, 308 (1995).
- [68] R. R. Akhmetshin *et al.* (CMD-2 Collaboration), Phys. Lett. B **527**, 161 (2002).
- [69] A. Abele *et al.* (Crystal Barrel Collaboration), Eur. Phys. J. C **19**, 667 (2001).
- [70] P. Salvini *et al.* (OBELIX Collaboration), Eur. Phys. J. C **35**, 21 (2004).