

## 2d $\mathcal{N} = (0, 1)$ Gauge Theories and Spin(7) Orientifolds

---

Sebastián Franco,<sup>a,b,c</sup> Alessandro Mininno,<sup>d,e</sup> Ángel M. Uranga,<sup>d</sup> Xingyang Yu<sup>f</sup>

<sup>a</sup>*Physics Department, The City College of the CUNY  
160 Convent Avenue, New York, NY 10031, USA*

<sup>b</sup>*Physics Program and* <sup>c</sup>*Initiative for the Theoretical Sciences  
The Graduate School and University Center, The City University of New York  
365 Fifth Avenue, New York NY 10016, USA*

<sup>d</sup>*Instituto de Física Teórica IFT-UAM/CSIC,  
C/ Nicolás Cabrera 13-15, Campus de Cantoblanco, 28049 Madrid, Spain*

<sup>e</sup>*II. Institut für Theoretische Physik, Universität Hamburg,  
Luruper Chaussee 149, 22607 Hamburg, Germany*

<sup>f</sup>*Center for Cosmology and Particle Physics,  
Department of Physics, New York University,  
726 Broadway, New York, NY 10003, USA*

*E-mail: [sfranco@ccny.cuny.edu](mailto:sfranco@ccny.cuny.edu), [alessandro.mininno@desy.de](mailto:alessandro.mininno@desy.de),  
[angel.uranga@csic.es](mailto:angel.uranga@csic.es), [xy1038@nyu.edu](mailto:xy1038@nyu.edu)*

ABSTRACT: We initiate the geometric engineering of 2d  $\mathcal{N} = (0, 1)$  gauge theories on D1-branes probing singularities. To do so, we introduce a new class of backgrounds obtained as quotients of Calabi-Yau 4-folds by a combination of an anti-holomorphic involution leading to a Spin(7) cone and worldsheet parity. We refer to such constructions as *Spin(7) orientifolds*. Spin(7) orientifolds explicitly realize the perspective on 2d  $\mathcal{N} = (0, 1)$  theories as real slices of  $\mathcal{N} = (0, 2)$  ones. Remarkably, this projection is geometrically realized as Joyce's construction of Spin(7) manifolds via quotients of Calabi-Yau 4-folds by anti-holomorphic involutions. We illustrate this construction in numerous examples with both orbifold and non-orbifold parent singularities, discuss the role of the choice of vector structure in the orientifold quotient, and study partial resolutions.

---

## Contents

<b>1</b>	<b>Introduction</b>	<b>2</b>
<b>2</b>	<b>2d <math>\mathcal{N} = (0, 1)</math> Field Theories</b>	<b>3</b>
2.1	Constructing 2d $\mathcal{N} = (0, 1)$ gauge Theories	3
2.2	Anomalies	4
2.3	Triality	6
<b>3</b>	<b><math>\mathcal{N} = (0, 2)</math> Field Theories in <math>\mathcal{N} = (0, 1)</math> Formalism</b>	<b>6</b>
<b>4</b>	<b>2d <math>\mathcal{N} = (0, 1)</math> Theories and Orientifolds</b>	<b>10</b>
4.1	Spin(7) Cones and Spin(7) Orientifolds from CY <sub>4</sub>	10
4.2	Spin(7) Orientifolds in the Field Theory	11
4.3	Orientifold Projection of the Quiver	14
4.4	Anti-Holomorphic Involutions from the Mesonic Moduli Space	20
<b>5</b>	<b><math>\mathbb{C}^4</math> and its Orbifolds</b>	<b>22</b>
5.1	$\mathbb{C}^4$	22
5.2	A Universal Involution	26
5.3	$\mathbb{C}^4/\mathbb{Z}_2$	27
<b>6</b>	<b>Choice of Vector Structure</b>	<b>32</b>
6.1	Vector Structure in Type IIB Orientifold Construction	32
6.2	$\mathbb{C}^4/\mathbb{Z}_2$ Revisited: an Orientifold Without Vector Structure	34
<b>7</b>	<b>Beyond Orbifold Singularities</b>	<b>35</b>
7.1	$D_3$	35
7.2	$H_4$	38
<b>8</b>	<b>Partial Resolution and Higgsing</b>	<b>46</b>
8.1	General Idea	46
8.2	Partial Resolution and the Universal Involution	47
8.3	Beyond the Universal Involution: $\mathbb{C}^4/\mathbb{Z}_2 \times \mathbb{Z}_2 \rightarrow \text{SPP} \times \mathbb{C}$	47
<b>9</b>	<b>Conclusions</b>	<b>48</b>
<b>A</b>	<b><math>\mathbb{C}^4/\mathbb{Z}_2 \times \mathbb{Z}_2</math> and <math>\text{SPP} \times \mathbb{C}</math></b>	<b>50</b>
A.1	$\mathbb{C}^4/\mathbb{Z}_2 \times \mathbb{Z}_2$	50
A.2	$\text{SPP} \times \mathbb{C}$	53

---

# 1 Introduction

Engineering gauge theories in string or M-theory provides alternative perspectives, often geometric, on their dynamics. Such realizations typically lead to a deeper understanding of the theories at hand, suggest natural generalizations, and even contribute to the discovery of new results.

Our understanding of 2d  $\mathcal{N} = (0, 2)$  gauge theories has significantly progressed in recent years. The new results include  $c$ -extremization [1, 2],  $\mathcal{N} = (0, 2)$  triality [3] and connections to gauge theories in higher dimensions [2, 4–7]. These discoveries have fueled a renewed interest in the stringy engineering of such theories. A possible scenario involves realizing them on the world volume of D1-brane probing singular Calabi-Yau (CY) 4-folds.<sup>1</sup> Following the pioneering work of [10], a new class of brane configurations, denoted *brane brick models*, was introduced in [11]. Brane brick models fully encode the 2d  $\mathcal{N} = (0, 2)$  gauge theories probing toric CY 4-folds, to which they are connected by T-duality. Furthermore, they have significantly simplified the map between geometry and the corresponding gauge theories (see [12–18] for further developments).

As usual, it is desirable to investigate theories with less supersymmetry. The next step corresponds to 2d  $\mathcal{N} = (0, 1)$ , namely minimally supersymmetric, theories. Such models are particularly interesting because while they are still supersymmetric, they no longer have holomorphy. While considerably less is known about them, new results about their dynamics have appeared in [19], including the proposal of a new 2d  $\mathcal{N} = (0, 1)$  triality. Once again, this raises the question of how to engineer these theories in string theory. In [19], it was noted that the theories participating in  $\mathcal{N} = (0, 1)$  triality are, in a sense, “real slices” of their “complex”  $\mathcal{N} = (0, 2)$  counterparts, both at the level of gauge theory description and effective non-linear sigma model. A more general formulation of such  $\mathcal{N} = (0, 2)/(0, 1)$  correspondence was left as an open question.

With these motivations in mind, in this paper we introduce *Spin(7) orientifolds*, a new class of backgrounds that combine Joyce’s construction of Spin(7) manifolds via the quotient of CY 4-folds by anti-holomorphic involutions with worldsheet parity, and construct 2d  $\mathcal{N} = (0, 1)$  gauge theories on D1-branes probing them. Closely related ideas were presented in the insightful paper [20, 21], whose goal was to engineer 3d  $\mathcal{N} = 1$  theories on M2-branes.<sup>2</sup>

This paper is organized as follows. Section 2 discusses the general structure and properties of 2d  $\mathcal{N} = (0, 1)$  field theories. Section 3 presents the decomposition of  $\mathcal{N} = (0, 2)$  supermultiplets in  $\mathcal{N} = (0, 1)$  language. Section 4 explains the construction of Spin(7) cones and Spin(7) orientifolds starting from CY 4-folds. Sections 4.2 and 4.3 discuss the field theory implementation of Spin(7) orientifolds. The connection between the anti-holomorphic involutions of the  $CY_4$  and the gauge theory is studied in Section 4.4. Section 5 considers

---

<sup>1</sup>For alternative setups leading to 2d  $\mathcal{N} = (0, 2)$  gauge theories, see e.g. [2, 4, 7–9].

<sup>2</sup>For applications to F-theory of Spin(7) holonomy manifolds from CY 4-folds quotients see, e.g., [22, 23].

Spin(7) orientifolds of  $\mathbb{C}^4$  and its orbifolds. In Section 6 we describe how the choice of vector structure can lead to different gauge theories associated to the same geometric involution. Section 7 presents Spin(7) orientifolds of generic, non-orbifold, parent CY<sub>4</sub>'s. Finally, Section 8 investigates the interplay between partial resolution and higgsing. Section 9 collects our conclusions and outlook. Appendix A contains additional examples that are used in Section 8.

## 2 2d $\mathcal{N} = (0, 1)$ Field Theories

In this section, we briefly review the general structure of 2d  $\mathcal{N} = (0, 1)$  field theories. Instead of discussing all terms in the Lagrangian, we will focus on the main facts we will use in following sections. We refer the reader to [19, 24–27] for a more detailed presentation.

### 2.1 Constructing 2d $\mathcal{N} = (0, 1)$ gauge Theories

We describe these theories in terms of 2d  $\mathcal{N} = (0, 1)$  superspace  $(x^0, x^1, \theta^+)$ . There are three types of supermultiplets as elementary building blocks:

- Vector multiplet:

$$\begin{aligned} V_+ &= \theta^+(A_0(x) + A_1(x)), \\ V_- &= A_0(x) - A_1(x) + \theta^+\lambda_-(x). \end{aligned} \tag{2.1}$$

It contains a gauge boson  $A_\pm$  and a left-moving Majorana-Weyl fermion  $\lambda_-$  in the adjoint representation.

- Scalar multiplet:

$$\Phi(x, \theta) = \phi(x) + \theta^+\psi_+(x). \tag{2.2}$$

It has a real scalar field  $\phi$  and a right-moving Majorana-Weyl fermion  $\psi_+$ .

- Fermi multiplet:

$$\Lambda(x, \theta) = \psi_-(x) + \theta^+F(x). \tag{2.3}$$

It has a left-moving Majorana-Weyl spinor as its only on-shell degree of freedom. Here  $F$  is an auxiliary field.

As usual, the kinetic terms for matter fields and their gauge couplings are given by

$$\mathcal{L}_s + \mathcal{L}_F = \int d\theta^+ \left( \frac{i}{2} \sum_i (\mathcal{D}_+\Phi_i\mathcal{D}_-\Phi_i) - \frac{1}{2} \sum_a (\Lambda_a\mathcal{D}_+\Lambda_a) \right), \tag{2.4}$$

where  $\mathcal{D}_\pm$  are super-covariant derivatives [19].

These theories admit another interaction, which is an  $\mathcal{N} = (0, 1)$  analog of the  $\mathcal{N} = (0, 2)$   $J$ -term interaction, or  $\mathcal{N} = 1$  superpotential:

$$\mathcal{L}_J \equiv \int d\theta^+ W^{(0,1)} = \int d\theta^+ \sum_a (\Lambda_a J^a(\Phi_i)), \tag{2.5}$$

where  $J^a(\Phi_i)$  are real functions of scalar fields. Both the quiver and  $W^{(0,1)}$  are necessary for fully specifying any of the  $\mathcal{N} = (0, 1)$  gauge theories considered in this paper. From now on, we will refer to  $W^{(0,1)}$  as the *superpotential* for convenience.

After integrating out the auxiliary fields  $F_a$ ,  $\mathcal{L}_J$  produces various interactions, including Yukawa-like couplings

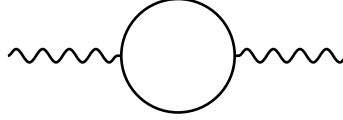
$$\sum_a \lambda_{-a} \frac{\partial J^a}{\partial \phi_i} \psi_{+i}, \quad (2.6)$$

as well as a scalar potential

$$\frac{1}{2} \sum_a (J^a(\phi_i))^2. \quad (2.7)$$

## 2.2 Anomalies

In 2d, anomalies are given by 1-loop diagrams of the generic form shown in Figure 1, where left- and right-moving fermions running in the loop contribute oppositely.



**Figure 1:** Generic 1-loop diagram associated with 2d anomalies.

Since 2d  $\mathcal{N} = (0, 1)$  theories are chiral, left- and right-moving fermions are not necessarily paired up, and anomalies do not cancel automatically. For a given symmetry group, anomalies depend on the types and the representations of the fields transforming under it. Below, we focus on those groups and representations appearing in the 2d  $\mathcal{N} = (0, 1)$  theories engineered in this paper.

### Non-Abelian Anomalies

Let us first consider pure non-Abelian  $G^2$  gauge or global anomalies, where  $G$  can be  $SU(N)$ ,  $SO(N)$  or  $USp(N)$  group.<sup>3</sup> The corresponding anomaly is given by

$$\text{Tr}[\gamma^3 J_G J_G], \quad (2.8)$$

where  $\gamma^3$  is the chirality matrix in 2d and  $J_G$  is the current associated to  $G$ . The resulting anomaly from a field in representation  $\rho$  of  $G$  can be computed in terms of the Dynkin index  $T(\rho)$ :

$$T(\rho) = C_2(\rho) \frac{d(\rho)}{d(\text{adjoint})}, \quad (2.9)$$

where  $C_2(\rho)$  is the quadratic Casimir for representation  $\rho$ .

In Table 1 we present anomaly contributions for superfields in the most common representations of  $SU(N)$ . In Table 2, we present anomaly contributions of different types of

<sup>3</sup>In our convention  $USp(2) \simeq SU(2)$ , so  $USp(N)$  makes sense only if  $N$  is even.

$SU(N)$	fundamental	adjoint	antisymmetric	symmetric
vector multiplet	$\times$	$-N$	$\times$	$\times$
Fermi multiplet	$-\frac{1}{2}$	$-N$	$\frac{-N+2}{2}$	$\frac{-N-2}{2}$
scalar multiplet	$\frac{1}{2}$	$N$	$\frac{N-2}{2}$	$\frac{N+2}{2}$

**Table 1:** Anomaly contributions of the 2d  $\mathcal{N} = (0, 1)$  multiplets in various representations of  $SU(N)$ . Since anomalies are quadratic in 2d, the same contributions apply for the conjugate representations.

$SO(N)$	fundamental	antisymmetric (adjoint)	symmetric
vector multiplet	$\times$	$-N+2$	$\times$
Fermi multiplet	$-1$	$-N+2$	$-N-2$
scalar multiplet	$1$	$N-2$	$N+2$
$USp(N)$	fundamental	antisymmetric	symmetric (adjoint)
vector multiplet	$\times$	$\times$	$-N-2$
Fermi multiplet	$-1$	$-N+2$	$-N-2$
scalar multiplet	$1$	$N-2$	$N+2$

**Table 2:** Anomaly contributions of the 2d  $\mathcal{N} = (0, 1)$  multiplets in various representations of  $SO(N)$  and  $USp(N)$ .

superfields carrying various representations of  $SO(N)$  and  $USp(N)$  groups, computed using Dynkin indices listed in [28].

In the case of gauge groups, anomalies must vanish for consistency of the theory at the quantum level. This leads to important constraints in our construction of 2d  $\mathcal{N} = (0, 1)$  theories, that may require the introduction of extra flavors to cancel anomalies. We will illustrate this with concrete examples in following sections.

Unlike gauge symmetries, global symmetries may indeed be anomalous. One important property of global anomalies is that they are preserved along the Renormalization Group (RG) flow. Therefore, they can be used to check dualities between two or more theories, namely whether these UV-different theories are IR-equivalent. Examples of using global

anomalies to check dualities in 2d  $\mathcal{N} = (0, 1)$  theories can be found in [19] and also in our upcoming work [29].

### Abelian Anomalies

For  $U(N)$  groups of the worldvolume theories on D-brane probes, in addition to non-Abelian anomalies, the  $U(1)$  factors can generically have  $U(1)_i^2$  and mixed  $U(1)_i U(1)_j$  Abelian anomalies. As before, the  $U(1)$  groups can be either gauged or global.

The theories studied in this paper generically have non-vanishing Abelian gauge anomalies. Similarly to the discussion in [15, 30], we expect that such anomalies are canceled by the bulk fields in the closed string sector via a generalized Green-Schwarz (GS) mechanism (see [31, 32] for derivations in 4d  $\mathcal{N} = 1$  and 2d  $\mathcal{N} = (0, 2)$  theories realized at orbifolds/orientifold singularities).

### 2.3 Triality

Recently, an IR triality between 2d  $\mathcal{N} = (0, 1)$  theories with  $SO$  and  $USp$  gauge groups was proposed in [19]. Evidence for the proposal includes matching of anomalies and elliptic genera. This new triality can be regarded as a cousin of the 2d  $\mathcal{N} = (0, 2)$  triality introduced in [3]. Interestingly, 2d  $\mathcal{N} = (0, 2)$  triality, together with Seiberg duality for 4d gauge theories [33], extend to an infinite family of order  $(m + 1)$  dualities of  $m$ -graded quiver theories [34–36].

It is natural to ask whether, within the context of gauge theories on the worldvolume of D-branes probing singularities, the  $\mathcal{N} = (0, 1)$  triality admits a geometric explanation. The similarity between the theories in [19] and the ones constructed in this paper hints that this is the case. This question will be addressed in [29], where we will show that  $\mathcal{N} = (0, 1)$  triality follows from the non-uniqueness of the map between  $Spin(7)$  cones and 2d  $\mathcal{N} = (0, 1)$  gauge theories.

## 3 $\mathcal{N} = (0, 2)$ Field Theories in $\mathcal{N} = (0, 1)$ Formalism

In this paper, we will construct 2d  $\mathcal{N} = (0, 1)$  theories from 2d  $\mathcal{N} = (0, 2)$  theories via orientifold quotients. Therefore, it is useful to decompose  $\mathcal{N} = (0, 2)$  theories in terms of the  $\mathcal{N} = (0, 1)$  formalism.

$\mathcal{N} = (0, 2)$  theories can be expressed in superspace  $(x^0, x^1, \theta^+, \bar{\theta}^+)$  and have three types of multiplets: vector, chiral and Fermi. These multiplets and the Lagrangian can be further expressed in  $\mathcal{N} = (0, 1)$  language using the superspace  $(x^0, x^1, \theta^+)$ .

$\mathcal{N} = (0, 2)$  **vector multiplet**

The  $\mathcal{N} = (0, 2)$  vector multiplet  $V^{(0,2)}$  contains a gauge boson, a left-moving chiral fermion and an auxiliary field. It decomposes into  $\mathcal{N} = (0, 1)$  multiplets as follows:

$$\begin{array}{ccc} \mathcal{N} = (0, 2) \text{ vector multiplet } V_i^{(0,2)} & & \\ \swarrow & & \searrow \\ \mathcal{N} = (0, 1) \text{ vector multiplet } V_i & \oplus & \mathcal{N} = (0, 1) \text{ Fermi multiplet } \Lambda_i^R. \end{array} \quad (3.1)$$

The chiral fermion in  $V_i^{(0,2)}$  is separated into two Majorana-Weyl fermions, one of which is included in  $V_i$  and the other is in  $\Lambda_i^R$ . The auxiliary field in  $V_i^{(0,2)}$  becomes the one in  $\Lambda_i^R$ .

The kinetic term of  $V_i^{(0,2)}$  in the Lagrangian can be expressed in  $\mathcal{N} = (0, 1)$  superspace as kinetic terms of  $V_i$  and  $\Lambda_i^R$ :

$$\mathcal{L}_{\text{gauge}}^{(0,2)} \rightarrow \mathcal{L}_{\text{gauge}} - \frac{1}{2} \int d\theta^+ \sum_a (\Lambda_i^R \mathcal{D}_+ \Lambda_i^R), \quad (3.2)$$

where  $\mathcal{L}_{\text{gauge}}$  is the kinetic term of an  $\mathcal{N} = (0, 1)$  vector multiplet.

$\mathcal{N} = (0, 2)$  **chiral multiplet**

The  $\mathcal{N} = (0, 2)$  chiral superfield contains a complex scalar  $\phi^c$  and a right-moving chiral fermion  $\psi_+^c$ . Its expansion is

$$\Phi_m^{(0,2)} = \phi_m^c + \theta^+ \psi_{+m}^c - i\theta^+ \bar{\theta}^+ D_+ \phi_m^c. \quad (3.3)$$

It decomposes into  $\mathcal{N} = (0, 1)$  multiplets as follows:

$$\begin{array}{ccc} \mathcal{N} = (0, 2) \text{ chiral multiplet } \Phi_m^{(0,2)} & & \\ \swarrow & & \searrow \\ \mathcal{N} = (0, 1) \text{ scalar multiplet } \Phi_m^1 & \oplus & \mathcal{N} = (0, 1) \text{ scalar multiplet } \Phi_m^2. \end{array} \quad (3.4)$$

The two  $\mathcal{N} = (0, 1)$  scalar multiplets  $\Phi_m^{1,2}$  can be further combined into an  $\mathcal{N} = (0, 1)$  *complex scalar multiplet*, so that the above decomposition is rewritten as

$$\begin{array}{ccc} \mathcal{N} = (0, 2) \text{ chiral multiplet } \Phi_m^{(0,2)} & & \\ \downarrow & & \\ \mathcal{N} = (0, 1) \text{ complex scalar multiplet } \Phi_m. & & \end{array} \quad (3.5)$$

The kinetic terms of the matter fields in  $\Phi_m^{(0,2)}$  and their gauge couplings are included in the term  $\mathcal{L}_{\text{chiral}}^{(0,2)}$  in  $\mathcal{N} = (0, 2)$  superspace. As an example, let us consider a chiral multiplet  $\Phi_m^{(0,2)}$  transforming under a  $U(1)$  gauge group. In this case,  $\mathcal{L}_{\text{chiral}}^{(0,2)}$  reads:

$$\mathcal{L}_{\text{chiral}}^{(0,2)} = -\frac{i}{2} \int d\theta^+ d\bar{\theta}^+ (\Phi_m^{(0,2)})^\dagger \mathcal{D}_-^{(0,2)} \Phi_m^{(0,2)}, \quad (3.6)$$



where with  $\dagger$  we mean the Hermitian conjugate<sup>4</sup> of  $\Phi_m^{(0,2)}$ . The above Lagrangian can be regarded as a combination of two parts:

$$\mathcal{L}_{\text{chiral}}^{(0,2)} = \text{Kinetic terms of } \Phi_m^{(0,2)} + \text{Interaction terms between } V^{(0,2)} \text{ and } \Phi_m^{(0,2)}, \quad (3.7)$$

which can be further expressed in terms of  $\mathcal{N} = (0, 1)$  multiplets as

$$\begin{aligned} \mathcal{L}_{\text{chiral}}^{(0,2)} \rightarrow & \text{Kinetic terms of } \mathcal{N} = (0, 1) \text{ complex scalar } \Phi_m \\ & + \text{Interaction terms between } V \text{ and } \Phi_m \\ & + \text{Interaction terms between } \Lambda^R \text{ and } \Phi_m . \end{aligned} \quad (3.8)$$

$V$  and  $\Lambda^R$  here are  $\mathcal{N} = (0, 1)$  vector and adjoint Fermi multiplets coming from the decomposition of  $V^{(0,2)}$ . From now on, the superscript  $R$  is used to emphasize that a superfield is real.

$\mathcal{L}_{\text{chiral}}^{(0,2)}$  can be expressed in  $\mathcal{N} = (0, 1)$  superspace using Eqs. (2.4) and (2.5). It becomes

$$\begin{aligned} \mathcal{L}_{\text{chiral}}^{(0,2)} \rightarrow & \mathcal{L}_s + \int d\theta^+ W^{(0,1)} \\ & = -\frac{i}{4} \int d\theta^+ [\mathcal{D}_+ \Phi_m^\dagger \mathcal{D}_- \Phi_m + \mathcal{D}_+ \Phi_m \mathcal{D}_- \Phi_m^\dagger] + \int d\theta^+ \Lambda^R \Phi_m^\dagger \Phi_m . \end{aligned} \quad (3.9)$$

### $\mathcal{N} = (0, 2)$ Fermi Multiplet

The  $\mathcal{N} = (0, 2)$  Fermi multiplet contains a left-moving chiral fermion  $\lambda_{-a}^c$  and an auxiliary field  $G_a$ . It can be expanded as

$$\Lambda_a^{(0,2)} = \lambda_{-a}^c - \theta^+ G_a - i\theta^+ \bar{\theta}^+ D_+ \lambda_{-a}^c - \bar{\theta}^+ E_a^{(0,2)}(\Phi_m^{(0,2)}), \quad (3.10)$$

where  $E_a^{(0,2)}(\Phi_m^{(0,2)})$  is a holomorphic function of chiral multiplets, called  $E$ -term. The decomposition of an  $\mathcal{N} = (0, 2)$  Fermi multiplet into  $\mathcal{N} = (0, 1)$  multiplets is

$$\begin{aligned} & \mathcal{N} = (0, 2) \text{ Fermi multiplet } \Lambda_a^{(0,2)} \\ & \quad \swarrow \quad \searrow \\ \mathcal{N} = (0, 1) \text{ Fermi multiplet } \Lambda_a^1 \quad \oplus \quad & \mathcal{N} = (0, 1) \text{ Fermi multiplet } \Lambda_a^2 . \end{aligned} \quad (3.11)$$

The two  $\mathcal{N} = (0, 1)$  Fermi multiplets can be further combined into an  $\mathcal{N} = (0, 1)$  *complex Fermi multiplet*. The decomposition of  $\mathcal{N} = (0, 2)$  Fermi multiplet is then

$$\begin{aligned} & \mathcal{N} = (0, 2) \text{ Fermi multiplet } \Lambda_a^{(0,2)} \\ & \quad \downarrow \\ & \mathcal{N} = (0, 1) \text{ complex Fermi multiplet } \Lambda_a . \end{aligned} \quad (3.12)$$

---

<sup>4</sup>I.e. complex conjugate and transposition,  $(\bar{\Phi}^{(0,2)})^T$ .

In  $\mathcal{N} = (0, 2)$  theories, in addition to the  $E$ -term, there is another holomorphic function  $J^{(0,2)a}(\Phi_m)$  of chiral fields associated to the Fermi multiplet  $\Lambda_a^{(0,2)}$ . The kinetic terms for the Fermi multiplet and its couplings to chiral multiplets are

$$\mathcal{L}_{\text{Fermi}}^{(0,2)} + \mathcal{L}_J^{(0,2)} = -\frac{1}{2} \int d\theta^+ d\bar{\theta}^+ (\Lambda^{(0,2)a})^\dagger \Lambda_a^{(0,2)} - \frac{1}{\sqrt{2}} \int d\theta^+ \Lambda_a^{(0,2)} J^{(0,2)a} |_{\bar{\theta}^+=0} - \text{h.c.} \quad (3.13)$$

There is a symmetry under exchanging  $J^{(0,2)a} \leftrightarrow E_a^{(0,2)}$ , which corresponds to exchanging  $\Lambda_a^{(0,2)} \leftrightarrow (\Lambda^{(0,2)})^\dagger a$ .

In order to express the above Lagrangian terms for  $\mathcal{N} = (0, 2)$  Fermi multiplets in  $\mathcal{N} = (0, 1)$  superspace, we first decompose  $\Phi_m^{(0,2)}$  chiral fields into  $\mathcal{N} = (0, 1)$  complex scalar multiplets  $\Phi_m$ , as in (3.5). Then, we introduce  $\mathcal{N} = (0, 1)$  complex scalar multiplets  $E_a(\Phi_m)$  and  $J^a(\Phi_m)$  as functions of  $\Phi_m$ . The field components of  $E_a(\Phi_m)$  and  $J^a(\Phi_m)$  are given by

$$\begin{aligned} E_a(\Phi_m) &= E_a(\phi_m) - \theta^+ \frac{\partial E_a}{\partial \phi_m} \psi_+^m, \\ J^a(\Phi_m) &= J^a(\phi_m) - \theta^+ \frac{\partial J^a}{\partial \phi_m} \psi_+^m. \end{aligned} \quad (3.14)$$

where  $\phi_m$  and  $\psi_+^m$  are component fields of the  $\mathcal{N} = (0, 1)$  complex scalar multiplet  $\Phi_m$ . The terms for an  $\mathcal{N} = (0, 2)$  Fermi multiplet  $\Lambda_a^{(0,2)}$  in the Lagrangian can then be expressed in terms of  $\mathcal{N} = (0, 1)$  superspace and multiplets as

$$\begin{aligned} \mathcal{L}_{\text{Fermi}}^{(0,2)} + \mathcal{L}_J^{(0,2)} &\rightarrow \mathcal{L}_F + \int d\theta^+ W^{(0,1)} \\ &\rightarrow -\frac{1}{2} \int d\theta^+ (\Lambda_a \mathcal{D}_+ \Lambda_a) + \\ &\quad + \int d\theta^+ [\Lambda_a (J^a(\Phi_m) + E^{\dagger a}(\Phi_m^\dagger)) + \Lambda^{\dagger a} (E_a(\Phi_m) + J_a^\dagger(\Phi_m^\dagger))]. \end{aligned} \quad (3.15)$$

### $\mathcal{N} = (0, 1)$ superpotential of $\mathcal{N} = (0, 2)$ gauge theories

To conclude this section, for an  $\mathcal{N} = (0, 2)$  field theory with vector multiplets  $V_i^{(0,2)}$ , chiral multiplets  $\Phi_m^{(0,2)}$  and Fermi multiplets  $\Lambda_a^{(0,2)}$ , the generic  $\mathcal{N} = (0, 2)$  Lagrangian can be expressed in terms of  $\mathcal{N} = (0, 1)$  multiplets and superspace as

$$\mathcal{L} = \mathcal{L}_{\text{gauge}} + \mathcal{L}_s + \mathcal{L}_F + \int d\theta^+ W^{(0,1)}, \quad (3.16)$$

where  $\mathcal{L}_{\text{gauge}}$ ,  $\mathcal{L}_s$  and  $\mathcal{L}_F$  are the usual kinetic terms for vector, scalar and Fermi superfields. The  $\mathcal{N} = (0, 1)$  superpotential  $W^{(0,1)}$  reads

$$W^{(0,1)} = \sum_i \sum_n \Lambda_i^R \Phi_n^\dagger \Phi_n + \sum_a \int d\theta^+ [\Lambda_a (J^a(\Phi_m) + E^{\dagger a}(\Phi_m^\dagger)) + \Lambda^{\dagger a} (E_a(\Phi_m) + J_a^\dagger(\Phi_m^\dagger))], \quad (3.17)$$

where the sum over  $n$  in the first term means the sum over all complex scalar multiplets transforming under a given gauge group  $i$ .

## 4 2d $\mathcal{N} = (0, 1)$ Theories and Orientifolds

In this section, we discuss the construction of Spin(7) and Spin(7) orientifolds starting from CY 4-folds. We also explain the general structure of the  $\mathcal{N} = (0, 1)$  theories on D1-branes probing Spin(7) orientifolds, which are obtained from the  $\mathcal{N} = (0, 2)$  gauge theories associated to the parent CY<sub>4</sub> via a  $\mathbb{Z}_2$  orientifold quotient. While we will focus on the case in which the CY<sub>4</sub> is toric, our construction applies in general. Concrete examples will be covered in Sections 5 to 8.

### 4.1 Spin(7) Cones and Spin(7) Orientifolds from CY<sub>4</sub>

Our aim in this section is to set the stage for Spin(7) orientifolds probed by D1-branes. The construction of the corresponding gauge theories on D1-branes will be introduced in Sections 4.2 to 4.4.

We start discussing Spin(7) manifolds, which are eight dimensional Riemannian manifolds of special holonomy group Spin(7). Every Spin(7) manifold is equipped with a globally well-defined 4-form  $\Omega^{(4)}$ , called Cayley 4-form.

Spin(7) manifolds are interesting because they lead to minimally supersymmetric theories. For instance, consider Type IIB string theory on a  $\mathbf{M}_2 \times \mathbf{X}_8$ , where  $\mathbf{M}_2$  is 2d Minkowski space and  $\mathbf{X}_8$  is a Spin(7) manifold. The number of supercharges is broken from 32 real supercharges to 2, since Spin(7) manifolds preserves 1/16 of the original supersymmetry.<sup>5</sup>

Probing the singularity of such Spin(7) manifold with a stack of  $N$  D1-branes breaks SUSY even further. We would be left with only 1 real supercharge on the 2d worldvolume, hence engineering 2d  $\mathcal{N} = (0, 1)$  theories.

However, in this paper we focus on an alternative, yet related, way to achieve 2d  $\mathcal{N} = (0, 1)$  theories, using an orientifold construction based on the following observation. An explicit construction of Spin(7) manifolds was introduced by Joyce in [39]. Start with a Calabi-Yau 4-fold  $\mathbf{M}_8$  equipped with the holomorphic (4,0)-form  $\Omega^{(4,0)}$  and Kähler form  $J^{(1,1)}$ . One can always define a 4-form

$$\Omega^{(4)} = \text{Re} \left( \Omega^{(4,0)} \right) + \frac{1}{2} J^{(1,1)} \wedge J^{(1,1)}, \quad (4.1)$$

which is stabilized by a Spin(7) subgroup of the general SO(8) holonomy of a 8d Riemannian manifold.

We can now consider the parent CY<sub>4</sub> geometry, and perform an orientifold by  $\Omega\sigma$ , where  $\Omega$  denotes worldsheet parity<sup>6</sup> and  $\sigma$  is an anti-holomorphic involution keeping the real 4-form (4.1) invariant. It is easy to check, in analogy with the above arguments, that the supersymmetry preserved by D1-brane probing this orientifold singularity is 2d  $\mathcal{N} = (0, 1)$ . Hence, we refer to this construction as *Spin(7) orientifolds*. One motivation for considering

<sup>5</sup>For more details of why Spin(7) preserves 1/16 SUSY, we refer the reader to [37] and [38].

<sup>6</sup>We hope the context suffices for the reader not to confuse it with the holomorphic 4-form.

these orientifolds is that they naturally realize the “real projection” of the “complex”  $\mathcal{N} = (0, 2)$  theories mentioned in [19]. The theories on D1-branes probing Spin(7) cones, without the orientifold projection, are also interesting and we plan to investigate them in future work.

## 4.2 Spin(7) Orientifolds in the Field Theory

We now discuss the field theory implementation of the Spin(7) orientifold construction. The field theory involution must act anti-holomorphically on the chiral fields of the parent gauge theory. Its connection to  $\sigma$  will be addressed in Section 4.4. Further details on the theory obtained via the orientifold projection will be given in Section 4.3. The construction follows the standard orientifolding procedure. Anti-holomorphic orientifolds have appeared in the literature in other contexts, see, e.g., [40, 41].

Such involution must be a  $\mathbb{Z}_2$  symmetry of the parent gauge theory, namely a symmetry of both its quiver and superpotential. Given the anti-holomorphicity of the transformation, it is convenient to write the superpotential in  $\mathcal{N} = (0, 1)$  language, as in (3.17).

We will use indices  $i, j = 1, \dots, g$ , to label gauge groups in the parent theory. We will also use  $\alpha_i, \beta_j = 1, \dots, N_i$  for Chan-Paton indices, equivalently (anti) fundamental color indices of  $U(N_i)$  in the gauge theory. Every bifundamental field  $\Phi_{ij}$  in the gauge theory (adjoint if  $i = j$ ) should be regarded as an  $N_i \times N_j$  matrix to be contracted with the corresponding Chan-Paton factors, namely open string states are of the form  $\Phi_{ij, \alpha_i \beta_j} |\alpha_i, \beta_j\rangle$ . In what follows, we will keep the color/Chan-Paton indices implicit.

Below, we present the transformation properties of each type of field under the generator of the orientifold group.

### Vector multiplets

Gauge fields transform as follows

$$A_\mu^i \rightarrow -\gamma_{\Omega_{i'}} A_\mu^{i'T} \gamma_{\Omega_{i'}}^{-1}, \quad (4.2)$$

where the transposition acts on color indices and  $\gamma_{\Omega_i}$  is a matrix encoding the action of worldsheet parity on the Chan-Paton degrees of freedom at the node  $i$ . All matrices in this expression are  $N_i \times N_i$  dimensional, with  $N_i = N_{i'}$ .

For gauge groups that are mapped to themselves, i.e., when  $i = i'$ , the fact that the involution squares to the identity gives rise to the standard constraint

$$\gamma_{\Omega_i}^T \gamma_{\Omega_i}^{-1} = \pm \mathbb{1}_{N_i}. \quad (4.3)$$

The two canonical solutions to this equation are the identity matrix  $\gamma_{\Omega_i} = \mathbb{1}_{N_i}$ , for the positive sign, and the symplectic matrix  $\gamma_{\Omega_i} = J = i\epsilon_{N_i/2}$ , for the negative sign. Plugging each of them back into (4.2), they respectively lead to gauge fields in the antisymmetric or symmetric representation, namely in the adjoint representations of the resulting  $SO(N_i)$

or  $\text{USp}(N_i)$  gauge groups. The corresponding gaugino is projected accordingly, completing an  $\mathcal{N} = (0, 1)$  vector multiplet. Our general discussion allows for independent ranks for different gauge groups. That said, in the explicit examples considered later, we will assume that the ranks in the parent theory are such that all the ranks in the orientifolded theory are equal.

### Scalar multiplets

Let us consider complex  $\mathcal{N} = (0, 1)$  scalar fields or, equivalently, the  $\mathcal{N} = (0, 2)$  chiral fields in the parent theory. The anti-holomorphicity of the geometric involution implies that we have to take their Hermitian conjugate and their transformation becomes

$$X_{ij}^m \rightarrow \eta_{mn} \gamma_{\Omega_{i'}} \bar{X}_{i'j'}^n \gamma_{\Omega_{j'}}^{-1}, \quad (4.4)$$

where the bar indicates conjugation. We can understand the conjugation as the net result of two operations. First, we have the transposition of the matrix  $X_{i'j'}^n$ , which effectively exchanges its two endpoints. This corresponds to the usual orientation reversal between fields and their images, which is characteristic of orientifolds and is also present in holomorphic orientifolds. In addition, we take the Hermitian conjugate, which is the matrix counterpart of the conjugation involved in the anti-holomorphic involution. This leads to an additional orientation flip.

While expressions like (4.4) are rather standard, this is a good point to carefully state the meaning of each of the matrices in it. Color indices are implicit. As mentioned earlier,  $\gamma_{\Omega_{i'}}$  and  $\gamma_{\Omega_{j'}}$  encode the action of worldsheet parity on the color indices at nodes  $i'$  and  $j'$ , and they are  $N_{i'} \times N_{i'}$  and  $N_{j'} \times N_{j'}$  matrices, respectively.  $X_{i'j'}^n$  is an  $N_{i'} \times N_{j'}$  matrix, for which the transposition and Hermitian conjugation, independently, transpose the color indices. We also include the indices  $m, n = 1, \dots, n_{ij}^X$ , with  $n_{ij}^X$  the number of  $\mathcal{N} = (0, 2)$  chiral fields between nodes  $i$  and  $j$ .  $\eta$  is an  $n_{ij}^X \times n_{ij}^X$  matrix corresponding to the representation of the  $\mathbb{Z}_2$  group generated by the field theory involution under which the  $X_{ij}^m$  fields transform.<sup>7</sup> We sum over the repeated index  $n$ .  $i'$  and  $j'$  indicate the nodes connected by the field, and are clearly not summed over. Eq. (4.4) also applies to fields that are mapped to themselves.

The condition that the orientifold action is an involution implies that  $\eta \cdot \eta^T = \mathbf{1}$ . In the explicit examples presented later, we will mostly use  $\eta = \pm 1$  (in the 1-dimensional representation case) or  $\eta = \pm \begin{pmatrix} 0 & 1 \\ 1 & 0 \end{pmatrix}$ , which implements a non-trivial exchange between two pairs of fields. In view of this, from now on we will reduce  $\eta_{mn} \bar{X}_{i'j'}^n$  to  $\pm \bar{X}_{i'j'}^{m'}$ , in order to simplify expressions.

The transformation (4.4) and the ones for Fermi superfields that we present below, simplify considerably in the case of Abelian parents. As usual, this is sufficient for connect-

---

<sup>7</sup>In principle, this representation might be reducible. The irreducible representations of  $\mathbb{Z}_2$  are either 1- or 2-dimensional.

ing the gauge theories to the probed geometries, along the lines that will be discussed in Section 4.3.

### Fermi multiplets

Contrary to scalar fields, whose transformation always involves conjugation in order to account for the anti-holomorphicity of the geometric involution, Fermi fields may or may not be conjugated.

Let us first consider the  $\mathcal{N} = (0, 1)$  complex Fermi multiplets in the parent, i.e. the  $\mathcal{N} = (0, 2)$  Fermi multiplets in the original theory. Their transformation is either<sup>8</sup>

$$\Lambda_{ij}^m \rightarrow \pm \gamma_{\Omega_{i'}} \bar{\Lambda}_{i'j'}^{m'} \gamma_{\Omega_{j'}}^{-1}, \quad (4.5)$$

or

$$\Lambda_{ij}^m \rightarrow \pm \gamma_{\Omega_{i'}} \Lambda_{j'i'}^{m'T} \gamma_{\Omega_{j'}}^{-1}. \quad (4.6)$$

Notice that the second transformation only involves transposition, without complex conjugation.

The signs and the presence or absence of complex conjugation in the transformations of each Fermi in Eqs. (4.5) and (4.6) are determined by imposing the transformation of the chirals and requiring the invariance of the superpotential  $W^{(0,1)}$  of the parent theory. As mentioned earlier, focusing on the Abelian theory is sufficient for this.

The decomposition of  $\mathcal{N} = (0, 2)$  vector multiplets gives rise to additional  $\mathcal{N} = (0, 1)$  adjoint Fermi fields  $\Lambda_i^R$ , as explained in Section 3. Invariance of  $W^{(0,1)}$  in the parent fully determines the transformation of the  $\Lambda_i^R$ , which is given by

$$\Lambda_i^R \rightarrow \gamma_{\Omega_{i'}} \Lambda_{i'}^{R'T} \gamma_{\Omega_{i'}}^{-1}. \quad (4.7)$$

The relative sign between (4.2) and (4.7) implies that for  $i = i'$ , an SO or USp projection of the gauge group is correlated with a projection of  $\Lambda_i^R$  into a symmetric or antisymmetric representation, respectively.

The construction of the Spin(7) orientifolds we have just presented exclusively uses information from the gauge theory. In coming sections, we will explain how it can be connected to the geometry.<sup>9</sup> The anti-holomorphic involution of the generators of the parent CY<sub>4</sub> geometry can be mapped to an action on scalars. This, combined with the invariance of the parent superpotential, determines the transformation of the Fermi superfields.

---

<sup>8</sup>Here we use the simplified notation introduced earlier in the case of scalar multiplets, instead of including an  $\eta$  matrix as in (4.4).

<sup>9</sup>In the case of toric CY<sub>4</sub>, perfect matchings of the corresponding brane brick models are powerful tools in connecting gauge theory and geometry [11]. It is therefore natural to ask whether and, if so, how the anti-holomorphic involution translates into perfect matchings. Preliminary investigations suggest that, at least, the involution of chiral fields maps to an anti-holomorphic involution of the perfect matchings. It would be interesting to study this question in the future.

### 4.3 Orientifold Projection of the Quiver

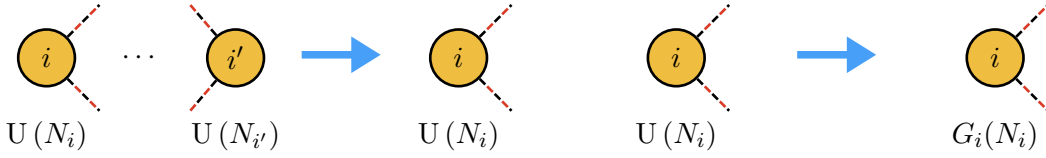
#### Quiver

In this section we explicitly discuss all possible orientifold projections of the quiver following from the rules in Section 4.2. The different types of  $\mathcal{N} = (0, 1)$  superfields, combined with their various transformations, lead to several possibilities.

#### Gauge groups

The orientifold projections for gauge groups can be one of the following two possibilities:

- 1a. Every node  $i \neq i'$  gives rise to a gauge factor  $U(N_i)$ , as shown in Figure 2a.
- 1b. Every node  $i = i'$  gives rise to a gauge factor  $SO(N_i)$  or  $USp(N_i)$ , for  $\gamma_{\Omega_i} = \mathbb{1}$  or  $J$ , respectively, as schematically shown in Figure 2b.



**Figure 2:** The two possible identifications of gauge groups. The group  $G_i(N_i)$  can be either  $SO(N_i)$  or  $USp(N_i)$ . Dashed black and red lines represent fields that can be either scalar or Fermi fields.

#### Matter fields

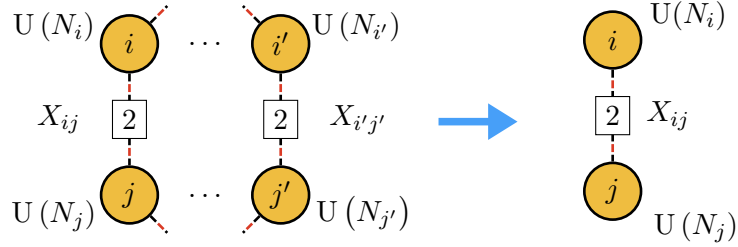
##### $\mathcal{N} = (0, 2)$ Chiral and Fermi fields

We start with the projection of  $\mathcal{N} = (0, 2)$  chiral and Fermi multiplets, equivalently  $\mathcal{N} = (0, 1)$  complex scalar and Fermi multiplets. Unless explicitly mentioned, the rules below apply to both scalar and Fermi fields. In figures, we will use dashed black and red lines to indicate fields that can be of the two types and we use  $\mathcal{N} = (0, 1)$  language. To organize the presentation, we will distinguish between the case in which a field is mapped to a different image and when it is mapped to itself.

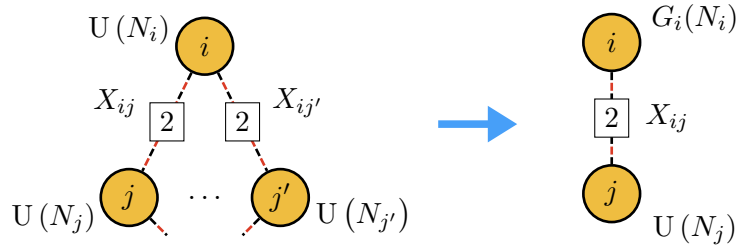
##### *Fields mapped to other fields*

The two rules that follow apply to both to fields transforming anti-holomorphically, as in (4.4) and (4.5), or holomorphically, as in (4.6). While the resulting quiver does not depend on the presence of conjugation, such details do affect how the final fields precisely emerge from the original theory and, therefore, the projection of the superpotential.

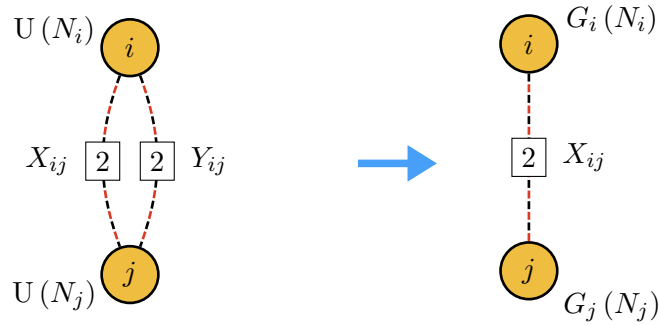
- 2a. Consider a bifundamental or adjoint field  $X_{ij}$  of the parent theory, for  $j \neq i'$ , which transforms into (the conjugate of) a different image field  $X_{i'j'}$ . The two fields,  $X_{ij}$  and  $X_{i'j'}$ , are projected down to a single complex bifundamental (or adjoint)  $X_{ij}$ .<sup>10</sup> Various possibilities are shown in Figure 3.



(a) Pairs of bifundamentals that do not share any node.



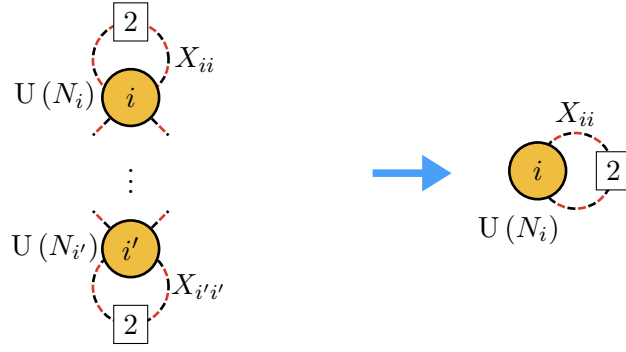
(b) Pairs of bifundamentals with a common node.



(c) Pairs of bifundamentals sharing both nodes.

<sup>10</sup>There is no distinction between  $\square$  and  $\bar{\square}$  whenever the resulting gauge group is SO or USp.

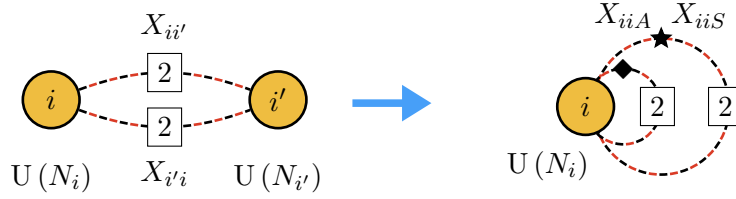





(d) A pair of adjoint fields whose nodes are mapped to each other.

**Figure 3:** Various instances of Rule 2a. These pictures apply to both fields that are mapped anti-holomorphically (via (4.4) or (4.5)) or holomorphically (via (4.6)). The group  $G_i(N_i)$  can be either  $\text{SO}(N_i)$  or  $\text{USp}(N_i)$ .

2b. Consider two bifundamental or adjoint fields  $X_{i'i}$  and  $Y_{i'i}$ , which transform into (the conjugate of) each other. They give rise to two complex fields, one in the symmetric representation and the other one in the antisymmetric representation of the resulting unitary (for  $i \neq i'$ ) or  $\text{SO} / \text{USp}$  (for  $i = i'$ ) node.<sup>11</sup> From now on, we indicate symmetric and antisymmetric representations with star and diamond symbols, respectively. This rule is illustrated in Figure 4.



(a) Two bifundamental fields connecting a node and its image.



(b) Two adjoint fields sharing on a node that is mapped to itself.

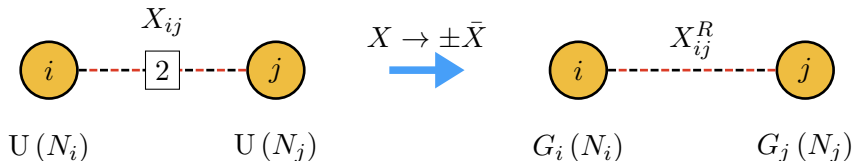
**Figure 4:** The two instances of Rule 2b, depending on whether the original fields are bifundamental ( $i \neq i'$ ) or adjoint ( $i = i'$ ). This picture applies to both fields that are mapped anti-holomorphically (via (4.4) or (4.5)) or holomorphically (via (4.6)). The group  $G_i(N_i)$  can be either  $\text{SO}(N_i)$  or  $\text{USp}(N_i)$ .

<sup>11</sup>We thank Massimo Porrati for discussions on this point.

*Fields mapped to themselves*

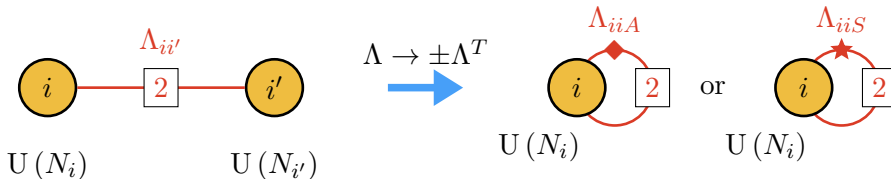
In this case, the transformation of the quiver depends crucially on whether the map is anti-holomorphic or holomorphic. Therefore, in the figures we indicate it over the arrow connecting the parent to the orientifolded theory.

- 3a. A bifundamental field  $X_{ij}$  that is mapped to itself anti-holomorphically via (4.4) or (4.5), with the nodes  $i$  and  $j$  also being their own images, gives rise to a real  $\mathcal{N} = (0, 1)$  field transforming under the bifundamental of  $G_i(N_i) \times G_j(N_j)$ , where  $G_i$  and  $G_j$  are the same type of SO or USp gauge group.<sup>12</sup> Figure 5 illustrates this rule.



**Figure 5:** Rule 3a, in which a complex bifundamental scalar or Fermi is mapped to itself anti-holomorphically via (4.4) or (4.5).  $G_i$  and  $G_j$  are the same type of SO or USp gauge group.

- 3b. There is another possibility for a bifundamental Fermi field  $\Lambda_{ii'}$  stretching between a node and its image. Such a field can only be mapped to itself in the case of a holomorphic transformation (4.6).<sup>13</sup> This gives rise to a complex Fermi superfield in the symmetric/antisymmetric representation of the resulting  $U(N_i)$  group for a  $+/-$  sign, respectively, as shown in Figure 6.



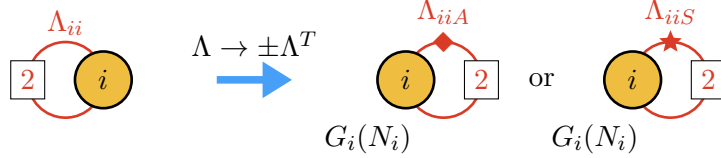
**Figure 6:** Rule 3b, in which a Fermi connecting a node to its image is mapped to itself holomorphically via (4.6).

- 3c. Closely related to Rule 3b, consider an adjoint complex Fermi field  $\Lambda_{ii}$  that is mapped to itself via the holomorphic transformation (4.6). As shown in Figure 7, this gives rise to a complex Fermi field in the symmetric or antisymmetric representation of

<sup>12</sup>We will later elaborate on why these two gauge groups should be of the same type.

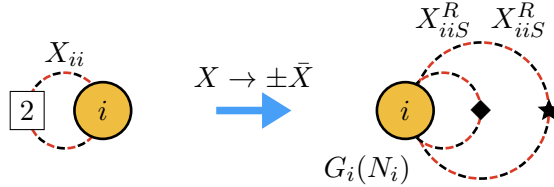
<sup>13</sup>For this reason, there is no analogue of this rule for chiral or Fermi fields transforming anti-holomorphically.

the resulting gauge group for a  $+/-$  sign, respectively. In this case, the  $\pm$  sign in (4.6) correlates the projection of such Fermi with the one of the corresponding vector multiplet, which is controlled by (4.2). In particular, a  $+$  sign implies the opposite projection, and hence we obtain symmetric/antisymmetric for SO / USp. Similarly, a  $-$  sign implies the same projection, and we obtain antisymmetric/symmetric for SO / USp.



**Figure 7:** Rule 3c, in which a complex adjoint Fermi is mapped to itself holomorphically via (4.6). The group  $G_i(N_i)$  can be either  $\text{SO}(N_i)$  or  $\text{USp}(N_i)$ .

- 3d. Consider an adjoint complex scalar or Fermi field that is mapped to itself via the anti-holomorphic transformation in (4.4) or (4.5). This gives rise to two real scalar or Fermi fields, one symmetric and one antisymmetric of node  $i$ . This can be understood as projecting the real and imaginary parts of the parent field with opposite signs. The sign in (4.2) determines the projection of the real part relative to the SO or USp projection of the gauge group as in Rule 3c. This case is shown in Figure 8.

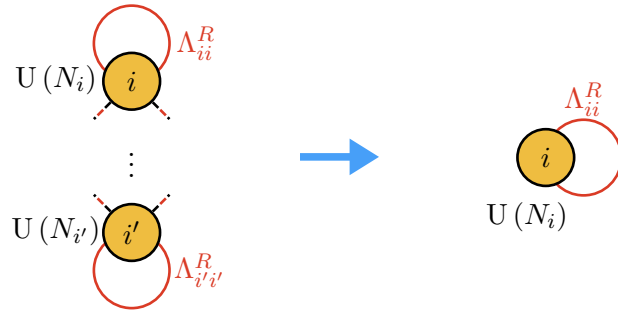


**Figure 8:** Rule 3d, in which a complex adjoint scalar or Fermi is mapped to itself anti-holomorphically via (4.4) or (4.5). The group  $G_i(N_i)$  can be either  $\text{SO}(N_i)$  or  $\text{USp}(N_i)$ .

$\mathcal{N} = (0, 1)$  real Fermi fields from  $\mathcal{N} = (0, 2)$  vector multiplets

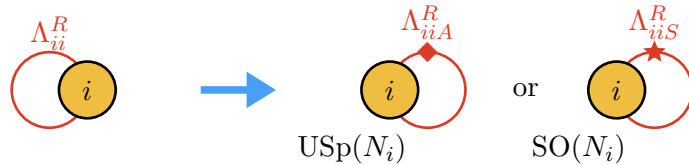
Finally, let us consider the projection of the  $\mathcal{N} = (0, 1)$  adjoint real Fermi fields  $\Lambda_{ii}^R$  coming from the  $\mathcal{N} = (0, 2)$  vector multiplets. Such fields always transform according to (4.7). Therefore, there are only two possibilities, depending on whether the corresponding node is mapped to a different node or to itself.

- 4a. Consider a real Fermi  $\Lambda_{ii}^R$  which transforms via (4.7) into  $\Lambda_{i'i'}^R$ , with  $i' \neq i$ . The two fields are projected down to a single real Fermi  $\Lambda_{ii}^R$ , as in Figure 9.



**Figure 9:** Rule 4a, in which two real Fermi fields are mapped to each other into a single real Fermi field.

- 4b. Consider a real Fermi  $\Lambda_{ii}^R$  which is mapped to itself, with  $i' \neq i$ . Due to the relative sign between (4.2) and (4.7), this gives rise to a symmetric or antisymmetric real Fermi for an SO or USp projection of the node  $i$ , respectively. We show the result in Figure 10.



**Figure 10:** Rule 4b, in which one real Fermi field is mapped to itself.

In general, it is possible for the theories constructed with the orientifolding procedure described above to suffer from gauge anomalies. Such anomalies can be canceled by the addition of appropriate scalar or Fermi flavors. In string theory, this corresponds to introducing flavor D5/D9-branes to cancel the local RR tadpole arising when orientifold planes are present. In Section 5.3.2, we present an example in which flavor fields are needed in order to cancel the gauge anomalies.

### Superpotential

The superpotential of the orientifold theory is obtained from the parent superpotential by keeping the invariant terms and projecting out half of the other terms, which are identified in pairs. In the surviving terms, the parent fields must be replaced by their images under the orientifold projection.

### A constraint on the relative projections of nodes connected by matter

Requiring that the orientifold group acts on the gauge theory as an involution, leads to interesting relations between the transformation of matter fields and gauge groups. In

particular, focusing on bifundamental fields, applying the transformations (4.4), (4.5) or (4.6) twice and demanding that they amount to the identity, leads to correlations between the  $\eta$  and  $\gamma_\Omega$  matrices. For example, for a pair of nodes  $i$  and  $j$  connected by a single field or by a pair of fields with  $\eta = \pm \begin{pmatrix} 0 & 1 \\ 1 & 0 \end{pmatrix}$  which transform anti-holomorphically, we must have  $\gamma_{\Omega_i} = \gamma_{\Omega_j}$ . Most of the examples we will consider later are of these two types. On the other hand,  $\eta = \begin{pmatrix} 0 & 1 \\ -1 & 0 \end{pmatrix}$  implies that  $\gamma_{\Omega_i}$  and  $\gamma_{\Omega_j}$  are of opposite types.

#### 4.4 Anti-Holomorphic Involutions from the Mesonic Moduli Space

The anti-holomorphic involution  $\sigma$  of a  $\text{CY}_4$  underlying Joyce's construction can be beautifully connected to the anti-holomorphic involution of the associated  $\mathcal{N} = (0, 2)$  gauge theory. The  $\text{CY}_4$  arises as the mesonic moduli space of the parent gauge theory. Consequently, the complex coordinates parameterizing the  $\text{CY}_4$  correspond to mesonic operators. Below, we present an algorithmic procedure for identifying anti-holomorphic involutions of  $\text{CY}_4$  cones leading to  $\text{Spin}(7)$  manifolds. Combined with the map of generators to the gauge theory, this provides an alternative method for constructing  $\text{Spin}(7)$  orientifolds. This approach is analogous to the one introduced in [42] for 4d orientifolds. As usual, the construction focuses on the Abelian case of the gauge theories, but the results extend to general ranks.

In general, we can define the moduli space as the polynomial ring of the chiral fields modded by the ideal generated by the  $J$ - and  $E$ -terms, i.e.

$$\mathcal{M} = (\mathbb{C}[X_1, \dots, X_n] / \langle J_{ij}, E_{ij} \rangle) // \text{U}(1)^G, \quad (4.8)$$

where  $G$  is the number of  $\text{U}(1)$  gauge groups in the theory, and  $n$  is the number of chiral fields. It is then possible to associate a GLSM to such a moduli space, given by a set of fields  $p_a$  such that

$$\mathcal{M} = (\mathbb{C}[p_1, \dots, p_m] // Q_{EJ}) // Q_D, \quad (4.9)$$

where  $Q_{EJ}$  and  $Q_D$  are matrices containing  $\text{U}(1)$  charges of the  $p_a$  that implement the  $J$ -,  $E$ - and  $D$ -terms. The mesonic moduli space is obtained by considering combinations of fields  $p_a$  that are invariant under the action of these  $\text{U}(1)$ 's. For details on this construction we refer to [11].

A tool that has proven to be powerful to compute such gauge invariant operators is the Hilbert series (HS) [43, 44]. The explicit expression of the HS is

$$\text{HS}(\mathbf{x}, \mathbf{p}) = \text{PE} \left[ \sum_{a=1}^m \mathbf{x}^{Q^a} p_a \right], \quad (4.10)$$

where  $Q^a = (Q_{EJ}^a, Q_D^a)$  are the charges of the field  $p_a$  represented by the collective fugacity  $\mathbf{x}$ . The function PE is called the Plethystic Exponential (PE) and is defined as

$$\text{PE} [f(t)] = \text{PE} \left[ \sum_{k=0}^{\infty} c_k t^k \right] = \exp \left[ \sum_{k=1}^{\infty} \frac{1}{k} \left( f(t^k) - f(0) \right) \right] = \prod_{k=1}^{\infty} \frac{1}{(1 - t^k)^{c_k}}. \quad (4.11)$$

Performing the Molien integral over the fugacities  $\mathbf{x}$ , we obtain the HS of the mesonic moduli space  $\mathcal{M}$ :

$$\text{HS}(\mathbf{p}; \mathcal{M}) = \oint_{|\mathbf{x}|=1} \frac{d\mathbf{x}}{2\pi i \mathbf{x}} \text{HS}(\mathbf{x}, \mathbf{p}). \quad (4.12)$$

Such HS contains the generators of the mesonic moduli space and their relations. This information can be extracted using the Plethystic Logarithm (PL):

$$\text{PL}[\text{HS}(\mathbf{p}; \mathcal{M})] = \sum_{k=1}^{\infty} \frac{\mu(k)}{k} \ln \left[ \text{HS}(\mathbf{p}^k; \mathcal{M}) \right], \quad (4.13)$$

where  $\mu$  is the Möbius function. The resulting series can be finite, and in that case, the mesonic moduli space is said to be a *complete intersection*, or it can be an infinite sum of positive and negative monomials in  $\mathbf{p}$ . The generators are identified with the positive monomials, while the relations are associated with the negative monomials. The generators for all examples in the paper have been computed using such HS techniques.

The generators, subject to their relations, are the coordinates that parameterize the toric  $\text{CY}_4$  under consideration. From the point of view of the gauge theory, these coordinates are mesons and we call them  $M_a$ , with  $a$  running from 1 to the number of mesons. The anti-holomorphic involution  $\sigma$  acts on these coordinates by mapping each  $M_a$  to a possibly different  $\bar{M}_b$ , with  $\bar{M}_b$  being the complex conjugate of  $M_b$ , i.e.

$$M_a \rightarrow \pm \bar{M}_b. \quad (4.14)$$

This transformation must be consistent with the relations among the generators.

As explained in Section 4.1, in order to obtain a  $\text{Spin}(7)$  structure,  $\sigma$  must preserve the Cayley 4-form. A sufficient condition for this to happen is that  $\Omega^{(4,0)} \rightarrow \bar{\Omega}^{(0,4)}$  [39]. Consider a  $\text{CY}_4$  with  $n$  generators  $M_a$ ,  $a = 1, \dots, n$  and  $k$  relations among them  $F_\alpha(M_a) = 0$ ,  $\alpha = 1, \dots, k$ . The holomorphic 4-form is computed in terms of the Poincaré residue

$$\Omega^{(4,0)} = \text{Res} \frac{dM_1 \wedge \dots \wedge dM_n}{\prod_{\alpha=1}^k F_\alpha(M_a)}. \quad (4.15)$$

With this formula, it is straightforward to verify that all the involutions considered in this paper satisfy  $\Omega^{(4,0)} \rightarrow \bar{\Omega}^{(0,4)}$ . In the following sections, we will show this explicitly in some examples.<sup>14</sup>

The procedure outlined above provides a geometric criterion for identifying an anti-holomorphic involution  $\sigma$  leading to a  $\text{Spin}(7)$  orientifold. Using the definition of the generators as gauge invariant chiral operators in the field theory, we can translate  $\sigma$  into the

---

<sup>14</sup>When the HS is not a complete intersection, the number of relations is redundant. It is then possible to reduce them to their effective number, and  $F_\alpha(M_a)$  represents the minimal number of relations that are necessary in order to get a 4-form, given  $n$  generators, i.e.  $\alpha = 1, \dots, n - 4$ . Moreover, given an  $\Omega^{(4,0)}$ , after applying the anti-holomorphic involution, it might be necessary to use such relations to obtain the corresponding  $\bar{\Omega}^{(0,4)}$ . Generically, the resulting  $(0,4)$ -form that is obtained by the involution, is not simply the complex conjugate of  $\Omega^{(4,0)}$ . An explicit example of this is given in Section 7.1.

anti-holomorphic involution that acts on the chiral fields. Finally, we can complete such involution with the transformations of Fermi fields in the form of Eqs. (4.5) to (4.7) such that it corresponds to a  $\mathbb{Z}_2$  symmetry of the  $\mathcal{N} = (0, 2)$  gauge theory, as discussed in Section 4.2.

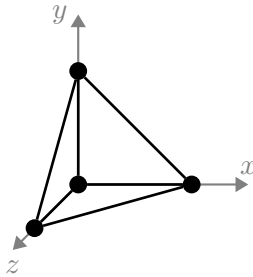
An important observation is that the relation between the geometric anti-holomorphic involution  $\sigma$  that accompanies the orientifold action, and the action on the  $\mathcal{N} = (0, 2)$  theory, is not one-to-one. In particular, this non-uniqueness goes beyond the obvious one due to choices of signs and  $\gamma_\Omega$ 's in Eqs. (4.4) to (4.7). Indeed, certain orientifolded geometries defined by an involution  $\sigma$  of  $\text{CY}_4$  correspond to a unique action on the  $\mathcal{N} = (0, 2)$  quiver (up to those obvious choices), but others can admit several genuinely different possible actions from the field theory point of view. These are distinguished by the action of the orientifold on the gauge factor, in particular by the presence or absence of groups mapped to themselves. In more mathematical terms, this is related to the presence or the absence of vector structure in type IIB singularities with orientifolds. We will discuss this in more detail and present illustrative examples in Section 6.

## 5 $\mathbb{C}^4$ and its Orbifolds

In this section, we construct the 2d gauge theories on D1-branes over  $\text{Spin}(7)$  orientifolds of  $\mathbb{C}^4$  and its Abelian orbifold  $\mathbb{C}^4/\mathbb{Z}_2$ .

### 5.1 $\mathbb{C}^4$

Let first consider the simplest  $\text{CY}_4$ , i.e.  $\mathbb{C}^4$ , and construct its  $\text{Spin}(7)$  orientifold. Its toric diagram is shown in Figure 11.




**Figure 11:** Toric diagram for  $\mathbb{C}^4$ .

The parent 2d worldvolume theory on D1-branes over  $\mathbb{C}^4$  is the dimensional reduction of 4d  $\mathcal{N} = 4$  super Yang-Mills (SYM) and has  $\mathcal{N} = (8, 8)$  SUSY. In  $\mathcal{N} = (0, 2)$  language, this theory is given by the quiver shown in Figure 12a, and the following  $J$ - and  $E$ -terms

for the Fermi fields:

$$\begin{array}{ll}
& J & E \\
\Lambda^1 : & YZ - ZY & WX - XW \\
\Lambda^2 : & ZX - XZ & WY - YW \\
\Lambda^3 : & XY - YX & WZ - ZW
\end{array} \tag{5.1}$$



**Figure 12:** Quiver diagrams for  $\mathbb{C}^4$  in  $\mathcal{N} = (0, 2)$  and  $\mathcal{N} = (0, 1)$  language.  $\Lambda^R$  is the real Fermi coming from the  $\mathcal{N} = (0, 2)$  vector multiplet.

Before performing the orientifold quotient, it is useful to rewrite this theory in  $\mathcal{N} = (0, 1)$  superspace. In  $\mathcal{N} = (0, 1)$  language, this theory has a vector multiplet associated with the  $U(N)$  gauge group, four complex scalar multiplets ( $X, Y, Z$  and  $W$ ), three complex Fermi multiplets ( $\Lambda^i$ ,  $i = 1, 2, 3$ ) and one real Fermi multiplet ( $\Lambda^R$ ) from the  $\mathcal{N} = (0, 2)$  vector multiplet. The quiver is shown in Figure 12b. The corresponding  $\mathcal{N} = (0, 1)$  superpotential is given by

$$\begin{aligned}
W^{(0,1)} &= W^{(0,2)} + \Lambda^{4R}(X^\dagger X + Y^\dagger Y + Z^\dagger Z + W^\dagger W) \\
&= \Lambda^1(YZ - ZY) + \Lambda^{1\dagger}(WX - XW) + \text{h.c.} \\
&\quad + \Lambda^2(ZX - XZ) + \Lambda^{2\dagger}(WY - YW) + \text{h.c.} \\
&\quad + \Lambda^3(XY - YX) + \Lambda^{3\dagger}(WZ - ZW) + \text{h.c.} \\
&\quad + \Lambda^{4R}(X^\dagger X + Y^\dagger Y + Z^\dagger Z + W^\dagger W),
\end{aligned} \tag{5.2}$$

where  $W^{(0,2)}$  indicates the superpotential obtained from the  $J$ - and  $E$ -terms in (5.1).

For this theory, computing the HS for identifying the generators parameterizing the moduli space is not necessary, since these mesons are in one-to-one correspondence with the chiral superfields. The four complex coordinates  $(x, y, z, w)$  of  $\mathbb{C}^4$  map to the four  $\mathcal{N} = (0, 1)$  complex scalar fields

$$(x, y, z, w) \Leftrightarrow (X, Y, Z, W). \tag{5.3}$$

In the Abelian case, the space is freely generated, i.e. there are no relations among the generators. This can be easily understood in  $\mathcal{N} = (0, 2)$  language, where the  $J$ - and  $E$ -terms in (5.1) are automatically vanishing.



Now we are ready to find an anti-holomorphic involution  $\sigma$  of  $\mathbb{C}^4$  and construct the gauge theory for the corresponding Spin(7) orientifold. We will choose a specific form of  $\sigma$ . All other possible  $\sigma$ 's are in fact equivalent to it via the SO(8) global symmetry of  $\mathbb{C}^4$ .

### 5.1.1 The Orientifold Theory

Let us consider the anti-holomorphic involution under which the U( $N$ ) gauge group is mapped to itself and the chiral fields transform as

$$X \rightarrow \gamma_\Omega \bar{X} \gamma_\Omega^{-1}, Y \rightarrow \gamma_\Omega \bar{Y} \gamma_\Omega^{-1}, Z \rightarrow \gamma_\Omega \bar{Z} \gamma_\Omega^{-1}, W \rightarrow \gamma_\Omega \bar{W} \gamma_\Omega^{-1}. \quad (5.4)$$

Requiring the invariance of the superpotential  $W^{(0,1)}$  in (5.2), we obtain the action on the Fermi multiplets

$$\Lambda^1 \rightarrow \gamma_\Omega \bar{\Lambda}^1 \gamma_\Omega^{-1}, \Lambda^2 \rightarrow \gamma_\Omega \bar{\Lambda}^2 \gamma_\Omega^{-1}, \Lambda^3 \rightarrow \gamma_\Omega \bar{\Lambda}^3 \gamma_\Omega^{-1}, \Lambda^{4R} \rightarrow \gamma_\Omega \Lambda^{4R T} \gamma_\Omega^{-1}. \quad (5.5)$$

From a geometric point of view, the anti-holomorphic involution  $\sigma$  is simply given by

$$(x, y, z, w) \mapsto (\bar{x}, \bar{y}, \bar{z}, \bar{w}). \quad (5.6)$$

The holomorphic 4-form  $\Omega^{(4,0)}$  and Kähler form  $J^{(1,1)}$  of  $\mathbb{C}^4$  are given by

$$\Omega^{(4,0)} = dx \wedge dy \wedge dz \wedge dw, \quad J^{(1,1)} = \sum_{x_i \in \{x, y, z, w\}} dx_i \wedge d\bar{x}_i \quad (5.7)$$

They transform under  $\sigma$  as

$$\Omega^{(4,0)} \rightarrow \bar{\Omega}^{(0,4)}, \quad J^{(1,1)} \rightarrow -J^{(1,1)}. \quad (5.8)$$

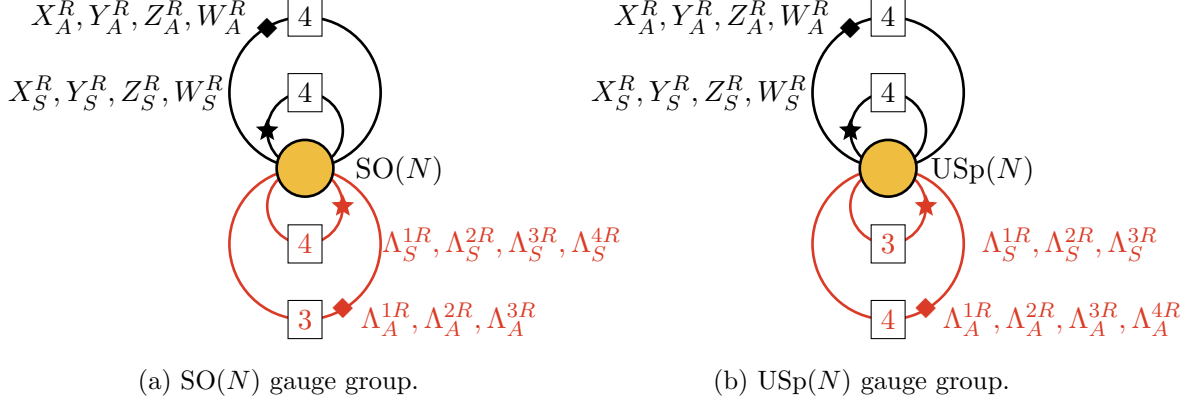
One can then easily check that the Cayley 4-form defined in (4.1) is indeed invariant under this involution  $\sigma$ .

The orientifold theory can be derived by projecting over the involution. As discussed in Section 4.2,  $\gamma_\Omega$  equal to  $\mathbb{1}_{N_a}$  or  $J$  corresponds to the SO( $N$ ) or USp( $N$ ) gauge group after projection. We will construct the SO( $N$ ) theory in detail below. The USp( $N$ ) theory can be derived following the same procedure.

The SO( $N$ ) gauge theory contains four real scalar superfields in the symmetric representation and four real scalar superfields in the antisymmetric representation. We will use subscripts  $S$  and  $A$  to keep track of representations. There are also four real Fermi superfields ( $\Lambda_S^a$  with  $a = 1, 2, 3$  and  $\Lambda^{4R}$ ) in the symmetric representation, and three real Fermi superfields ( $\Lambda_A^a$  with  $a = 1, 2, 3$ ) in the antisymmetric representation. The origin of these matter multiplets from the parent theory is as follows

$$\begin{aligned} X &\Rightarrow X_S^R, X_A^R, & \Lambda^1 &\Rightarrow \Lambda_S^{1R}, \Lambda_A^{1R}, \\ Y &\Rightarrow Y_S^R, Y_A^R, & \Lambda^2 &\Rightarrow \Lambda_S^{2R}, \Lambda_A^{2R}, \\ Z &\Rightarrow Z_S^R, Z_A^R, & \Lambda^3 &\Rightarrow \Lambda_S^{3R}, \Lambda_A^{3R}, \\ W &\Rightarrow W_S^R, W_A^R, & \Lambda^{4R} &\Rightarrow \Lambda_S^{4R}. \end{aligned} \quad (5.9)$$

The field content of the resulting  $\text{SO}(N)$  gauge theory is summarized by the quiver in Figure 13a. The quiver for the  $\text{USp}(N)$  theory is shown in Figure 13b. Redefining the fields according to Eq. (5.9), it is possible to derive the  $W^{(0,1)}$  after the involution from Eq. (5.2).



**Figure 13:** Quiver diagrams for the orientifold theories associated with the anti-holomorphic involution of  $\mathbb{C}^4$  in (5.6).

Finally, computing the  $\text{SO}(N)^2$  anomaly contributions from different  $\mathcal{N} = (0, 1)$  fields using Table 2, we obtain

$$\underbrace{-(N-2)}_{\text{Vector}} \underbrace{-4(N+2) - 3(N-2)}_{\text{Fermi}} \underbrace{+4(N+2) + 4(N-2)}_{\text{Scalar}} = 0. \quad (5.10)$$

Therefore, this theory is free of gauge anomalies.

While the  $\text{Spin}(7)$  orientifold construction generically produces 2d  $\mathcal{N} = (0, 1)$  theories, special cases such as this one can have enhanced SUSY. This theory in fact enjoys  $\mathcal{N} = (4, 4)$  SUSY. To see this more explicitly, let us define the four complex coordinates of  $\mathbb{C}^4$  in terms of the 8d space transverse to the D1-branes as

$$(x, y, z, w) \equiv (x_2 + ix_6, x_3 + ix_7, x_4 + ix_8, x_5 + ix_9), \quad (5.11)$$

where  $x_i$ ,  $i = 0, 1, \dots, 9$  are real spacetime coordinates. In terms of them, the geometric involution (5.6) becomes

$$(x_2, x_3, x_4, x_5, x_6, x_7, x_8, x_9) \rightarrow (x_2, x_3, x_4, x_5, -x_6, -x_7, -x_8, -x_9), \quad (5.12)$$

giving rise to a codimension-4 fixed locus, i.e., an O5-plane. The brane setup is therefore,

	0	1	2	3	4	5	6	7	8	9	
D1	•	•	×	×	×	×	×	×	×	×	(5.13)
O5	•	•	•	•	•	•	×	×	×	×	

where • and × indicate directions in which an object extends or does not extend, respectively. The configuration preserves  $\mathcal{N} = (4, 4)$  SUSY in the 2d spacetime of the gauge

theory, given by  $(x_0, x_1)$ . The field theory has  $\text{SO}(N)$  or  $\text{USp}(N)$  gauge symmetry, depending on the charge of the O5-plane.

The extended SUSY can also be seen at the level of the gauge theory. The field content can be organized into  $\mathcal{N} = (4, 4)$  multiplets. For example, in the  $\text{SO}(N)$  case, we have

$$\begin{aligned} V \oplus \Lambda_A^{(1,2,3)R} \oplus X_A^R, Y_A^R, Z_A^R, W_A^R &\rightarrow \mathcal{N} = (4, 4) \text{ vector multiplet} \\ &\quad (\text{adjoint=antisymmetric}) \\ \Lambda^{4R} \oplus \Lambda_S^{(1,2,3)R} \oplus X_S^R, Y_S^R, Z_S^R, W_S^R &\rightarrow \mathcal{N} = (4, 4) \text{ hypermultiplet} \\ &\quad (\text{symmetric}) \end{aligned} \tag{5.14}$$

where  $V$  is the  $\mathcal{N} = (0, 1)$  vector multiplet of the  $\text{SO}(N)$  gauge group.

Note also that the  $\text{SO}(4) \times \text{SO}(4)$  R-symmetry group of  $\mathcal{N} = (4, 4)$  supersymmetry is completely manifest in our realization. An  $\text{SO}(4)$  factor corresponds to geometric rotations in the directions transverse to the D1-branes and along the O5-plane, i.e. 2345 in (5.13). On the other hand, the second  $\text{SO}(4)$  corresponds to rotations in the directions transverse to the O5-plane, i.e. 6789 in (5.13). The above multiplets fill out representations of  $\text{SO}(4)^2$  (noticing that the representation including the 3 Fermi multiplets must be completed by including the gauginos in the  $\mathcal{N} = (0, 1)$  vector multiplet, as befits an R-symmetry). It is easy to check that the interactions are also compatible with this symmetry.

Naively, one can consider seemingly different involutions  $\sigma$  preserving the Cayley 4-form and construct the corresponding orientifold theories. However, the resulting theories will always be the same 2d  $\mathcal{N} = (4, 4)$   $\text{SO}(N)/\text{USp}(N)$  gauge theory worked out above. All such anti-holomorphic involutions are equivalent, since they are connected by  $\text{SO}(8)$  rotations of the eight real coordinates of  $\mathbb{C}^4$  and lead to the same brane configuration with D1-branes on top of an O5-plane.

For example, consider the anti-holomorphic involution  $(x, y, z, w) \rightarrow (\bar{y}, \bar{x}, \bar{z}, -\bar{w})$ , under which the Cayley 4-form is also invariant. Using the  $\text{SO}(8)$  global symmetry, we can redefine the eight real coordinates of  $\mathbb{C}^4$  as

$$(x'_2, x'_3, x'_4, x'_5, x'_6, x'_7, x'_8, x'_9) \equiv \left( \frac{x_2 + x_3}{2}, \frac{x_6 - x_7}{2}, x_4, x_9, \frac{x_2 - x_3}{2}, \frac{x_6 + x_7}{2}, x_8, x_5 \right). \tag{5.15}$$

Then, the fixed locus of the involution corresponds to an O5-plane extended along  $x'_i$ ,  $i = 2, \dots, 5$ . This is exactly the same orientifold configuration in (5.13). Therefore, despite the seemingly different involution, the 2d gauge theory on D1-branes is the same up to field redefinitions.

## 5.2 A Universal Involution

Interestingly, the anti-holomorphic involution of  $\mathbb{C}^4$  can be generalized to any  $\text{CY}_4$ . Consider the gauge theory associated to a generic toric  $\text{CY}_4$ . From the field theory perspective,

it is always possible to define an involution as follows. First, all gauge groups are mapped to themselves. In addition, all chiral fields transform as

$$X_{ij} \rightarrow \gamma_{\Omega_i} \bar{X}_{ij} \gamma_{\Omega_j}^{-1}, \quad (5.16)$$

i.e. every chiral field is mapped to itself anti-holomorphically. This in turn implies that the  $J$ - and  $E$ -terms for every Fermi  $\Lambda_{ij}$  transform as

$$J_{ji} \rightarrow \gamma_{\Omega_j} \bar{J}_{ji} \gamma_{\Omega_i}^{-1}, E_{ij} \rightarrow \gamma_{\Omega_i} \bar{E}_{ij} \gamma_{\Omega_j}^{-1}. \quad (5.17)$$

Invariance of the superpotential  $W^{(0,1)}$  implies that the action on the Fermi fields must be

$$\Lambda_{ij} \rightarrow \gamma_{\Omega_i} \bar{\Lambda}_{ij} \gamma_{\Omega_j}^{-1}. \quad (5.18)$$

Finally, as usual, the  $\mathcal{N} = (0, 1)$  adjoint Fermi fields coming from  $\mathcal{N} = (0, 2)$  vector multiplets transform as in (4.7).

This field theoretic involution translates into a simple action on the generators of  $\text{CY}_4$

$$\sigma_0 : M_a \rightarrow \bar{M}_a, \quad (5.19)$$

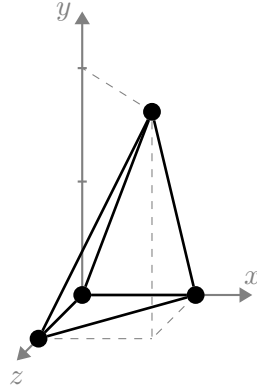
namely an involution that maps every generator to its conjugate. The holomorphic 4-form  $\Omega^{(4,0)}$  then transforms as  $\Omega^{(4,0)} \rightarrow \bar{\Omega}^{(0,4)}$ , based on the discussion in Section 4.1. This, in turn, implies the invariance of the Cayley 4-form. Therefore,  $\sigma_0$  combined with worldsheet parity leads to a  $\text{Spin}(7)$  orientifold. Since  $\sigma_0$  applies to any  $\text{CY}_4$ , we refer to it as the *universal involution*. The resulting gauge theory is derived using the rules in Section 4.3.

In general, depending on the geometry, other involutions can also exist. In the coming sections, we will present various examples of such involutions.  $\mathbb{C}^4$  is special in that, as we have previously discussed, all its anti-holomorphic involutions are equivalent to the universal one.

The universal involution explicitly realizes the idea of  $\mathcal{N} = (0, 1)$  theories as “real slices” of  $\mathcal{N} = (0, 2)$  gauge theories [19]. Moreover, in this context, the real slicing admits a beautiful geometric interpretation as the  $\text{Spin}(7)$  orientifold of a  $\text{CY}_4$ . We can similarly think about other involutions as different real slices of the parent theories.

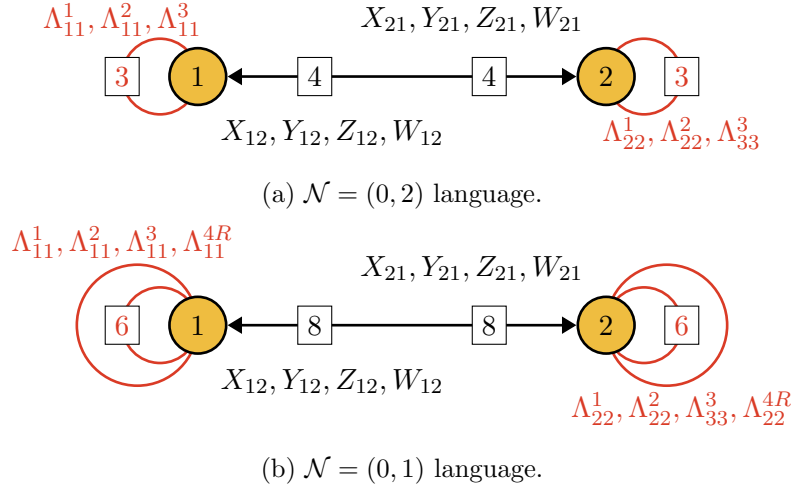
### 5.3 $\mathbb{C}^4/\mathbb{Z}_2$

Let us consider the  $\mathbb{C}^4/\mathbb{Z}_2$  orbifold with action  $(x, y, z, w) \rightarrow (-x, -y, -z, -w)$  as the parent geometry. Its toric diagram is shown in Figure 14.



**Figure 14:** Toric diagram for  $\mathbb{C}^4/\mathbb{Z}_2$ .

The corresponding 2d  $\mathcal{N} = (0, 2)$  theory was constructed in [30]. Its quiver is shown in Figure 15a.



**Figure 15:** Quiver diagram for  $\mathbb{C}^4/\mathbb{Z}_2$  in  $\mathcal{N} = (0, 2)$  and  $\mathcal{N} = (0, 1)$  language.

The  $J$ - and  $E$ -terms are:

$J$	$E$	
$\Lambda_{11}^1 : Y_{12}Z_{21} - Z_{12}Y_{21}$	$W_{12}X_{21} - X_{12}W_{21}$	
$\Lambda_{11}^2 : Z_{12}X_{21} - X_{12}Z_{21}$	$W_{12}Y_{21} - Y_{12}W_{21}$	
$\Lambda_{11}^3 : X_{12}Y_{21} - Y_{12}X_{21}$	$W_{12}Z_{21} - Z_{12}W_{21}$	(5.20)
$\Lambda_{22}^1 : Y_{21}Z_{12} - Z_{21}Y_{12}$	$W_{21}X_{12} - X_{21}W_{12}$	
$\Lambda_{22}^2 : Z_{21}X_{12} - X_{21}Z_{12}$	$W_{21}Y_{12} - Y_{21}W_{12}$	
$\Lambda_{22}^3 : X_{21}Y_{12} - Y_{21}X_{12}$	$W_{21}Z_{12} - Z_{21}W_{12}$	

Figure 15b shows the quiver for this theory in  $\mathcal{N} = (0, 1)$  language. Denoting  $W^{(0,2)}$

the superpotential obtained from (5.20),  $W^{(0,1)}$  is given by

$$W^{(0,1)} = W^{(0,2)} + \sum_{i,j,k=1}^2 \Lambda_{kk}^{4R} (X_{ij}^\dagger X_{ij} + Y_{ij}^\dagger Y_{ij} + Z_{ij}^\dagger Z_{ij} + W_{ij}^\dagger W_{ij}). \quad (5.21)$$

Since the  $J$ - and  $E$ -terms in (5.20) are more involved, we use the HS to extract the generators of the moduli space. In Table 3 we present their expression in terms of chiral fields of the gauge theory.

Meson	Chiral fields
$M_1$	$Y_{12}Y_{21}$
$M_2$	$Y_{12}Z_{21} = Y_{21}Z_{12}$
$M_3$	$Z_{12}Z_{21}$
$M_4$	$X_{12}Y_{21} = X_{21}Y_{12}$
$M_5$	$X_{12}Z_{21} = X_{21}Z_{12}$
$M_6$	$X_{12}X_{21}$
$M_7$	$Y_{12}W_{21} = Y_{21}W_{12}$
$M_8$	$Z_{12}W_{21} = Z_{21}W_{12}$
$M_9$	$X_{12}W_{21} = X_{21}W_{12}$
$M_{10}$	$W_{12}W_{21}$

**Table 3:** Generators of  $\mathbb{C}^4/\mathbb{Z}_2$ .

The mesonic moduli space is not a complete intersection, so the PL of the HS does not terminate. We can, however, extract the relations among the generators composing the following ideal:

$$\begin{aligned} \mathcal{I} = \langle & M_1M_3 = M_2^2, M_1M_5 = M_2M_4, M_3M_4 = M_2M_5, M_1M_6 = M_4^2, \\ & M_2M_6 = M_4M_5, M_3M_6 = M_5^2, M_1M_8 = M_2M_7, M_3M_7 = M_2M_8, \\ & M_1M_9 = M_4M_7, M_2M_9 = M_4M_8, M_5M_7 = M_2M_9, M_3M_9 = M_5M_8, \\ & M_6M_7 = M_4M_9, M_6M_8 = M_5M_9, M_1M_{10} = M_7^2, M_2M_{10} = M_7M_8, \\ & M_3M_{10} = M_8^2, M_4M_{10} = M_7M_9, M_5M_{10} = M_8M_9, M_6M_{10} = M_9^2 \rangle. \end{aligned} \quad (5.22)$$

We now have everything necessary for identifying anti-holomorphic involutions and constructing the corresponding Spin(7) orientifolds, both from the gauge theory and from geometry.

### 5.3.1 Universal Involution

Let us consider the universal involution defined in Section 5.2. It maps the two gauge groups to themselves. Chiral fields transform according to (5.16), i.e.

$$\begin{aligned} X_{12} &\rightarrow \gamma_{\Omega_1} \bar{X}_{12} \gamma_{\Omega_2}^{-1}, & Y_{12} &\rightarrow \gamma_{\Omega_1} \bar{Y}_{12} \gamma_{\Omega_2}^{-1}, & Z_{12} &\rightarrow \gamma_{\Omega_1} \bar{Z}_{12} \gamma_{\Omega_2}^{-1}, & W_{12} &\rightarrow \gamma_{\Omega_1} \bar{W}_{12} \gamma_{\Omega_2}^{-1}, \\ X_{21} &\rightarrow \gamma_{\Omega_2} \bar{X}_{21} \gamma_{\Omega_1}^{-1}, & Y_{21} &\rightarrow \gamma_{\Omega_2} \bar{Y}_{21} \gamma_{\Omega_1}^{-1}, & Z_{21} &\rightarrow \gamma_{\Omega_2} \bar{Z}_{21} \gamma_{\Omega_1}^{-1}, & W_{21} &\rightarrow \gamma_{\Omega_2} \bar{W}_{21} \gamma_{\Omega_1}^{-1}. \end{aligned} \quad (5.23)$$

The  $\mathcal{N} = (0, 2)$  Fermi fields transform as in (5.18), namely

$$\begin{aligned} \Lambda_{11}^1 &\rightarrow \gamma_{\Omega_1} \bar{\Lambda}_{11}^1 \gamma_{\Omega_1}^{-1}, & \Lambda_{11}^2 &\rightarrow \gamma_{\Omega_1} \bar{\Lambda}_{11}^2 \gamma_{\Omega_1}^{-1}, & \Lambda_{11}^3 &\rightarrow \gamma_{\Omega_1} \bar{\Lambda}_{11}^3 \gamma_{\Omega_1}^{-1}, \\ \Lambda_{22}^1 &\rightarrow \gamma_{\Omega_2} \bar{\Lambda}_{22}^1 \gamma_{\Omega_2}^{-1}, & \Lambda_{22}^2 &\rightarrow \gamma_{\Omega_2} \bar{\Lambda}_{22}^2 \gamma_{\Omega_2}^{-1}, & \Lambda_{22}^3 &\rightarrow \gamma_{\Omega_2} \bar{\Lambda}_{22}^3 \gamma_{\Omega_2}^{-1}. \end{aligned} \quad (5.24)$$

Finally, the Fermi superfields coming from the  $\mathcal{N} = (0, 2)$  vector multiplets transform according to (4.7)

$$\Lambda_{11}^{4R} \rightarrow \gamma_{\Omega_1} \Lambda_{11}^{4R T} \gamma_{\Omega_1}^{-1}, \quad \Lambda_{22}^{4R} \rightarrow \gamma_{\Omega_2} \Lambda_{22}^{4R T} \gamma_{\Omega_2}^{-1}. \quad (5.25)$$

As argued in full generality in Section 5.2, these transformations leave the superpotential  $W^{(0,1)}$  in (5.21) invariant.

Using Table 3, we can translate this field theory involution into the geometric involution, whose action on the generators of  $\mathbb{C}^4/\mathbb{Z}_2$  becomes

$$M_a \rightarrow \bar{M}_a, \quad a = 1, \dots, 10, \quad (5.26)$$

as expected for the universal involution.

The gauge symmetry and the projections of matter fields in the orientifolded theory are controlled by  $\gamma_{\Omega_1}$  and  $\gamma_{\Omega_2}$ . According to the discussion in Section 4.3, the choices of  $\gamma_{\Omega_1}$  and  $\gamma_{\Omega_2}$  are not independent. In this case, they should satisfy  $\gamma_{\Omega_1} = \gamma_{\Omega_2}$ . To show this correlation, we consider the effect of acting with the involution twice. For example, acting on  $X_{12}$  we obtain

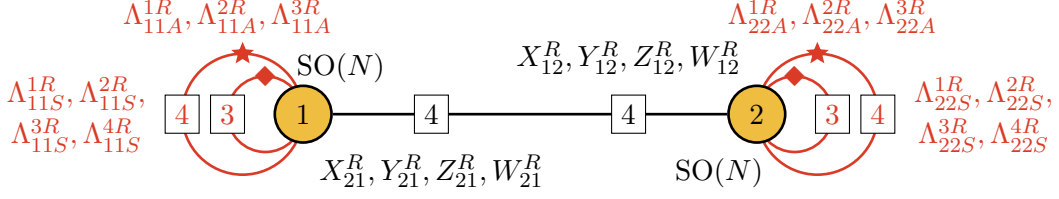
$$X_{12} \rightarrow \gamma_{\Omega_1} \bar{\gamma}_{\Omega_1} X_{12} \bar{\gamma}_{\Omega_2}^{-1} \gamma_{\Omega_2}^{-1}, \quad (5.27)$$

which should be equal to the identity transformation. Since  $\gamma_{\Omega_i}$  is equal to  $\mathbf{1}_N$  or  $J$ , this implies that  $\gamma_{\Omega_1} = \gamma_{\Omega_2}$ . Repeating this analysis for any other bifundamental field leads to the same condition. We conclude that the gauge symmetry of the orientifolded theory is either  $\mathrm{SO}(N) \times \mathrm{SO}(N)$  or  $\mathrm{USp}(N) \times \mathrm{USp}(N)$ .

For concreteness, let us focus on the  $\mathrm{SO}(N) \times \mathrm{SO}(N)$  case. Figure 16 shows the corresponding quiver. There are eight real bifundamental scalars, coming from the bifundamental chiral fields in the parent.<sup>15</sup> Every adjoint complex Fermi in the parent is projected to one symmetric and one antisymmetric real Fermi fields, while the adjoint real Fermi fields from the  $\mathcal{N} = (0, 2)$  vector multiplets are projected to the symmetric representation. It is rather

<sup>15</sup>In what follows, we will use the term bifundamental in the case of matter fields that connect pairs of nodes, even when one or both of them is either  $\mathrm{SO}$  or  $\mathrm{USp}$ .

straightforward to write the projected superpotential but, for brevity, we omit it here and in the examples that follow. Finally, it is easy to verify the vanishing of gauge anomalies.



**Figure 16:** Quiver for the Spin(7) orientifold of  $\mathbb{C}^4/\mathbb{Z}_2$  using the universal involution.

We would like to mention that, although the above models are built as orientifolds of the  $\mathbb{C}^4/\mathbb{Z}_2$  theory, they can be equivalently regarded as  $\mathbb{Z}_2$  orbifolds of the orientifolds of  $\mathbb{C}^4$  in Section 5.1. This viewpoint is useful to display that the models inherit the  $\text{SO}(4)^2$  global symmetry of the  $\mathbb{C}^4$  orientifolds, since the  $\mathbb{Z}_2$  orbifold acts in the same way on the coordinates within each 4-plet. In fact, it is easy to gather the different multiplets in  $\text{SO}(4)^2$  representations (including the gauginos in the  $\mathcal{N} = (0, 1)$  vector multiplet, as befits an R-symmetry). We leave the check of the  $\text{SO}(4)^2$  invariance of the interactions as an exercise for the interested reader. Similar remarks apply to other orientifolds of  $\mathbb{C}^4/\mathbb{Z}_2$  in coming sections.

### 5.3.2 Beyond the Universal Involution: an $\text{SO}(N) \times \text{USp}(N)$ Theory

Let us now consider another involution, which also maps the two gauge groups to themselves but transforms chiral fields differently, according to

$$\begin{aligned} X_{12} &\rightarrow \gamma_{\Omega_1} \bar{Y}_{12} \gamma_{\Omega_2}^{-1}, & Y_{12} &\rightarrow -\gamma_{\Omega_1} \bar{X}_{12} \gamma_{\Omega_2}^{-1}, & Z_{12} &\rightarrow \gamma_{\Omega_1} \bar{W}_{12} \gamma_{\Omega_2}^{-1}, & W_{12} &\rightarrow -\gamma_{\Omega_1} \bar{Z}_{12} \gamma_{\Omega_2}^{-1}, \\ X_{21} &\rightarrow \gamma_{\Omega_2} \bar{Y}_{21} \gamma_{\Omega_1}^{-1}, & Y_{21} &\rightarrow -\gamma_{\Omega_2} \bar{X}_{21} \gamma_{\Omega_1}^{-1}, & Z_{21} &\rightarrow \gamma_{\Omega_2} \bar{W}_{21} \gamma_{\Omega_1}^{-1}, & W_{21} &\rightarrow -\gamma_{\Omega_2} \bar{Z}_{21} \gamma_{\Omega_1}^{-1}. \end{aligned} \quad (5.28)$$

Invariance of  $W^{(0,1)}$  in (5.21) implies that the Fermi fields transform as

$$\begin{aligned} \Lambda_{11}^1 &\rightarrow \gamma_{\Omega_1} \Lambda_{11}^{1T} \gamma_{\Omega_1}^{-1}, & \Lambda_{11}^2 &\rightarrow \gamma_{\Omega_1} \Lambda_{11}^{2T} \gamma_{\Omega_1}^{-1}, & \Lambda_{11}^3 &\rightarrow \gamma_{\Omega_1} \bar{\Lambda}_{11}^3 \gamma_{\Omega_1}^{-1}, \\ \Lambda_{22}^1 &\rightarrow \gamma_{\Omega_2} \Lambda_{22}^{1T} \gamma_{\Omega_2}^{-1}, & \Lambda_{22}^2 &\rightarrow \gamma_{\Omega_2} \Lambda_{22}^{2T} \gamma_{\Omega_2}^{-1}, & \Lambda_{22}^3 &\rightarrow \gamma_{\Omega_2} \bar{\Lambda}_{22}^3 \gamma_{\Omega_2}^{-1}, \end{aligned} \quad (5.29)$$

and

$$\Lambda_{11}^{4R} \rightarrow \gamma_{\Omega_1} \Lambda_{11}^{4R T} \gamma_{\Omega_1}^{-1}, \quad \Lambda_{22}^{4R} \rightarrow \gamma_{\Omega_2} \Lambda_{22}^{4R T} \gamma_{\Omega_2}^{-1}. \quad (5.30)$$

Using Table 3, this translates into the following geometric involution

$$\begin{aligned} (M_1, M_2, M_3, M_4, M_5, M_6, M_7, M_8, M_9, M_{10},) \\ \downarrow \\ (\bar{M}_6, -\bar{M}_9, \bar{M}_{10}, -\bar{M}_4, \bar{M}_7, \bar{M}_1, \bar{M}_5, -\bar{M}_8, -\bar{M}_2, \bar{M}_3) . \end{aligned} \quad (5.31)$$

As in the previous example, the choices of  $\gamma_{\Omega_1}$  and  $\gamma_{\Omega_2}$  are correlated because they are connected by matter fields. From (5.28), we conclude that for each pair of chiral fields

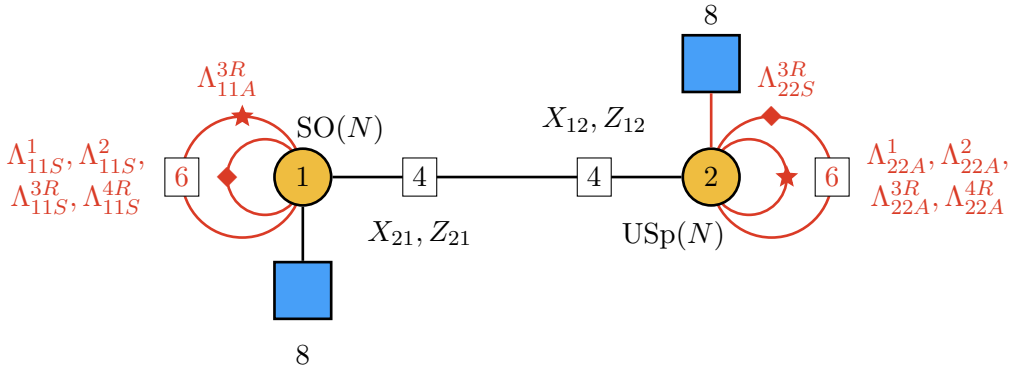


that are mapped to each other, the involution corresponds to the case  $\eta = \pm \begin{pmatrix} 0 & 1 \\ -1 & 0 \end{pmatrix}$  in (4.4). Following to the discussion in Section 4.3, in this case the gauge groups project to  $\text{SO}(N) \times \text{USp}(N)$ . We can explicitly see this constraint by considering the square of the involution on, e.g.,  $X_{12}$ , for which we obtain

$$X_{12} \rightarrow -\gamma_{\Omega_1} \bar{\gamma}_{\Omega_1} X_{12} \bar{\gamma}_{\Omega_2}^{-1} \gamma_{\Omega_2}^{-1}, \quad (5.32)$$

which should be equal to the identity. This implies that  $\gamma_{\Omega_1} = \mathbb{1}_N$  and  $\gamma_{\Omega_2} = J$  or  $\gamma_{\Omega_1} = J$  and  $\gamma_{\Omega_2} = \mathbb{1}_N$ . The other chiral fields lead to the same condition.

The resulting quiver is shown in Figure 17. This theory suffers from gauge anomalies, which can be canceled by adding eight scalar flavors to the SO group and eight Fermi flavors to the USp group.



**Figure 17:** Quiver for the Spin(7) orientifold of  $\mathbb{C}^4/\mathbb{Z}_2$  using the involution in (5.28), (5.29) and (5.30). The squares indicate the number of flavors necessary to cancel gauge anomalies.

We would like to emphasize the fact that most of the orientifold theories in this paper actually do not require flavor branes to cancel their anomalies. Our expectation is that this is due to the relative simplicity of the singularities considered, at the level of their structure of collapsed cycles (for instance, their toric diagrams have no collapsed cycles), and that orientifold of more general singularities are likely to require flavor branes. This is somewhat similar to the CY<sub>3</sub> case, in which “simple” singularities (i.e. not having interior points) generically lead to theories not requiring flavor branes, and only specific cases require them [45]. Hence, the above example is particularly remarkable, and possibly illustrates, in a relatively simple setup, a feature which may be generic in orientifolds of more involved CY<sub>4</sub> singularities.

## 6 Choice of Vector Structure

### 6.1 Vector Structure in Type IIB Orientifold Construction

The  $\mathbb{C}^4/\mathbb{Z}_2$  example serves to address an important point, which will apply to many others of our more general examples discussed later. As already pointed out at the end of

Section 4.4, when orientifolding by a certain geometric action, there are certain discrete choices which lead to different orientifolds for the same geometric action. One such choice is the already mentioned SO / USp projection; in this section we discuss a second (and independent) choice, corresponding to the existence or not of vector structure in certain singularities.

This possibility was first uncovered for singularities obtained as orbifolds of flat space by even order groups, e.g.  $\mathbb{C}^n/\mathbb{Z}_{2N}$ , triggered by the analysis in [46] of 6d orientifold models [47, 48], in particular orientifolds of  $\mathbb{C}^2/\mathbb{Z}_2$ . The key observation is that in such orbifolds, the orientifold acts by mapping a sector twisted by an element  $\theta^k$  to the  $\theta^{-k}$ -twisted sector, and hence for even order  $\mathbb{Z}_{2N}$ , the  $\theta^N$ -twisted sector is mapped to itself and there are two possible choices of sign in this action. In the open string perspective, the two possibilities correspond to choices of Chan-Paton actions satisfying

$$\gamma_{\theta^N} = \pm \gamma_{\Omega} \gamma_{\theta^N}^T \gamma_{\Omega}^{-1}. \quad (6.1)$$

The relation with vector structure (namely, the possibility that the gauge bundle defined by the Chan-Paton matrices admits objects in the vector representation or not) was further clarified in [49] (also [50]).

Although these ideas arose in the 6d orbifold context, they are far more general. For instance, the choice of vector structure has appeared in the construction of orientifolds of toroidal orbifolds in [51]. In such compact setups, the choice of orientifolds with vector structure sometimes requires the introduction of anti-branes [52, 53]; however, this is due to untwisted RR tadpoles, and hence any choice of vector structure leads to consistent orientifolds of non-compact  $\mathbb{C}^2/\mathbb{Z}_{2N}$  singularities (see e.g. the constructions in 6d in [54, 55] and in 4d in [45, 56]). An even more important generalization is that the existence of a discrete choice of vector structure in the orientifold action generalizes beyond orbifold singularities, and applies to a far broader set of singularities. This was tacitly included in the construction of general orientifolds of general toric Calabi-Yau 3-fold singularities in [42].

In practical terms, the appearance of the choices of vector structure in orientifolding arises when, for a given geometry, there are different  $\mathbb{Z}_2$  symmetries on the underlying quiver gauge theory, which differ in the action on the quiver nodes: an orientifold whose action on nodes is pairwise exchange, with no nodes mapped to themselves, corresponds to an action without vector structure, whereas the presence of nodes mapped to themselves corresponds to an action with vector structure.<sup>16</sup>

We thus expect that the choice of vector structure will arise in our present setup of Spin(7) orientifolds of Calabi-Yau 4-fold singularities. In particular, for orbifolds of

---

<sup>16</sup>There are cases, e.g. orbifolds by products of cyclic groups  $\mathbb{Z}_N \times \mathbb{Z}_M$  etc., in which the orientifold may act with vector structure with respect to the  $\mathbb{Z}_N$  and without vector structure with respect to the  $\mathbb{Z}_M$ . For simplicity, we ignore these more subtle possibilities and stick to the stated convention, as a practical reference device.

$\mathbb{C}^4$ , this should already follow from the early analysis in [46]. From this perspective, the orientifold of  $\mathbb{C}^4/\mathbb{Z}_2$  constructed in Section 5.3 corresponds to an orientifold action with vector structure, since each of the two gauge factors of the underlying  $\mathcal{N} = (0, 2)$  theory are mapped to themselves. Our discussion suggests that it should be possible to construct an orientifold of the same geometry, with the same orientifold geometric action, but without vector structure. This corresponds to the symmetry of the  $\mathcal{N} = (0, 2)$  theory that exchanges pairwise the two gauge factors. We will indeed build this orientifold without vector structure in the following section.

This brings about an important observation. The universal involution in Section 5.2 maps each gauge factor of the  $\mathcal{N} = (0, 2)$  theory to itself, hence it corresponds to actions with vector structure. Therefore, in geometries admitting it, the choice of orientifold action without vector structure must correspond to orientifolds actions beyond the universal involution. Thus, the possibility of choosing the vector structure is already ensuring that the set of orientifold theories is substantially larger than the class provided by the universal involution.

## 6.2 $\mathbb{C}^4/\mathbb{Z}_2$ Revisited: an Orientifold Without Vector Structure

Let us revisit the  $\mathbb{C}^4/\mathbb{Z}_2$  theory, but this time consider an anti-holomorphic involution that maps one gauge group to the other. A possible involution of the chiral fields reads

$$\begin{aligned} X_{12} &\rightarrow \gamma_{\Omega_2} \bar{X}_{21} \gamma_{\Omega_1}^{-1}, & Y_{12} &\rightarrow \gamma_{\Omega_2} \bar{Y}_{21} \gamma_{\Omega_1}^{-1}, & Z_{12} &\rightarrow \gamma_{\Omega_2} \bar{Z}_{21} \gamma_{\Omega_1}^{-1}, & W_{12} &\rightarrow \gamma_{\Omega_2} \bar{W}_{21} \gamma_{\Omega_1}^{-1}, \\ X_{21} &\rightarrow \gamma_{\Omega_1} \bar{X}_{12} \gamma_{\Omega_2}^{-1}, & Y_{21} &\rightarrow \gamma_{\Omega_1} \bar{Y}_{12} \gamma_{\Omega_2}^{-1}, & Z_{21} &\rightarrow \gamma_{\Omega_1} \bar{Z}_{12} \gamma_{\Omega_2}^{-1}, & W_{21} &\rightarrow \gamma_{\Omega_1} \bar{W}_{12} \gamma_{\Omega_2}^{-1}. \end{aligned} \quad (6.2)$$

Invariance of  $W^{(0,1)}$  in (5.21) implies that Fermi fields transform as

$$\begin{aligned} \Lambda_{11}^1 &\rightarrow \gamma_{\Omega_2} \bar{\Lambda}_{22}^1 \gamma_{\Omega_2}^{-1}, & \Lambda_{11}^2 &\rightarrow \gamma_{\Omega_2} \bar{\Lambda}_{22}^2 \gamma_{\Omega_2}^{-1}, & \Lambda_{11}^3 &\rightarrow \gamma_{\Omega_2} \bar{\Lambda}_{22}^3 \gamma_{\Omega_2}^{-1}, \\ \Lambda_{22}^1 &\rightarrow \gamma_{\Omega_1} \bar{\Lambda}_{11}^1 \gamma_{\Omega_1}^{-1}, & \Lambda_{22}^2 &\rightarrow \gamma_{\Omega_1} \bar{\Lambda}_{11}^2 \gamma_{\Omega_1}^{-1}, & \Lambda_{22}^3 &\rightarrow \gamma_{\Omega_1} \bar{\Lambda}_{11}^3 \gamma_{\Omega_1}^{-1}, \end{aligned} \quad (6.3)$$

and

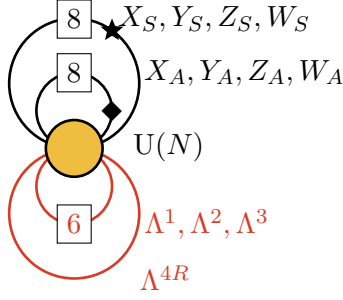
$$\Lambda_{11}^{4R} \rightarrow \gamma_{\Omega_2} \Lambda_{22}^{4R T} \gamma_{\Omega_2}^{-1}, \quad \Lambda_{22}^{4R} \rightarrow \gamma_{\Omega_1} \Lambda_{11}^{4R T} \gamma_{\Omega_1}^{-1}. \quad (6.4)$$

Using Table 3, (6.2) translates into the following geometric involution

$$M_a \rightarrow \bar{M}_a, \quad a = 1, \dots, 10, \quad (6.5)$$

which coincides with (5.26). This model and the one in Section 5.3.1 provide concrete examples in which the same geometric action but different choices of vector structure lead to different Spin(7) orientifolds. The resulting quiver is shown in Figure 18. It is free of gauge anomalies.

We would like to conclude this discussion with an interesting observation: in our example, the orientifold models with/without vector structure differ also in the fact that one requires flavor branes to cancel anomalies, while the other does not. In fact, this feature



**Figure 18:** Quiver for the Spin(7) orientifold of  $\mathbb{C}^4/\mathbb{Z}_2$  using the involution in (6.2), (6.3) and (6.4). The underlying geometric involution coincides with the one for the model in Figure 16, but both theories differ in the vector structure.

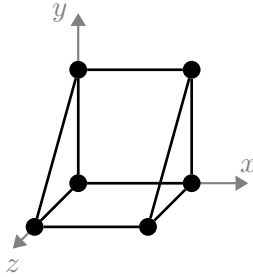
has also been encountered in the 4d case of D3-branes at (orientifolds of)  $\text{CY}_3$ . For instance, in the 4d  $\mathcal{N} = 1$  orientifolds of even order orbifolds  $\mathbb{C}^2/\mathbb{Z}_k$  theories in [45], models without/with vector structure were shown to require/not require flavor D7-branes.<sup>17</sup>

## 7 Beyond Orbifold Singularities

In this section, we construct Spin(7) orientifolds in which the parent theory is a non-orbifold toric  $\text{CY}_4$ .

### 7.1 $D_3$

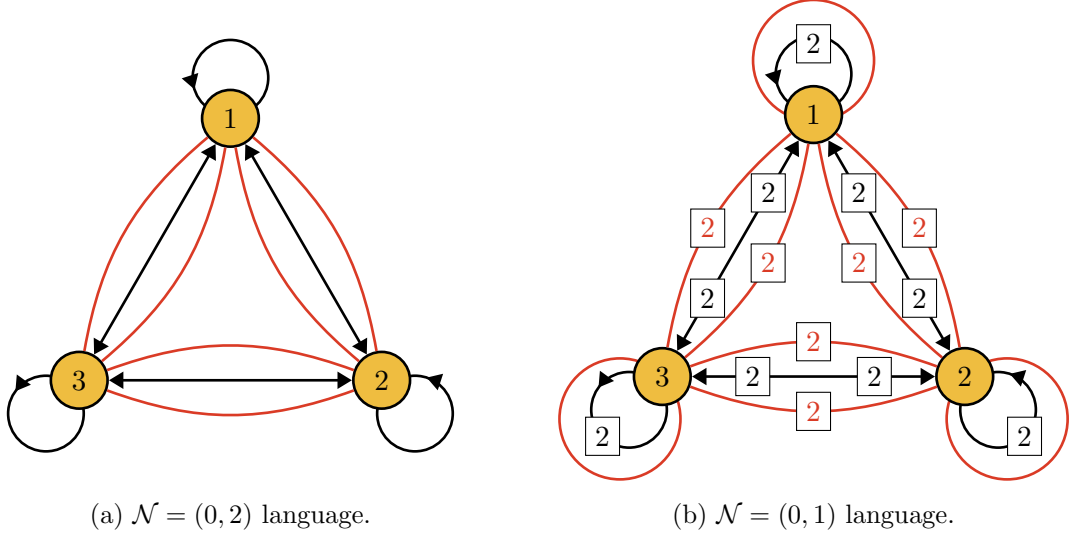
Let us consider the  $\text{CY}_4$  with toric diagram shown in Figure 19. This geometry is often referred to as  $D_3$ .



**Figure 19:** Toric diagram for  $D_3$ .

The  $\mathcal{N} = (0, 2)$  theory on D1-branes probing  $D_3$  was first derived in [30]. Its quiver diagram is shown in Figure 20a.

<sup>17</sup>In a T-dual type IIA picture with D4-branes suspended between  $k$  NS-branes, in the presence of two  $\text{O6}'$ -planes, the two possibilities differ in having the NS-branes splitting/not splitting the  $\text{O6}'$ -planes in halves. In the former case, the orientifold plane charge flips sign across the NS-brane and charge conservation requires the introduction of additional half-D6-branes (i.e. flavor branes) for consistency [57] (see also [58, 59]).



**Figure 20:** Quiver diagram for  $D_3$  in  $\mathcal{N} = (0, 2)$  and  $\mathcal{N} = (0, 1)$  language.

The  $J$ - and  $E$ -terms read

$$\begin{array}{ll}
 J & E \\
 \Lambda_{12} : X_{21}X_{13}X_{31} - X_{22}X_{21} & X_{11}X_{12} - X_{12}X_{23}X_{32} \\
 \Lambda_{21} : X_{13}X_{31}X_{12} - X_{12}X_{22} & X_{23}X_{32}X_{21} - X_{21}X_{11} \\
 \Lambda_{23} : X_{33}X_{32} - X_{32}X_{21}X_{12} & X_{23}X_{31}X_{13} - X_{22}X_{23} \\
 \Lambda_{32} : X_{23}X_{33} - X_{21}X_{12}X_{23} & X_{32}X_{22} - X_{31}X_{13}X_{32} \\
 \Lambda_{31} : X_{13}X_{33} - X_{12}X_{21}X_{13} & X_{31}X_{11} - X_{32}X_{23}X_{31} \\
 \Lambda_{13} : X_{31}X_{12}X_{21} - X_{33}X_{31} & X_{11}X_{13} - X_{13}X_{32}X_{23}
 \end{array} \tag{7.1}$$

Figure 20b shows the quiver for this theory in  $\mathcal{N} = (0, 1)$  language. The  $W^{(0,1)}$  associated to (7.1) is

$$W^{(0,1)} = W^{(0,2)} + \sum_{i=1}^3 \Lambda_{ii}^R X_{ii}^\dagger X_{ii} + \sum_{\substack{i,j=1 \\ j \neq i}}^3 \Lambda_{ii}^R \left( X_{ij}^\dagger X_{ij} + X_{ji}^\dagger X_{ji} \right). \tag{7.2}$$

Table 4 shows the generators, which were obtained using the HS.

Meson	Chiral fields
$M_1$	$X_{23}X_{32} = X_{11}$
$M_2$	$X_{13}X_{31} = X_{22}$
$M_3$	$X_{12}X_{21} = X_{33}$
$M_4$	$X_{23}X_{31}X_{12}$
$M_5$	$X_{13}X_{32}X_{21}$

**Table 4:** Generators of  $D_3$ .

They satisfy the following relation

$$\mathcal{I} = \langle M_1 M_2 M_3 = M_4 M_5 \rangle . \quad (7.3)$$

Of course, as for all cases, we can consider the universal involution. However, in this section we will consider another involution, which gives rise to an  $\mathrm{SO}(N) \times \mathrm{U}(N)$  (or  $\mathrm{USp}(N) \times \mathrm{U}(N)$ ) gauge theory.

### $\mathrm{SO}(N) \times \mathrm{U}(N)$ Orientifold

Let us consider an involution which, roughly speaking, acts as a reflection with respect to a vertical axis going through the middle of Figure 20. Node 1 maps to itself, while nodes 2 and 3 get identified.

Chiral fields transform according to

$$\begin{aligned} X_{11} &\rightarrow \gamma_{\Omega_1} \bar{X}_{11} \gamma_{\Omega_1}^{-1}, & X_{22} &\rightarrow \gamma_{\Omega_3} \bar{X}_{33} \gamma_{\Omega_3}^{-1}, & X_{33} &\rightarrow \gamma_{\Omega_2} \bar{X}_{22} \gamma_{\Omega_2}^{-1}, \\ X_{12} &\rightarrow \gamma_{\Omega_1} \bar{X}_{13} \gamma_{\Omega_3}^{-1}, & X_{21} &\rightarrow \gamma_{\Omega_3} \bar{X}_{31} \gamma_{\Omega_1}^{-1}, & X_{23} &\rightarrow \gamma_{\Omega_3} \bar{X}_{32} \gamma_{\Omega_2}^{-1}, \\ X_{32} &\rightarrow \gamma_{\Omega_2} \bar{X}_{23} \gamma_{\Omega_3}^{-1}, & X_{31} &\rightarrow \gamma_{\Omega_2} \bar{X}_{21} \gamma_{\Omega_1}^{-1}, & X_{13} &\rightarrow \gamma_{\Omega_1} \bar{X}_{12} \gamma_{\Omega_2}^{-1}. \end{aligned} \quad (7.4)$$

Invariance of  $W^{(0,1)}$  in (7.2) implies that Fermi fields transform as

$$\begin{aligned} \Lambda_{12} &\rightarrow \gamma_{\Omega_1} \bar{\Lambda}_{13} \gamma_{\Omega_3}^{-1}, & \Lambda_{21} &\rightarrow -\gamma_{\Omega_3} \bar{\Lambda}_{31} \gamma_{\Omega_1}^{-1}, & \Lambda_{23} &\rightarrow -\gamma_{\Omega_2} \Lambda_{23}^T \gamma_{\Omega_3}^{-1}, \\ \Lambda_{32} &\rightarrow \gamma_{\Omega_3} \Lambda_{32}^T \gamma_{\Omega_2}^{-1}, & \Lambda_{31} &\rightarrow -\gamma_{\Omega_2} \bar{\Lambda}_{21} \gamma_{\Omega_1}^{-1}, & \Lambda_{13} &\rightarrow \gamma_{\Omega_1} \bar{\Lambda}_{12} \gamma_{\Omega_2}^{-1}, \end{aligned} \quad (7.5)$$

and

$$\Lambda_{11}^R \rightarrow \gamma_{\Omega_1} \Lambda_{11}^{R T} \gamma_{\Omega_1}^{-1}, \quad \Lambda_{22}^R \rightarrow \gamma_{\Omega_3} \Lambda_{33}^{R T} \gamma_{\Omega_3}^{-1}, \quad \Lambda_{33}^R \rightarrow \gamma_{\Omega_2} \Lambda_{22}^{R T} \gamma_{\Omega_2}^{-1}. \quad (7.6)$$

Using Table 4, we derive the corresponding geometric involution  $\sigma$  on the generators of  $D_3$

$$\begin{aligned} (M_1, M_2, M_3, M_4, M_5) \\ \downarrow \\ (\bar{M}_1, \bar{M}_3, \bar{M}_2, \bar{M}_5, \bar{M}_4) . \end{aligned} \quad (7.7)$$

Since  $D_3$  is a complete intersection, we can easily check that  $\sigma$  maps the holomorphic 4-form  $\Omega^{(4,0)}$  to  $\bar{\Omega}^{(0,4)}$ . We define

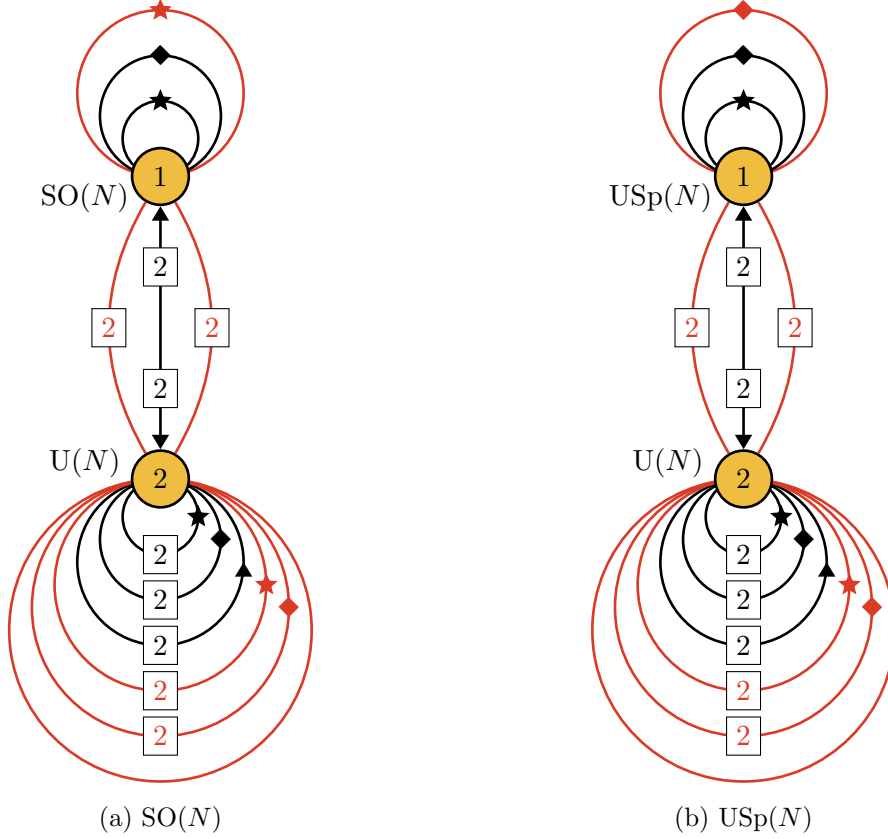
$$\Omega^{(4,0)} = \mathrm{Res} \frac{dM_1 \wedge dM_2 \wedge dM_3 \wedge dM_4 \wedge dM_5}{M_1 M_2 M_3 - M_4 M_5} = \frac{dM_1 \wedge dM_2 \wedge dM_3 \wedge dM_4}{M_4}, \quad (7.8)$$

which maps to

$$\frac{d\bar{M}_1 \wedge d\bar{M}_3 \wedge d\bar{M}_2 \wedge d\bar{M}_5}{\bar{M}_5}. \quad (7.9)$$

Either choosing the residue with respect to  $M_4$  to express the holomorphic 4-form, or by using the relation in the ideal (7.3), one can show that (7.9) is exactly the anti-holomorphic 4-form  $\bar{\Omega}^{(0,4)}$  of  $D_3$ . Based on the discussion in Section 4.4, we conclude that  $\Omega\sigma$  with  $\sigma$  in (7.7) indeed gives rise to a  $\mathrm{Spin}(7)$  orientifold.

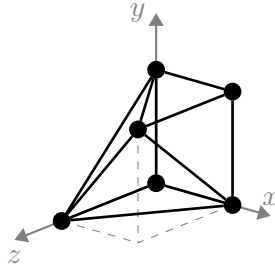
Returning to the gauge theory, we obtain an  $\mathcal{N} = (0, 1)$  theory with gauge symmetry  $\mathrm{SO}(N) \times \mathrm{U}(N)$  or  $\mathrm{USp}(N) \times \mathrm{U}(N)$ , depending on whether  $\gamma_{\Omega_1} = \mathbf{1}_N$  or  $J$ . The quivers for both choices are shown in Figure 21. Both theories are free of gauge anomalies.



**Figure 21:** Quivers for the Spin(7) orientifolds  $D_3$  using the involution in (7.4), (7.5) and (7.6). The two different theories correspond to the choices  $\gamma_{\Omega_1} = \mathbf{1}_N$  or  $J$ .

## 7.2 $H_4$

Another example that we are going to discuss is  $H_4$ . We show its toric diagram in Figure 22.



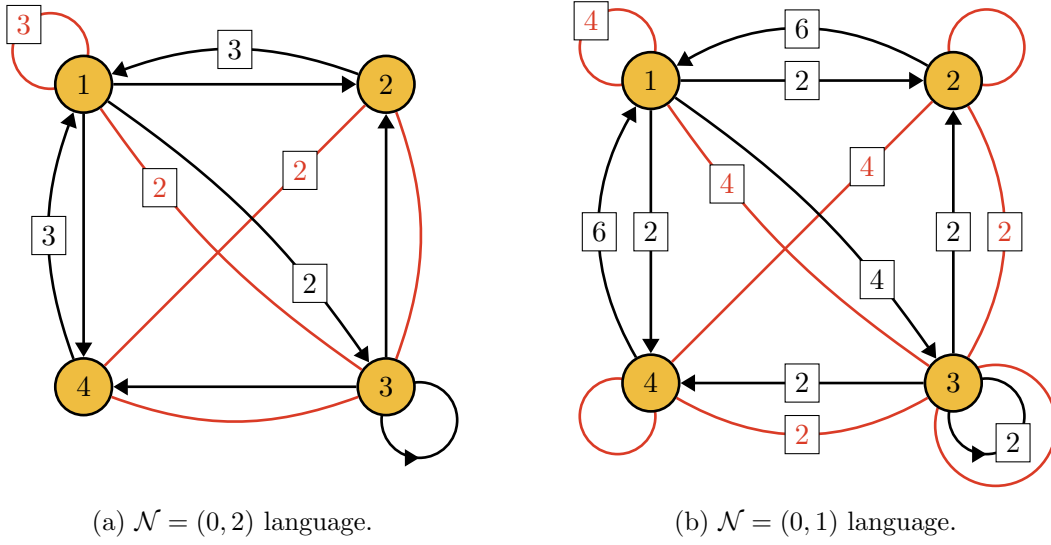
**Figure 22:** Toric diagram for  $H_4$ .

In particular, we will consider two  $\mathcal{N} = (0, 2)$  gauge theories associated with  $H_4$ ,

denoted as Phase A and Phase B. These two phases are related by  $\mathcal{N} = (0, 2)$  triality and were first introduced in [15]. While they have different matter content and  $J$ - and  $E$ -terms, they share the same moduli space. Therefore, the generators of their moduli space and the relations among them are the same.

### 7.2.1 Phase A

The quiver diagram for Phase A is shown in Figure 23, both in  $\mathcal{N} = (0, 2)$  and  $\mathcal{N} = (0, 1)$  languages.



**Figure 23:** Quiver for  $H_4$  in phase A.

The  $J$ - and  $E$ -terms are

$J$	$E$	
$\Lambda_{11}^1 : X_{14}X_{41} - X_{13}X_{32}Z_{21}$	$Y_{13}X_{34}Z_{41} - X_{12}Y_{21}$	
$\Lambda_{11}^2 : X_{14}Y_{41} - Y_{13}X_{32}Z_{21}$	$X_{12}X_{21} - X_{13}X_{34}Z_{41}$	
$\Lambda_{11}^3 : X_{14}Z_{41} - X_{12}Z_{21}$	$X_{13}X_{32}Y_{21} - Y_{13}X_{34}X_{41}$	
$\Lambda_{13}^1 : X_{32}X_{21} - X_{34}X_{41}$	$Y_{13}X_{33} - X_{14}Z_{41}Y_{13}$	(7.10)
$\Lambda_{13}^2 : X_{32}Y_{21} - X_{34}Y_{41}$	$X_{12}Z_{21}X_{13} - X_{13}X_{33}$	
$\Lambda_{42}^1 : X_{21}X_{14} - Z_{21}X_{13}X_{34}$	$Z_{41}Y_{13}X_{32} - Y_{41}X_{12}$	
$\Lambda_{42}^2 : Y_{21}X_{14} - Z_{21}Y_{13}X_{34}$	$X_{41}X_{12} - Z_{41}X_{13}X_{32}$	
$\Lambda_{23} : X_{33}X_{32} - X_{32}Z_{21}X_{12}$	$Y_{21}X_{13} - X_{21}Y_{13}$	
$\Lambda_{43} : X_{33}X_{34} - X_{34}Z_{41}X_{14}$	$X_{41}Y_{13} - Y_{41}X_{13}$	



The  $W^{(0,1)}$  superpotential becomes

$$\begin{aligned}
W^{(0,1)} = & W^{(0,2)} + \Lambda_{11}^{4R} (X_{12}^\dagger X_{12} + X_{14}^\dagger X_{14} + X_{21}^\dagger X_{21} + Y_{21}^\dagger Y_{21} + Z_{21}^\dagger Z_{21} + \\
& + X_{41}^\dagger X_{41} + Y_{41}^\dagger Y_{41} + Z_{41}^\dagger Z_{41} + X_{13}^\dagger X_{13} + Y_{13}^\dagger Y_{13}) + \\
& + \Lambda_{22}^R (X_{12}^\dagger X_{12} + X_{32}^\dagger X_{32} + X_{21}^\dagger X_{21} + Y_{21}^\dagger Y_{21} + Z_{21}^\dagger Z_{21}) + \\
& + \Lambda_{33}^R (X_{33}^\dagger X_{33} + X_{32}^\dagger X_{32} + X_{34}^\dagger X_{34} + X_{13}^\dagger X_{13} + Y_{13}^\dagger Y_{13}) + \\
& + \Lambda_{44}^R (X_{14}^\dagger X_{14} + X_{34}^\dagger X_{34} + X_{41}^\dagger X_{41} + Y_{41}^\dagger Y_{41} + Z_{41}^\dagger Z_{41}) .
\end{aligned} \tag{7.11}$$

Table 5 shows the generators of the moduli space, which were computed using the HS, and their expression in terms of the chiral fields in phase A.

Meson	Chiral fields
$M_1$	$X_{33} = X_{14}Z_{41} = Z_{21}X_{12}$
$M_2$	$Y_{21}X_{12} = Z_{41}Y_{13}X_{34}$
$M_3$	$X_{14}Y_{41} = Z_{21}Y_{13}X_{32}$
$M_4$	$X_{32}Y_{21}Y_{13} = X_{34}Y_{41}Y_{13}$
$M_5$	$X_{21}X_{12} = Z_{41}X_{13}X_{34}$
$M_6$	$X_{14}X_{41} = Z_{21}X_{13}X_{32}$
$M_7$	$X_{32}Y_{21}X_{13} = X_{32}X_{21}Y_{13} = X_{34}Y_{41}X_{13} = X_{34}X_{41}Y_{13}$
$M_8$	$X_{32}X_{21}X_{13} = X_{34}X_{41}X_{13}$

**Table 5:** Generators of  $H_4$  in Phase A.

The relations among the generators are

$$\begin{aligned}
\mathcal{I} = & \langle M_1M_4 = M_2M_3, M_1M_7 = M_2M_6, M_1M_7 = M_3M_5, M_2M_7 = M_4M_5, \\
& M_3M_7 = M_4M_6, M_1M_8 = M_5M_6, M_2M_8 = M_5M_7, M_3M_8 = M_6M_7, \\
& M_4M_8 = M_7^2 \rangle .
\end{aligned} \tag{7.12}$$

### $SO(N) \times U(N) \times SO(N)$ Orientifold

Let us consider an anti-holomorphic involution of phase A which acts on Figure 23 as a reflection with respect to the diagonal connecting nodes 1 and 3. Then, nodes 1 and 3 map to themselves, while nodes 2 and 4 are identified.

The involution on chiral fields is

$$\begin{aligned}
X_{33} & \rightarrow \gamma_{\Omega_3} \bar{X}_{33} \gamma_{\Omega_3}^{-1}, X_{14} \rightarrow \gamma_{\Omega_1} \bar{X}_{12} \gamma_{\Omega_2}^{-1}, Z_{41} \rightarrow \gamma_{\Omega_2} \bar{Z}_{21} \gamma_{\Omega_1}^{-1}, Y_{21} \rightarrow \gamma_{\Omega_4} \bar{X}_{41} \gamma_{\Omega_1}^{-1}, \\
Y_{13} & \rightarrow \gamma_{\Omega_1} \bar{X}_{13} \gamma_{\Omega_3}^{-1}, X_{34} \rightarrow \gamma_{\Omega_3} \bar{X}_{32} \gamma_{\Omega_2}^{-1}, Y_{41} \rightarrow \gamma_{\Omega_2} \bar{X}_{21} \gamma_{\Omega_1}^{-1}, X_{12} \rightarrow \gamma_{\Omega_1} \bar{X}_{14} \gamma_{\Omega_4}^{-1}, \\
Z_{21} & \rightarrow \gamma_{\Omega_4} \bar{Z}_{41} \gamma_{\Omega_1}^{-1}, X_{41} \rightarrow \gamma_{\Omega_2} \bar{Y}_{21} \gamma_{\Omega_1}^{-1}, X_{13} \rightarrow \gamma_{\Omega_1} \bar{Y}_{13} \gamma_{\Omega_3}^{-1}, X_{32} \rightarrow \gamma_{\Omega_3} \bar{X}_{34} \gamma_{\Omega_4}^{-1}, \\
& X_{21} \rightarrow \gamma_{\Omega_4} \bar{Y}_{41} \gamma_{\Omega_1}^{-1}.
\end{aligned} \tag{7.13}$$

It is interesting to note that since phase A is a chiral theory, it clearly illustrates a characteristic feature of anti-holomorphic involutions: they map chiral fields to images with the same orientation, as it follows from the discussion in Section 4.2.

From the invariance of  $W^{(0,1)}$ , we obtain the transformations of the Fermi fields

$$\begin{aligned} \Lambda_{11}^1 &\rightarrow -\gamma_{\Omega_1} \Lambda_{11}^{1T} \gamma_{\Omega_1}^{-1}, \quad \Lambda_{11}^2 \rightarrow \gamma_{\Omega_1} \Lambda_{11}^{2T} \gamma_{\Omega_1}^{-1}, \quad \Lambda_{11}^3 \rightarrow -\gamma_{\Omega_1} \bar{\Lambda}_{11}^3 \gamma_{\Omega_1}^{-1}, \\ \Lambda_{13}^1 &\rightarrow -\gamma_{\Omega_1} \bar{\Lambda}_{13}^2 \gamma_{\Omega_3}^{-1}, \quad \Lambda_{13}^2 \rightarrow -\gamma_{\Omega_1} \bar{\Lambda}_{13}^1 \gamma_{\Omega_3}^{-1}, \quad \Lambda_{42}^1 \rightarrow -\gamma_{\Omega_4} \Lambda_{42}^{1T} \gamma_{\Omega_2}^{-1}, \\ \Lambda_{42}^2 &\rightarrow \gamma_{\Omega_4} \Lambda_{42}^{2T} \gamma_{\Omega_1}^{-1}, \quad \Lambda_{23} \rightarrow \gamma_{\Omega_4} \bar{\Lambda}_{43} \gamma_{\Omega_3}^{-1}, \quad \Lambda_{43} \rightarrow \gamma_{\Omega_2} \bar{\Lambda}_{23} \gamma_{\Omega_3}^{-1}, \end{aligned} \quad (7.14)$$

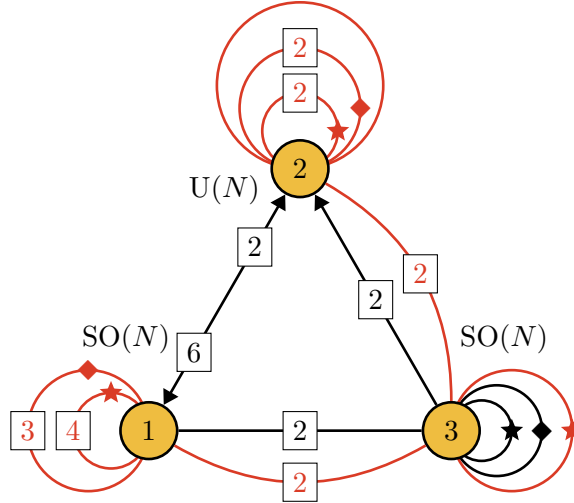
and

$$\Lambda_{11}^{4R} \rightarrow \gamma_{\Omega_1} \Lambda_{11}^{4RT} \gamma_{\Omega_1}^{-1}, \quad \Lambda_{22}^R \rightarrow \gamma_{\Omega_4} \Lambda_{44}^{RT} \gamma_{\Omega_4}^{-1}, \quad \Lambda_{33}^R \rightarrow \gamma_{\Omega_3} \Lambda_{33}^{RT} \gamma_{\Omega_3}^{-1}, \quad \Lambda_{44}^R \rightarrow \gamma_{\Omega_2} \Lambda_{22}^{RT} \gamma_{\Omega_2}^{-1}. \quad (7.15)$$

Using Table 5, we find the corresponding geometric involution  $\sigma$  on the generators of  $H_4$

$$\begin{aligned} (M_1, M_2, M_3, M_4, M_5, M_6, M_7, M_8) \\ \downarrow \\ (\bar{M}_1, \bar{M}_6, \bar{M}_5, \bar{M}_8, \bar{M}_3, \bar{M}_2, \bar{M}_7, \bar{M}_4). \end{aligned} \quad (7.16)$$

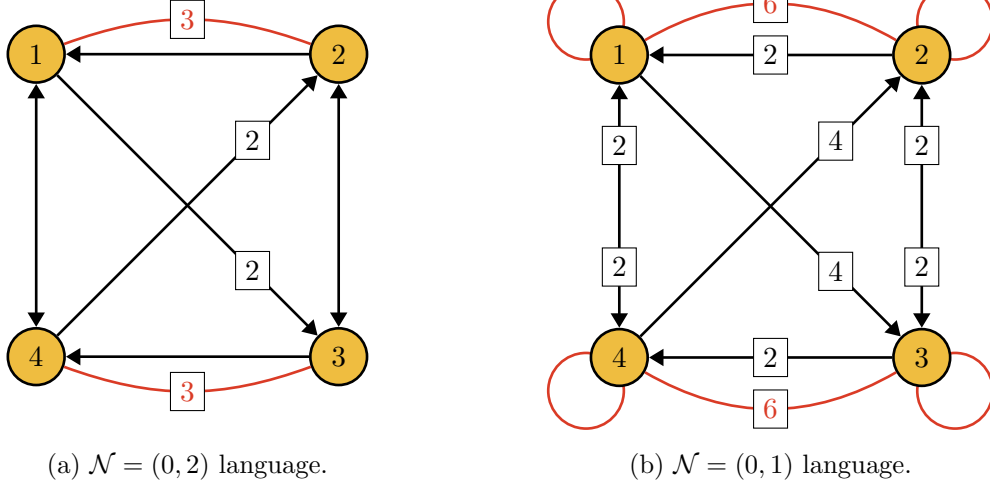
The orientifolded theory has gauge group  $G_1(N) \times U(N) \times G_3(N)$ . The involution of the fields connecting nodes 1 and 3 implies that in this case we must have  $\gamma_{\Omega_1} = \gamma_{\Omega_3}$ . Then,  $G_1(N)$  and  $G_3(N)$  can be either both SO or both USp gauge groups, but cannot be of different types. For example, Figure 24 shows the quiver for  $G_2(N) = G_3(N) = \text{SO}(N)$ . The theory is free of gauge anomalies.



**Figure 24:** Quiver for a Spin(7) orientifold of phase A of  $H_4$  using the involution in (7.13), (7.14) and (7.15).

### 7.2.2 Phase B

Figure 25 shows the quiver for phase  $B$  of  $H_4$ .



**Figure 25:** Quiver for  $H_4$  in phase B.

The  $J$ - and  $E$ -terms are

$J$	$E$	
$\Lambda_{21} : X_{13}X_{34}Y_{42} - Y_{13}X_{34}X_{42}$	$X_{21}X_{14}X_{41} - X_{23}X_{32}X_{21}$	
$\Lambda_{12}^1 : X_{23}X_{34}Y_{42}X_{21} - X_{21}Y_{13}X_{34}X_{41}$	$X_{13}X_{32} - X_{14}X_{42}$	
$\Lambda_{12}^2 : X_{21}X_{13}X_{34}X_{41} - X_{23}X_{34}X_{42}X_{21}$	$Y_{13}X_{32} - X_{14}Y_{42}$	(7.17)
$\Lambda_{34} : Y_{42}X_{21}X_{13} - X_{42}X_{21}Y_{13}$	$X_{34}X_{41}X_{14} - X_{32}X_{23}X_{34}$	
$\Lambda_{43}^1 : X_{34}Y_{42}X_{21}X_{14} - X_{32}X_{21}Y_{13}X_{34}$	$X_{42}X_{23} - X_{41}X_{13}$	
$\Lambda_{43}^2 : X_{32}X_{21}X_{13}X_{34} - X_{34}X_{42}X_{21}X_{14}$	$Y_{42}X_{23} - X_{41}Y_{13}$	

The  $W^{(0,1)}$  superpotential is

$$\begin{aligned}
W^{(0,1)} = & W^{(0,2)} + \Lambda_{11}^R (X_{21}^\dagger X_{21} + X_{41}^\dagger X_{41} + X_{14}^\dagger X_{14} + X_{13}^\dagger X_{13} + Y_{13}^\dagger Y_{13}) + \\
& + \Lambda_{22}^R (X_{23}^\dagger X_{23} + X_{21}^\dagger X_{21} + X_{42}^\dagger X_{42} + X_{32}^\dagger X_{32} + Y_{42}^\dagger Y_{42}) + \\
& + \Lambda_{33}^R (X_{23}^\dagger X_{23} + X_{32}^\dagger X_{32} + X_{34}^\dagger X_{34} + X_{13}^\dagger X_{13} + Y_{13}^\dagger Y_{13}) + \\
& + \Lambda_{44}^R (X_{42}^\dagger X_{42} + X_{41}^\dagger X_{41} + X_{34}^\dagger X_{34} + X_{14}^\dagger X_{14} + Y_{42}^\dagger Y_{42}).
\end{aligned} \tag{7.18}$$

Table 6 shows the generators of  $H_4$  in terms of the chiral fields in phase B.

Meson	Chiral fields
$M_1$	$X_{23}X_{32} = X_{41}X_{14}$
$M_2$	$X_{34}Y_{42}X_{23} = X_{34}X_{41}Y_{13}$
$M_3$	$X_{21}X_{14}Y_{42} = X_{21}Y_{13}X_{32}$
$M_4$	$X_{34}Y_{42}X_{21}Y_{13}$
$M_5$	$X_{34}X_{42}X_{23} = X_{34}X_{41}X_{13}$
$M_6$	$X_{21}X_{14}X_{42} = X_{21}X_{13}X_{32}$
$M_7$	$X_{42}X_{21}Y_{13}X_{34} = Y_{42}X_{21}X_{13}X_{34}$
$M_8$	$X_{42}X_{21}X_{13}X_{34}$

**Table 6:** Generators of  $H_4$  in Phase B.

They satisfy the following relations

$$\begin{aligned} \mathcal{I} = \langle & M_1M_4 = M_2M_3, M_1M_7 = M_2M_6, M_1M_7 = M_3M_5, M_2M_7 = M_4M_5, \\ & M_3M_7 = M_4M_6, M_1M_8 = M_5M_6, M_2M_8 = M_5M_7, M_3M_8 = M_6M_7, \\ & M_4M_8 = M_7^2 \rangle. \end{aligned} \quad (7.19)$$

This can be seen not only geometrically, but also from the gauge theory. While, as already mentioned, the generators and their relations are common to all the phases, their realizations in terms of chiral superfields in each of them are different.

### $U(N) \times U(N)$ Orientifold

Let us consider an anti-holomorphic involution of phase B which acts on Figure 25 as a reflection with respect to a horizontal line through the middle of the quiver. Nodes are mapped as  $1 \leftrightarrow 4$  and  $2 \leftrightarrow 3$ .

The involution on chiral fields is

$$\begin{aligned} X_{23} &\rightarrow \gamma_{\Omega_3} \bar{X}_{32} \gamma_{\Omega_2}^{-1}, X_{41} \rightarrow \gamma_{\Omega_1} \bar{X}_{14} \gamma_{\Omega_4}^{-1}, X_{34} \rightarrow \gamma_{\Omega_2} \bar{X}_{21} \gamma_{\Omega_1}^{-1}, Y_{42} \rightarrow \gamma_{\Omega_1} \bar{X}_{13} \gamma_{\Omega_3}^{-1}, \\ Y_{13} &\rightarrow \gamma_{\Omega_4} \bar{X}_{42} \gamma_{\Omega_2}^{-1}, X_{32} \rightarrow \gamma_{\Omega_2} \bar{X}_{23} \gamma_{\Omega_3}^{-1}, X_{14} \rightarrow \gamma_{\Omega_4} \bar{X}_{41} \gamma_{\Omega_1}^{-1}, X_{21} \rightarrow \gamma_{\Omega_3} \bar{X}_{34} \gamma_{\Omega_4}^{-1}, \\ X_{13} &\rightarrow \gamma_{\Omega_4} \bar{Y}_{42} \gamma_{\Omega_2}^{-1}, X_{42} \rightarrow \gamma_{\Omega_1} \bar{Y}_{13} \gamma_{\Omega_3}^{-1}. \end{aligned} \quad (7.20)$$

Requiring the invariance of  $W^{(0,1)}$ , we obtain the transformations for the Fermi fields

$$\begin{aligned} \Lambda_{21} &\rightarrow \gamma_{\Omega_3} \bar{\Lambda}_{34} \gamma_{\Omega_4}^{-1}, \Lambda_{12}^1 \rightarrow \gamma_{\Omega_4} \bar{\Lambda}_{43}^2 \gamma_{\Omega_3}^{-1}, \Lambda_{12}^2 \rightarrow \gamma_{\Omega_4} \bar{\Lambda}_{43}^1 \gamma_{\Omega_3}^{-1}, \\ \Lambda_{34} &\rightarrow \gamma_{\Omega_2} \bar{\Lambda}_{21} \gamma_{\Omega_1}^{-1}, \Lambda_{43}^1 \rightarrow \gamma_{\Omega_1} \bar{\Lambda}_{12}^2 \gamma_{\Omega_2}^{-1}, \Lambda_{43}^2 \rightarrow \gamma_{\Omega_1} \bar{\Lambda}_{12}^1 \gamma_{\Omega_2}^{-1}, \end{aligned} \quad (7.21)$$

and

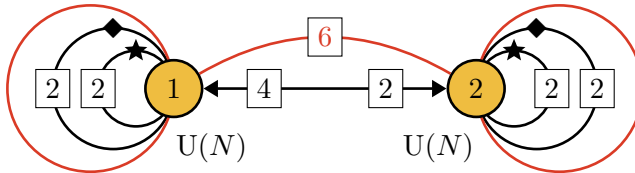
$$\Lambda_{11}^R \rightarrow \gamma_{\Omega_4} \Lambda_{44}^{R T} \gamma_{\Omega_4}^{-1}, \Lambda_{22}^R \rightarrow \gamma_{\Omega_3} \Lambda_{33}^{R T} \gamma_{\Omega_3}^{-1}, \Lambda_{33}^R \rightarrow \gamma_{\Omega_2} \Lambda_{22}^{R T} \gamma_{\Omega_2}^{-1}, \Lambda_{44}^R \rightarrow \gamma_{\Omega_1} \Lambda_{11}^{R T} \gamma_{\Omega_1}^{-1}. \quad (7.22)$$

Using Table 6, we get the corresponding geometric involution  $\sigma$  on the generators of  $H_4$

$$\begin{aligned} & (M_1, M_2, M_3, M_4, M_5, M_6, M_7, M_8) \\ & \quad \downarrow \\ & (\bar{M}_1, \bar{M}_6, \bar{M}_5, \bar{M}_8, \bar{M}_3, \bar{M}_2, \bar{M}_7, \bar{M}_4) , \end{aligned} \tag{7.23}$$

which is exactly the same anti-holomorphic involution in (7.16). In Section 7.2.3 we elaborate on the relation between both theories and the role of vector structure.

Figure 26 shows the quiver for the orientifolded theory, which is anomaly free.



**Figure 26:** Quiver for a Spin(7) orientifold of phase B of  $H_4$  using the involution in (7.20), (7.21) and (7.22).

### 7.2.3 Vector Structure Explanation

On general grounds, one can expect that considering orientifolds by the same anti-holomorphic involution on geometries in different toric phases of the same geometry, should lead to equivalent  $\mathcal{N} = (0, 1)$  theories. Indeed, this can lead to a systematic construction of  $\mathcal{N} = (0, 1)$  theories related by 2d trialities, as we will discuss in a companion paper [29].

On the other hand, this is not the case for the two orientifolds constructed in the previous section. We have seen that the  $H_4$  theory admits several orientifold quotients which nevertheless correspond to the same anti-holomorphic involution, see (7.16) and (7.23). In this section, we show that the resulting theories are different because they correspond to orientifold quotients with or without vector structure, realized in the context of a non-orbifold singularity.

Indeed, the structure of the orientifold action on the gauge factors follows the pattern described in Section 6 for orientifolds of orbifolds of  $\mathbb{C}^4$ . Namely, the orientifold in Section 7.2.1 acts on the quiver of the  $H_4$  theory (in the toric phase A) by swapping the two nodes 2 and 4, while mapping nodes 1 and 3 to themselves; this corresponds to an orientifold with vector structure. On the other hand, the orientifold in Section 7.2.2 acts on the quiver of the  $H_4$  theory (in the toric phase B) by swapping  $1 \leftrightarrow 4$  and  $2 \leftrightarrow 3$ ; this corresponds to an orientifold without vector structure.

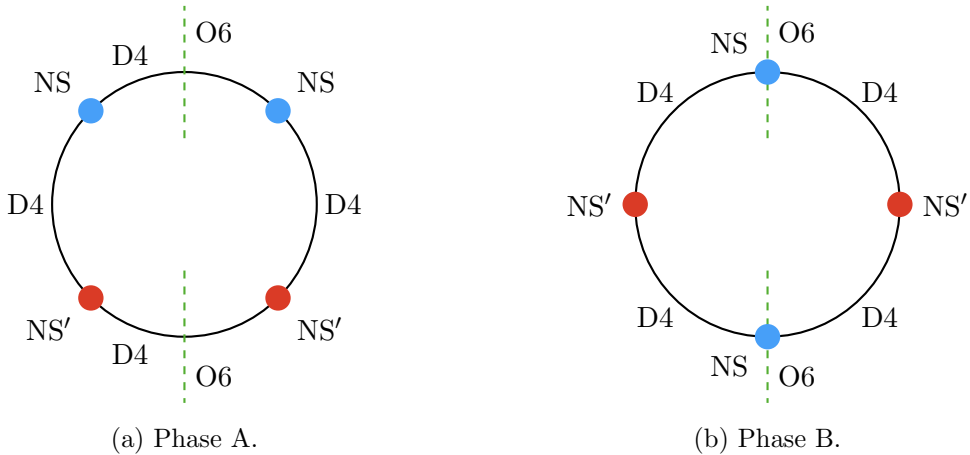
Hence, even though the two models correspond to the same underlying geometry, with an orientifold action associated to the same anti-holomorphic involution, the resulting orientifold theories are associated to genuinely different actions of the orientifold on the gauge degrees of freedom, and lead to inequivalent models.

An interesting observation is that the orientifolds with and without vector structure are obtained as orientifold quotients of the theory in two different toric phases. This effect did not arise in the context of orbifolds of  $\mathbb{C}^4$ , since these do not admit multiple toric phases; on the other hand, it is actually an expected phenomenon in non-orbifold singularities, as it already occurs in the context of 4d  $\mathcal{N} = 1$  theories with D3-branes at orientifold singularities. We illustrate this with the following simple example.

Consider a set of D3-branes at the tip of the non-compact CY 3-fold singularity described by the equation

$$xy = z^2 w^2. \quad (7.24)$$

This corresponds to a  $\mathbb{Z}_2$  quotient of the conifold, of the kind introduced in [60] as T-duals of 4d Hanany-Witten (HW) configurations of D4-branes suspended between NS and rotated NS-branes (aka NS'-branes). This T-dual picture allowed to recover the same geometry from different Seiberg dual phases, as explicitly discussed in Section 3 of [61]. In particular, we can describe a phase A as corresponding to the type IIA configuration of D4-branes suspended in intervals separated by NS-branes ordered as NS - NS - NS' - NS' on the circle, and a phase B as corresponding to D4-branes suspended between NS-branes ordered as NS' - NS - NS' - NS on the circle.



**Figure 27:** Configurations of D4-branes suspended between NS- and NS'-branes in the presence of O6-planes leading to two different 4d  $\mathcal{N} = 1$  theories from orientifold quotients of the same CY<sub>3</sub> geometry differing only on the existence (Figure 27a) or not (Figure 27b) of vector structure.

Let us now perform an orientifold quotient in the type IIB geometry, which corresponds to, e.g., introducing O6-planes in the type IIA T-dual; this can map NS-branes to NS-branes, and NS'-branes to NS'-branes, and cannot swap NS- and NS'-branes. Hence, for phase A, the only  $\mathbb{Z}_2$ -invariant configuration must have the orientifold swapping the two NS branes, and swapping the two NS'-branes, see Figure 27a; hence, the interval between the

two NS-branes and the interval between the two NS'-branes are both mapped to themselves under the orientifold action, while the intervals between NS- and NS'-branes are swapped. The result corresponds to an orientifold with vector structure.

On the other hand, for phase B, a  $\mathbb{Z}_2$ -invariant configuration has e.g. NS-branes mapped to themselves under the orientifold action, and the two NS'-branes swapped, see Figure 27b; hence, no interval is mapped to itself, rather the four intervals are swapped pairwise. The result corresponds to an orientifold without vector structure (there is an equivalent model obtained by having NS'-branes on top of the orientifold plane, and the two NS-branes swapped under the orientifold action).

This illustrates the fact that the construction of orientifolds with or without vector structure, for a given geometric involution, may require their realization in different toric phases.

We have thus shown that, in order for equivalent orientifold geometric involutions to produce equivalent theories, it is necessary that they also agree on the choice of vector structure they implicitly define. This is an important ingredient in the application of orientifold quotients to  $\mathcal{N} = (0, 2)$  triality to generate examples of theories displaying  $\mathcal{N} = (0, 1)$  triality [29].

## 8 Partial Resolution and Higgsing

In this section, we study partial resolutions connecting two different Spin(7) orientifolds, which translate into higgsings between the corresponding gauge theories.

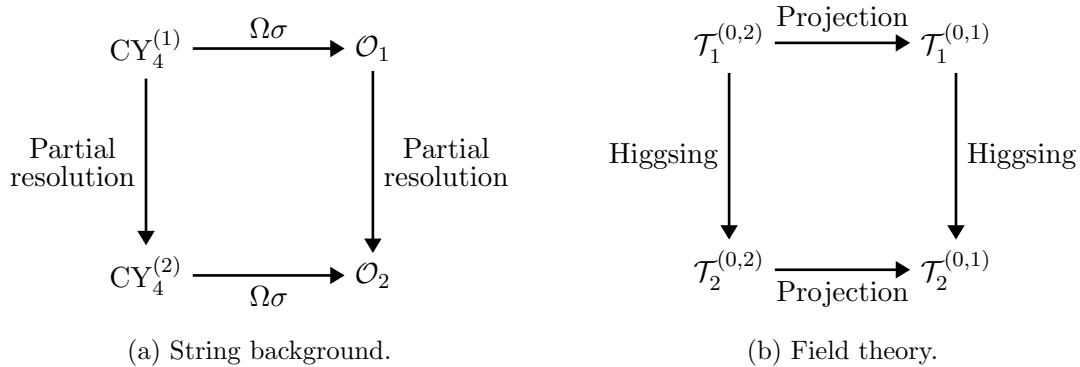
### 8.1 General Idea

Consider two  $\text{CY}_4$ 's,  $\text{CY}_4^{(1)}$  and  $\text{CY}_4^{(2)}$ , connected via partial resolution. Let us call the gauge theories on D1-branes probing them  $\mathcal{T}_1^{(0,2)}$  and  $\mathcal{T}_2^{(0,2)}$ , respectively.<sup>18</sup> Partial resolution translates into higgsing connecting the two gauge theories, in which the scalar component of one or more chiral fields gets a non-zero VEV (as usual, this is meant in the Born-Oppenheimer approximation in 2d). In the process, part of the gauge symmetry is higgsed and some matter fields may become massive. We refer to [30] for a more detailed discussion and explicit examples.

Let us now consider a Spin(7) orientifold  $\mathcal{O}_1$  of  $\text{CY}_4^{(1)}$  associated to a given anti-holomorphic involution  $\sigma$ . If the partial resolution considered above is symmetric under  $\sigma$ , it gives rise to a partial resolution of  $\mathcal{O}_1$  into a Spin(7) orientifold  $\mathcal{O}_2$  of  $\text{CY}_4^{(2)}$ . At the field theory level, the VEVs that higgs  $\mathcal{T}_1^{(0,2)} \rightarrow \mathcal{T}_2^{(0,2)}$  are symmetric under the involution and project onto a higgsing between the orientifold gauge theories,  $\mathcal{T}_1^{(0,1)} \rightarrow \mathcal{T}_2^{(0,1)}$ . Figure 28 illustrates the interplay between partial resolution, orientifolding and higgsing.

---

<sup>18</sup>More precisely, we mean one of the various phases related via  $\mathcal{N} = (0, 2)$  triality for each  $\text{CY}_4$ .



**Figure 28:** Interplay between partial resolution, orientifolding and higgsing.

## 8.2 Partial Resolution and the Universal Involution

Interestingly, for theories obtained via the universal involution, *every* partial resolution between  $\text{CY}_4$ 's maps to a partial resolution between  $\text{Spin}(7)$  orientifolds. In this case, every field in  $\mathcal{T}_1^{(0,2)}$  and  $\mathcal{T}_2^{(0,2)}$  is its own orientifold image. Therefore, the condition that chiral fields and their images get VEVs simultaneously is automatically satisfied.

Under the universal involution, VEVs and the resulting higgsing of the gauge symmetry and mass terms for some matter fields straightforwardly map from the parent to the orientifolded theory. In other words, higgsing survives the “real slicing” of the universal involution.

## 8.3 Beyond the Universal Involution: $\mathbb{C}^4/\mathbb{Z}_2 \times \mathbb{Z}_2 \rightarrow \text{SPP} \times \mathbb{C}$

The interplay between partial resolutions and orientifolds that we discussed above is not limited to the universal involution.

### The Parent

Let us consider the  $\mathbb{C}^4/\mathbb{Z}_2 \times \mathbb{Z}_2$  orbifold, with the two  $\mathbb{Z}_2$  groups generated by the actions  $(1, 1, 0, 0)$  and  $(1, 0, 1, 0)$  on  $\mathbb{C}^4$ , as phase rotations (in units of  $\pi$ ). From now on, we will omit these vectors. This orbifold can be partially resolved to  $\text{SPP} \times \mathbb{C}$ , where SPP denotes the complex cone over the suspended pinch point. The toric diagrams and gauge theories for both geometries can be found in Appendices A.1 and A.2. This partial resolution and its translation into higgsing of the gauge theory has been discussed in detail in [30].

The two theories are connected by turning on a VEV for  $X_{13}$ .<sup>19</sup> As a result, the  $\text{U}(N)_1 \times \text{U}(N)_3$  gauge groups are broken to the diagonal  $\text{U}(N)_{1/3}$ . In addition, the following Fermi-chiral pairs become massive

$$\{\Lambda_{21}, X_{32}\}, \left\{ \Lambda_{13}, \frac{X_{11} - X_{33}}{2} \right\}, \{\Lambda_{41}, X_{34}\}, \{\Lambda_{32}, X_{21}\}, \{\Lambda_{34}, X_{41}\}. \quad (8.1)$$

<sup>19</sup>There are other choices of the chiral field getting a VEV that lead to the same resolution. They are equivalent to this choice by symmetries.



Integrating out the massive fields leads to the gauge theory for  $\text{SPP} \times \mathbb{C}$ .

### The Spin(7) Orientifold

In Appendix A.1, we present a Spin(7) orientifold of  $\mathbb{C}^4/\mathbb{Z}_2 \times \mathbb{Z}_2$  constructed using a non-universal involution, given in Eqs. (A.4) to (A.6). The crucial point of that involution for the discussion in this section is that it maps  $X_{13}$  to itself. Following the discussion in Section 8.1, the resolution/higgsing of the parent is therefore projected onto one for the Spin(7) orientifold.

In the Spin(7) orientifold of  $\mathbb{C}^4/\mathbb{Z}_2 \times \mathbb{Z}_2$ , the higgsing associated to this partial resolution proceeds by giving a VEV to  $X_{13}^R$ . This breaks the  $\text{SO}(N)_1 \times \text{SO}(N)_3$  gauge symmetry into the diagonal  $\text{SO}(N)_{1/3}$ . In addition, the combination of real Fermi fields  $\frac{\Lambda_{11S}^R + \Lambda_{33S}^R}{2}$ , coming from the  $\mathcal{N} = (0, 2)$  vector multiplets of gauge groups 1 and 3, become massive. Finally, The following fields also become massive

$$\Lambda_{21}, X_{32}, \Lambda_{13}^R, \frac{X_{11S}^R - X_{33S}^R}{2}, \frac{X_{11A}^R - X_{33A}^R}{2}, \Lambda_{32}, X_{21}. \quad (8.2)$$

Integrating them out, each of the surviving bifundamentals of  $\text{SO}(N)_1 \times \text{SO}(N)_3$  becomes a symmetric and an antisymmetric of  $\text{SO}(N)_{1/3}$ . The resulting theory is exactly the one associated for the Spin(7) orientifold of  $\text{SPP} \times \mathbb{C}$  in Figure 34, generated by the anti-holomorphic involution in Eqs. (A.11) to (A.13).

## 9 Conclusions

In this paper, we initiated the geometric engineering of 2d  $\mathcal{N} = (0, 1)$  gauge theories by means of D1-branes probing (orientifolds of) Spin(7) cones. In particular, we introduced Spin(7) orientifolds, which are constructed by starting from a  $\text{CY}_4$  cone and quotienting it by a combination of an anti-holomorphic involution leading to a Spin(7) cone and worldsheet parity.

We illustrated this construction with various examples, including theories coming from both orbifold and non-orbifold parent singularities, discussed the rôle of the choice of vector structure in the orientifold quotient, and studied partial resolutions.

Spin(7) orientifolds explicitly realize the perspective on 2d  $\mathcal{N} = (0, 1)$  theories as real slices of  $\mathcal{N} = (0, 2)$  ones. Remarkably, this projection is mapped to Joyce's construction of Spin(7) manifolds as quotients of  $\text{CY}_4$ 's by anti-holomorphic involutions.

We envision multiple directions for future research. To name a few:

- In general, the map between Spin(7) orientifolds and 2d  $\mathcal{N} = (0, 1)$  gauge theories is not one-to-one but one-to-many. We will investigate this issue in [29], showing that this non-uniqueness provides a geometric understanding of  $\mathcal{N} = (0, 1)$  triality.

- Another interesting direction is to construct the gauge theories on D1-branes probing Spin(7) manifolds obtained from CY<sub>4</sub>'s via Joyce's construction, without the additional quotient by worldsheet parity leading to Spin(7) orientifolds. A significant part of the results of this paper would also be useful for such setups. We plan to study this problem in a future work.
- In Section 8, we considered resolutions of Spin(7) orientifolds. It would be interesting to investigate deformations and their gauge theory counterpart. Understanding deformations for CY<sub>4</sub>'s and their translation to the associated 2d  $\mathcal{N} = (0, 2)$  gauge theories would be a useful preliminary step, which is interesting in its own right.

We hope that the novel perspective on 2d  $\mathcal{N} = (0, 1)$  introduced in this paper will provide a useful tool for understanding their dynamics.

## Acknowledgments

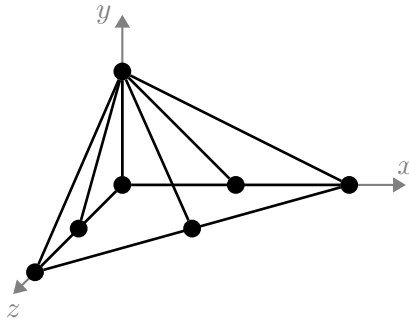
We would like to thank Massimo Porrati and Sergei Gukov for enjoyable discussions. The research of S. F. was supported by the U.S. National Science Foundation grants PHY-1820721 and PHY-2112729. A. M. received funding from “la Caixa” Foundation (ID 100010434) with fellowship code LCF/BQ/IN18/11660045 and from the European Union’s Horizon 2020 research and innovation programme under the Marie Skłodowska-Curie grant agreement No. 713673 until September 2021. The work of A. M. is supported in part by Deutsche Forschungsgemeinschaft under Germany’s Excellence Strategy EXC 2121 Quantum Universe 390833306. The work of A. U. is supported by the Spanish Research Agency (Agencia Espanola de Investigación) through the grants IFT Centro de Excelencia Severo Ochoa SEV-2016-0597, and the grant GC2018-095976-B-C21 from MCIU/AEI/FEDER, UE. S. F. and X. Y. would like to thank the Simons Center for Geometry and Physics for hospitality during part of this work. X. Y. is also grateful to the Caltech Particle Theory Group, and specially to Sergei Gukov and Nathan Benjamin, for hosting him during the final stages of this paper.

## A $\mathbb{C}^4/\mathbb{Z}_2 \times \mathbb{Z}_2$ and $\text{SPP} \times \mathbb{C}$

In this appendix we present two additional examples of  $\text{Spin}(7)$  manifolds, which are considered in Section 8.3 to discuss partial resolutions.

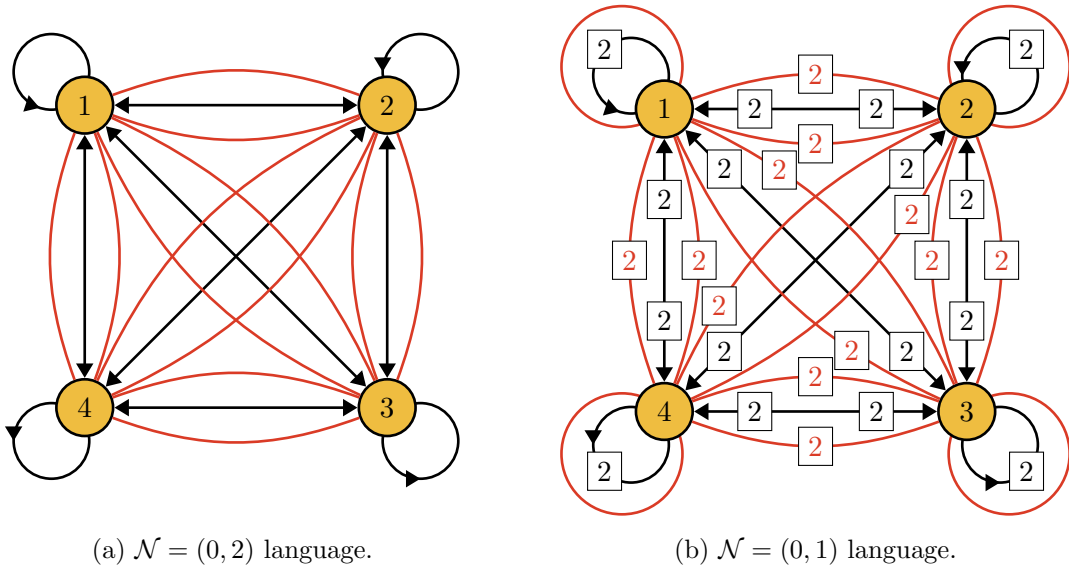
### A.1 $\mathbb{C}^4/\mathbb{Z}_2 \times \mathbb{Z}_2$

Figure 29 shows the toric diagram for the  $\mathbb{C}^4/\mathbb{Z}_2 \times \mathbb{Z}_2$  orbifold.



**Figure 29:** Toric diagram for  $\mathbb{C}^4/\mathbb{Z}_2 \times \mathbb{Z}_2$ .

The gauge theory for D1-branes probing this orbifold was first constructed in [30]. Its quiver diagram is shown in Figure 30a.



(a)  $\mathcal{N} = (0, 2)$  language.

(b)  $\mathcal{N} = (0, 1)$  language.

**Figure 30:** Quiver diagram for  $\mathbb{C}^4/\mathbb{Z}_2 \times \mathbb{Z}_2$  in  $\mathcal{N} = (0, 2)$  and  $\mathcal{N} = (0, 1)$  language.

The  $J$ - and  $E$ -terms are

$$\begin{array}{ll}
& J & E \\
\Lambda_{12} : & X_{23}X_{31} - X_{24}X_{41} & X_{11}X_{12} - X_{12}X_{22} \\
\Lambda_{21} : & X_{14}X_{42} - X_{13}X_{32} & X_{22}X_{21} - X_{21}X_{11} \\
\Lambda_{13} : & X_{34}X_{41} - X_{32}X_{21} & X_{11}X_{13} - X_{13}X_{33} \\
\Lambda_{31} : & X_{12}X_{23} - X_{14}X_{43} & X_{33}X_{31} - X_{31}X_{11} \\
\Lambda_{14} : & X_{42}X_{21} - X_{43}X_{31} & X_{11}X_{14} - X_{14}X_{44} \\
\Lambda_{41} : & X_{13}X_{34} - X_{12}X_{24} & X_{44}X_{41} - X_{41}X_{11} \\
\Lambda_{23} : & X_{31}X_{12} - X_{34}X_{42} & X_{22}X_{23} - X_{23}X_{33} \\
\Lambda_{32} : & X_{24}X_{43} - X_{21}X_{13} & X_{33}X_{32} - X_{32}X_{22} \\
\Lambda_{24} : & X_{43}X_{32} - X_{41}X_{12} & X_{22}X_{24} - X_{24}X_{44} \\
\Lambda_{42} : & X_{21}X_{14} - X_{23}X_{34} & X_{44}X_{42} - X_{42}X_{22} \\
\Lambda_{34} : & X_{41}X_{13} - X_{42}X_{23} & X_{33}X_{34} - X_{34}X_{44} \\
\Lambda_{43} : & X_{32}X_{24} - X_{31}X_{14} & X_{44}X_{43} - X_{43}X_{33}
\end{array} \tag{A.1}$$

Figure 30b shows the quiver for this theory in  $\mathcal{N} = (0, 1)$  language. The  $W^{(0,1)}$  associated to (A.1) is

$$W^{(0,1)} = W^{(0,2)} + \sum_{\substack{i,j=1 \\ i \neq j}}^4 \Lambda_{ii}^R \left( X_{ij}^\dagger X_{ij} + X_{ji}^\dagger X_{ji} \right) + \sum_{i=1}^4 \Lambda_{ii}^R X_{ii}^\dagger X_{ii}. \tag{A.2}$$

Table 7 shows the generators of the moduli space and their expression in terms of chiral fields.

Meson	Chiral fields
$M_1$	$X_{12}X_{21} = X_{43}X_{34}$
$M_2$	$X_{13}X_{31} = X_{24}X_{42}$
$M_3$	$X_{14}X_{41} = X_{23}X_{32}$
$M_4$	$X_{14}X_{42}X_{21} = X_{23}X_{31}X_{12} = X_{32}X_{24}X_{43} = X_{41}X_{13}X_{34} =$ $= X_{14}X_{43}X_{31} = X_{23}X_{34}X_{42} = X_{32}X_{21}X_{13} = X_{41}X_{12}X_{24}$
$M_5$	$X_{11} = X_{22} = X_{33} = X_{44}$

**Table 7:** Generators of  $\mathbb{C}^4/\mathbb{Z}_2 \times \mathbb{Z}_2$ .

They are subject to the following relation

$$\mathcal{I} = \langle M_1 M_2 M_3 = M_4^2 \rangle. \tag{A.3}$$

$\text{SO}(N) \times \text{U}(N) \times \text{SO}(N)$  **Orientifold**

Let us consider an anti-holomorphic involution which acts on Figure 30 as a reflection with respect to the diagonal connecting nodes 1 and 3. Then, nodes 1 and 3 map to themselves, while nodes 2 and 4 are identified.

The involution on chiral fields is

$$\begin{aligned}
X_{12} &\rightarrow \gamma_{\Omega_1} \bar{X}_{14} \gamma_{\Omega_4}^{-1}, & X_{21} &\rightarrow \gamma_{\Omega_4} \bar{X}_{41} \gamma_{\Omega_1}^{-1}, & X_{13} &\rightarrow \gamma_{\Omega_1} \bar{X}_{13} \gamma_{\Omega_3}^{-1}, & X_{31} &\rightarrow \gamma_{\Omega_3} \bar{X}_{31} \gamma_{\Omega_1}^{-1}, \\
X_{14} &\rightarrow \gamma_{\Omega_1} \bar{X}_{12} \gamma_{\Omega_2}^{-1}, & X_{41} &\rightarrow \gamma_{\Omega_2} \bar{X}_{21} \gamma_{\Omega_1}^{-1}, & X_{43} &\rightarrow \gamma_{\Omega_2} \bar{X}_{23} \gamma_{\Omega_3}^{-1}, & X_{34} &\rightarrow \gamma_{\Omega_3} \bar{X}_{32} \gamma_{\Omega_2}^{-1}, \\
X_{24} &\rightarrow \gamma_{\Omega_4} \bar{X}_{42} \gamma_{\Omega_2}^{-1}, & X_{42} &\rightarrow \gamma_{\Omega_2} \bar{X}_{24} \gamma_{\Omega_4}^{-1}, & X_{23} &\rightarrow \gamma_{\Omega_4} \bar{X}_{43} \gamma_{\Omega_3}^{-1}, & X_{32} &\rightarrow \gamma_{\Omega_3} \bar{X}_{34} \gamma_{\Omega_4}^{-1}, \\
X_{11} &\rightarrow -\gamma_{\Omega_1} \bar{X}_{11} \gamma_{\Omega_1}^{-1}, & X_{22} &\rightarrow -\gamma_{\Omega_4} \bar{X}_{44} \gamma_{\Omega_4}^{-1}, & X_{33} &\rightarrow -\gamma_{\Omega_3} \bar{X}_{33} \gamma_{\Omega_3}^{-1}, & X_{44} &\rightarrow -\gamma_{\Omega_2} \bar{X}_{22} \gamma_{\Omega_2}^{-1}.
\end{aligned} \tag{A.4}$$

From the invariance of  $W^{(0,1)}$ , we obtain the transformations of the Fermi fields

$$\begin{aligned}
\Lambda_{12} &\rightarrow -\gamma_{\Omega_1} \bar{\Lambda}_{14} \gamma_{\Omega_4}^{-1}, & \Lambda_{21} &\rightarrow -\gamma_{\Omega_4} \bar{\Lambda}_{41} \gamma_{\Omega_1}^{-1}, & \Lambda_{13} &\rightarrow -\gamma_{\Omega_1} \bar{\Lambda}_{13} \gamma_{\Omega_3}^{-1}, & \Lambda_{31} &\rightarrow -\gamma_{\Omega_3} \bar{\Lambda}_{31} \gamma_{\Omega_1}^{-1}, \\
\Lambda_{14} &\rightarrow -\gamma_{\Omega_1} \bar{\Lambda}_{12} \gamma_{\Omega_2}^{-1}, & \Lambda_{41} &\rightarrow -\gamma_{\Omega_2} \bar{\Lambda}_{21} \gamma_{\Omega_1}^{-1}, & \Lambda_{43} &\rightarrow -\gamma_{\Omega_2} \bar{\Lambda}_{23} \gamma_{\Omega_3}^{-1}, & \Lambda_{34} &\rightarrow -\gamma_{\Omega_3} \bar{\Lambda}_{32} \gamma_{\Omega_2}^{-1}, \\
\Lambda_{24} &\rightarrow -\gamma_{\Omega_4} \bar{\Lambda}_{42} \gamma_{\Omega_2}^{-1}, & \Lambda_{42} &\rightarrow -\gamma_{\Omega_2} \bar{\Lambda}_{24} \gamma_{\Omega_4}^{-1}, & \Lambda_{23} &\rightarrow -\gamma_{\Omega_4} \bar{\Lambda}_{43} \gamma_{\Omega_3}^{-1}, & \Lambda_{32} &\rightarrow -\gamma_{\Omega_3} \bar{\Lambda}_{34} \gamma_{\Omega_4}^{-1},
\end{aligned} \tag{A.5}$$

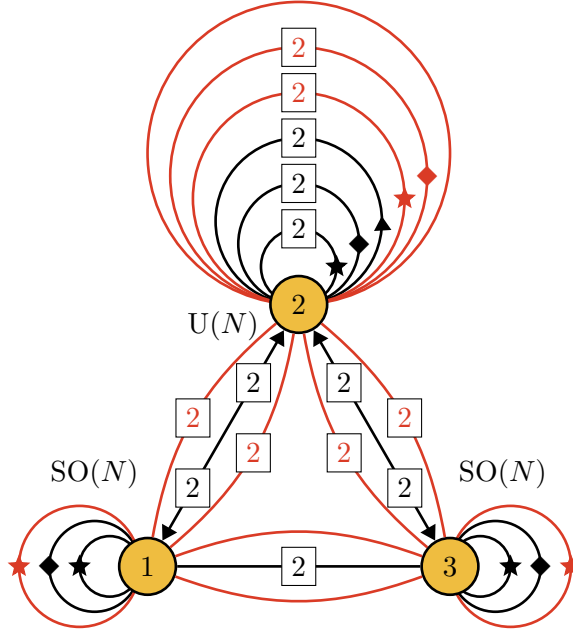
and

$$\Lambda_{11}^R \rightarrow \gamma_{\Omega_3} \Lambda_{11}^{R T} \gamma_{\Omega_3}^{-1}, \quad \Lambda_{22}^R \rightarrow \gamma_{\Omega_2} \Lambda_{44}^{R T} \gamma_{\Omega_2}^{-1}, \quad \Lambda_{33}^R \rightarrow \gamma_{\Omega_1} \Lambda_{33}^{R T} \gamma_{\Omega_1}^{-1}, \quad \Lambda_{44}^R \rightarrow \gamma_{\Omega_4} \Lambda_{22}^{R T} \gamma_{\Omega_4}^{-1}. \tag{A.6}$$

Using Table 7, the transformation in the field theory translates into the geometric involution  $\sigma$  acting on the generators as

$$\begin{aligned}
&(M_1, M_2, M_3, M_4, M_5) \\
&\quad \downarrow \\
&(\bar{M}_3, \bar{M}_2, \bar{M}_1, \bar{M}_4, -\bar{M}_5),
\end{aligned} \tag{A.7}$$

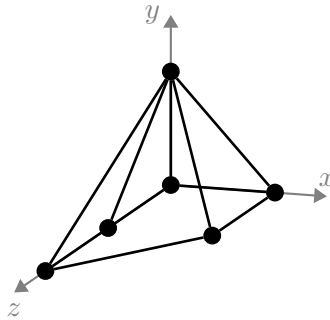
which, as expected, is different from and inequivalent to the universal involution  $M_a \rightarrow \bar{M}_a$ . The quiver for the resulting theory is shown in Figure 31, which is also free of gauge anomalies.



**Figure 31:** Quiver for the Spin(7) orientifold of  $\mathbb{C}^4/\mathbb{Z}_2 \times \mathbb{Z}_2$  using the involution in (A.4), (A.5) and (A.6).

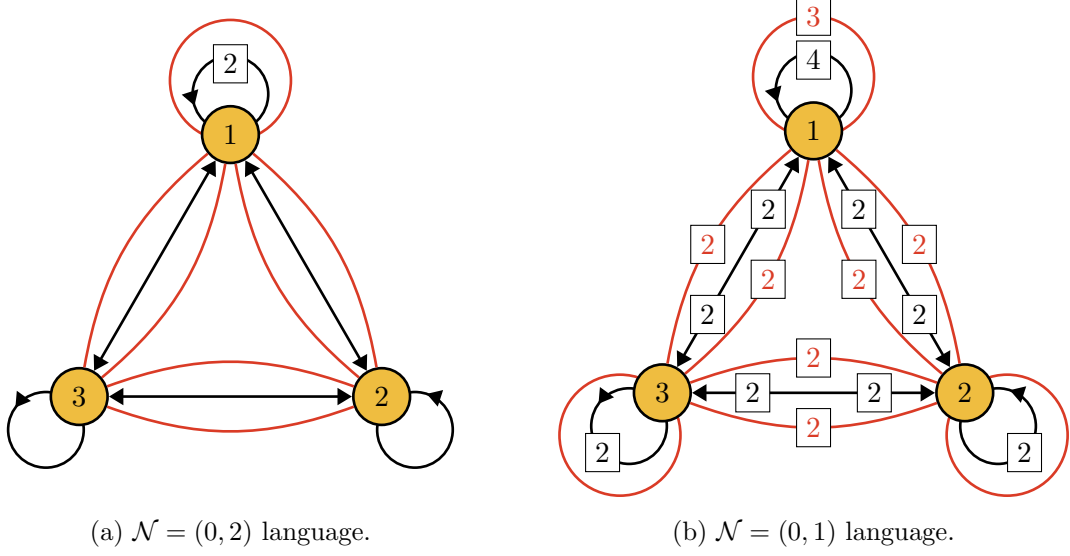
## A.2 $SPP \times \mathbb{C}$

Figure 32 shows the toric diagram for  $SPP \times \mathbb{C}$ .



**Figure 32:** Toric diagram for  $SPP \times \mathbb{C}$ .

The gauge theory for D1-branes probing this  $CY_4$  was introduced in [30]. Its quiver diagram is shown in Figure 33a.



**Figure 33:** Quiver diagram for  $\text{SPP} \times \mathbb{C}$  in  $\mathcal{N} = (0, 2)$  and  $\mathcal{N} = (0, 1)$  language.

The  $J$ - and  $E$ -terms are

$J$	$E$
$\Lambda_{11} : X_{13}X_{31} - X_{12}X_{21}$	$\Phi_{11}X_{11} - X_{11}\Phi_{11}$
$\Lambda_{21} : X_{12}X_{23}X_{32} - X_{11}X_{12}$	$\Phi_{22}X_{21} - X_{21}\Phi_{11}$
$\Lambda_{12} : X_{21}X_{11} - X_{23}X_{32}X_{21}$	$X_{12}\Phi_{22} - \Phi_{11}X_{12}$
$\Lambda_{31} : X_{13}X_{32}X_{23} - X_{11}X_{13}$	$X_{31}\Phi_{11} - \Phi_{33}X_{31}$
$\Lambda_{13} : X_{31}X_{11} - X_{32}X_{23}X_{31}$	$\Phi_{11}X_{13} - X_{13}\Phi_{33}$
$\Lambda_{32} : X_{21}X_{12}X_{23} - X_{23}X_{31}X_{13}$	$\Phi_{33}X_{32} - X_{32}\Phi_{22}$
$\Lambda_{23} : X_{32}X_{21}X_{12} - X_{31}X_{13}X_{32}$	$\Phi_{22}X_{23} - X_{23}\Phi_{33}$

(A.8)

Figure 33b shows the quiver for this theory in  $\mathcal{N} = (0, 1)$  language. The  $W^{(0,1)}$  associated to (A.8) is

$$W^{(0,1)} = W^{(0,2)} + \Lambda_{11}^R X_{11}^\dagger X_{11} + \sum_{\substack{i,j=1 \\ i \neq j}}^3 \Lambda_{ii}^R \left( X_{ij}^\dagger X_{ij} + X_{ji}^\dagger X_{ji} \right) + \sum_{i=1}^3 \Lambda_{ii}^R \Phi_{ii}^\dagger \Phi_{ii}. \quad (\text{A.9})$$

Table 8 shows the generators of  $\text{SPP} \times \mathbb{C}$  and their expression in terms of chiral fields. They satisfy the following relation

$$\mathcal{I} = \langle M_1 M_3 = M_2 M_4^2 \rangle. \quad (\text{A.10})$$

### $\text{SO}(N) \times \text{U}(N)$ Orientifold

Let us consider an anti-holomorphic involution which acts on Figure 33 as a reflection with respect to a vertical line going through node 1. Then, node 1 maps to itself, while nodes 2 and 3 are identified.

Meson	Chiral fields
$M_1$	$X_{13}X_{32}X_{21}$
$M_2$	$X_{11} = X_{23}X_{32}$
$M_3$	$X_{31}X_{12}X_{23}$
$M_4$	$X_{12}X_{21} = X_{13}X_{31}$
$M_5$	$\Phi_{11} = \Phi_{22} = \Phi_{33}$

**Table 8:** Generators of  $\text{SPP} \times \mathbb{C}$ .

The involution on chiral fields is

$$\begin{aligned}
X_{12} &\rightarrow \gamma_{\Omega_1} \bar{X}_{13} \gamma_{\Omega_3}^{-1}, & X_{21} &\rightarrow \gamma_{\Omega_3} \bar{X}_{31} \gamma_{\Omega_1}^{-1}, & X_{13} &\rightarrow \gamma_{\Omega_1} \bar{X}_{12} \gamma_{\Omega_2}^{-1}, & X_{31} &\rightarrow \gamma_{\Omega_2} \bar{X}_{21} \gamma_{\Omega_1}^{-1}, \\
X_{23} &\rightarrow \gamma_{\Omega_3} \bar{X}_{32} \gamma_{\Omega_2}^{-1}, & X_{32} &\rightarrow \gamma_{\Omega_2} \bar{X}_{23} \gamma_{\Omega_3}^{-1}, & X_{11} &\rightarrow \gamma_{\Omega_1} \bar{X}_{11} \gamma_{\Omega_1}^{-1}, & \Phi_{11} &\rightarrow -\gamma_{\Omega_1} \bar{\Phi}_{11} \gamma_{\Omega_1}^{-1}, \\
&& \Phi_{22} &\rightarrow -\gamma_{\Omega_3} \bar{\Phi}_{33} \gamma_{\Omega_3}^{-1}, & \Phi_{33} &\rightarrow -\gamma_{\Omega_2} \bar{\Phi}_{22} \gamma_{\Omega_2}^{-1}.
\end{aligned} \tag{A.11}$$

From the invariance of  $W^{(0,1)}$ , we obtain the transformations of the Fermi fields

$$\begin{aligned}
\Lambda_{11} &\rightarrow -\gamma_{\Omega_1} \bar{\Lambda}_{11} \gamma_{\Omega_1}^{-1}, & \Lambda_{21} &\rightarrow \gamma_{\Omega_3} \bar{\Lambda}_{31} \gamma_{\Omega_1}^{-1}, & \Lambda_{12} &\rightarrow \gamma_{\Omega_1} \bar{\Lambda}_{13} \gamma_{\Omega_3}^{-1}, & \Lambda_{31} &\rightarrow \gamma_{\Omega_2} \bar{\Lambda}_{21} \gamma_{\Omega_1}^{-1}, \\
\Lambda_{13} &\rightarrow \gamma_{\Omega_1} \bar{\Lambda}_{12} \gamma_{\Omega_2}^{-1}, & \Lambda_{32} &\rightarrow -\gamma_{\Omega_2} \bar{\Lambda}_{23} \gamma_{\Omega_3}^{-1}, & \Lambda_{23} &\rightarrow -\gamma_{\Omega_3} \bar{\Lambda}_{32} \gamma_{\Omega_2}^{-1},
\end{aligned} \tag{A.12}$$

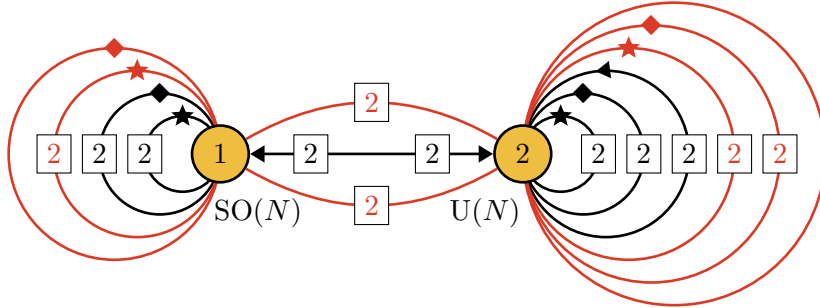
and

$$\Lambda_{11}^R \rightarrow \gamma_{\Omega_1} \Lambda_{11}^{R T} \gamma_{\Omega_1}^{-1}, \quad \Lambda_{22}^R \rightarrow \gamma_{\Omega_3} \Lambda_{33}^{R T} \gamma_{\Omega_3}^{-1}, \quad \Lambda_{33}^R \rightarrow \gamma_{\Omega_2} \Lambda_{22}^{R T} \gamma_{\Omega_2}^{-1}. \tag{A.13}$$

Using Table 8, the transformation in the field theory translates into the geometric involution  $\sigma$  acting on the generators as

$$\begin{aligned}
&(M_1, M_2, M_3, M_4, M_5) \\
&\quad \downarrow \\
&(\bar{M}_3, \bar{M}_2, \bar{M}_1, \bar{M}_4, -\bar{M}_5),
\end{aligned} \tag{A.14}$$

which is different from and inequivalent to the universal involution  $M_a \rightarrow \bar{M}_a$ . The quiver for the resulting theory is shown in Figure 31, which is also free of gauge anomalies.



**Figure 34:** Quiver for a Spin(7) orientifold of  $\text{SPP} \times \mathbb{C}$  using the involution in (A.11), (A.12) and (A.13).



## References

- [1] F. Benini and N. Bobev, *Exact two-dimensional superconformal R-symmetry and c-extremization*, *Phys. Rev. Lett.* **110** (2013) 061601 [[1211.4030](#)].
- [2] F. Benini and N. Bobev, *Two-dimensional SCFTs from wrapped branes and c-extremization*, *JHEP* **06** (2013) 005 [[1302.4451](#)].
- [3] A. Gadde, S. Gukov and P. Putrov, *(0, 2) trialities*, *JHEP* **03** (2014) 076 [[1310.0818](#)].
- [4] A. Gadde, S. Gukov and P. Putrov, *Fivebranes and 4-manifolds*, *Prog. Math.* **319** (2016) 155 [[1306.4320](#)].
- [5] D. Kutasov and J. Lin, *(0,2) Dynamics From Four Dimensions*, *Phys. Rev. D* **89** (2014) 085025 [[1310.6032](#)].
- [6] D. Kutasov and J. Lin, *(0,2) ADE Models From Four Dimensions*, [1401.5558](#).
- [7] F. Benini, N. Bobev and P. M. Cricigno, *Two-dimensional SCFTs from D3-branes*, *JHEP* **07** (2016) 020 [[1511.09462](#)].
- [8] R. Tatar, *Geometric Constructions of Two Dimensional (0,2) SUSY Theories*, *Phys. Rev. D* **92** (2015) 045006 [[1506.05372](#)].
- [9] S. Schäfer-Nameki and T. Weigand, *F-theory and 2d (0,2) theories*, *JHEP* **05** (2016) 059 [[1601.02015](#)].
- [10] H. Garcia-Compean and A. M. Uranga, *Brane box realization of chiral gauge theories in two-dimensions*, *Nucl. Phys. B* **539** (1999) 329 [[hep-th/9806177](#)].
- [11] S. Franco, S. Lee and R.-K. Seong, *Brane Brick Models, Toric Calabi-Yau 4-Folds and 2d (0,2) Quivers*, *JHEP* **02** (2016) 047 [[1510.01744](#)].
- [12] S. Franco, S. Lee and R.-K. Seong, *Brane brick models and 2d (0, 2) triality*, *JHEP* **05** (2016) 020 [[1602.01834](#)].
- [13] S. Franco, S. Lee, R.-K. Seong and C. Vafa, *Brane Brick Models in the Mirror*, *JHEP* **02** (2017) 106 [[1609.01723](#)].
- [14] S. Franco, S. Lee and R.-K. Seong, *Orbifold Reduction and 2d (0,2) Gauge Theories*, *JHEP* **03** (2017) 016 [[1609.07144](#)].
- [15] S. Franco, D. Ghim, S. Lee and R.-K. Seong, *Elliptic Genera of 2d (0,2) Gauge Theories from Brane Brick Models*, *JHEP* **06** (2017) 068 [[1702.02948](#)].
- [16] S. Franco and A. Hasan, *3d printing of 2d  $\mathcal{N} = (0, 2)$  gauge theories*, *JHEP* **05** (2018) 082 [[1801.00799](#)].
- [17] S. Franco and A. Hasan, *Calabi-Yau Products: Graded Quivers for General Toric Calabi-Yaus*, [2004.13765](#).
- [18] S. Franco and X. Yu, *BFT<sub>2</sub>: a General Class of 2d  $\mathcal{N} = (0, 2)$  Theories, 3-Manifolds and Toric Geometry*, [2107.00667](#).
- [19] S. Gukov, D. Pei and P. Putrov, *Trialities of minimally supersymmetric 2d gauge theories*, *JHEP* **04** (2020) 079 [[1910.13455](#)].

- [20] D. Forcella and A. Zaffaroni, *N=1 Chern-Simons theories, orientifolds and Spin(7) cones*, *JHEP* **05** (2010) 045 [[0911.2595](#)].
- [21] A. Amariti and D. Forcella, *Spin(7) duality for  $\mathcal{N} = 1$  CS-matter theories*, *JHEP* **07** (2014) 082 [[1404.4052](#)].
- [22] F. Bonetti, T. W. Grimm and T. G. Pugh, *Non-Supersymmetric F-Theory Compactifications on Spin(7) Manifolds*, *JHEP* **01** (2014) 112 [[1307.5858](#)].
- [23] F. Bonetti, T. W. Grimm, E. Palti and T. G. Pugh, *F-Theory on Spin(7) Manifolds: Weak-Coupling Limit*, *JHEP* **02** (2014) 076 [[1309.2287](#)].
- [24] M. Sakamoto, *N = 1/2 Supersymmetry in Two-dimensions*, *Phys. Lett. B* **151** (1985) 115.
- [25] C. M. Hull and E. Witten, *Supersymmetric Sigma Models and the Heterotic String*, *Phys. Lett. B* **160** (1985) 398.
- [26] R. Brooks, F. Muhammad and S. J. Gates, *Unidexterous D=2 Supersymmetry in Superspace*, *Nucl. Phys. B* **268** (1986) 599.
- [27] R. Brooks and S. J. Gates, Jr., *UNIDEXTEROUS D = 2 SUPERSYMMETRY IN SUPERSPACE. 2. QUANTIZATION*, *Phys. Lett. B* **184** (1987) 217.
- [28] N. Yamatsu, *Finite-Dimensional Lie Algebras and Their Representations for Unified Model Building*, [1511.08771](#).
- [29] S. Franco, A. Mininno, A. M. Uranga and X. Yu, *Spin(7) Orientifolds and 2d  $\mathcal{N} = (0, 1)$  Triality*, *To appear* .
- [30] S. Franco, D. Ghim, S. Lee, R.-K. Seong and D. Yokoyama, *2d (0,2) Quiver Gauge Theories and D-Branes*, *JHEP* **09** (2015) 072 [[1506.03818](#)].
- [31] L. E. Ibanez, R. Rabadan and A. M. Uranga, *Anomalous U(1)'s in type I and type IIB D = 4, N=1 string vacua*, *Nucl. Phys. B* **542** (1999) 112 [[hep-th/9808139](#)].
- [32] K. Mohri, *D-branes and quotient singularities of Calabi-Yau fourfolds*, *Nucl. Phys. B* **521** (1998) 161 [[hep-th/9707012](#)].
- [33] N. Seiberg, *Electric - magnetic duality in supersymmetric nonAbelian gauge theories*, *Nucl. Phys. B* **435** (1995) 129 [[hep-th/9411149](#)].
- [34] S. Franco, S. Lee, R.-K. Seong and C. Vafa, *Quadrality for Supersymmetric Matrix Models*, *JHEP* **07** (2017) 053 [[1612.06859](#)].
- [35] S. Franco and G. Musiker, *Higher Cluster Categories and QFT Dualities*, *Phys. Rev. D* **98** (2018) 046021 [[1711.01270](#)].
- [36] C. Closset, S. Franco, J. Guo and A. Hasan, *Graded quivers and B-branes at Calabi-Yau singularities*, *JHEP* **03** (2019) 053 [[1811.07016](#)].
- [37] K. Becker, *A Note on compactifications on spin(7) - holonomy manifolds*, *JHEP* **05** (2001) 003 [[hep-th/0011114](#)].
- [38] J. J. Heckman, C. Lawrie, L. Lin and G. Zoccarato, *F-theory and Dark Energy*, *Fortsch. Phys.* **67** (2019) 1900057 [[1811.01959](#)].

- [39] D. Joyce, *A new construction of compact 8-manifolds with holonomy Spin(7)*, *J. Diff. Geom.* **53** (1999) 89 [[math/9910002](#)].
- [40] R. Blumenhagen, L. Goerlich, B. Kors and D. Lust, *Noncommutative compactifications of type I strings on tori with magnetic background flux*, *JHEP* **10** (2000) 006 [[hep-th/0007024](#)].
- [41] G. Aldazabal, S. Franco, L. E. Ibanez, R. Rabadan and A. M. Uranga, *D = 4 chiral string compactifications from intersecting branes*, *J. Math. Phys.* **42** (2001) 3103 [[hep-th/0011073](#)].
- [42] S. Franco, A. Hanany, D. Krefl, J. Park, A. M. Uranga and D. Vegh, *Dimers and orientifolds*, *JHEP* **09** (2007) 075 [[0707.0298](#)].
- [43] S. Benvenuti, B. Feng, A. Hanany and Y.-H. He, *Counting BPS Operators in Gauge Theories: Quivers, Syzygies and Plethystics*, *JHEP* **11** (2007) 050 [[hep-th/0608050](#)].
- [44] B. Feng, A. Hanany and Y.-H. He, *Counting gauge invariants: The Plethystic program*, *JHEP* **03** (2007) 090 [[hep-th/0701063](#)].
- [45] J. Park, R. Rabadan and A. M. Uranga, *N=1 type IIA brane configurations, chirality and T duality*, *Nucl. Phys. B* **570** (2000) 3 [[hep-th/9907074](#)].
- [46] J. Polchinski, *Tensors from K3 orientifolds*, *Phys. Rev. D* **55** (1997) 6423 [[hep-th/9606165](#)].
- [47] G. Pradisi and A. Sagnotti, *Open String Orbifolds*, *Phys. Lett. B* **216** (1989) 59.
- [48] E. G. Gimon and J. Polchinski, *Consistency conditions for orientifolds and d manifolds*, *Phys. Rev. D* **54** (1996) 1667 [[hep-th/9601038](#)].
- [49] M. Berkooz, R. G. Leigh, J. Polchinski, J. H. Schwarz, N. Seiberg and E. Witten, *Anomalies, dualities, and topology of D = 6 N=1 superstring vacua*, *Nucl. Phys. B* **475** (1996) 115 [[hep-th/9605184](#)].
- [50] E. Witten, *Toroidal compactification without vector structure*, *JHEP* **02** (1998) 006 [[hep-th/9712028](#)].
- [51] G. Aldazabal, A. Font, L. E. Ibanez and G. Violero, *D = 4, N=1, type IIB orientifolds*, *Nucl. Phys. B* **536** (1998) 29 [[hep-th/9804026](#)].
- [52] I. Antoniadis, E. Dudas and A. Sagnotti, *Brane supersymmetry breaking*, *Phys. Lett. B* **464** (1999) 38 [[hep-th/9908023](#)].
- [53] G. Aldazabal and A. M. Uranga, *Tachyon free nonsupersymmetric type IIB orientifolds via Brane - anti-brane systems*, *JHEP* **10** (1999) 024 [[hep-th/9908072](#)].
- [54] J. D. Blum and K. A. Intriligator, *Consistency conditions for branes at orbifold singularities*, *Nucl. Phys. B* **506** (1997) 223 [[hep-th/9705030](#)].
- [55] J. D. Blum and K. A. Intriligator, *New phases of string theory and 6-D RG fixed points via branes at orbifold singularities*, *Nucl. Phys. B* **506** (1997) 199 [[hep-th/9705044](#)].
- [56] J. Park and A. M. Uranga, *A Note on superconformal N=2 theories and orientifolds*, *Nucl. Phys. B* **542** (1999) 139 [[hep-th/9808161](#)].
- [57] I. Brunner, A. Hanany, A. Karch and D. Lust, *Brane dynamics and chiral nonchiral transitions*, *Nucl. Phys. B* **528** (1998) 197 [[hep-th/9801017](#)].

- [58] I. Brunner and A. Karch, *Branes at orbifolds versus Hanany Witten in six-dimensions*, *JHEP* **03** (1998) 003 [[hep-th/9712143](#)].
- [59] A. Hanany and A. Zaffaroni, *Branes and six-dimensional supersymmetric theories*, *Nucl. Phys. B* **529** (1998) 180 [[hep-th/9712145](#)].
- [60] A. M. Uranga, *Brane configurations for branes at conifolds*, *JHEP* **01** (1999) 022 [[hep-th/9811004](#)].
- [61] B. Feng, A. Hanany, Y.-H. He and A. M. Uranga, *Toric duality as Seiberg duality and brane diamonds*, *JHEP* **12** (2001) 035 [[hep-th/0109063](#)].