

A QUANTUM GENERATIVE ADVERSARIAL NETWORK FOR DISTRIBUTIONS

AMINE ASSOUEL, ANTOINE JACQUIER, AND ALEXEI KONDRATYEV

ABSTRACT. Generative Adversarial Networks are becoming a fundamental tool in Machine Learning, in particular in the context of improving the stability of deep neural networks. At the same time, recent advances in Quantum Computing have shown that, despite the absence of a fault-tolerant quantum computer so far, quantum techniques are providing exponential advantage over their classical counterparts. We develop a fully connected Quantum Generative Adversarial network and show how it can be applied in Mathematical Finance, with a particular focus on volatility modelling.

1. INTRODUCTION

Machine Learning has become ubiquitous, with applications in nearly every aspects of society today, in particular for image and speech recognition, traffic prediction, product recommendation, medical diagnosis, stock market trading, fraud detection. One specific Machine Learning tool, deep neural networks, has seen tremendous developments over the past few year. Despite clear advances, these networks however often suffer from the lack of training data: in Finance, time series of a stock price only occur once, physical experiments are sometimes expensive to run many times... To palliate this, attention has turn to methods aimed at reproducing existing data with a high degree of accuracy. Among these, Generative Adversarial Networks (GAN) are a class of unsupervised Machine Learning devices whereby two neural networks, a generator and a discriminator, contest against each other in a minimax game in order to generate information similar to a given dataset [15]. They have been successfully applied in many fields over the past few years, in particular for image generation [43, 38], medicine [28, 44], and in Quantitative Finance [35]. They however often suffer from instability issues, vanishing gradient and potential mode collapse [37]. Even Wasserstein GANs, assuming the Wasserstein distance from optimal transport instead of the classical Jensen–Shannon Divergence, are still subject to slow convergence issues and potential instability [17].

In order to improve the accuracy of this method, Lloyd and Weedbrook [24] and Dallaire-Demers and Killoran [8] simultaneously introduced a quantum component to GANs, where the data consists of quantum states or classical data while the two players are equipped with quantum information processors. Preliminary works have demonstrated the quality of this approach, in particular for high-dimensional data, thus leveraging on the exponential advantage of quantum computing [20]. An experimental proof-of-principle demonstration of QuGAN in a superconducting quantum circuit was shown in [19], while in [40] the authors made use of quantum fidelity measurements to propose a loss function acting on quantum states. Further recent advances, providing more insights on how quantum entanglement can play a decisive role, have been put forward in [32]. While actual Quantum computers are not available yet, Noisy intermediate-scale quantum (NISQ) algorithms are already here and allow us to perform quantum-like operations[3].

We focus here on building a fully connected Quantum Generative Adversarial network (QuGAN) ¹, namely an entire quantum counterpart to a classical GAN. A quantum version of GAN was first introduced in [24] and [8], showing that it may exhibit an exponential advantage over classical adversarial networks.

The paper is structured as follows: In Section 2, we recall the basics of a classical neural network and show how to build a fully quantum version of it. This is incorporated in the full architecture of a Quantum

Date: October 7, 2021.

2010 Mathematics Subject Classification. 81P68, 81-08, 91G20.

Key words and phrases. Quantum Computing, GAN, Quantum Phase Estimation, SVI, volatility.

The authors would like to thank Konstantinos Kardaras and Alexandros Pavlis for insightful discussion on quantum algorithms and spins. AJ acknowledges financial support from the EPSRC EP/T032146/1 grant.

¹The terminology ‘QuGAN’ should not be confused with ‘QGAN’, used to denote quantised versions of GAN, as in [41], nor with ‘Quant GAN’, which refers [42] to the use of GAN in Quantitative Finance; neither Quant GAN nor QGAN are related whatsoever to Quantum Computing.

Generative Adversarial Network in Section 3. Since classical GANs are becoming an important focus in Quantitative Finance [23, 6, 29, 42], we provide an example of application for QuGAN for volatility modelling in Section 4, hoping to bridge the gap between the Quantum Computing and the Quantitative Finance communities. For completeness, we gather a few useful results from Quantum Computing in Appendix A.

2. A QUANTUM VERSION OF A NON-LINEAR QUANTUM NEURON

The quantum phase estimation procedure lies at the very core of building a quantum counterpart for a neural network. In this part, we will mainly focus on how to build a single quantum neuron. As the fundamental building block of artificial neural networks, a neuron classically maps a normalised input $\mathbf{x} = (x_0, \dots, x_{n-1})^\top \in [0, 1]^n$ to an output $g(\mathbf{x}^\top \mathbf{w})$, where $\mathbf{w} = (w_0, \dots, w_{n-1})^\top \in [-1, 1]^n$ is the weight vector, for some activation function g . The non-linear quantum neuron requires the following steps:

- Encode classical data into quantum states (Section 2.2);
- Perform the (quantum version of the) inner product $\mathbf{x}^\top \mathbf{w}$ (Section 2.3);
- Applying the (quantum version of the) non-linear activation function (Section 2.4).

Before diving into the quantum version of neural networks, we recall the basics of classical (feedforward) neural networks, which we aim at mimicking.

2.1. Classical neural network architecture. Artificial neural networks (ANNs) are a subset of machine learning and lie at the heart of Deep Learning algorithms. Their name and structure are inspired by the human brain [25], mimicking the way that biological neurons signal to one another. They consist of several layers, with an input layer, one or more hidden layers, and an output layer, each one of them containing several nodes. An example of ANN is depicted in Figure 1.

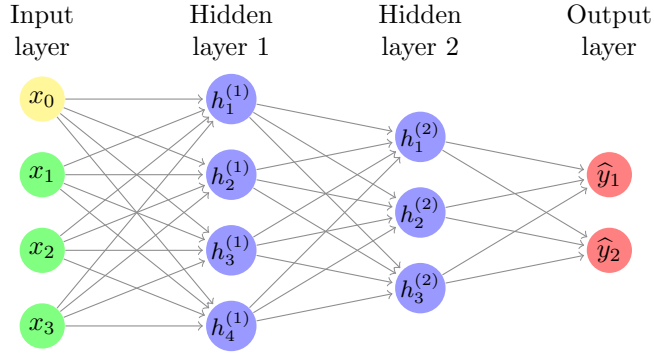


FIGURE 1. ANN with one input layer, 2 hidden layers and one output layer.

For a given an input vector $\mathbf{x} = (x_1, \dots, x_n) \in \mathbb{R}^n$, the connectivity between \mathbf{x} and the j -th neuron $h_j^{(1)}$ of the first hidden layer (Figure 1) is done via $h_j^{(1)} = \sigma_{1,j}(b_{1,j} + \sum_{i=1}^n x_i w_{i,j})$, where $\sigma_{1,j}$ is called the activation function. By denoting $H_k \in \mathbb{R}^{s_k}$ the vector of the k -th hidden layer, where $s_k \in \mathbb{N}^*$ and $H_k = (h_1^{(k)}, \dots, h_{s_k}^{(k)})$ the connectivity model generalises itself to the whole network:

$$(2.1) \quad h_j^{(k+1)} = \sigma_{k+1,j} \left(b_{k+1,j} + \sum_{i=1}^{s_k} h_i^{(k)} w_{i,k+1,j} \right),$$

where $j \in \{1, \dots, s_{k+1}\}$. Therefore for l hidden layers the entire network is parameterised by $\Omega = (\sigma_{k,r_k}, b_{k,r_k}, w_{v_k,k,r_k})_{k,r_k,v_k}$ where first $1 \leq k \leq l$, then $1 \leq r_k \leq s_k$ and $1 \leq v_k \leq s_{k-1}$. For a given training data set of size N , $(X_i, Y_i)_{i=1, \dots, N}$, the goal of a neural network is to build a mapping between $(X_i)_{i=1, \dots, N}$ and $(Y_i)_{i=1, \dots, N}$. The idea for the neural network structure comes from the Kolmogorov-Arnold representation Theorem [2, 22]:

Theorem 2.1. *Let $f : [0, 1]^d \rightarrow \mathbb{R}$ be a continuous function. There exist sequences $(\Phi_i)_{i=1, \dots, 2d}$ and $(\Psi_{i,j})_{i=1, \dots, 2d; j=1, \dots, d}$ of continuous functions from \mathbb{R} to \mathbb{R} such that for all $(x_1, \dots, x_d) \in [0, 1]^d$,*

$$(2.2) \quad f(x_1, \dots, x_d) = \sum_{i=1}^{2d} \Phi_i \left(\sum_{j=1}^d \Psi_{i,j}(x_j) \right).$$

The representation of f resembles a two-hidden-layer ANN, where $\Phi_i, \Psi_{i,j}$ are the activation functions.

2.2. Quantum encoding. Since a quantum computer only takes qubits as inputs, we first need to encode the classical data into a quantum state. For $x_j \in [0, 1]$ and $p \in \mathbb{N}$, denote by $\frac{x_{j,1}}{2} + \frac{x_{j,2}}{2^2} + \dots + \frac{x_{j,p}}{2^p}$ the p -binary approximation of x_j , where each $x_{j,k}$ belongs to $\{0, 1\}$, for $k \in \{1, 2, \dots, p\}$. The quantum code for the classical value x_j is then defined via this approximation as

$$|x_j\rangle := |x_{j,1}\rangle \otimes |x_{j,2}\rangle \otimes \dots \otimes |x_{j,p}\rangle = |x_{j,1}x_{j,2}\dots x_{j,p}\rangle,$$

and therefore the encoding for the vector \mathbf{x} is

$$(2.3) \quad |\mathbf{x}\rangle := |x_{0,1}x_{0,2}\dots x_{0,p}\rangle \otimes \dots \otimes |x_{n-1,1}\dots x_{n-1,p}\rangle.$$

2.3. Quantum inner product. We now show how to build the quantum version of the inner product performing the operation

$$|0\rangle^{\otimes m} |\mathbf{x}\rangle \rightarrow |\tilde{\mathbf{x}}^\top \mathbf{w}\rangle |\mathbf{x}\rangle.$$

Denote the two-qubit controlled Z-Rotation gate by

$${}_cR_z(\alpha) = \begin{pmatrix} 1 & 0 & 0 & 0 \\ 0 & 1 & 0 & 0 \\ 0 & 0 & 1 & 0 \\ 0 & 0 & 0 & e^{2i\pi\alpha} \end{pmatrix},$$

where α is the phase shift with period π . For $x \in \{0, 1\}$ and $|+\rangle := \frac{1}{\sqrt{2}}(|0\rangle + |1\rangle)$, note that, for $k \in \mathbb{N}$,

$${}_cR_z\left(\frac{1}{2^k}\right)(|+\rangle|x\rangle) = \frac{1}{\sqrt{2}}\left(|0\rangle|x\rangle + \exp\left\{\frac{2i\pi x}{2^k}\right\}|1\rangle|x\rangle\right)$$

Indeed, either $x = 0$ and then $|x\rangle = |0\rangle$ so that

$${}_cR_z\left(\frac{1}{2^k}\right)(|+\rangle|x\rangle) = \frac{1}{\sqrt{2}}(|0\rangle|0\rangle + |1\rangle|0\rangle),$$

or $x = 1$ and hence

$${}_cR_z\left(\frac{1}{2^k}\right)(|+\rangle|x\rangle) = \frac{1}{\sqrt{2}}\left(|0\rangle|1\rangle + \exp\left\{\frac{2i\pi}{2^k}\right\}|1\rangle|1\rangle\right).$$

The gate ${}_cR_z(\alpha)$ applies to two qubits where the first one constitutes what is called an ancilla qubit since it controls the computation. From there one should define the ancilla register that is composed of all the qubits that are used as controlled qubits.

2.3.1. The case where with m ancilla qubits and $\mathbf{x}^\top \mathbf{w} \in \{0, \dots, 2^m - 1\}$. The first part of the circuit consists of applying Hadamard gates on the ancilla register $|0\rangle^{\otimes m}$, which produces

$$(2.4) \quad H^{\otimes m} |0\rangle^{\otimes m} |\mathbf{x}\rangle = \left(\frac{1}{\sqrt{2^m}} \sum_{j=0}^{2^m-1} |j\rangle \right) \otimes |\mathbf{x}\rangle.$$

The goal here is then to encode as a phase the result of the inner product $\mathbf{x}^\top \mathbf{w}$. With the binary approximation (2.3) for $|\mathbf{x}\rangle$ and m ancilla qubits, define for $l \in \{1, \dots, m\}$, $j \in \{0, \dots, n-1\}$ and $k \in \{1, \dots, p\}$, ${}_cR_z^{l,j,k}(\alpha)$, the ${}_cR_z(\alpha)$ matrix applied to the qubit $|x_{j,k}\rangle$ with the l -th qubit of the ancilla register as control. Finally, introduce the unitary operator

$$(2.5) \quad U_{\mathbf{w},m} := \prod_{l=0}^{m-1} \left\{ \prod_{j=0}^{n-1} \prod_{k=1}^p {}_cR_z^{m-l,j,k} \left(\frac{w_j}{2^{m+k}} \right) \right\}^{m-l}.$$

Proposition 2.2. *The following identity holds for all $n, p, m \in \mathbb{N}$:*

$$(2.6) \quad U_{\mathbf{w},m} H^{\otimes m} |0\rangle^{\otimes m} |\mathbf{x}\rangle = \left(\frac{1}{\sqrt{2^m}} \sum_{j=0}^{2^m-1} \exp\left\{2i\pi j \frac{\tilde{\mathbf{x}}^\top \mathbf{w}}{2^m}\right\} |j\rangle \right) \otimes |\mathbf{x}\rangle,$$

where

$$\tilde{\mathbf{x}}^\top \mathbf{w} := \sum_{j=0}^{n-1} w_j \sum_{k=1}^p \frac{x_{j,k}}{2^k}$$

is the p -binary approximation of $\mathbf{x}^\top \mathbf{w}$.

Proof. We prove the proposition for the case $n = p = m = 2$ for simplicity and it is clear that the general proof is analogous. Therefore we consider $U_{\mathbf{w},2} := \left\{ \prod_{j=0}^1 \prod_{k=1}^2 cR_z^{2,j,k} \left(\frac{w_j}{2^{2+k}} \right) \right\}^2 \prod_{j=0}^1 \prod_{k=1}^2 cR_z^{1,j,k} \left(\frac{w_j}{2^{2+k}} \right)$. First, we have

$$\prod_{j=0}^1 \prod_{k=1}^2 cR_z^{1,j,k} \left(\frac{w_j}{2^{2+k}} \right) \otimes \left(\frac{1}{\sqrt{2^2}} \sum_{j=0}^{2^2-1} |j\rangle \right) \otimes |\mathbf{x}\rangle = \frac{1}{\sqrt{2^2}} (|0\rangle + |1\rangle) \left(|0\rangle + \exp \left\{ 2i\pi \frac{\tilde{\mathbf{x}}^\top \mathbf{w}}{2^2} \right\} |1\rangle \right) \otimes |\mathbf{x}\rangle,$$

result to which we apply $\left\{ \prod_{j=0}^1 \prod_{k=1}^2 cR_z^{2,j,k} \left(\frac{w_j}{2^{2+k}} \right) \right\}^2$ which yields

$$\frac{1}{\sqrt{2^2}} \left(|0\rangle + \exp \left\{ 2i\pi 2 \frac{\tilde{\mathbf{x}}^\top \mathbf{w}}{2^2} \right\} |1\rangle \right) \otimes \left(|0\rangle + \exp \left\{ 2i\pi \frac{\tilde{\mathbf{x}}^\top \mathbf{w}}{2^2} \right\} |1\rangle \right) \otimes |\mathbf{x}\rangle,$$

achieving the proof of (2.6). \square

From the definition of the Quantum Fourier transform in (A.3), if $\tilde{\mathbf{x}}^\top \mathbf{w} = k \in \{0, \dots, 2^m - 1\}$, the resulting state is

$$U_{\mathbf{w},m} \left((H^{\otimes m} |00\rangle) \otimes |\mathbf{x}\rangle \right) = ({}_q\mathcal{F} |k\rangle) \otimes |\mathbf{x}\rangle = ({}_q\mathcal{F} |\tilde{\mathbf{x}}^\top \mathbf{w}\rangle) \otimes |\mathbf{x}\rangle.$$

Thus only applying the Quantum Inverse Fourier Transform would be enough to retrieve $|\tilde{\mathbf{x}}^\top \mathbf{w}\rangle$. The pseudo-code is detailed in Algorithm 1 and the quantum circuit in the case $n = p = m = 2$ is depicted in Figure 2 (and detailed in Example 2.3).

Algorithm 1 Quantum Inner Product (QIP) ($\mathbf{w}, \mathbf{x}, U_{\mathbf{w},m}, m, p, \varepsilon$)

Input: $\mathbf{w} \in [-1, 1]^n, \mathbf{x} \in [0, 1]^n, \varepsilon > 0$ the probability to mismeasure $\mathbf{x}^\top \mathbf{w}$, $U_{\mathbf{w},m}$ unitary matrix, m the number of ancilla qubits, p the precision used for the binary fraction of each component of \mathbf{x} , together with the constraint $\mathbf{x}^\top \mathbf{w} \in \{0, \dots, 2^m - 1\}$.

Procedure:

1. $|0\rangle^{\otimes m} |\mathbf{x}\rangle$ \triangleright Initial state with $|0\rangle^{\otimes m}$ as ancilla register and $|\mathbf{x}\rangle$ as data made of $n \times p$ qubits
 2. $|0\rangle^{\otimes m} |\mathbf{x}\rangle \mapsto H^{\otimes m} |0\rangle^{\otimes m} |\mathbf{x}\rangle = \frac{1}{\sqrt{2^m}} \sum_{j=0}^{2^m-1} |j\rangle |\mathbf{x}\rangle$ \triangleright Apply Hadamard gates to the m ancillas register
 3. $\longrightarrow \frac{1}{\sqrt{2^m}} \sum_{j=0}^{2^m-1} \exp \left\{ 2i\pi j \frac{\tilde{\mathbf{x}}^\top \mathbf{w}}{2^m} \right\} |j\rangle |\mathbf{x}\rangle$ \triangleright Apply $U_{\mathbf{w},m}$
 4. $\longrightarrow |\tilde{\mathbf{x}}^\top \mathbf{w}\rangle |\mathbf{x}\rangle$ \triangleright Apply the inverse QFT where $|\tilde{\mathbf{x}}^\top \mathbf{w}\rangle$ is a p -qubit approximation of $\tilde{\mathbf{x}}^\top \mathbf{w}$
 5. $\longrightarrow |\tilde{\mathbf{x}}^\top \mathbf{w}\rangle$ \triangleright Measure $\tilde{\mathbf{x}}^\top \mathbf{w}$ with a probability at least $1 - \varepsilon$
- return Output:** $\tilde{\mathbf{x}}^\top \mathbf{w}$
-

Example 2.3. To understand the computations performed by the quantum gates, consider the case where $n = p = 2$. Therefore we only need 2×2 qubits to represent each element of the dataset which constitute the main register. Introduce an ancilla register composed of $m = 2$ qubits each initialised at $|0\rangle$, and suppose that the input state on the main register is $|\mathbf{x}\rangle$. The goal here is then to encode as a phase the result of the inner product $\mathbf{x}^\top \mathbf{w}$ where $\mathbf{w} = (w_0, w_1)^\top$. So in this exemple the entire wave function combining both the main register's qubits and the ancilla register's qubits is encoded in 6 qubits. By denoting $cR_z^{1,j,k}(\alpha)$ the $cR_z(\alpha)$ matrix applied to the first qubit of the ancilla register and the qubit $|x_{j,k}^1\rangle$, and $cR_z^{2,j,k}(\alpha)$ the $cR_z(\alpha)$ matrix applied to the second qubit of the ancilla register and the qubit $|x_{j,k}^2\rangle$. Using the gates in (2.5), namely

$$U_{\mathbf{w},1} = \prod_{j=0}^1 \prod_{k=1}^2 cR_z^{1,j,k} \left(\frac{w_j}{2^{1+k}} \right) \quad \text{and} \quad U_{\mathbf{w},2} = \left\{ \prod_{j=0}^1 \prod_{k=1}^2 cR_z^{2,j,k} \left(\frac{w_j}{2^{2+k}} \right) \right\}^2 \prod_{j=0}^1 \prod_{k=1}^2 cR_z^{1,j,k} \left(\frac{w_j}{2^{2+k}} \right).$$

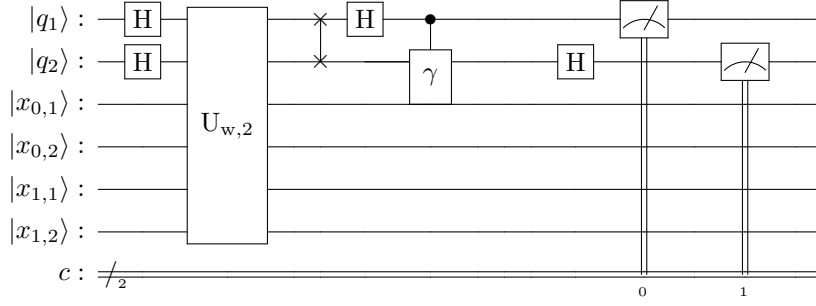


FIGURE 2. QIP circuit for $m = 2$ ancilla qubits. The c line represents the classical register from which we retrieve the outcomes of the measurements. The controlled gate γ performs as $C(\gamma) : |q_1\rangle |q_2\rangle \mapsto \mathbf{1}_{|q_1\rangle=|1\rangle}(|q_1\rangle) |1\rangle \otimes e^{-i\frac{\pi}{4}} |q_2\rangle + \mathbf{1}_{|q_1\rangle=|0\rangle}(|q_1\rangle) |0\rangle \otimes |q_2\rangle$

Remark 2.4. There is an interesting and potentially very useful difference here between the quantum and the classical versions of a feedforward neural network; in the former, the input \mathbf{x} is not lost after running the circuit, while this information is lost in the classical setting. This in particular implies that it can be used again for free in the quantum setting.

2.3.2. *The case $\mathbf{x}^\top \mathbf{w} \notin \{0, \dots, 2^m - 1\}$.* What happens if $\tilde{\mathbf{x}}^\top \mathbf{w}$ is not a integer and $\tilde{\mathbf{x}}^\top \mathbf{w} \geq 0$? Again, the short answer is that we are able to obtain a good approximation of $\tilde{\mathbf{x}}^\top \mathbf{w}$, which is already an approximation of the true value of the inner product $\mathbf{x}^\top \mathbf{w}$. Indeed, with the gates constructed above, QIP performs exactly like QPE. Just a quick comparison between what is obtained at stage 3 of the QPE Algorithm (Algorithm 2) and the output obtained at the third stage of the QIP (2.6) would be enough to state that the QIP is just an application of the QPE procedure. Thus $\left\{ \prod_{j=0}^{n-1} \prod_{k=1}^p cR_z^{1,j,k} \left(\frac{w_j}{2^{m+k}} \right) \right\}$ is a unitary matrix such that $|1\rangle \otimes |\mathbf{x}\rangle$ is an eigenvector of eigenvalue $\exp \left\{ 2i\pi \frac{\tilde{\mathbf{x}}^\top \mathbf{w}}{2^m} \right\}$.

Let $\phi := \frac{1}{2^m} \tilde{\mathbf{x}}^\top \mathbf{w}$; the QPE procedure (Appendix A.2) can only estimate $\phi \in [0, 1)$. Firstly $\phi \leq 0$ can happen and secondly $|\phi| \geq 1$ can also happen. Therefore such circumstances have to be addressed. One first step would be to have $\mathbf{w} \in [-1, 1]^n$, so that $|\tilde{\mathbf{x}}^\top \mathbf{w}| \leq n$. Then one should have m (the number of ancillas) large enough so that

$$(2.7) \quad \left| \frac{\tilde{\mathbf{x}}^\top \mathbf{w}}{2^m} \right| \leq 1,$$

which produces $m \geq \log_2(n)$. Having these constraints respected, one obtains $|\phi| \leq 1$, which is not enough since we should have $\phi \in [0, 1)$ instead. The main idea behind solving that is based on computing $\frac{\tilde{\mathbf{x}}^\top \mathbf{w}}{2}$ instead of $\tilde{\mathbf{x}}^\top \mathbf{w}$ which means dividing by 2 all the parameters of the $cR_z^{m,j,k}$ gates. Indeed with (2.7), we have $-2^m \leq \tilde{\mathbf{x}}^\top \mathbf{w} \leq 2^m$, and thus $-2^{m-1} \leq \frac{1}{2} \tilde{\mathbf{x}}^\top \mathbf{w} \leq 2^{m-1}$.

- In the case where $\tilde{\mathbf{x}}^\top \mathbf{w} \geq 0$ we have $\frac{\tilde{\mathbf{x}}^\top \mathbf{w}}{2} \in [0, 2^{m-1}]$ and then by defining $\tilde{\phi}^+ := \frac{1}{2^m} \frac{\tilde{\mathbf{x}}^\top \mathbf{w}}{2}$ we then obtain $\tilde{\phi}^+ \in [0, \frac{1}{2}]$, therefore the QPE can produce an approximation of $\tilde{\phi}^+$ as put forward in Algorithm 2 which then can be multiplied by 2^{m+1} to retrieve $\tilde{\mathbf{x}}^\top \mathbf{w}$.
- In the case where $\tilde{\mathbf{x}}^\top \mathbf{w} \leq 0$, then $\frac{\tilde{\mathbf{x}}^\top \mathbf{w}}{2} \in [-2^{m-1}, 0]$. As above, $|1\rangle \otimes |\mathbf{x}\rangle$ is an eigenvector of $\left\{ \prod_{j=0}^{n-1} \prod_{k=1}^p cR_z^{1,j,k} \left(\frac{w_j}{2^{m+k}} \right) \right\}$ with corresponding eigenvalue $\exp \left\{ 2i\pi \frac{\tilde{\mathbf{x}}^\top \mathbf{w}}{2^m} \right\} = \exp \left\{ 2i\pi \left[1 + \frac{\tilde{\mathbf{x}}^\top \mathbf{w}}{2^m} \right] \right\}$. Defining $\tilde{\phi}^- := \frac{1}{2^m} \left(2^m + \frac{\tilde{\mathbf{x}}^\top \mathbf{w}}{2} \right) = 1 + \frac{1}{2^m} \frac{\tilde{\mathbf{x}}^\top \mathbf{w}}{2}$ we then obtain $\tilde{\phi}^- \in [\frac{1}{2}, 1]$ which a QPE procedure can estimate and from which we can retrieve $\tilde{\mathbf{x}}^\top \mathbf{w}$.

For values of ϕ measured in $[0, \frac{1}{2}) \cup (\frac{1}{2}, 1)$ we are sure about the associated value of the inner product. This means that for a fixed \mathbf{x} , the map

$$f : \left[0, \frac{1}{2} \right) \cup \left(\frac{1}{2}, 1 \right) \ni \phi \mapsto \tilde{\mathbf{x}}^\top \mathbf{w} \in [-n, n]$$

is injective. A measurement output equal to *half* could mean either that $\tilde{\mathbf{x}}^\top \mathbf{w} = 2^m$ or $\tilde{\mathbf{x}}^\top \mathbf{w} = -2^m$, which could be prevented for $\mathbf{w} \in [-1, 1]^n$ and m large enough such that $n < 2^m$. Under these circumstances, f can be extended to an injective function on $[0, 1)$, with 1 being excluded since the QPE can only estimate values in $[0, 1)$.

2.4. Quantum activation function. We consider an activation function $\sigma : \mathbb{R} \rightarrow \mathbb{R}$. A classical example is the sigmoid $\sigma(x) := (1 + e^{-x})^{-1}$. The goal here is to build a circuit performing the transformation $|x\rangle \mapsto |\sigma(x)\rangle$ where $|x\rangle$ and $|\sigma(x)\rangle$ are the quantum encoded versions of their classical counterparts as in Section 2.2. Again, we shall appeal to the Quantum Phase Estimation algorithm. For a q -qubit state $|x\rangle = |x_1 \dots x_q\rangle \in \mathbb{C}^{2^q}$, we wish to build a matrix $U \in \mathcal{M}_{2^q}(\mathbb{C})$ such that

$$U|x\rangle = e^{2i\pi\sigma(x)}|x\rangle.$$

Considering

$$U := \text{Diag} \left(e^{2i\pi\sigma(0)}, e^{2i\pi\sigma(1)}, e^{2i\pi\sigma(2)}, \dots, e^{2i\pi\sigma(2^q-1)} \right),$$

then, for m ancilla qubits, the Quantum Phase estimation yields

$$\text{QPE} : |0\rangle^{\otimes m} \otimes |x\rangle \mapsto |\widetilde{\sigma(x)}\rangle \otimes |x\rangle,$$

where again $\widetilde{\sigma(x)}$ is the m -bit binary fraction approximation for $\sigma(x)$ as detailed in Algorithm 2. In Figure 3, we can see that the information flows from $|\mathbf{x}\rangle = |x_{0,1}x_{1,1}x_{2,1}x_{3,1}\rangle$ to the register attached to $|q_2\rangle$ to obtain the inner product and from the register $|q_2\rangle$ to $|q_1\rangle$ for the activation of the inner product. This explains why only measuring the register $|q_1\rangle$ is enough to retrieve $\sigma(\tilde{\mathbf{x}}^\top \mathbf{w})$.

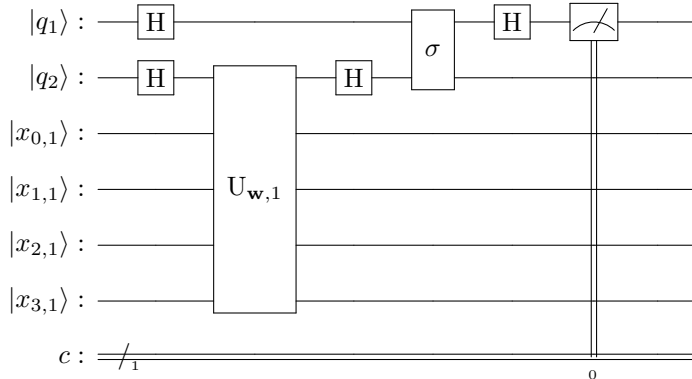


FIGURE 3. Quantum single neuron for $|\mathbf{x}\rangle \in \mathbb{C}^{2^4}$, one ancilla qubit $|q_2\rangle$ for the QIP implemented via the controlled gate $U_{\mathbf{w},1}$ for $w \in [-1, 1]^4$, and one ancilla qubit $|q_1\rangle$ for the activation function σ .

3. QUANTUM GAN ARCHITECTURE

A Generative Adversarial Network (GAN) is a network composed of two neural networks. In a classical setting, two agents, the generator and the discriminator, compete against each other in a zero-sum game [21], playing in turns to improve their own strategy; the generator tries to fool the discriminator while the latter aims at correctly distinguishing real data (from a training database) from generated ones. As put forward in [15], the generative model can be thought of as an analogue to a team of counterfeiters, trying to produce fake currency and use it without detection, while the discriminator plays the role of the police, trying to detect the counterfeit currency. Competition in this game drives both teams to improve their methods until the counterfeits are indistinguishable from the genuine articles. Under reasonable assumptions (the strategy spaces of the agents are compact and convex) the game has a unique (Nash) equilibrium point, where the generator is able to reproduce exactly the target data distribution. Therefore, in a classical setting, the generator \mathbf{G} , parameterised by a vector of parameters θ_G , produces a random variable X_{θ_G} , which we can write as the map

$$\mathbf{G} : \theta_G \rightarrow X_{\theta_G}.$$

The goal of the discriminator \mathbf{D} , parameterised by θ_D , is to distinguish samples \mathbf{x}_{θ_G} of X_{θ_G} from $\mathbf{x}_{Real} \in \mathcal{D}$, where \mathbf{x}_{Real} has been sampled from the underlying distribution $\mathbb{P}_{\mathcal{D}}$ of the database \mathcal{D} . The map \mathbf{D} thus reads

$$\mathbf{D} : \mathbf{x}_{\theta_G}, \theta_D \mapsto \mathbb{P}_{\theta_D}(\mathbf{x}_{\theta_G} \text{ sampled from } \mathbb{P}_{\mathcal{D}}).$$

We aim here at mimicking this classical GAN architecture into quantum version. Not surprisingly, we first build a quantum discriminator, followed by a quantum version of the generator, and we finally develop the quantum equivalent of the zero-sum game, defining an objective loss function acting on quantum states.

3.1. Quantum discriminator. In the case of a fully connected quantum GAN - which we study here - where both the discriminator and generator are quantum circuits, one of the main differences between a classical GAN and a QuGAN lays in the input of the discriminator. Indeed, as said above, in a classical discriminator the input is a sample \mathbf{x}_{θ_G} generated by the generator \mathbf{G} , whereas in a quantum discriminator the input is a wave function

$$(3.1) \quad |v_{\theta_G}\rangle = \sum_{j=0}^{2^n-1} v_{j,\theta_G} |j\rangle$$

generated by a quantum generator. In such a setting, the goal is to create a wave function of the form (3.1) which is a physical way of encoding a given discrete distribution, namely

$$(3.2) \quad \mathbb{P}(|v_{\theta_G}\rangle = |j\rangle) = |v_{j,\theta_G}|^2 = p_j, \quad \text{fo each } j = 0, \dots, 2^n - 1,$$

where $(p_j)_{j=0,\dots,2^n-1} \in [0, 1]^{2^n}$ with $\sum_{j=0}^{2^n-1} p_j = 1$. We choose here a simple architecture for the discriminator, as a quantum version of a perceptron with a sigmoid activation function (Figure 4).

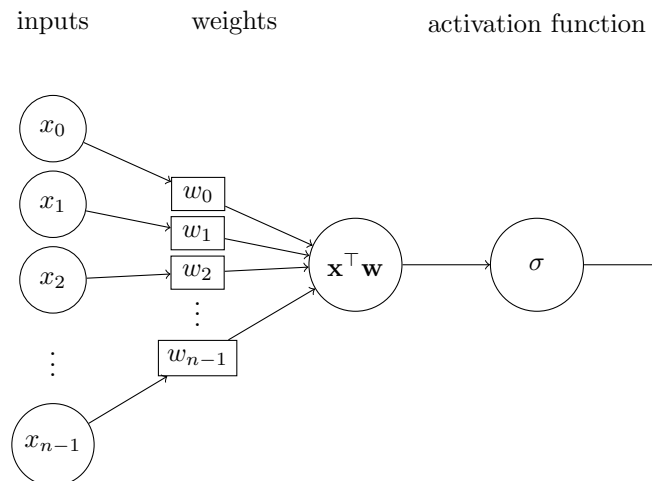


FIGURE 4. Classical perceptron mapping $\mathbf{x} \in \mathbb{R}^n$ to $\sigma(\mathbf{x}^T \mathbf{w}) \in \mathbb{R}$.

This approach of building the circuit is new since in the papers that use quantum discriminators, the circuits that are used are what is called ansatz circuits [5], in other words generic circuits built with layers of rotation gates and controlled rotation gates (see (3.6) and (3.7) below for the definition of these gates). Such ansatz circuits are therefore parameterised circuits as put forward in [7], where generally an interpretation on the circuit's architecture performing as a classifying neural network cannot be made. As pointed out in [5], the architectures of both the generator and the discriminator are the same, which on the one hand solves the issue of having to monitor whether there is an imbalance in terms of expressivity between the generator and the discriminator, however on the other hand it prevents us from being able to give a straightforward interpretation for the given architectures.

The main task here is then to translate these classical computations to a quantum input for the discriminator. This challenge has been taken up in both 2.3 and 2.4 where we have built from scratch a quantum perceptron which performs exactly like a classical perceptron. There is however one main difference in terms of interpretation: let the wave function (3.1) be the input for the discriminator with $N = 2^n$ and, for $j = \overline{j_1 \dots j_n}$ (defined in (A.4)), define $\phi_j := (j_1, \dots, j_n)$. Denote $\mathfrak{D}(\mathbf{w}) \in \mathcal{M}_{2^{n+m_1+m_2}}(\mathbb{C})$

the transformation performed by the entire quantum circuit depicted in Figure 5, where $\mathfrak{D}(\mathbf{w})$ is unitary and $\mathbf{w} \in \mathbb{R}^n$, namely for $m_1 + m_2$ ancilla qubits,

$$\mathfrak{D}(\mathbf{w}) |0\rangle^{\otimes m_1+m_2} |j\rangle = |\sigma(\phi_j^\top \mathbf{w})\rangle |\phi_j^\top \mathbf{w}\rangle |j\rangle,$$

where $|\sigma(\phi_j^\top \mathbf{w})\rangle \in \mathbb{C}^{2^{m_1}}$ and $|\phi_j^\top \mathbf{w}\rangle \in \mathbb{C}^{2^{m_2}}$ and where we only measure $|\sigma(\phi_j^\top \mathbf{w})\rangle$. Thus, for the input (3.1), the discriminator outputs the wave function (with $m_1 + m_2$ ancilla qubits)

$$(3.3) \quad \mathfrak{D}(\mathbf{w}) |0\rangle^{\otimes m_1+m_2} |v_{\theta_G}\rangle = \sum_{j=0}^{2^n-1} v_{j,\theta_G} |\sigma(\phi_j^\top \mathbf{w})\rangle |\phi_j^\top \mathbf{w}\rangle |j\rangle.$$

Therefore, in a QuGAN setting the goal for the discriminator is to distinguish the target wave function $|\psi_{\text{target}}\rangle$ from the generated one $|v_{\theta_G}\rangle$.

Example 3.1. As an example, consider $m_2 = 1$ ancilla qubit for the inner product, $m_1 = 1$ ancilla qubit for the activation, $|\psi_{\text{target}}\rangle = \psi_0 |0\rangle + \psi_1 |1\rangle$ and $|v_{\theta_G}\rangle = v_{0,\theta_G} |0\rangle + v_{1,\theta_G} |1\rangle$. As we only measure the outcome produced by the activation function, the only possible outcomes are $|0\rangle$ and $|1\rangle$. Therefore, measuring the output of the discriminator only consists of a projection on either $|0\rangle$ or $|1\rangle$. Define these projectors

$$\Pi_0 := |0\rangle\langle 0| \otimes \mathbb{I}_d^{\otimes m_2+n} \in \mathcal{M}_{2^{m_1+n+m_2}}(\mathbb{C}) \quad \text{and} \quad \Pi_1 := |1\rangle\langle 1| \otimes \mathbb{I}_d^{\otimes m_2+n} \in \mathcal{M}_{2^{m_1+n+m_2}}(\mathbb{C}),$$

where $m_2 = 1$ and $n = 1$ since in our toy example the wave functions encoding the distributions are 1-qubit distributions. Interpreting measuring $|0\rangle$ as labelling the input distribution *Fake* and measuring $|1\rangle$ as labelling it *Real*, the optimal discriminator with parameter \mathbf{w}^* would perform as

$$(3.4) \quad \begin{aligned} \mathbb{P} \left(\mathfrak{D}(\mathbf{w}^*) |0\rangle^{\otimes m_1+m_2} |v_{\theta_G}\rangle = |0\rangle \otimes \sum_{j=0}^{2^n-1} v_{j,\theta_G} |\phi_j^\top \mathbf{w}^*\rangle |j\rangle \right) &= \left\| \Pi_0 \mathfrak{D}(\mathbf{w}^*) |0\rangle^{\otimes m_1+m_2} |v_{\theta_G}\rangle \right\|^2 = 1, \\ \mathbb{P} \left(\mathfrak{D}(\mathbf{w}^*) |0\rangle^{\otimes m_1+m_2} |\psi_{\text{target}}\rangle = |1\rangle \otimes \sum_{j=0}^{2^n-1} \psi_j |\phi_j^\top \mathbf{w}^*\rangle |j\rangle \right) &= \left\| \Pi_1 \mathfrak{D}(\mathbf{w}^*) |0\rangle^{\otimes m_1+m_2} |\psi_{\text{target}}\rangle \right\|^2 = 1, \end{aligned}$$

where still in our toy example we have $n = 1$, $m_1 = 1$ and $m_2 = 1$. Here n could be any positive integer. We illustrate the circuit in Figure 5.

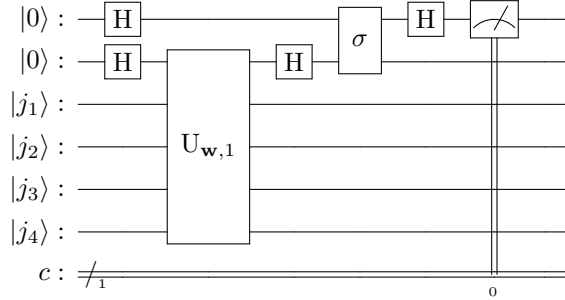


FIGURE 5. Quantum perceptron with $\mathbf{w} \in \mathbb{R}^4$ and one ancilla qubit for the inner product ($m_2 = 1$) and one ancilla qubit for the activation ($m_1 = 1$). Here we only measure the result produced by the activation function.

3.1.1. *Bloch sphere representation.* The Bloch sphere [31] is an important in Quantum Computing, providing a geometrical representation of pure states. In our case, it yields a geometric visualisation of the way an optimal quantum discriminator works as it separates the two complementary regions

$$(3.5) \quad \begin{aligned} \mathcal{R}_F &:= \left\{ \sum_{i=0}^{2^{m-1}-1} \alpha_i |i\rangle \text{ such that } \sum_{i=0}^{2^{m-1}-1} |\alpha_i|^2 = 1 \right\}, \\ \mathcal{R}_T &:= \left\{ \sum_{i=2^{m-1}}^{2^m-1} \alpha_i |i\rangle \text{ such that } \sum_{i=2^{m-1}}^{2^m-1} |\alpha_i|^2 = 1 \right\}, \end{aligned}$$

where $m := m_1 + m_2 + n$ is the total number of qubits for the inputs of the discriminator. The optimal discriminator $\mathfrak{D}(\mathbf{w}^*)$ would perform as

$$\mathfrak{D}(\mathbf{w}^*) |Fake\rangle \in \mathcal{R}_F \quad \text{and} \quad \mathfrak{D}(\mathbf{w}^*) |Real\rangle \in \mathcal{R}_T, \quad \text{almost surely,}$$

where $|Fake\rangle := |0\rangle|0\rangle|v_{\theta_G}\rangle$ and $|Real\rangle := |0\rangle|0\rangle|\psi_{\text{target}}\rangle$. Now, the challenge lays in finding such an optimal discriminator, however one should note that the nature of the state $|Fake\rangle$ plays a major role in finding such a discriminator. Therefore, in the following part we focus on the generator responsible for generating $|Fake\rangle$.

Example 3.2. Consider Example 3.1 with $(\psi_0, \psi_1) = (\frac{1}{\sqrt{2}}, \frac{1}{\sqrt{2}})$ and $(v_{0,\theta_G}, v_{1,\theta_G}) = (\frac{\sqrt{3}}{2}, \frac{1}{2})$. The states $|\psi_{\text{target}}\rangle$ and $|v_{\theta_G}\rangle$ are shown in Figure 6. The wave function produced by the discriminator is composed of three qubits ($m_1 = 1$, $m_2 = 1$ and $n = 1$ qubit for the input wave function (3.3)), therefore one optimal transformation for the discriminator having $|\psi_{\text{target}}\rangle$ as an input is one such that the first qubit never collapses onto the state $|0\rangle$.

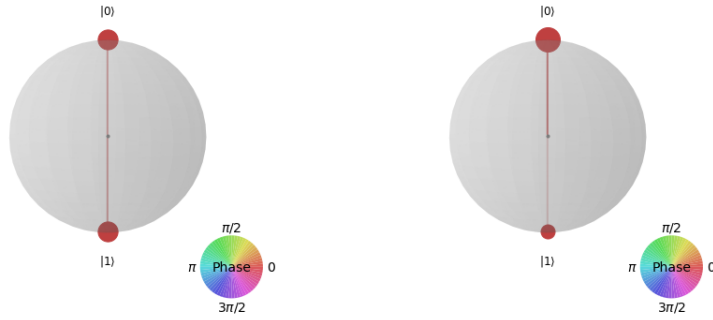


FIGURE 6. Bloch spheres representations for $|\psi_{\text{target}}\rangle$ (left) and $|v_{\theta_G}\rangle$ (right) where there is no phase shift between $|0\rangle$ and $|1\rangle$ and where the sizes of the lobes are proportional to the probability of measuring the associated states.

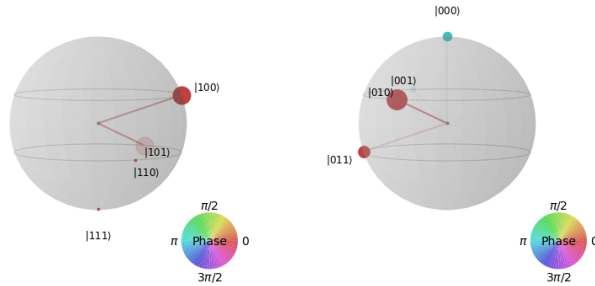


FIGURE 7. Left: $\mathfrak{D}(w_1^*)|0\rangle|0\rangle|\psi_{\text{target}}\rangle$. Total system post one optimal discriminator transformation. As we can see here the first qubit never collapses onto $|0\rangle$ and therefore such a discriminator is optimal at labelling $|\psi_{\text{target}}\rangle$ as *Real*. Right: $\mathfrak{D}(w_2^*)|0\rangle|0\rangle|v_{\theta_G}\rangle$. Total system post one optimal discriminator transformation. As we can see here the first qubit never collapses onto $|1\rangle$ and therefore such a discriminator is optimal at labelling $|v_{\theta_G}\rangle$ *Fake*.

3.2. Quantum generator. The quantum generator is a quantum circuit producing a wave function that encodes a discrete distribution. Such a circuit takes as an input the ground state $|0\rangle \otimes^{n-m_1-m_2}$ and outputs a wave function $|v_{\theta_G}\rangle$ parameterised by θ_G , the set of parameters for the discriminator. We recall here a few quantum gates that will be key to constructing a quantum generator. Recall that a quantum gate can be viewed as a unitary matrix; of particular interest will be gates acting on two (or more) qubits,

as it allows quantum entanglement, thus fully leveraging the power of quantum computing. The NOT gate X acts on one qubit and is represented as

$$X = \begin{pmatrix} 0 & 1 \\ 1 & 0 \end{pmatrix},$$

so that $X|0\rangle = |1\rangle$ and $X|1\rangle = |0\rangle$. The R_Y is a one-qubit gate represented by the matrix

$$(3.6) \quad R_Y(\theta) := \begin{pmatrix} \cos\left(\frac{\theta}{2}\right) & -\sin\left(\frac{\theta}{2}\right) \\ \sin\left(\frac{\theta}{2}\right) & \cos\left(\frac{\theta}{2}\right) \end{pmatrix},$$

thus performing as

$$R_Y(\theta)|0\rangle = \cos\left(\frac{\theta}{2}\right)|0\rangle + \sin\left(\frac{\theta}{2}\right)|1\rangle \quad \text{and} \quad R_Y(\theta)|1\rangle = \cos\left(\frac{\theta}{2}\right)|1\rangle - \sin\left(\frac{\theta}{2}\right)|0\rangle.$$

The ${}_cR_Y$ Gate is the controlled version of the R_Y gate, acting on two qubits, one control qubit and one transformed qubit, producing quantum entanglement. The R_Y transformation applies on the second qubit only when provided the control qubit is in $|1\rangle$, otherwise leaves the second qubit unaltered. Its matrix representation is

$$(3.7) \quad {}_cR_Y(\theta) = \begin{pmatrix} 1 & 0 & 0 & 0 \\ 0 & 1 & 0 & 0 \\ 0 & 0 & \cos\left(\frac{\theta}{2}\right) & -\sin\left(\frac{\theta}{2}\right) \\ 0 & 0 & \sin\left(\frac{\theta}{2}\right) & \cos\left(\frac{\theta}{2}\right) \end{pmatrix}.$$

Given n qubits let $\mathbf{X} := (X_1 \dots X_n)$ be a random vector taking values in $\mathcal{X}_n := \{0, 1\}^n$. Set

$$p_{\mathbf{x}} := \mathbb{P}[\mathbf{X} = \mathbf{x}], \quad \text{for } \mathbf{x} \in \mathcal{X}_n.$$

When building the generator we are looking for a quantum circuit that implements the transformation

$$|0\rangle^{\otimes n} \mapsto \sum_{\mathbf{x} \in \{0,1\}^n} \sqrt{p_{\mathbf{x}}} e^{i\theta_{\mathbf{x}}} |\mathbf{x}\rangle.$$

We could follow a classical algorithm. For $1 \leq k \leq n$, let $\mathbf{x}_{:k} := (x_1, \dots, x_k)$ and, given $\mathbf{x} \in \mathcal{X}_n$,

$$(3.8) \quad q_{\mathbf{x}_{:k}} := \begin{cases} \mathbb{P}[X_1 = 0], & \text{if } k = 1, \\ \mathbb{P}[X_k = 0 | \mathbf{X}_{:k-1} = \mathbf{x}_{:k-1}], & \text{if } 2 \leq k \leq n. \end{cases}$$

We then proceed by induction: start with a random draw of \mathbf{X}_1 as a Bernoulli sample with failure probability $q_{\mathbf{x}_1}$. Assuming that $\mathbf{X}_{:k-1}$ has been sampled as $\mathbf{x}_{:k-1}$ for some $1 \leq k \leq n$, sample \mathbf{X}_k from a Bernoulli distribution with failure probability $q_{\mathbf{x}_{:k-1}}$. The quantum circuit will equivalently consist of n stages, where at each stage $1 \leq k \leq n$ we only work with the first k qubits, and at the end of each stage there is the correct distribution for the first k qubits in the sense that, upon measuring, their distribution coincides with that of $\mathbf{X}_{:k}$.

The first step is simple: a single Y -rotation of the first qubit with angle $\theta \in [0, \pi]$ satisfying $\cos\left(\frac{\theta}{2}\right) = \sqrt{q_{\mathbf{x}_1}}$. In other words, with $U_1 := R_Y(\theta)$, we map $|0\rangle$ to $U_1|0\rangle = \sqrt{q_{\mathbf{x}_1}}|0\rangle + \sqrt{1 - q_{\mathbf{x}_1}}|1\rangle$. Clearly, when measuring the first qubit, we obtain the correct law. Now, inductively, for $2 \leq k \leq n$, suppose the first $k-1$ qubits fixed, namely in the state

$$\sum_{\mathbf{x}_{:k-1} \in \mathcal{X}_{k-1}} \sqrt{p_{\mathbf{x}_{:k-1}}} |\mathbf{x}_{:k-1}\rangle |0\rangle^{\otimes n-k+1},$$

For each $\mathbf{x}_{:k-1} \in \mathcal{X}_{k-1}$, let $\theta_{\mathbf{x}_{:k-1}} \in [0, \pi]$ satisfy $\cos\left(\frac{1}{2}\theta_{\mathbf{x}_{:k-1}}\right) = \sqrt{q_{\mathbf{x}_{:k-1}}}$ and consider the gate $C_{\mathbf{x}_{:k-1}}$ acting on the first k qubits which is a $R_Y(\theta_x)$ on the last qubit k , controlled on whether the first $k-1$ qubits are equal to $\mathbf{x}_{:k-1}$. We then have have

$$(3.9) \quad C_{\mathbf{x}_{:k-1}} |\mathbf{y}\rangle |0\rangle = \begin{cases} \sqrt{q_{\mathbf{x}_{:k-1}}} |\mathbf{x}_{:k-1}\rangle |0\rangle + \sqrt{1 - q_{\mathbf{x}_{:k-1}}} |\mathbf{x}_{:k-1}\rangle |1\rangle, & \text{if } \mathbf{y} = \mathbf{x}_{:k-1}, \\ |\mathbf{y}\rangle |0\rangle, & \text{for } \mathbf{y} \neq \mathbf{x}_{:k-1}. \end{cases}$$

Therefore, defining $U_k := \prod_{\mathbf{x}_{:k-1} \in \mathcal{X}_{k-1}} C_{\mathbf{x}_{:k-1}}$, and noting that the order of multiplication does not affect the computations below, it follows that

$$U_k \sum_{\mathbf{x}_{:k-1} \in \mathcal{X}_{k-1}} \sqrt{p_{\mathbf{x}_{:k-1}}} |\mathbf{x}_{:k-1}\rangle |0\rangle^{\otimes n-k+1} = \sum_{\mathbf{x}_{:k-1} \in \mathcal{X}_{k-1}} \left\{ \sqrt{p_{\mathbf{x}_{:k-1}} q_{\mathbf{x}_{:k-1}}} |\mathbf{x}_{:k-1}\rangle + \sqrt{p_{\mathbf{x}_{:k-1}} (1 - q_{\mathbf{x}_{:k-1}})} |1\rangle \right\} |0\rangle \\ \sum_{\mathbf{x}_{:k} \in \mathcal{X}_k} \sqrt{p_{\mathbf{x}_{:k}}} |\mathbf{x}_{:k}\rangle |0\rangle^{\otimes n-k},$$

where the last equality follows from properties of conditional expectations since

$$p_{\mathbf{x}_{:k-1}} q_{\mathbf{x}_{:k-1}} = p_{\mathbf{x}_{:k-1}.0} \quad \text{and} \quad p_{\mathbf{x}_{:k-1}} (1 - q_{\mathbf{x}_{:k-1}}) = p_{\mathbf{x}_{:k-1}.1},$$

for $\mathbf{x}_{:k-1} \in \mathcal{X}_{k-1}$, $\mathbf{x}_{:k-1}.0 \in \mathcal{X}_k$ and $\mathbf{x}_{:k-1}.1 \in \mathcal{X}_k$ (see after (A.4) for the binary representation of decimals). This concludes the inductive step. The generator has therefore been built accordingly to a ‘classical’ algorithm, however only up until \mathcal{X}_2 (see Figure 8 for the architecture for qubits q_3 and q_2) to avoid to have a network that is too deep and therefore untrainable in a differentiable manner because of the barren plateau phenomenon [26]. Indeed, in order to build U_k from simple controlled gates (with only one control qubit) the number of gates is of order $\mathcal{O}(2^{k-1})$, making the generator deeper. Thus the number of gates we would have to use would be of order $\mathcal{O}(2^n)$, making the generator very expressive yet very hard to train.

Example 3.3. With $n = 4$, the architecture for our generator is depicted in Figure 8 and the full QuGAN (generator and discriminator) algorithm in Figure 9.

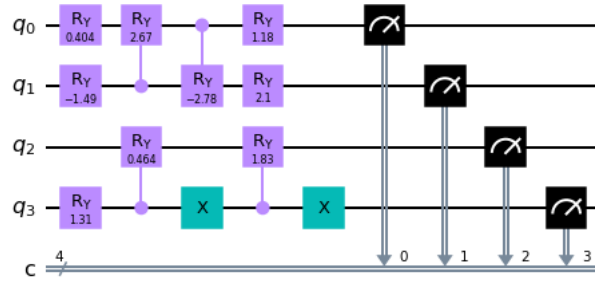


FIGURE 8. Entangled generator composed of R_Y , ${}_cR_Y$ and X gates, with parameters values for $\{\theta_1, \dots, \theta_9\}$ indicated alongside the gates.

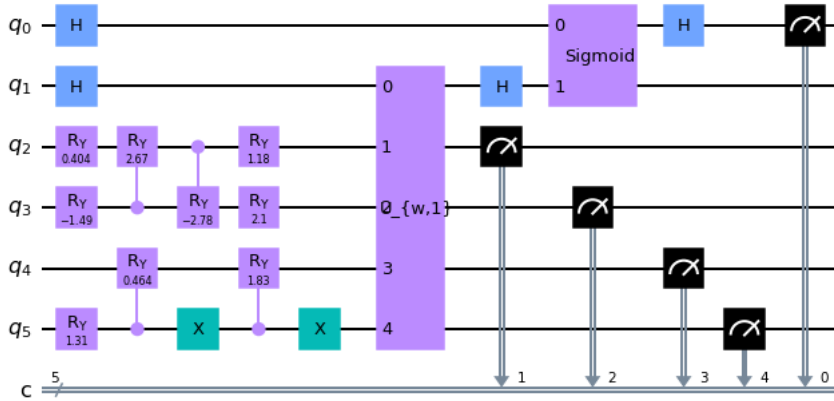


FIGURE 9. The entire associated entangled QuGAN.

3.3. Quantum adversarial game. In GANs the goal of the discriminator (D) is to discriminate real (R) data from the fake ones generated by the generator (G), while the goal of the latter is to fool the discriminator by generating fake data. Here both real and generated data are modeled as quantum states, respectively described by their wave functions $|\psi_{\text{target}}\rangle$ and $|v_{\theta_G}\rangle$. Define the objective function

$$\mathcal{S}(\theta_G, \mathbf{w}_D) := \mathbb{P}\left(\mathfrak{D}(\mathbf{w}_D) |0\rangle |0\rangle |\psi_{\text{target}}\rangle \in \mathcal{R}_T\right) - \mathbb{P}\left(\mathfrak{D}(\mathbf{w}_D) |0\rangle |0\rangle |v_{\theta_G}\rangle \in \mathcal{R}_T\right),$$

where the region \mathcal{R} is defined in (3.5). Here $\mathbb{P}(\mathfrak{D}(\mathbf{w}_D) |0\rangle |0\rangle |\psi_{\text{target}}\rangle \in \mathcal{R}_T)$ is the probability of labelling the real data $|0\rangle |0\rangle |\psi_{\text{target}}\rangle$ as real via the discriminator and $\mathbb{P}(\mathfrak{D}(\mathbf{w}_D) |0\rangle |0\rangle |v_{\theta_G}\rangle \in \mathcal{R}_T)$ is the probability of having the generator fool the discriminator. As stated in (3.4) for two ancilla qubits ($m_1 + m_2 = 2$, i.e. one qubit for inner product and one qubit for activation) we have

$$\mathbb{P}\left(\mathfrak{D}(\mathbf{w}_D) |0\rangle |0\rangle |\psi_{\text{target}}\rangle \in \mathcal{R}_T\right) = \|\Pi_1 \mathfrak{D}(\mathbf{w}_D) |0\rangle |0\rangle |\psi_{\text{target}}\rangle\|^2.$$

By defining the projection of the output of the discriminator onto \mathcal{R}_T ,

$$|\psi_{\text{out}, \text{target}, \mathbf{w}_D}\rangle := \Pi_1 \mathfrak{D}(\mathbf{w}_D) |0\rangle |0\rangle |\psi_{\text{target}}\rangle,$$

we can also write

$$\mathbb{P}\left(\mathfrak{D}(\mathbf{w}_D) |0\rangle |0\rangle |\psi_{\text{target}}\rangle \in \mathcal{R}_T\right) = \text{Tr}(\rho_{\text{out}, \text{target}, \mathbf{w}_D}),$$

where $\rho_{\text{out}, \text{target}, \mathbf{w}_D} := |\psi_{\text{out}, \text{target}, \mathbf{w}_D}\rangle \langle \psi_{\text{out}, \text{target}, \mathbf{w}_D}|$ is the density operator associated to $\psi_{\text{out}, \text{target}, \mathbf{w}_D}$. The same goes for the probability of fooling the discriminator, namely

$$\mathbb{P}\left(\mathfrak{D}(\mathbf{w}_D) |0\rangle |0\rangle |v_{\theta_G}\rangle \in \mathcal{R}_T\right) = \|\Pi_1 \mathfrak{D}(\mathbf{w}_D) |0\rangle |0\rangle |v_{\theta_G}\rangle\|^2 = \text{Tr}(\rho_{\text{out}, \theta_G, \mathbf{w}_D}),$$

where $|\psi_{\text{out}, \theta_G, \mathbf{w}_D}\rangle := \Pi_1 \mathfrak{D}(\mathbf{w}_D) |0\rangle |0\rangle |v_{\theta_G}\rangle$ and $\rho_{\text{out}, \theta_G, \mathbf{w}_D} := |\psi_{\text{out}, \theta_G, \mathbf{w}_D}\rangle \langle \psi_{\text{out}, \theta_G, \mathbf{w}_D}|$. The min-max game played by the Generative Adversarial network is therefore defined as the optimisation problem

$$(3.10) \quad \min_{\theta_G} \max_{\mathbf{w}_D} \mathcal{S}(\theta_G, \mathbf{w}_D).$$

Moreover, since \mathcal{S} is differentiable and given the architecture of our circuits, according to the shift rule formula [39], the partial derivatives of \mathcal{S} admit the closed-form representations

$$(3.11) \quad \begin{aligned} \nabla_{\theta_G} \mathcal{S}(\theta_G, \mathbf{w}_D) &= \frac{1}{2} \left\{ \mathcal{S}\left(\theta_G + \frac{\pi}{2}, \mathbf{w}_D\right) - \mathcal{S}\left(\theta_G - \frac{\pi}{2}, \mathbf{w}_D\right) \right\}, \\ \nabla_{\mathbf{w}_D} \mathcal{S}(\theta_G, \mathbf{w}_D) &= \frac{1}{2} \left\{ \mathcal{S}\left(\theta_G, \mathbf{w}_D + \frac{\pi}{2}\right) - \mathcal{S}\left(\theta_G, \mathbf{w}_D - \frac{\pi}{2}\right) \right\}, \end{aligned}$$

so that training will be based on stochastic gradient ascent and descent. The reason for a stochastic algorithm lies in the nature of $\mathcal{S}(\theta_G, \mathbf{w}_D)$, seen as the difference between two probabilities to estimate. A natural estimator for l measurements/observations is

$$\widehat{\mathcal{S}}(\theta_G, \mathbf{w}_D)_l := \frac{1}{l} \sum_{k=1}^l \mathbf{1}_{\{\mathfrak{D}(\mathbf{w}_D) |0\rangle |0\rangle |\psi_{\text{target}}^k\rangle \in \mathcal{R}_T\}} - \mathbf{1}_{\{\mathfrak{D}(\mathbf{w}_D) |0\rangle |0\rangle |v_{\theta_G}^k\rangle \in \mathcal{R}_T\}},$$

where $|\psi_{\theta_G}^k\rangle$ is the k -th wave function produced by the generator and $|\psi_{\text{target}}^k\rangle$ is the k -th copy for the target distribution.

Given the nature of the problem, two strategies arise: for fixed parameters θ_G , when training the discriminator, we first minimise the labelling error, ie.

$$\max_{\mathbf{w}_D} \mathcal{S}(\theta_G, \mathbf{w}_D),$$

which can be achieved by stochastic gradient ascent. Then, when training the generator the goal is to fool the discriminator, so that, for fixed \mathbf{w}_D , the target is

$$\min_{\theta_G} \mathcal{S}(\theta_G, \mathbf{w}_D),$$

performed by stochastic gradient descent.

Remark 3.4. In the classical GAN setting, this optimisation problem may fail to converge [16]. Over the past few years, progress has been made to improve the convergence quality of the algorithm and to improve its stability, using different loss functions or adding regularising terms. We refer the interested reader to the corresponding papers [1, 10, 11, 17, 27, 34, 36], and leave it to future research to integrate these improvements into a quantum setting.

Proposition 3.5. *The solution $(\theta_G^*, \mathbf{w}_D^*)$ to the min – max problem (3.10) is such that the wave function $|v_{\theta_G^*}\rangle$ satisfies $|\langle \psi_{\text{target}} | v_{\theta_G^*} \rangle|^2 = 1$, namely, for each $i \in \{0, \dots, 2^n - 1\}$,*

$$\mathbb{P}(|\psi_{\text{target}}\rangle = |i\rangle) = \mathbb{P}(|v_{\theta_G^*}\rangle = |i\rangle).$$

Proof. Define the density matrices $\rho_{\text{target}} := |\psi_{\text{target}}\rangle\langle\psi_{\text{target}}|$ and $\rho_{\theta_G} := |v_{\theta_G}\rangle\langle v_{\theta_G}|$ as well as the operator $P_{\mathbf{w}_D}^R := \mathfrak{D}(\mathbf{w}_D)^\dagger \Pi_1^\dagger \Pi_1 \mathfrak{D}(\mathbf{w}_D)$. Then

$$\mathcal{S}(\theta_G, \mathbf{w}_D) = \text{Tr} (P_{\mathbf{w}_D}^R \{\rho_{\text{target}} - \rho_{\theta_G}\})$$

Since $\Pi_1 + \Pi_0 = \text{I}_d$ and $\mathfrak{D}(\mathbf{w}_D)$ is unitary, setting $P_{\mathbf{w}_D}^F := \mathfrak{D}(\mathbf{w}_D)^\dagger \Pi_0^\dagger \Pi_0 \mathfrak{D}(\mathbf{w}_D)$, it is straightforward to rewrite $\mathcal{S}(\theta_G, \mathbf{w}_D)$ as

$$\mathcal{S}(\theta_G, \mathbf{w}_D) = \text{Tr} (P_{\mathbf{w}_D}^R \rho_{\text{target}}) + \text{Tr} (P_{\mathbf{w}_D}^F \rho_{\theta_G}) - 1,$$

since $\text{Tr}(\rho_{\theta_G}) = 1$ according to the Born Rule (Theorem A.1) and $P_{\mathbf{w}_D}^R + P_{\mathbf{w}_D}^F = \text{I}_d$. Again, we also have

$$\mathcal{S}(\theta_G, \mathbf{w}_D) = -1 + \frac{1}{2} \text{Tr} ((P_{\mathbf{w}_D}^R + P_{\mathbf{w}_D}^F) (\rho_{\text{target}} + \rho_{\theta_G})) + \frac{1}{2} \text{Tr} ((P_{\mathbf{w}_D}^R - P_{\mathbf{w}_D}^F) (\rho_{\text{target}} - \rho_{\theta_G})),$$

and finally

$$\mathcal{S}(\theta_G, \mathbf{w}_D) = \frac{1}{2} \text{Tr} ((P_{\mathbf{w}_D}^R - P_{\mathbf{w}_D}^F) (\rho_{\text{target}} - \rho_{\theta_G})).$$

Recall that for two Hermitian matrices A, B , the inequality $\text{Tr}(AB) \leq \|A\|_p \|B\|_q$ holds for $p, q \geq 1$ with $\frac{1}{p} + \frac{1}{q} = 1$, where $\|\cdot\|_p$ denotes the p -norm. Since $P_{\mathbf{w}_D}^R$ and $P_{\mathbf{w}_D}^F$ are Hermitian, we obtain (with $p = \infty$ and $q = 1$)

$$\mathcal{S}(\theta_G, \mathbf{w}_D) \leq \frac{1}{2} \|P_{\mathbf{w}_D}^R - P_{\mathbf{w}_D}^F\|_\infty \|\rho_{\text{target}} - \rho_{\theta_G}\|_1,$$

where $\|P_{\mathbf{w}_D}^R - P_{\mathbf{w}_D}^F\|_\infty \leq 1$. Thus the optimal \mathbf{w}_D^* satisfies

$$\max_{\mathbf{w}_D} \mathcal{S}(\theta_G, \mathbf{w}_D) = \mathcal{S}(\theta_G, \mathbf{w}_D^*) = \frac{1}{2} \|\rho_{\text{target}} - \rho_{\theta_G}\|_1.$$

Again, since $\|\rho_{\text{target}} - \rho_{\theta_G}\|_1 \geq 0$ the optimal θ_G^* gives

$$\min_{\theta_G} \max_{\mathbf{w}_D} \mathcal{S}(\theta_G, \mathbf{w}_D) = \mathcal{S}(\theta_G^*, \mathbf{w}_D^*) = 0,$$

which is equivalent to $\|\rho_{\text{target}} - \rho_{\theta_G}\|_1 = 0$, itself also equivalent to $\mathbb{P}(|v_{\theta_G^*}\rangle = |i\rangle) = \mathbb{P}(|\psi_{\text{target}}\rangle = |i\rangle) = p_i$, for all $i \in \{0, \dots, 2^n - 1\}$. \square

Remark 3.6. Our strategy to reach and approximate a solution to the min – max problem will be as follows: we train the discriminator by stochastic gradient ascent n_D times and then train the generator n_G times by stochastic gradient descent and repeat this ϵ times.

4. FINANCIAL APPLICATION: SVI GOES QUANTUM

We provide here a simple example of generating data in a financial context with the aim to increase interdisciplinarity between quantitative finance and quantum computing.

4.1. Financial background and motivation. Some of the most standard and liquid traded financial derivatives are so-called European Call and Put options. A Call (resp. Put) gives its holder the right, but not the obligation, to buy (resp. sell) an asset at a specified price (the strike price K) at a given future time (the maturity T). Mathematically, the setup is that of a filtered probability space $(\Omega, \mathcal{F}, (\mathcal{F}_t)_{t \geq 0}, \mathbb{P})$ where $(\mathcal{F}_t)_{t \geq 0}$ represents the flow of information; on this space, an asset $S = (S_t)_{t \geq 0}$ is traded and assumed to be adapted (namely S_t is \mathcal{F}_t -measurable for each $t \geq 0$). We further assume that there exists a probability \mathbb{Q} , equivalent to \mathbb{P} such that S is a \mathbb{Q} -martingale. This martingale assumption is key as the Fundamental Theorem of Asset Pricing [9] in particular implies that this is equivalent to Call and Put prices being respectively equal, at inception of the contract, to

$$C(K, T) = \mathbb{E}[\max(S_T - K, 0) | \mathcal{F}_0] \quad \text{and} \quad P(K, T) = \mathbb{E}[\max(K - S_T, 0) | \mathcal{F}_0],$$

where the expectation \mathbb{E} is taken under the risk-neutral probability \mathbb{Q} . Under sufficient smoothness property of the law of S_T , differentiating twice the Call price yields that the probability density function of the log stock price $\log(S_T)$ is given by

$$(4.1) \quad p_T(k) = \left(\frac{\partial^2 C(K, T)}{\partial K^2} \right)_{K=S_0 e^k},$$

implying that the real distribution of the (log) stock price can in principle be recovered from options data. However, prices are not quoted smoothly in (K, T) and interpolation and extrapolation are needed. Doing so at the level of prices turns out to be rather cumbersome and market practice usually does it at the level of the so-called implied volatility. The basic fundamental model of a continuous-time financial martingale is given by the Black-Scholes model [4], under which

$$\frac{dS_t}{S_t} = \sigma dW_t, \quad S_0 > 0,$$

where $\sigma > 0$ is the (constant) instantaneous volatility and W a standard Brownian motion adapted to the filtration $(\mathcal{F}_t)_{t \geq 0}$. In this model, Call prices admit the closed-form formula

$$C_{\text{BS}}(K, T, \sigma) := \mathbb{E}[\max(S_T - K, 0) | \mathcal{F}_0] = S_0 \text{BS} \left(\log \left(\frac{K}{S_0} \right), \sigma^2 T \right),$$

where

$$\text{BS}(k, v) := \begin{cases} \mathcal{N}(d_+(k, v)) - e^k \mathcal{N}(d_-(k, v)), & \text{if } v > 0, \\ (1 - e^k)_+, & \text{if } v = 0, \end{cases}$$

with $d_{\pm}(k, v) := -\frac{k}{\sqrt{v}} \pm \frac{\sqrt{v}}{2}$, where \mathcal{N} denotes the cumulative distribution function of the Gaussian distribution. With a slight abuse of notation, we shall from now on write $C_{\text{BS}}(K, T, \sigma) = C_{\text{BS}}(k, T, \sigma)$, where $k := \log(\frac{K}{S_0})$ represents the logmoneyness.

Definition 4.1. Given a strike $K \geq 0$, a maturity $T \geq 0$ and a Call price $C(K, T)$ (either quoted on the market or computed from a model), the implied volatility $\sigma_{\text{imp}}(k, T)$ is defined as the unique non-negative solution to the equation

$$(4.2) \quad C_{\text{BS}}(k, T, \sigma_{\text{imp}}(k, T)) = C(K, T).$$

Note that this equation may not always admit a solution. However, under no-arbitrage assumptions (equivalently under bound constraints for $C(K, T)$), it does so. We refer the interested reader to the volatility bible [13] for full explanations of these subtle details. It turns out that the implied volatility is a much nicer object to work with (both practically and academically); plugging this definition into (4.1) yields that the map $k \mapsto \sigma_{\text{imp}}(k, T)$ fully characterises the distribution of $\log(S_T)$ as

$$(4.3) \quad p_T(k) = \left(\frac{\partial^2 C_{\text{BS}}(k, T, \sigma_{\text{imp}}(k, T))}{\partial K^2} \right)_{K=S_0 e^k}.$$

While a smooth input $\sigma_{\text{imp}}(\cdot, T)$ is still needed, it is however easier than for option prices. A market standard is the Stochastic Volatility Inspired (SVI) parameterisation proposed by Gatheral [12] (and improved in [14, 18]), where the total implied variance $w_{\text{SVI}}(k, T) := \sigma_{\text{imp}}^2(k, T)T$ is assumed to satisfy

$$(4.4) \quad w_{\text{SVI}}(k, T) = a + b \left(k - m + \rho \sqrt{(k - m)^2 + \xi^2} \right), \quad \text{for any } k \in \mathbb{R},$$

with the parameters $\rho \in [-1, 1]$, $a, b, \xi \geq 0$ and $m \in \mathbb{R}$. The probability density function (4.1) of the log stock price then admits the closed-form expression [12]

$$(4.5) \quad p_T(k) = \frac{g_{\text{SVI}}(k, T)}{\sqrt{2\pi w_{\text{SVI}}(k, T)}} \exp \left\{ -\frac{d_-(k, w_{\text{SVI}}(k, T))^2}{2} \right\},$$

where

$$g_{\text{SVI}}(k, T) := \left(1 - \frac{k w'_{\text{SVI}}(k, T)}{2 w_{\text{SVI}}(k, T)} \right)^2 - \frac{w'_{\text{SVI}}(k, T)^2}{4} \left(\frac{1}{4} + \frac{1}{w_{\text{SVI}}(k, T)} \right) + \frac{w''_{\text{SVI}}(k, T)}{2},$$

where all the derivatives are taken with respect to k . In Figure 10, we plot the typical shape of the implied volatility smile, together with the corresponding density for the following parameters:

$$(4.6) \quad a = 0.030358, \quad b = 0.0503815, \quad \rho = -0.1, \quad m = 0.3, \quad \xi = 0.048922, \quad T = 1.$$

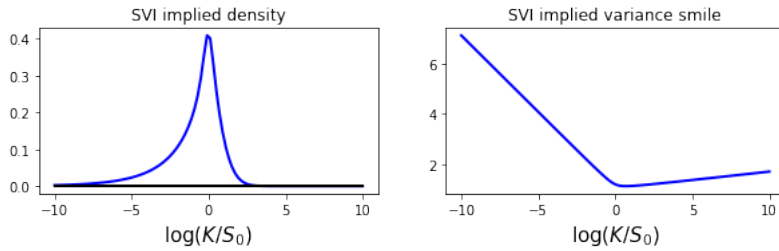


FIGURE 10. Density of $\log(S_T)$ computed from (4.5) and the corresponding SVI total variance (4.4). The parameters are given in (4.6).

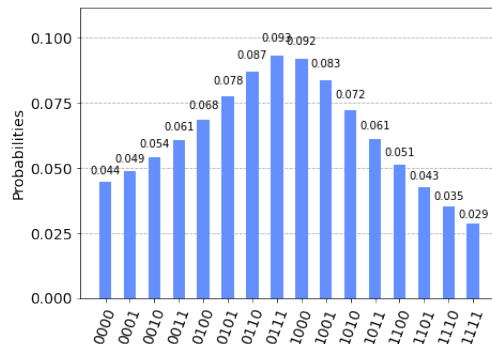


FIGURE 11. Discretised version for the distribution of $\log(S_T)$ on $[-1, 1]$ with 2^4 points.

4.2. Numerics. The goal of this numerical part is to be able to generate discrete versions of the SVI probability distribution given in (4.5). Our target distribution shall be the one plotted in Figure 10, corresponding to the parameters (4.6). Since the Quantum GAN (likewise for the classical GAN) algorithm starts from a discrete distribution, we first need to discretise the SVI one. For convenience, we normalise the distribution on the closed interval $[-1, 1]$ and discretise with the uniform grid.

$$\left\{ \left[(2^n - 1) \left(\frac{k+1}{2} \right) \right] \right\}_{k=0, \dots, 2^n - 1},$$

which we then convert into binary form. This uniform discretisation does not take into account the SVI probability masses at each point, and a clear refinement would be to use a one-dimensional quantisation of the SVI distribution. Indeed, the latter (see [33] for full details about the methodology) minimises the distance (with respect to some chosen norm) between the initial distribution and its discretised version. We leave this precise study and its error analysis to further research, in the fear that it would clutter the present description of the algorithm. The discretised distribution, with n qubits, together with the binary mapping, is plotted in Figure 11 and gives rise to the wave function

$$|\psi_{\text{target}}\rangle = \sum_{i=0}^{2^n - 1} \sqrt{p_i} |i\rangle,$$

where, for each $i \in \{0, \dots, 2^n - 1\}$,

$$p_i = \mathbb{P} \left(\log(S_T) \in \left[-1 + \frac{2i}{2^n}, -1 + \frac{2(i+1)}{2^n} \right) \right).$$

We need metrics to monitor the training of our QuGAN algorithm, for example the Fidelity function [30, Chapter 9.2.2]

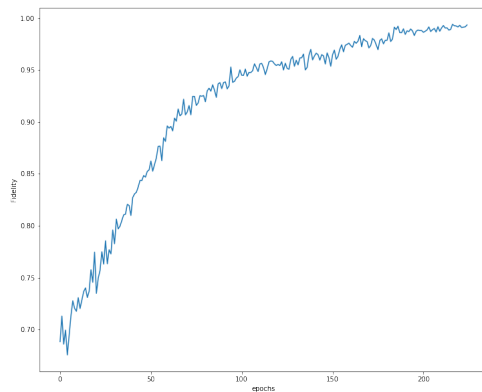
$$\mathcal{F} : |v_1\rangle, |v_2\rangle \in \mathbb{C}^{2^n} \times \mathbb{C}^{2^n} \mapsto |\langle v_1 | v_2 \rangle|,$$

so that for the wave function (3.1) $|v_{\theta_G}\rangle = \sum_{i=0}^{2^n - 1} v_{i, \theta_G} |i\rangle$, the goal is to obtain $\mathcal{F}(|v_{i, \theta_G}\rangle, |\psi_{\text{target}}\rangle) = 1$, which gives $\mathbb{P}(|v_{\theta_G}\rangle = |i\rangle) = |v_{i, \theta_G}|^2 = p_i$, for all $i \in \{0, \dots, 2^n - 1\}$. The Kullback-Leibler Divergence is

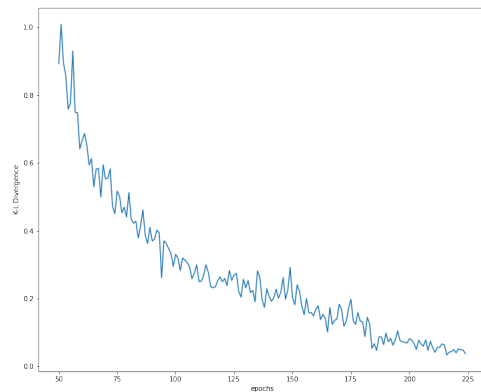
also a useful monitoring metric, defined as

$$\text{KL}(|\psi_{\text{target}}\rangle, |v_{\theta_G}\rangle) := \sum_{i=0}^{2^n-1} p_i \log \left(\frac{p_i}{|v_{i,\theta_G}|^2} \right).$$

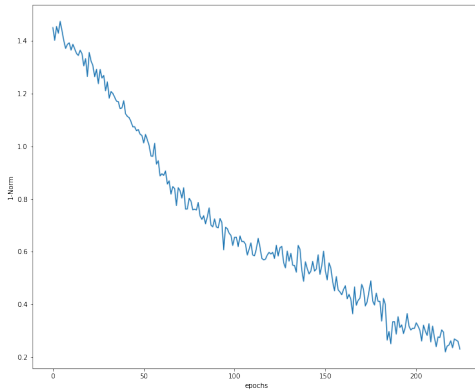
4.2.1. *Training and generated distributions.* In the training of the QuGAN algorithm, in each epoch ϵ , we train the discriminator $n_D = 9$ times and the generator $n_G = 1$. The results, in Figure 4.2.1, are quite interesting as the QuGAN manages to overall learn the SVI distribution. Aside from the limited number of qubits, the limitations however could be explained via the expressivity of our network which is only parameterised via $(\theta_i)_{i \in \{1, \dots, 9\}}$ and $(w_i)_{i \in \{1, \dots, 4\}}$ which is clearly not enough. This lack of expressivity is a choice, and more parameters deepen the network, but can create a barren plateau phenomenon [26], where the gradient vanishes in $\mathcal{O}(2^{-d})$ where d is the depth of the network. This would in turn require an exponentially larger number of shots to obtain a good enough estimation of (3.11), thereby creating a trade-off between expressivity and trainability in a differentiable manner.



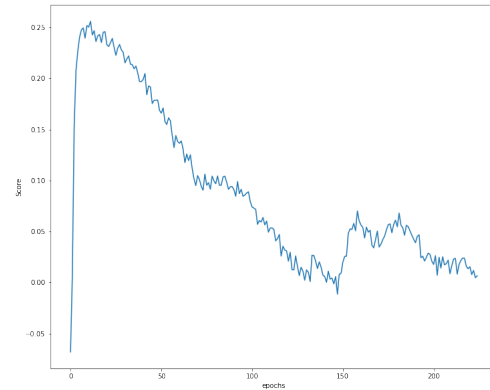
(A) Fidelity during QuGAN training.



(B) KL Divergence while training the QuGAN.



(A) Evolution of $\| |v_{\theta_G}\rangle \langle v_{\theta_G}| - |\psi_{\text{target}}\rangle \langle \psi_{\text{target}}| \|_1$ during QuGAN training.

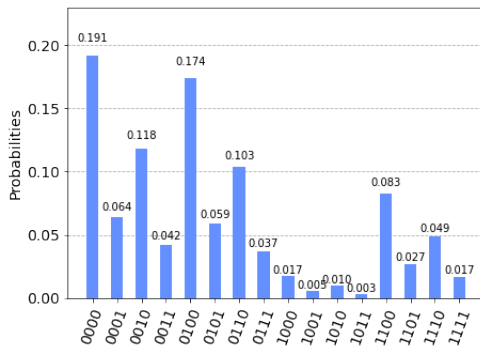


(B) Score function during QuGAN training.

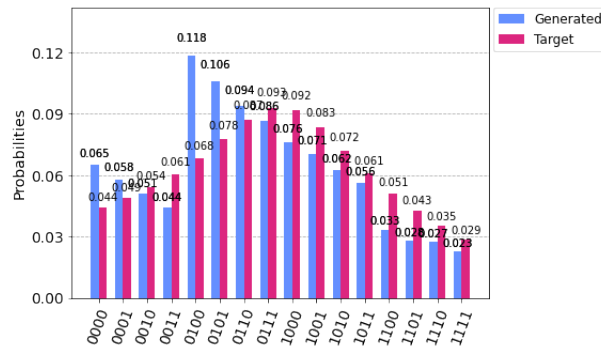
All the numerics in the paper were performed using the **IBM-Qiskit** library in Python.

REFERENCES

- [1] M. ARJOVSKY, S. CHINTALA, AND L. BOTTOU, [Wasserstein GANs](https://arxiv.org/abs/1701.07875). <https://arxiv.org/abs/1701.07875>, 2017.
- [2] V. ARNOLD, [On functions of three variables](#), in Proceedings of the USSR Academy of Sciences, vol. 114, 1957.
- [3] K. BHARTI, A. CERVERA-LIERTA, T. H. KYAW, T. HAUG, S. ALPERIN-LEA, A. ANAND, M. DEGROOTE, H. HEIMONEN, J. S. KOTTMANN, T. MENKE, W.-K. MOK, S. SIM, L.-C. KWEK, AND A. ASPURU-GUZIK, [Noisy intermediate-scale quantum \(NISQ\) algorithms](#). 2021.



(A) Generated distribution at $\epsilon = 0$, with uniform random initialisation of $(\theta)_{i \in \{1, \dots, 9\}}$.



(B) Comparison between the target and the generated distributions at the end of the training.

- [4] F. BLACK AND M. SCHOLES, The pricing of options and corporate liabilities, *Journal of Political Economy*, 81 (1973), pp. 637–654.
- [5] P. BRACCIA, F. CARUSO, AND L. BANCHI, How to enhance quantum generative adversarial learning of noisy information, *New Journal of Physics*, 23 (2021), p. 053024.
- [6] H. BUEHLER, L. GONON, J. TEICHMANN, AND B. WOOD, Deep hedging, *Quantitative Finance*, 19 (2019), pp. 1271–1291.
- [7] S. CHAKRABARTI, Y. HUANG, T. LI, S. FEIZI, AND X. WU, Quantum wasserstein generative adversarial networks, 2019.
- [8] P.-L. DALLAIRE-DEMERS AND N. KILLORAN, Quantum generative adversarial networks, *Physical Review A*, 98 (2018).
- [9] F. DELBAEN AND W. SCHACHERMAYER, A general version of the fundamental theorem of asset pricing, *Mathematische Annalen*, 300 (1994), p. 463–520.
- [10] E. DENTON, S. CHINTALA, A. SZLAM, AND R. FERGUS, Deep generative image models using a Laplacian pyramid of adversarial networks, in *NeurIPS*, 2015.
- [11] I. DESHPANDE, Z. ZHANG, AND A. G. SCHWING, Generative modeling using the sliced Wasserstein distance, in *Proceedings of the IEEE conference on computer vision and pattern recognition*, 2018, pp. 3483–3491.
- [12] J. GATHERAL, A parsimonious arbitrage-free implied volatility parameterization with application to the valuation of volatility derivatives. 2004.
- [13] ———, The Volatility Surface: A Practitioner’s Guide, Wiley Finance, 2006.
- [14] J. GATHERAL AND A. JACQUIER, Arbitrage-free SVI volatility surfaces, *Quantitative Finance*, 14 (2013), pp. 59–71.
- [15] I. GOODFELLOW, J. POUGET-ABADIE, M. MIRZA, B. XU, D. WARDE-FARLEY, S. OZAIR, A. COURVILLE, AND Y. BENGIO, Generative adversarial nets, *Advances in neural information processing systems*, 27 (2014).
- [16] I. J. GOODFELLOW, On distinguishability criteria for estimating generative models. <https://arxiv.org/abs/1412.6515>, 2014.
- [17] I. GULRAJANI, F. AHMED, M. ARJOVSKY, V. DUMOULIN, AND A. C. COURVILLE, Improved training of Wasserstein GANs, in *NeurIPS*, 2017, p. 5767–5777.
- [18] G. GUO, A. JACQUIER, AND C. MARTINI, Generalised arbitrage-free SVI volatility surfaces, *SIAM Journal on Financial Mathematics*, 7 (2016), pp. 619–641.
- [19] L. HU, S.-H. WU, W. CAI, Y. MA, X. MU, Y. XU, H. WANG, Y. SONG, D.-L. DENG, C.-L. ZOU, ET AL., Quantum generative adversarial learning in a superconducting quantum circuit, *Science Advances*, 5 (2019), pp. 27–61.
- [20] H.-L. HUANG, Y. DU, M. GONG, Y. ZHAO, Y. WU, C. WANG, S. LI, F. LIANG, J. LIN, Y. XU, R. YANG, T. LIU, M.-H. HSIEH, H. DENG, H. RONG, C.-Z. PENG, C.-Y. LU, Y.-A. CHEN, D. TAO, X. ZHU, AND J.-W. PAN, Experimental quantum generative adversarial networks for image generation, 2021.
- [21] S. KAKUTANI, A generalization of Brouwer’s fixed point theorem, *Duke Mathematical Journal*, 8 (1941), pp. 457–459.
- [22] A. KOLMOGOROV, On the representation of continuous functions of several variables by superpositions of continuous functions of a smaller number of variables, in *Proceedings of the USSR Academy of Sciences*, vol. 108, 1956.
- [23] A. KOSHIYAMA, N. FIROOZY, AND P. TRELEAVEN, Generative adversarial networks for financial trading strategies fine-tuning and combination, *Quantitative Finance*, 21 (2021), pp. 797–813.
- [24] S. LLOYD AND C. WEEDBROOK, Quantum generative adversarial learning, *Physical Review Letters*, 121 (2018).
- [25] A. H. MARBLESTONE, G. WAYNE, AND K. P. KORDING, Toward an integration of deep learning and neuroscience, *Frontiers in Computational Neuroscience*, 10 (2016), p. 94.
- [26] J. R. MCCLEAN, S. BOIXO, V. N. SMELYANSKIY, R. BABBUSH, AND H. NEVEN, Barren plateaus in quantum neural network training landscapes, *Nature Communications*, 9 (2018).
- [27] T. MIYATO, T. KATAOKA, M. KOYAMA, AND Y. YOSHIDA, Spectral normalization for GANs. <https://arxiv.org/abs/1802.05957>, 2018.
- [28] A. N AND H. P, Generative modeling for protein structures, *ICLR 2018 Workshop*, (2018).
- [29] H. NI, L. SZPRUCH, M. WIESE, S. LIAO, AND B. XIAO, Conditional Sig-Wasserstein GANs for time series generation. <https://arxiv.org/abs/2006.05421>, 2020.
- [30] M. NIELSEN AND I. CHUANG, Quantum Computation and Quantum Information, CUP, 10 ed., 2010.
- [31] M. A. NIELSEN AND I. L. CHUANG, Quantum Computation and Quantum Information, Cambridge University Press, 2000.

- [32] M. NIU, A. ZLOKAPA, M. BROUGHTON, S. BOIXO, M. MOHSENI, V. SMELYANSKYI, AND H. NEVEN, Entangling quantum GANs. <https://arxiv.org/abs/2105.00080>, 2021.
- [33] G. PAGÈS, H. PHAM, AND J. PRINTEMS, Optimal quantization methods and applications to numerical problems in Finance, in Handbook of Computational and Numerical Methods in Finance, Springer Verlag, 2004.
- [34] A. RADFORD, L. METZ, AND S. CHINTALA, Unsupervised representation learning with deep convolutional generative adversarial networks, (2016).
- [35] J. RUF AND W. WANG, Neural networks for option pricing and hedging: a literature review, Journal of Computational Finance, 24 (2021).
- [36] T. SALIMANS, I. GOODFELLOW, W. ZAREMBA, V. CHEUNG, A. RADFORD, AND X. CHEN, Improved techniques for training GANs, in NeurIPS, 2016.
- [37] D. SAXENA AND J. CAO, Generative adversarial networks (GANs): Challenges, solutions, and future directions. <https://arxiv.org/abs/2005.00065>, 2020.
- [38] K. SCHAWINSKI, C. ZHANG, H. ZHANG, L. FOWLER, AND G. K. SANTHANAM, Generative adversarial networks recover features in astrophysical images of galaxies beyond the deconvolution limit, Monthly Notices of the Royal Astronomical Society: Letters, 467 (2017).
- [39] M. SCHULD, V. BERGHOLM, C. GOGOLIN, J. IZAAC, AND N. KILLORAN, Evaluating analytic gradients on quantum hardware, Physical Review A, 99 (2019).
- [40] S. A. STEIN, B. BAHERI, R. M. TISCHIO, Y. MAO, Q. GUAN, A. LI, B. FANG, AND S. XU, QuGAN: A generative adversarial network through quantum states. 2020.
- [41] P. WANG, D. WANG, Y. JI, X. XIE, H. SONG, X. LIU, Y. LYU, AND Y. XIE, QGAN: Quantized generative adversarial networks. 2019.
- [42] M. WIESE, R. KNOBLOCH, R. KORN, AND P. KRETSCHMER, Quant gan: deep generation of financial time series, Quantitative Finance, 20 (2020), pp. 1419–1440.
- [43] J. YU, Z. LIN, J. YANG, X. SHEN, X. LU, AND T. HUANG, Generative image inpainting with contextual attention, in Proceedings of the IEEE conference on computer vision and pattern recognition, 2018.
- [44] A. ZHAVORONKOV, Deep learning enables rapid identification of potent DDR1 kinase inhibitors, Nature Biotechnology, 37 (2019), p. 1038–1040.

APPENDIX A. REVIEW OF QUANTUM COMPUTING TECHNIQUES AND ALGORITHMS

In Quantum mechanics the state of a physical system is represented by a ket vector $|v\rangle$ of a Hilbert space \mathcal{H} , often $\mathcal{H} = \mathbb{C}^{2^n}$. Therefore, for a basis $(|0\rangle, \dots, |2^n - 1\rangle)$ of \mathcal{H} , we obtain the wave function $|v\rangle = \sum_{j=0}^{2^n-1} v_j |j\rangle$. The Hilbert space is endowed with the inner product $\langle v|w\rangle$ between two states $|v\rangle$ and $|w\rangle$, where $\langle v| := |v\rangle^\dagger$ is the conjugate transpose. Recall that a pure quantum state is described by a single ket vector, whereas a mixed quantum state cannot. The following are standard in Quantum Computing, and we recall them simply to make the paper self-contained. Full details about these concepts can be found in the excellent monograph [30].

Theorem A.1 (Born’s rule). *If $|v\rangle \in \mathbb{C}^{2^n}$ be a pure state, then $\|v\| = 1$.*

Given a pure state $|v\rangle = \sum_{j=0}^{2^n-1} v_j |j\rangle$, the probability of measuring $|v\rangle$ collapsing onto the state $|j\rangle$ for $j \in \{0, \dots, 2^n - 1\}$ is defined via

$$(A.1) \quad \mathbb{P}(|v\rangle = |j\rangle) = |\langle j|v\rangle|^2 = \text{Tr}(|j\rangle\langle j| |v\rangle\langle v|) = |v_j|^2,$$

where Tr is the Trace operator. Moreover, for a given state $|v\rangle$, its density matrix is defined as $\rho_v := |v\rangle\langle v|$.

A.1. Quantum Fourier transform. In the classical setting, the discrete Fourier transform maps a vector $(x_0, \dots, x_{2^n-1}) \in \mathbb{C}^{2^n}$ to

$$(A.2) \quad y_k = \frac{1}{\sqrt{2^n}} \sum_{j=0}^{2^n-1} \exp\left\{\frac{2i\pi jk}{2^n}\right\} x_j, \quad \text{for } k = 0, \dots, 2^n - 1.$$

Similarly, the quantum Fourier transform is the linear operator

$$(A.3) \quad |j\rangle \mapsto \frac{1}{\sqrt{2^n}} \sum_{k=0}^{2^n-1} \exp\left\{\frac{2i\pi jk}{2^n}\right\} |k\rangle,$$

and the operator

$${}_q\mathcal{F} := \frac{1}{\sqrt{2^n}} \sum_{j,k=0}^{2^n-1} \exp\left\{\frac{2i\pi jk}{2^n}\right\} |k\rangle\langle j|$$

represents the Fourier transform matrix which is unitary as ${}_q\mathcal{F} * {}_q\mathcal{F}^\dagger = \text{I}_d$. In an n -qubit system ($\mathcal{H} = \mathbb{C}^{2^n}$) with basis $(|0\rangle, \dots, |2^n - 1\rangle)$; for a given state $|j\rangle$, we use the binary representation

$$(A.4) \quad j := \overline{j_1 \cdots j_n},$$

with $(j_1, \dots, j_n) \in \{0, 1\}^n$ so that $|j\rangle = |j_1 \dots j_n\rangle = |j_1\rangle \otimes \dots \otimes |j_n\rangle$. Likewise, the notation $0.j_1j_2 \dots j_n$ represents the binary fraction $\sum_{i=1}^n 2^{-i} j_i$. Elementary algebra then yields

$$(A.5) \quad {}_q\mathcal{F}|j\rangle = \frac{1}{2^{\frac{n}{2}}} \left(|0\rangle + e^{2i\pi 0.j_n} |1\rangle \right) \otimes \left(|0\rangle + e^{2i\pi 0.j_{n-1}j_n} |1\rangle \right) \otimes \dots \otimes \left(|0\rangle + e^{2i\pi 0.j_1 \dots j_n} |1\rangle \right).$$

A.2. Quantum phase estimation (QPE). The goal of QPE is to estimate the unknown phase $\phi \in [0, 1)$ for a given unitary operator U with an eigenvector $|u\rangle$ and eigenvalue $e^{2i\pi\phi}$. Consider a register of size m , so that $\mathcal{H} = \mathbb{C}^{2^m}$ and define $b^* := \sup_{j \leq 2^m\phi} \{j = 2^m 0.j_1 \dots j_m\}$. Thus with $b^* = \overline{b_1 \dots b_m}$, we obtain that $2^{-m}b^* = 0.b_1 \dots b_m$ is the best m -bit approximation of ϕ from below. The quantum phase estimation procedure uses two registers. The first register contains the m qubits initially in the state $|0\rangle$. Selecting m relies on the number of digits of accuracy for the estimate for ϕ , and the probability for which we wish to obtain a successful phase estimation procedure. Up to a SWAP transformation, the quantum phase circuit gives the output

$$|\psi_{\text{out}}\rangle = \frac{(|0\rangle + e^{2i\pi 0.\phi_m} |1\rangle) \otimes (|0\rangle + e^{2i\pi 0.\phi_{m-1}\phi_m} |1\rangle) \otimes \dots \otimes (|0\rangle + e^{2i\pi 0.\phi_1 \dots \phi_m} |1\rangle)}{2^{\frac{m}{2}}},$$

which is exactly equal to the Quantum Fourier Transform for the state $|2^m\phi\rangle = |\phi_1\phi_2 \dots \phi_m\rangle$ as in (A.5), and therefore $|\psi_{\text{state}}\rangle = {}_q\mathcal{F}|2^m\phi\rangle$. Since the Quantum Fourier Transform is a unitary transformation, we can inverse the process to retrieve $|2^m\phi\rangle$. Algorithm 2 below provides pseudo-code for the Quantum Phase Estimation procedure and we refer the interested reader to [30, Chapter 5.2] for detailed explanations.

Algorithm 2 Quantum Phase Estimation ($U, |u\rangle, m, \varepsilon$)

Input: Unitary matrix U with $U|u\rangle = e^{2i\pi\phi}|u\rangle$; $m = n + \lceil \log(2 + \frac{1}{2\varepsilon}) \rceil$ ancilla qubits initialised at $|0\rangle$.

Procedure:

1. $|0\rangle^{\otimes m} |u\rangle$ ▷ Initial state with $|0\rangle^{\otimes m}$ being the ancilla register and $|u\rangle$ the eigenstate register
 2. $\rightarrow \frac{1}{\sqrt{2^m}} \sum_{j=0}^{2^m-1} |j\rangle |u\rangle$ ▷ Hadamard gates applied to the ancilla register
 3. $\rightarrow \frac{1}{\sqrt{2^m}} \sum_{j=0}^{2^m-1} |j\rangle U^j |u\rangle = \frac{1}{\sqrt{2^m}} \sum_{j=0}^{2^m-1} |j\rangle e^{2i\pi j\phi} |u\rangle$ ▷ Controlled U^j gates applied to the eigenstate register
 4. $\rightarrow |\tilde{\phi}\rangle |u\rangle$ ▷ Apply the inverse QFT where $\tilde{\phi}$ is a m -qubit approximation of ϕ with an accuracy of 2^{-n}
 5. $\rightarrow \tilde{\phi}$ ▷ Measure $\tilde{\phi}$ with a probability at least $1 - \varepsilon$
- return Output:** $\tilde{\phi}$
-

ENS PARIS-SACLAY

Email address: amine.assouel@ens-paris-saclay.fr

DEPARTMENT OF MATHEMATICS, IMPERIAL COLLEGE LONDON, AND ALAN TURING INSTITUTE

Email address: a.jacquier@imperial.ac.uk

ABU DHABI INVESTMENT AUTHORITY (ADIA), AND DEPARTMENT OF MATHEMATICS, IMPERIAL COLLEGE LONDON

Email address: a.kondratyev@imperial.ac.uk