

Effects of stage structure on coexistence: mixed benefits

Gaël Bardon^{1,2,3,*} and Frédéric Barraquand^{1,†}

¹Institute of Mathematics of Bordeaux, University of Bordeaux, CNRS, Talence, France

²Department of Polar Biology, Centre Scientifique de Monaco, MC 98000 Monaco,
Principality of Monaco

³Department of Ecology, Physiology and Ethology, Institut Pluridisciplinaire Hubert Curien
UMR 7178, University of Strasbourg, CNRS, F-67000 Strasbourg, France

Abstract

The properties of competition models where all individuals are identical are relatively well-understood; however, juveniles and adults can experience or generate competition differently. We study here structured competition models in discrete time that allow multiple life history parameters to depend on adult or juvenile population densities. While the properties of such models are less well-known, a numerical study with Ricker density-dependence suggested that when competition coefficients acting on juvenile survival and fertility reflect opposite competitive hierarchies, stage structure could foster coexistence. We revisit and expand those results using models more amenable to mathematical analysis. First, through a Beverton-Holt two-species juvenile-adult model, we obtain analytical expressions explaining how this coexistence emerging from life-history complexity can occur. Second, we show using a community-level sensitivity analysis that such emergent coexistence is robust to perturbations of parameter values. Finally, we ask whether these results extend from two to many species, using simulations. We show that they do not, as coexistence emerging from life-history complexity is only seen for very similar life-history parameters. Such emergent coexistence is therefore not likely to be a key mechanism of coexistence in very diverse ecosystems.

Keywords: coexistence; stage structure; competition; matrix population models

Correspondence: * gael.bardon2@gmail.com, † frederic.barraquand@u-bordeaux.fr

1 Introduction

A basic tenet of demography and population ecology is that species vital rates, like survival and fertility, can vary with age or stage (Leslie, 1945; Cushing, 1998; Caswell, 2001). Surprisingly, little of this rich age-structured population-level theory influences community-level coexistence theory, that by contrast mostly builds on unstructured Lotka-Volterra competition or consumer-resource models (Chesson, 2000; Barabás et al., 2016; Letten et al., 2017). There have been, however, some calls to include more demography into community ecology (e.g., Miller and Rudolf, 2011) and coexistence studies in particular, as well as a number of empirically-driven modelling studies doing so (Péron and Koons, 2012; Chu and Adler, 2015). They show in general that the vital rates of the various life-stages do not react in the same way to changes in the densities of juvenile and adult life-stages. These differences may well create new avenues for coexistence.

Although mainstream coexistence theory often neglects the complexity of life histories, some stage-structured coexistence theory has been previously developed: several theoretical models, in past decades (Haigh and Smith, 1972; Loreau and Ebenhoh, 1994) as well as in more recent literature (Moll and Brown, 2008; Fujiwara et al., 2011) have considered complex life cycles in which ontogenetic changes occur, leading to models where vital rates can be differentially affected by competition. Such complexity can promote equalizing mechanisms (Fujiwara et al., 2011) as well as niche differentiation (Moll and Brown, 2008). A main observation of Moll and Brown (2008) was the occurrence of so-called ‘emergent coexistence’ in 2-species 2-life-stages models, which was defined as a coexistence equilibrium where competition on a single vital rate would lead to exclusion, but the combination of competition processes affecting two different vital rates leads to coexistence (e.g., competition affecting juvenile survival leads to species 1 winning, competition affecting fertility leads to species 2 winning, and yet both species coexist in the model with both types of competition). This prompted the exciting idea that community models with stage structure may foster more widespread coexistence than classic Lotka-Volterra theory, suggesting stage structure as a key missing ingredient in our explanations of diversity maintenance.

However, the results of Moll and Brown (2008) had two limitations that prevented the generalization of this coexistence-enhancing role of stage structure. First, their investigations were restricted to a particular life cycle where juveniles and adults occupy separated habitats (i.e., adults can only compete with adults and juveniles with juveniles). This works well for systems with metamorphosis, such as dragonflies, but may be more limited for say, birds and mammals where adults can impose strong competition on the juveniles. Second, the analyses of Moll and Brown (2008) relied entirely on numerical simulations, which means that while we can observe emergent coexistence in the Ricker-based density-dependent models that they considered, it is still difficult to understand fully the phenomenon from a theoretical standpoint. Moreover, it is yet unclear if the emergent coexistence equilibria highlighted by Moll and Brown (2008) are structurally stable (robust to small deviations of the model framework) and realistic (occurring for a large range of parameter

values). This highlights the need to investigate further structured population models with additional model structures and analytical techniques.

A further key question is whether emergent coexistence can occur in a S -species context (where $S \gg 2$). Indeed, the emergent coexistence observed by [Moll and Brown \(2008\)](#) resulted from a trade-off across the life-history stages which allowed each species to be the best competitor for a given vital rate. While it is obvious that such a trade-off may occur with two species, there are multiple ways to generalize such trade-offs in competitive rankings to the S -species case, and not all of them necessarily lead to more coexistence. In fact, unstructured Lotka-Volterra models suggest great caution in generalizing results from two-species competition to many-species competition, as the criteria for coexistence with many species usually correspond to much broader niche separation between species than required for two species, with intraspecific competition dominating ([Barabás et al., 2016](#)). Similar phenomena might be expected for stage-structured competition models.

Here, we generalize the results of [Moll and Brown \(2008\)](#) to a new model framework and life-history, using both numerical methods and an analytical invasion criterion. This criterion allows us to better understand how and why emergent coexistence occurs. We also use the sensitivity analysis developed by [Barabás et al. \(2014a\)](#) to explore the robustness of emergent coexistence equilibria. We find that emergent coexistence is a general feature of structured two-species competition models with two density-dependent vital rates, and that this equilibrium is not more sensitive to perturbation on parameters than ‘classic’ coexistence equilibria allowed by niche separation. We finally explore S -species models properties using simulations of diverse community structures (number of initial species, similarity of species). These many-species models show the limitation of the emergent coexistence mechanism to explain coexistence in highly speciose communities, as we do not find a positive effect of the trade-off between competition coefficients on final species richness.

2 Material and Methods

2.1 Models

We studied a two-species model with two life stages (juvenile and adult) for each species. It is a development of models presented in [Fujiwara et al. \(2011\)](#), who restricted themselves to the case where only one matrix parameter per species (either fertility or survival) is affected by densities. Our model extends this framework to multiple density-dependent parameters per species, which provides a useful springboard to combine two types of competition, affecting both fertility and survival rates. In our model, competition is generated by adults because it felt more realistic for many animal species (see e.g., in snowshoe hares populations, [Boutin, 1984](#) or avian scavengers populations, [Wallace and Temple, 1987](#)). We used Beverton-Holt functions to model competition—these models are sometimes called Leslie-Gower after [Leslie and Gower \(1958\)](#)—in order to promote fixed points equilibria, instead of cycles or chaos that can be generated by Ricker functions

(Neubert and Caswell, 2000), and to foster analytical insights (as in Fujiwara et al., 2011). Our model (model 1) can be written for one species with a projection matrix \mathbf{A}_i , for instance with $i = 1$,

$$\mathbf{A}_1(\mathbf{n}) = \begin{pmatrix} \frac{(1-\gamma_1)\phi_1}{1+\beta_{11}n_{1a}+\beta_{12}n_{2a}} & \frac{\pi_1}{1+\alpha_{11}n_{1a}+\alpha_{12}n_{2a}} \\ \frac{\gamma_1\phi_1}{1+\beta_{11}n_{1a}+\beta_{12}n_{2a}} & s_{1a} \end{pmatrix} = \begin{pmatrix} (1-\gamma_1)s_{1j}(\mathbf{n}) & f_1(\mathbf{n}) \\ \gamma_1s_{1j}(\mathbf{n}) & s_{1a} \end{pmatrix} \quad (1)$$

where γ_i , f_i , s_{ij} and s_{ia} respectively denote maturation rate, fertility, juvenile survival rate, and adult survival rate of species i . The juvenile survival rates and fertility rates in absence of competition are denoted ϕ_i and π_i . α_{ij} and β_{ij} are the competition coefficients associated to the effect of species j on species i on fertility and juvenile survival, respectively.

We also considered a model with a structure similar to the one described by Moll and Brown (2008), where juveniles compete only with juveniles and adults only with adults, but contrary to Moll and Brown (2008), we chose Beverton-Holt functions to model competition so that it can be compared to model 1. This model (model 2) can be written for one species with a projection matrix \mathbf{A}_i^{MB} , for instance with $i = 1$ and the same notations as for model 1:

$$\mathbf{A}_1^{MB}(\mathbf{n}) = \begin{pmatrix} \frac{(1-\gamma_1)\phi_1}{1+\beta_{11}n_{1j}+\beta_{12}n_{2j}} & \frac{\pi_1}{1+\alpha_{11}n_{1a}+\alpha_{12}n_{2a}} \\ \frac{\gamma_1\phi_1}{1+\beta_{11}n_{1j}+\beta_{12}n_{2j}} & s_{1a} \end{pmatrix}. \quad (2)$$

We extended our models to S -species contexts. For model 1, we obtained the following projection matrix (for species i):

$$\mathbf{A}_i(\mathbf{n}) = \begin{pmatrix} \frac{(1-\gamma_i)\phi_i}{1+\sum_{k=1}^S \beta_{ik}n_{k,a}} & \frac{\pi_i}{1+\sum_{k=1}^S \alpha_{ik}n_{k,a}} \\ \frac{\gamma_i\phi_i}{1+\sum_{k=1}^S \beta_{ik}n_{k,a}} & s_{i,a} \end{pmatrix}. \quad (3)$$

The extension for model 2 is similar (see Supplement B for details).

2.2 Parameter sets

We simulated dynamics over 3000 time steps with our model 1, using parameter sets chosen to include scenarios of emergent coexistence as described by Moll and Brown (2008). We chose three scenarios of coexistence: (1) a classic coexistence that is suggested by both α and β coefficients (intra > interspecific competition), (2) an emergent coexistence where the competition coefficients associated with the two vital rates suggest exclusion by the opposite species, and (3) a coexistence where there is a priority effect suggested by competition on one vital rate while competition on the other vital rate suggests coexistence. For simplicity, we name these two last scenarios ‘emergent coexistence’ even if coexistence scenario (3) does not strictly corresponds to an emergent outcome as defined by Moll and Brown (2008) (because competition coefficients

for one of the two vital rates in fact already suggest coexistence).

For parameter sets promoting emergent coexistence, we set a trade-off between α_{ij} and β_{ij} for both species (large α_{ij} is associated to low β_{ij} and vice versa). To be able to compare the three scenarios, we set intraspecific competition coefficients to a constant and only changed interspecific competition coefficients. Note that we also chose the values of interspecific competition coefficients such that we obtain the same densities at equilibrium across the three coexistence scenarios. The competition coefficients for the three corresponding parameter sets are given in table 1 (and full parameter sets in [Appendix A](#)).

Set	α_{12}	α_{21}	β_{12}	β_{21}
1	0.05	0.06	0.06	0.06
2	0.02	0.112	0.125	0.01
3	0.043	0.035	0.155	0.165

Table 1: Interspecific competition coefficients found to obtain equal equilibrium densities but corresponding to contrasted scenarios of coexistence. We use intraspecific coefficients $\alpha_{ii} = \beta_{ii} = 0.1$.

We checked that coexistence outcomes were indeed produced by the abovementioned mechanisms through the computation of invasion criteria *in models where only a single vital rate is affected by competition*. The invasion criteria were computed using the expression given by [Fujiwara et al. \(2011\)](#), which was found using the fact that the dominant eigenvalue of each species' population matrix must be equal to one at any stable fixed point equilibrium. As shown in table 2, the three parameter sets do correspond to three mechanisms mentioned above. Parameter set 1 corresponds to mutual invasibility in models with a single vital rate that is density-dependent. Parameter set 2 matches emergent coexistence since 1 excludes 2 when competition is on fertility while 2 excludes 1 when competition is solely on juvenile survival. With parameter set 3, we have priority effects suggested by the model with competition on fertility only and classical coexistence through mutual invasibility in the model with competition on juvenile survival only.

Parameter set	\mathcal{R}_α	\mathcal{R}_β	Outcome
Set 1	2.29 / 1.46	1.76 / 1.58	Classical coexistence
Set 2	5.72 / 0.78	0.84 / 9.47	Emergent coexistence
Set 3	2.60 / 2.43	0.68 / 0.57	Emergent coexistence

Table 2: Invasion criteria for species 1/species 2, evaluated for models where a single vital rate is affected by competition. \mathcal{R}_α and \mathcal{R}_β are invasion criteria respectively for models with competition only on fertility and juvenile survival. Invasion criteria whose values are larger than 1 are in bold.

2.3 Invasion analysis

We devised invasion criteria for our model combining competition on fertility and juvenile survival generated by adults (model 1). We were inspired by the work of [Cushing \(1998, 2008\)](#) who studied the stability of the exclusion equilibria (with the focal invading species absent) to describe the ability of the focal species to invade a community. We therefore looked for conditions equivalent to an unstable exclusion equilibrium,

which corresponds to the fact that the absent species can actually invade. All equations are presented in [Appendix B](#).

We used the aggregated parameters $C = (1-\gamma)\phi$ and $D = \frac{\pi\gamma\phi}{1-s_a}$ in the single-species model. By considering the model with a single species (since at the time of invasion, the invader is almost absent), we found an expression for the inherent net reproductive number, $C + D = (1-\gamma)\phi + \frac{\pi\gamma\phi}{1-s_a}$. This number must exceed 1 to have a viable population of the resident species. We then obtained the densities at a stable positive equilibrium for the single-species model:

$$\begin{cases} n_j^* &= (1-s_a) \left(\frac{1+\beta n_a^*}{\gamma\phi} \right) n_a^* \\ n_a^* &= \frac{(\alpha C - \alpha - \beta) + \sqrt{(-\alpha C + \alpha + \beta)^2 - 4\alpha\beta(-C - D + 1)}}{2\alpha\beta} \end{cases} \quad (4)$$

provided that

$$C + D = (1-\gamma)\phi + \frac{\pi\gamma\phi}{1-s_a} > 1. \quad (5)$$

We then evaluated the stability of the exclusion equilibrium in the two-species model: if it is locally asymptotically stable, the invader converges to zero density; if not, the invader invades. To do this, we calculated the eigenvalues of the Jacobian of the 2 species system evaluated at the exclusion equilibrium. We found the following condition for stability when species 2 is absent:

$$\frac{C_2}{1 + \beta_{21}n_{1a}^*} + \frac{D_2}{(1 + \beta_{21}n_{1a}^*)(1 + \alpha_{21}n_{1a}^*)} < 1 \quad (6)$$

with $C_2 = (1-\gamma_2)\phi_2$ and $D_2 = \frac{\pi_2\gamma_2\phi_2}{1-s_{2a}}$ as denoted previously. This last expression (eq. 6) gives us an invasion criterion, in the sense that if the expression is larger than 1, species 2 is able to invade the community when rare.

We applied the exact same method to model 2 where juveniles affect juveniles and adults affect adults as in [Moll and Brown \(2008\)](#).

To observe emergent coexistence outcomes as did [Moll and Brown \(2008\)](#) for their Ricker competition model, but this time through analytical calculations, we computed analytically the boundaries of the coexistence domains over α_{12} and α_{21} , for values of β_{12} and β_{21} suggesting respectively coexistence, exclusion of species 1 or a priority effect. The expressions for the boundaries of the coexistence domains on α_{21} and α_{12} are respectively given by equations 7 and 8 that are derived directly from the invasion criteria:

$$\alpha_{21}^* = \left(\frac{D_2}{(1 + \beta_{21}n_{1a}^*)} - 1 \right) \frac{1}{n_{1a}^*} \quad (7)$$

$$\alpha_{12}^* = \left(\frac{D_1}{(1 + \beta_{12}n_{2a}^*)} - 1 \right) \frac{1}{n_{2a}^*} \quad (8)$$

We computed α_{12}^* and α_{21}^* for the three parameter sets mentioned in section 2.2. If both conditions

$\alpha_{12} < \alpha_{12}^*$ and $\alpha_{21} < \alpha_{21}^*$ are met, then there is coexistence. If both conditions are violated, there is a priority effect, and if one condition is met and the other is violated, there is exclusion of one of the species.

2.4 Sensitivity analysis

To examine the sensitivity of the different scenarios of coexistence to perturbations of parameters, we applied the community-level sensitivity analysis developed by [Barabás et al. \(2014a\)](#) to model 1. The computation of fixed point densities, required to perform the analysis, was done numerically (these do not have closed-form expressions in the general case). We sum up here the notations and expressions used to compute the sensitivity. We use $n_i = \mathbf{n}_i \mathbf{q}_i$ where \mathbf{n}_i is the vector of population density of the species i at equilibrium for the various stages and \mathbf{q}_i a vector of weights given to stages. We considered only the case where \mathbf{q}_i is a vector of ones. We also need to define $\mathbf{p}_i = \frac{\mathbf{n}_i}{n_i}$ the proportion of each stage of species i . We denote \mathbf{A}_i the projection matrix of species i with its eigenvalues λ_i^k and its left and right eigenvectors \mathbf{v}_i^k and \mathbf{w}_i^k . We also define the dominant eigenvalue associated with its eigenvector : λ_i and \mathbf{w}_i . We normalized the vectors to have $|\mathbf{w}_i| = 1$ and $\mathbf{v}_i^j \mathbf{w}_i^k = \delta_{jk}$ with $\delta_{jk} = 1$ if $j = k$ and 0 otherwise. [Barabás et al. \(2014a\)](#) used regulating variables \mathcal{R}_μ which correspond for example for species 1 in our model 1 to $\mathcal{R}_{\alpha,1} = \alpha_{11}n_{1a} + \alpha_{12}n_{2a}$ and $\mathcal{R}_{\beta,1} = \beta_{11}n_{1a} + \beta_{12}n_{2a}$. Note that the notation for regulating variables of [Barabás et al. \(2014a\)](#) is similar to that used for invasion criteria in single-species models that we previously introduced, even though ecological meanings differ greatly. As regulating variables are not used later in the text, there is no risk of confusion and we simply follow the conventions of [Barabás et al. \(2014a\)](#) in this section.

We then computed the sensitivity of population densities of both species to perturbations on each parameter using the following expressions, where E is the perturbed parameter:

$$\frac{dn_i}{dE} = \sum_{j=1}^S (M_{ij})^{-1} g_j \quad (9)$$

where the matrix M_{ij} is given by

$$M_{ij} = \sum_{\mu,\nu} \left(\mathbf{v}_i \frac{\partial \mathbf{A}_i}{\partial \mathcal{R}_\mu} \mathbf{w}_i \right) \left(\delta_{\mu\nu} - \frac{\partial \mathcal{G}_\mu}{\partial \mathcal{R}_\nu} \right)^{-1} \frac{\partial \mathcal{R}_\nu}{\partial \mathbf{n}_j} \mathbf{p}_j \quad (10)$$

and the vector g_j is given by

$$g_j = \mathbf{v}_j \frac{\partial \mathbf{A}_j}{\partial E} \mathbf{w}_j + \sum_{\sigma,\rho} \left(\mathbf{v}_j \frac{\partial \mathbf{A}_j}{\partial \mathcal{R}_\sigma} \mathbf{w}_j \right) \left(\delta_{\sigma\rho} - \frac{\partial \mathcal{G}_\sigma}{\partial \mathcal{R}_\rho} \right)^{-1} \frac{\partial \mathcal{G}_\rho}{\partial E}. \quad (11)$$

The function $\mathcal{G}_\mu(\mathcal{R}_\nu, E)$ introduced by [Barabás et al. \(2014a\)](#) to simplify notations, is given by

$$\mathcal{G}_\mu(\mathcal{R}_\nu, E) = \sum_{j=1}^S \left(\frac{n_j}{\mathbf{q}_j \mathbf{w}_j} \frac{\partial \mathcal{R}_\mu}{\partial \mathbf{n}_j} \sum_{k=2}^{s_j} \frac{1}{\lambda_j - \lambda_j^k} \times \left(\mathbf{w}_j^k - \frac{\mathbf{q}_j \mathbf{w}_j^k}{\mathbf{q}_j \mathbf{w}_j} \mathbf{w}_j \right) \otimes \mathbf{v}_j^k \right) \mathbf{A}_j(\mathcal{R}_\nu, E) \mathbf{w}_j. \quad (12)$$

With these expressions, we were able to compute the sensitivity to perturbations of parameter values for the three parameter sets / contrasted scenarios of coexistence. These have near-equal densities at equilibrium (see section 2.2), to allow for meaningful comparisons.

2.5 S -species simulations

We simulated the dynamics of larger communities (5, 10 and 40 species) with parameters chosen to favour emergence of coexistence through life-history complexity, using the extension of model 1 in S -species contexts (eq. 3). Our idea to extend the mechanism behind emergent coexistence from two to an arbitrary number of species was to create opposite competitive hierarchies in the competition coefficients related to the two density-dependent vital rates, fertility (α) and juvenile survival (β). This was done through a negative correlation between the coefficients α_{ij} and β_{ij} . The negative correlation was parameterized using a bivariate normal distribution and a covariance between the two variable equals to $-0.9\sigma^2$ where σ^2 is the variance of both α_{ij} and β_{ij} .

To draw the full set of parameter values, we have used:

- Log-normal fertilities $\pi_i \sim \text{Log-}\mathcal{N}(\mu_\pi, \sigma_\pi)$
- Beta-distributed survival and transition probabilities $\phi_i \sim \text{Beta}(a_\phi, b_\phi)$, $s_{\alpha,i} \sim \text{Beta}(a_{s_\alpha}, b_{s_\alpha})$ and $\gamma_i \sim \text{Beta}(a_\gamma, b_\gamma)$
- Normally distributed intraspecific competition coefficients $\alpha_{ii} \sim \mathcal{N}(\mu_\alpha, \sigma_\alpha)$ and $\beta_{ii} \sim \mathcal{N}(\mu_\beta, \sigma_\beta)$
- As mentioned above, when $i \neq j$ we use interspecific coefficients drawn as $(\alpha_{ij}, \beta_{ij}) \sim \mathcal{N}_2(\mu_{\alpha\beta}, \Sigma_{\alpha\beta})$

with $\Sigma_{\alpha\beta} = \begin{pmatrix} \sigma^2 & \rho\sigma^2 \\ \rho\sigma^2 & \sigma^2 \end{pmatrix}$ and $\rho = -0.9$. We have $\mu_{\alpha\beta} = 0.8 \begin{pmatrix} \mu_\alpha \\ \mu_\beta \end{pmatrix}$ to ensure a strong interspecific competition, which seemed necessary to see possible effects of trade-off between competitive coefficients. Meta-parameter values determining the abovementioned parameter distributions are given in full in [Appendix D](#). We chose 3 sets for the distribution-level parameters $(\mu_\pi, \sigma_\pi, a_\phi, b_\phi, \dots)$, corresponding to 3 different levels of variance in the vital rates that allowed us to have either species with very close vital rates (i.e., low variance across species of the parameter distributions) or more variable vital rates (medium and high variation, see [Appendix D](#)).

We simulated the dynamics and computed the number of extant species after 3000 generations, which allowed to reach an equilibrium state (see [Appendix D](#)). Then, for each of the three main parameter sets, we created new, replicated parameter sets where we permuted all the inter-specific coefficients in order to remove the correlation between α_{ij} and β_{ij} , while keeping the same inter-specific competition values. We performed these permutations 200 times and represented the histogram of the number of species that coexist after 3000 generations for the 200 permuted datasets. This allowed us to compare the scenarios where α_{ij}

and β_{ij} are negatively correlated to the null hypothesis of no correlation between them (no emergence of coexistence through life-history complexity possible).

3 Results

3.1 Invasion analysis

First of all, the analytical expressions for the boundaries of coexistence domains obtained thanks to the invasion analysis (eq. 7 and 8) can be interpreted to understand how the trade-off between competition coefficients actually promotes coexistence. In equation 7 (and similarly in equation 8), as n_{1a}, C_2, D_2 are independent of inter-specific competition coefficients, a decrease of β_{21} (the effect of species 1 on species 2's juvenile survival) on the right hand side will mechanically increase the value of α_{21}^* on the left-hand side (the boundary value for α_{21} , the effect of species 1 on species 2's fertility). What does this mean ecologically? When the effect of species 1 on species 2's juvenile survival β_{21} decreases, α_{21} can increase without species 2 getting extinct. This means that as one type of competition is lowered, the other type of competition can be increased while having both species coexisting. Thus we can have coexistence with low β_{21} and high α_{21} , and reciprocally, using the other equation, high β_{12} and low α_{12} . That is, we have coexistence through opposite competitive hierarchies.

To have a better overview of coexistence properties implied by our invasion analysis, we produced coexistence outcome domains for model 1. These are similar to Moll and Brown (2008)'s but are computed analytically. They are produced using the newly derived invasion criterion (eq. 6). Figures 1A and 1B are used for reference (with dotted lines corresponding to the domains boundaries of figure 1A). We found, as shown in figures 1C, 1D and 1E, that emergent coexistence outcomes can be observed in our model. This is best seen in figure 1D, where the coexistence domain (in light grey) is extended far to the right of the reference dashed line, well beyond what would be suggested based on α coefficients only (Fig. 1A). Thus we have coexistence with competition on both vital rate when competition on a single vital rate (α) would instead have suggested exclusion of species 2, while β suggests exclusion of species 1.

In figures 1C and 1E, we do not find strictly emergent coexistence, in the sense that coexistence is not suggested by either α or β but is obtained by combining both types of competition. We do find other *emergent outcomes* though (e.g. in figure 1C: exclusion of one of the species when α or β would suggest priority effect and coexistence, respectively).

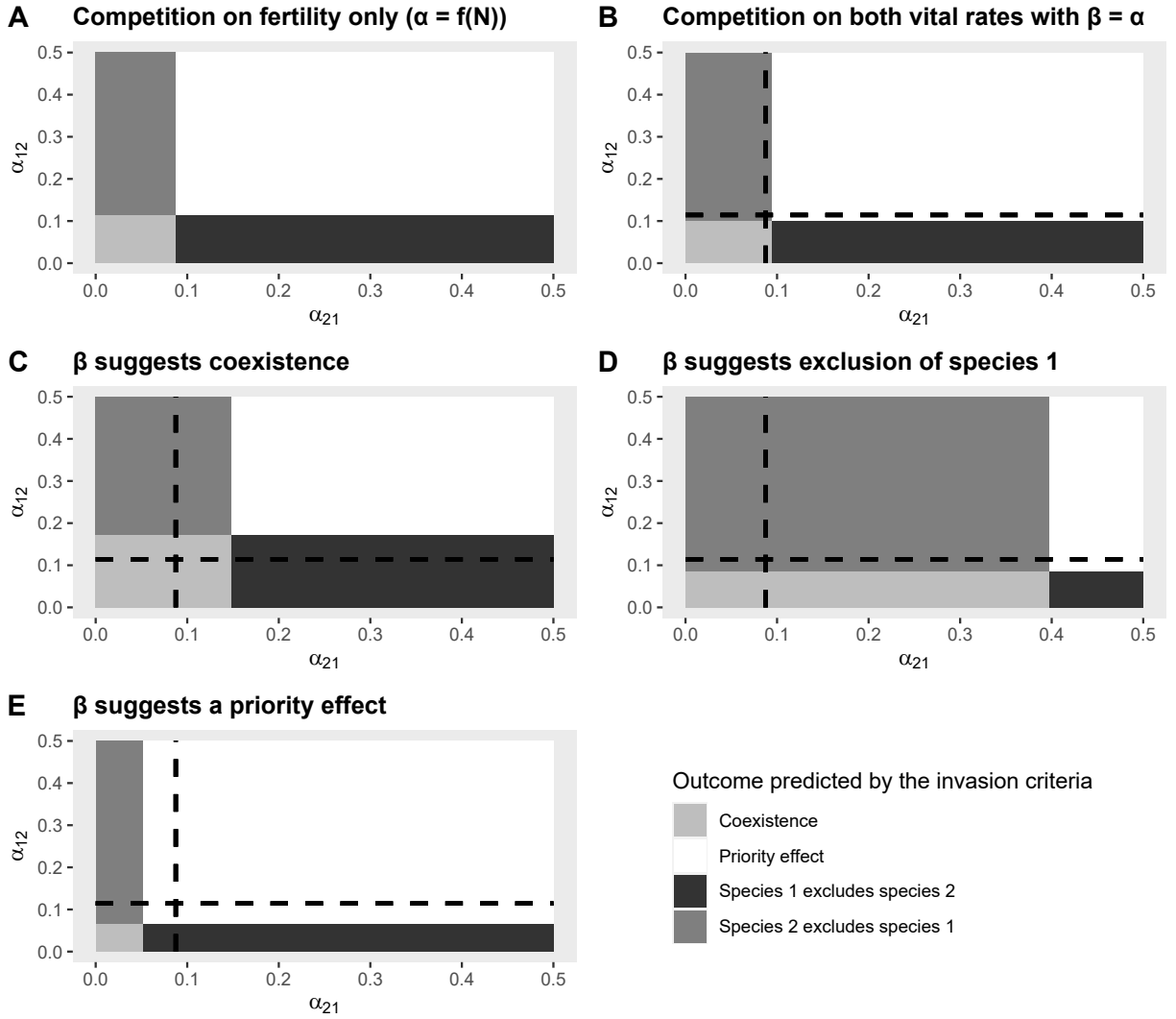


Figure 1: Outcomes of the model predicted by invasion analysis depending on the coefficients of the inter-specific competition on fertility (α_{12} and α_{21}) with β coefficients suggesting coexistence, exclusion of species 2 and priority effect. The dotted lines correspond to the outcome boundaries of panel A which is used as a reference

We also reproduced figure 1 for model 2 where habitats of juveniles and adults are separated so that they cannot compete with each other as in the life-history cycle described by Moll and Brown (2008) (see Supplement A for details).

3.2 Sensitivity analysis

We represented elasticity $\frac{E}{n_i} \frac{dn_i}{dE}$, i.e., a relative response of the density n_i of species i to a relative perturbation on E . The elasticity values obtained from the sensitivity analysis performed on our three parameter sets are given in figure 2.

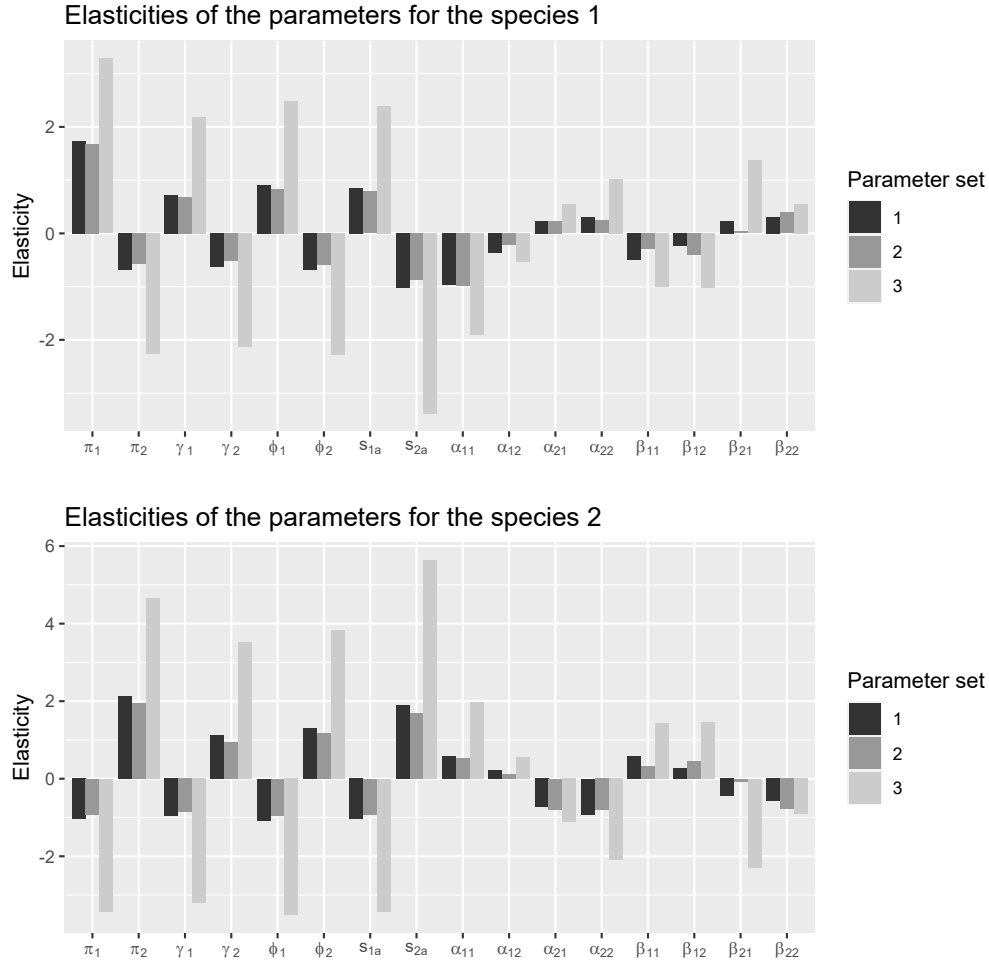


Figure 2: Elasticities for the 3 parameter sets leading to equal densities at equilibrium but corresponding to contrasted mechanisms of coexistence.

We found here that the emergent coexistence that occurs when there are opposite competitive hierarchies on fertility and juvenile survival (parameter set 2) is as sensitive as the ‘classical’ (niche-based) coexistence that occurs when the competition coefficients on both vital rates suggest coexistence (parameter set 1). However, when the coexistence stems from a competition on one vital rate suggesting a priority effect and the other classical coexistence (parameter set 3), the resulting equilibrium is more sensitive to perturbation, according to our elasticity analysis. A coexistence regions representation (Barabás et al. 2014b, presented in Appendix C) confirmed the results of figure 2 by showing similar regions for the ‘classical’ and the ‘emergent’ coexistence, together with a smaller domain for the third scenario (priority effect + coexistence \rightarrow coexistence). This is likely due to the destabilizing influence of priority effects.

3.3 S -species simulations

The species richnesses at the end of the simulations for the extended model 1 with S species (see eq 3) are given in figure 3. Each panel displays a histogram of the number of species remaining in the community after

3000 generations, for the original parameter set including a negative correlation between α_{ij} and β_{ij} , as well as for the 200 permuted parameter sets where this correlation is set to zero.

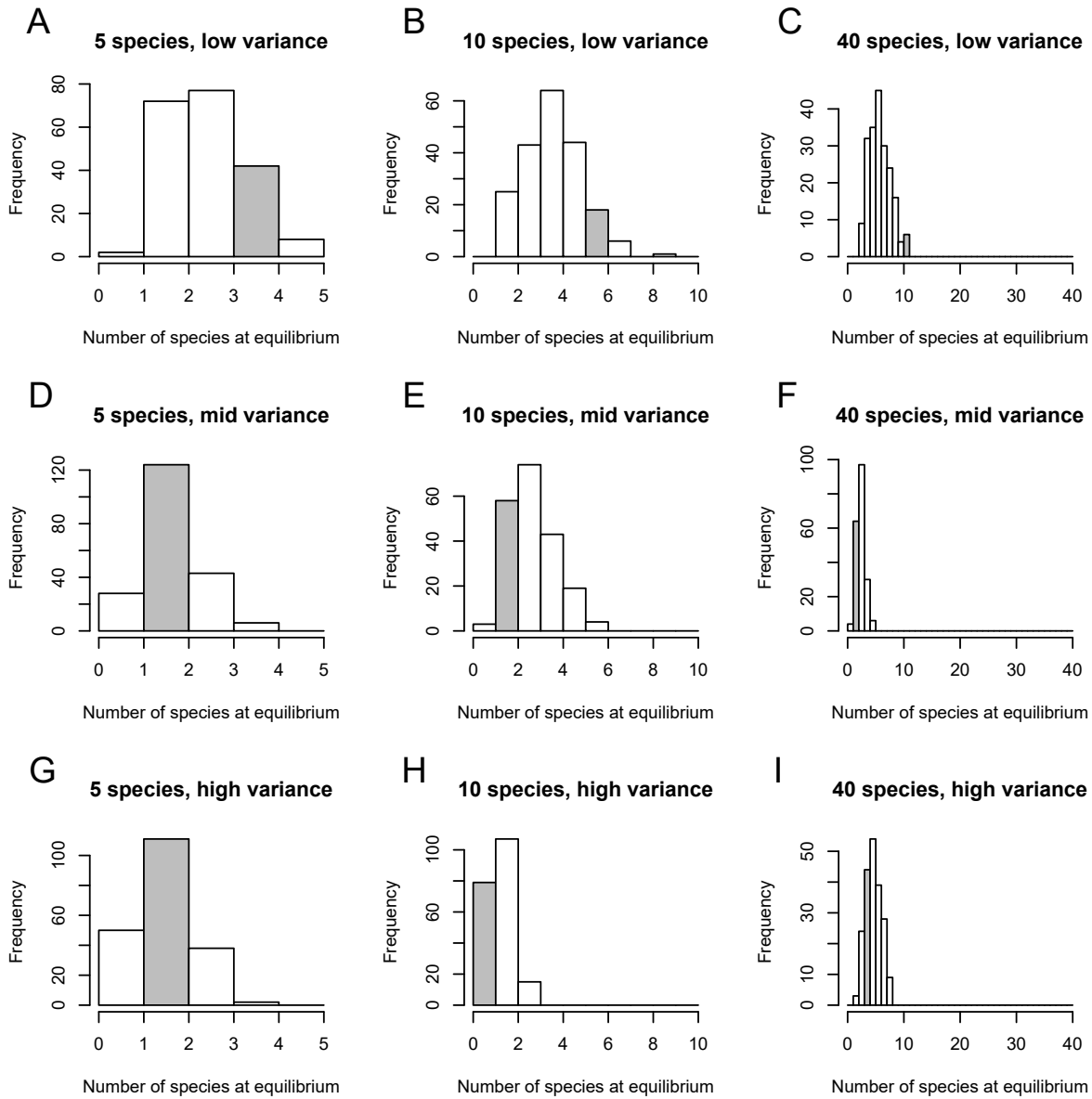


Figure 3: Histograms of the number of species persisting at equilibrium for 200 permutations of inter-specific competition coefficients. The bar in gray indicates the number of species persisting at time $t=3000$ generations for the original α_{ij} and β_{ij} with $\text{Corr}(\alpha_{ij}, \beta_{ij}) < 0$. From left to right, columns correspond the communities with initially 5, 10 and 40 species. From top to bottom, the lines correspond to situations with high, average and low variance on the vital rates.

We checked that the negative correlation between α_{ij} and β_{ij} indeed induces opposite hierarchies of competition in sets of coefficients associated to fertility and juvenile survival (i.e., a negative correlation between $\text{rank}(\alpha_{ij})$ and $\text{rank}(\beta_{ij})$, see [Appendix D](#)). In spite of this, the parameter sets with the above-mentioned opposite competitive hierarchies do not systematically lead to richer communities than the corresponding permuted parameter sets (where $\text{Corr}(\alpha_{ij}, \beta_{ij}) = 0$). For very close parameters between species (low vari-

ances in parameter distributions, Figs. 3A, 3B and 3C), opposite competitive hierarchies seem to have a positive effect on the species richness, when compared to the null hypothesis of zero correlation between α_{ij} and β_{ij} . However, the assumption of a community composed solely of very similar species for all life-history parameters (as opposed to similar averaged birth and death rates, as in neutral theory) is rather unrealistic. To sum up, we showed that the negative correlation between α_{ij} and β_{ij} , even if it indeed induces opposite competitive hierarchies on the two vital rates, does not seem to allow, for reasonably variable distribution of parameter values, an increase of the number of species coexisting at the equilibrium. In other words, two-species coexistence through life-history complexity does not scale up to many-species.

4 Discussion

In this article, we studied competitive interactions between species with structured life-cycles, with multiple vital rates that can depend on population densities. Using structured models for two competing species, [Moll and Brown \(2008\)](#) described a form of coexistence whereby opposite competitive hierarchies in the competition coefficients associated to two vital rates could yield coexistence in the model where these two density-dependent vital rates combine—while models with a single density-dependent vital rate would predict exclusion of the inferior competitor on that vital rate. To show the existence of such emergent coexistence, they used Ricker functions for density-dependence and a particular interaction setup where competition between adults and juveniles is forbidden, as in systems with metamorphosis, where adults and juveniles occupy separated habitats. This brought into question whether these results could be generalized to other functional forms and model structures, which we do here. We considered as a baseline an alternative and perhaps more frequent life-history setup, where adults can affect both adults and juveniles, so that both fertilities and juvenile survival rates can depend upon adult densities of both species. We first found, using structured two-species models, that emergent coexistence can be generalized to Beverton-Holt functional forms and our new model structure (as opposed to scenarios where juveniles and adults interact solely within a life-stage, although we have considered this as well and emergent coexistence remains possible, see [Supplement A](#)). We provided an in-depth explanation of how emergent coexistence can occur, using analytical invasion criteria (facilitated by the use of Beverton-Holt functions). Then, we explored the robustness of such emergent coexistence equilibria with a community-level sensitivity analysis and we found that a perturbation on parameters had not more effect on equilibrium densities in the case of emergent coexistence than in a ‘classical’ coexistence allowed by niche separation. Finally, we numerically explored the possibility for such mechanisms of emergent coexistence to manifest in S -species models (with $S \gg 2$). We observed that the opposition of competitive hierarchies acting on fertility vs juvenile survival, allowed by a negative correlation between the two sets of competition coefficients, did not seem to generate substantial increases in species richness in our simulated communities.

As we succeeded to reproduce the numerical results of [Moll and Brown \(2008\)](#) with a general analytical invasion framework and another, more frequently observed model structure, we think that emergent coexistence may be a general feature of two-species two-life-stages models, which reinforces the importance of structured models to study interactions between species and their role in shaping community dynamics ([Miller and Rudolf, 2011](#)). The robustness of those findings has been confirmed by the community-level sensitivity analysis. To our knowledge, there has been little implementation in practice of the discrete-time sensitivity analysis for coupled nonlinear systems developed by [Barabás et al. \(2014a\)](#). Here, it has allowed us to explore in more depth the properties of equilibria, as we could not easily find an expression for equilibrium densities (they are defined by the intersection of two conic sections, and parameters are so interwoven in those expressions that even if analytical solutions were to be found, these might be too complex to interpret). As our results showed that the emergent coexistence equilibrium with opposite competitive hierarchies was not sensitive to external perturbations, we think that such coexistence may be likely when environmental stochasticity is added to two-species two-stages models.

However, two-species coexistence, even with many stages, may be quite different from many-species coexistence. Our study of S -species communities did not show a positive effect of opposite competitive hierarchies in the two sets of competition coefficients, except in communities where species were very similar in all their parameters (but these communities are probably not very lifelike). We have done additional explorations of many-species models, using slightly different correlation structures, such as negative correlations between interspecific α and β coefficients within each pair of species (see [Appendix D](#)), rather than simply a negative correlation between pooled α_{ij} and β_{ij} values for all pairs of species. This stronger condition on negative correlations between competitiveness on the two vital rates has also shown a null effect on the species richness of the final community. In sum, we showed that the properties promoting emergence of coexistence through life-history complexity in the 2-species models could hardly be extended to many-species models where all species interact together (albeit sometimes weakly). These results resonate with those of simpler, unstructured models ([Barabás et al., 2016](#)): criteria needed to promote S -species coexistence with $S \gg 2$ are much more stringent than those for two species, and require a more important separation of niches (manifesting in the ratio between intra and interspecific competition coefficients).

Finally, we should keep in mind that even if our results are both robust and supported by analytical formulas, some assumptions that we (and most modellers) have made could be debated. [Moll and Brown \(2008\)](#) and ourselves considered a modified Lotka-Volterra framework, with Lotka-Volterra competition coefficients modulating the effect of adult or juvenile densities on several vital rates. However, we have no mechanistic derivations for such models (a derivation through MacArthur-style consumer-resource model with separation of time scales could perhaps be attempted). Structured mechanistic models of resource-based competition or competition for space might inform on the realism of the α_{ij} and β_{ij} correlation structures considered here

(Goldberg and Landa, 1991; Loreau and Ebenhoh, 1994; Tilman, 1982; Qi et al., 2021). That said, we expect that even with a mechanistic perspective, our main finding will likely be robust: while coexistence emerging from life-history complexity is quite easily seen in two-species models, it is much more difficult to obtain in many-species models, where some degree of niche separation is usually required to prevent species to interact too much with each other. This could occur either through generally weak interspecific interactions, or potentially strong yet modular interactions, which has showed potentiality to better understand coexistence (e.g. Kinlock, 2021).

Acknowledgements We thank Sam Boireaud for an exploratory numerical study of some two-species models, as well as Olivier Gimenez for discussions and Coralie Picoche for comments on the manuscript. Funding for GB’s internship was provided by the French National Research Agency through ANR Democom (ANR-16-CE02-0007) to Olivier Gimenez.

Code accessibility Computer codes written for analyses are available at GitHub:

https://github.com/g-bardon/StructuredModels_Coexistence

Contributions GB wrote the computer code, produced the figures, and performed numerical analyses. Analytical formulas were derived by FB and GB. The first draft was written by GB with help from FB, both authors contributed equally to subsequent versions.

References

- Barabás, G., G. Meszéna, and A. Ostling. 2014*a*. Fixed point sensitivity analysis of interacting structured populations. *Theoretical population biology* 92:97–106.
- Barabás, G., L. Pásztor, G. Meszéna, and A. Ostling. 2014*b*. Sensitivity analysis of coexistence in ecological communities: theory and application. *Ecology Letters* 17:1479–1494.
- Barabás, G., M. J. Michalska-Smith, and S. Allesina. 2016. The effect of intra- and interspecific competition on coexistence in multispecies communities. *The American Naturalist* 188:E1–E12.
- Boutin, S. A. 1984. The effect of conspecifics on juvenile survival and recruitment of snowshoe hares. *The Journal of Animal Ecology* pages 623–637.
- Caswell, H. 2001. *Matrix Population Models: Construction, Analysis, and Interpretation*. 2nd edn Sinauer Associates. Inc., Sunderland, MA .
- Chesson, P. 2000. Mechanisms of maintenance of species diversity. *Annual review of Ecology and Systematics* 31:343–366.

- Chu, C., and P. B. Adler. 2015. Large niche differences emerge at the recruitment stage to stabilize grassland coexistence. *Ecological Monographs* 85:373–392.
- Cushing, J. 2008. Matrix models and population dynamics. *Mathematical biology* 14:47–150.
- Cushing, J. M. 1998. An introduction to structured population dynamics, volume 71. SIAM.
- Fujiwara, M., G. Pfeiffer, M. Boggess, S. Day, and J. Walton. 2011. Coexistence of competing stage-structured populations. *Scientific Reports* 1:107.
- Goldberg, D. E., and K. Landa. 1991. Competitive effect and response: hierarchies and correlated traits in the early stages of competition. *Journal of Ecology* 79:1013–1030.
- Haigh, J., and J. M. Smith. 1972. Can there be more predators than prey? *Theoretical Population Biology* 3:290–299.
- Kinlock, N. L. 2021. Uncovering structural features that underlie coexistence in an invaded woody plant community with interaction networks at multiple life stages. *Journal of Ecology* 109:384–398.
- Leslie, P., and J. Gower. 1958. The properties of a stochastic model for two competing species. *Biometrika* 45:316–330.
- Leslie, P. H. 1945. On the use of matrices in certain population mathematics. *Biometrika* 33:183–212.
- Letten, A. D., P.-J. Ke, and T. Fukami. 2017. Linking modern coexistence theory and contemporary niche theory. *Ecological Monographs* 87:161–177.
- Loreau, M., and W. Ebenhoh. 1994. Competitive exclusion and coexistence of species with complex life cycles. *Theoretical Population Biology* 46:58–77.
- Miller, T. E., and V. H. Rudolf. 2011. Thinking inside the box: community-level consequences of stage-structured populations. *Trends in ecology & evolution* 26:457–466.
- Moll, J. D., and J. S. Brown. 2008. Competition and coexistence with multiple life-history stages. *The American Naturalist* 171:839–843.
- Neubert, M. G., and H. Caswell. 2000. Density-dependent vital rates and their population dynamic consequences. *Journal of Mathematical Biology* 41:103–121.
- Péron, G., and D. N. Koons. 2012. Integrated modeling of communities: parasitism, competition, and demographic synchrony in sympatric ducks. *Ecology* 93:2456–2464.
- Qi, M., N. DeMalach, T. Sun, and H. Zhang. 2021. Coexistence under hierarchical resource exploitation: the role of r^* -preemption tradeoff. *arXiv preprint arXiv:1908.08464* .

Tilman, D. 1982. Resource Competition and Community Structure. (MPB-17), Volume 17. Princeton University Press.

Wallace, M. P., and S. A. Temple. 1987. Competitive interactions within and between species in a guild of avian scavengers. *The Auk* 104:290–295.

Appendix A Parameter sets used to simulate contrasted scenarios of two-species coexistence

The parameter sets chosen are the following :

Set	π_1	π_2	γ_1	γ_2	ϕ_1	ϕ_2	s_{1a}	s_{2a}	α_{11}	α_{12}	α_{21}	α_{22}	β_{11}	β_{12}	β_{21}	β_{22}
1	30	25	0.7	0.8	0.5	0.4	0.5	0.6	0.01	0.05	0.06	0.01	0.01	0.06	0.06	0.01
2	30	25	0.7	0.8	0.5	0.4	0.5	0.6	0.01	0.02	0.112	0.01	0.01	0.125	0.01	0.01
3	30	25	0.7	0.8	0.5	0.4	0.5	0.6	0.01	0.043	0.035	0.01	0.01	0.155	0.165	0.01

Table A1: Full parameter sets chosen to have contrasted scenarios of coexistence

The three parameter sets led to the same densities at equilibrium with $n_1 = 200 \pm 1$ and $n_2 = 130 \pm 1$.

To check what coexistence outcomes were suggested by the competition coefficients associated to fertility and juvenile survival, we used the invasion criteria given by [Fujiwara et al. \(2011\)](#), valid for models with a single density-dependent vital rate affected by competition (either fertility or juvenile survival). For example, the invasion criteria of the model with only juvenile survival affected by competition (i.e., with only α coefficients) is given by:

$$\mathcal{R}_\alpha(i) = \frac{R'_i \alpha_{jj}}{R'_j \alpha_{ij}} \tag{A1}$$

where

$$R'_i = \frac{\pi_i}{f_i^{(c)}} - 1 \tag{A2}$$

and

$$f_i^{(c)} = \frac{1}{\gamma_i s_j} (1 - s_a) (1 - s_j + \gamma_i s_j). \tag{A3}$$

These criteria reflect invasion outcomes if we only had density-dependence on fertility.

Appendix B Invasion analysis

We develop here the method to obtain invasion criteria in two-species two-life stages models including competition on two vital rates, such as model 1 combining competition on fertility and juvenile survival.

We first place ourselves at the exclusion equilibrium where species 1 lives without species 2:

$$\tilde{n} = \begin{pmatrix} n_{1j}^* \\ n_{1a}^* \\ 0 \\ 0 \end{pmatrix}. \tag{A4}$$

To compute the equilibrium densities n_{1j}^* and n_{1a}^* , we have to solve the following system corresponding

to the model with a single species (we dropped here species-specific indices for simplicity):

$$\begin{cases} n_j &= (1 - \gamma)s_j(n)n_j + f(n)n_a \\ n_a &= \gamma s_j(n)n_j + s_a n_a \end{cases} \quad (\text{A5})$$

with the fertility $f(n)$ and the juvenile survival $s_j(n)$ affected by only the intra-specific competition according to the expressions

$$f(n) = \frac{\pi}{1 + \alpha n_a} \quad \text{and} \quad s_j(n) = \frac{\phi}{1 + \beta n_a}. \quad (\text{A6})$$

We now express n_j according to n_a :

$$n_j = (1 - s_a)n_a \frac{1}{\gamma s_j(n)} \quad (\text{A7})$$

$$= (1 - s_a) \left(\frac{1 + \beta n_a}{\gamma \phi} \right) n_a \quad (\text{A8})$$

and then, as we have by assumption $n_a \neq 0$ and $n_j \neq 0$, we obtain

$$\begin{aligned} n_j &= (1 - \gamma)s_j(n)n_j + f(n)n_a \\ 1 &= (1 - \gamma) \frac{\phi}{1 + \beta n_a} + \frac{\pi}{1 + \alpha n_a} \frac{n_a}{n_j} \\ 1 &= (1 - \gamma) \frac{\phi}{1 + \beta n_a} + \frac{\pi \phi \gamma}{(1 - s_a)(1 + \beta n_a)(1 + \alpha n_a)} \\ (1 + \beta n_a)(1 + \alpha n_a) &= (1 - \gamma)\phi(1 + \alpha n_a) + \frac{\pi \gamma \phi}{1 - s_a} \end{aligned}$$

that leads to the polynomial of degree 2:

$$\alpha \beta n_a^2 + (\alpha + \beta - \alpha(1 - \gamma)\phi)n_a + 1 - (1 - \gamma)\phi - \frac{\pi \gamma \phi}{1 - s_a} = 0. \quad (\text{A9})$$

We denote $C = (1 - \gamma)\phi$ and $D = \frac{\pi \gamma \phi}{1 - s_a}$ and we search then for the solutions of the polynomial equation:

$$n_a^* = \frac{(\alpha C - \alpha - \beta) \pm \sqrt{(-\alpha C + \alpha + \beta)^2 - 4\alpha\beta(-C - D + 1)}}{2\alpha\beta}. \quad (\text{A10})$$

We search for a positive solution and we have $C = (1 - \gamma)\phi < 1$ and then $\alpha C - \alpha - \beta < 0$. So we have to take the positive square root and using the additional conditions $\alpha > 0$ and $\beta > 0$, we find:

$$(\alpha C - \alpha - \beta) + \sqrt{(-\alpha C + \alpha + \beta)^2 - 4\alpha\beta(-C - D + 1)} > 0 \quad (\text{A11})$$

$$\iff -4\alpha\beta(-C - D + 1) > 0 \quad (\text{A12})$$

$$\iff C + D > 1. \quad (\text{A13})$$

We define the inherent net reproductive number as the term $C + D = (1 - \gamma)\phi + \frac{\pi\gamma\phi}{1-s_a}$ that must exceed 1 to have a viable species. We finally obtain the densities at a stable positive equilibrium for the model with a single species:

$$\begin{cases} n_j^* &= (1 - s_a) \left(\frac{1 + \beta n_a^*}{\gamma \phi} \right) n_a^* \\ n_a^* &= \frac{(\alpha(1-\gamma)\phi - \alpha - \beta) + \sqrt{(-\alpha(1-\gamma)\phi + \alpha + \beta)^2 - 4\alpha\beta(-(1-\gamma)\phi - \frac{\pi\gamma\phi}{1-s_a} + 1)}}{2\alpha\beta} \end{cases} \quad (\text{A14})$$

provided that

$$C + D = (1 - \gamma)\phi + \frac{\pi\gamma\phi}{1 - s_a} > 1. \quad (\text{A15})$$

We have then obtained the densities at the exclusion equilibrium. We have now to evaluate the stability of this equilibrium: if it is locally asymptotically stable, the excluded species cannot invade the community starting from very small density. We have to compute the eigenvalues of the Jacobian of the 2 species system evaluated at the exclusion equilibrium. The full system iterated over a time step reads:

$$\begin{cases} n_{1j}(t+1) &= (1 - \gamma_1) \frac{\phi_1}{1 + \beta_{11}n_{1a}(t) + \beta_{12}n_{2a}(t)} n_{1j}(t) + \frac{\pi_1}{1 + \alpha_{11}n_{1a}(t) + \alpha_{12}n_{2a}(t)} n_{1a}(t) \\ n_{1a}(t+1) &= \gamma_1 \frac{\phi_1}{1 + \beta_{11}n_{1a}(t) + \beta_{12}n_{2a}(t)} n_{1j}(t) + s_{1a}n_{1a}(t) \\ n_{2j}(t+1) &= (1 - \gamma_2) \frac{\phi_2}{1 + \beta_{22}n_{2a}(t) + \beta_{21}n_{1a}(t)} n_{2j}(t) + \frac{\pi_2}{1 + \alpha_{22}n_{2a}(t) + \alpha_{21}n_{1a}(t)} n_{2a}(t) \\ n_{2a}(t+1) &= \gamma_2 \frac{\phi_2}{1 + \beta_{22}n_{2a}(t) + \beta_{21}n_{1a}(t)} n_{2j}(t) + s_{2a}n_{2a}(t). \end{cases} \quad (\text{A16})$$

We place ourselves at the abovementioned exclusion equilibrium where species 1 dominates the community and species 2 is absent. The Jacobian evaluated at this point is a 4×4 matrix and it has the following triangular block form:

$$\begin{pmatrix} B_1 & B_2 \\ 0 & B_3 \end{pmatrix}. \quad (\text{A17})$$

Therefore, we only need to know the eigenvalues of the 2×2 matrices B_1 and B_3 . The B_1 matrix corresponds to the Jacobian of the system in the absence of species 2, so we directly know that the eigenvalues are smaller than 1 (since species 1 is at the stable resident equilibrium). The B_3 matrix is given by:

$$B_3 = \begin{pmatrix} (1 - \gamma_2) \frac{\phi_2}{1 + \beta_{21}n_{1a}^*} & \frac{\pi_2}{1 + \alpha_{21}n_{1a}^*} \\ \gamma_2 \frac{\phi_2}{1 + \beta_{21}n_{1a}^*} & s_{a2} \end{pmatrix}. \quad (\text{A18})$$

The B_3 matrix corresponds to the projection matrix of species 2, which implies that the exclusion equilibrium is not stable when species 2 has a growth rate larger than 1 (i.e., the modulus of B_3 's leading eigenvalue is larger than 1). The stability of this two-dimensional system can be investigated thanks to the Jury conditions,

given by the equations (A19, A20, A21):

$$1 - \text{tr } J(\mathbf{n}) + \det J(\mathbf{n}) > 0 \quad (\text{A19})$$

$$1 + \text{tr } J(\mathbf{n}) + \det J(\mathbf{n}) > 0 \quad (\text{A20})$$

$$1 - \det J(\mathbf{n}) > 0 \quad (\text{A21})$$

with $J(\mathbf{n})$ the Jacobian matrix of the system evaluated at the exclusion equilibrium. If these three conditions hold, the system is stable. If the first condition (equation (A19)) is violated, one of the eigenvalues of $J(\mathbf{n})$ is larger than 1, which means that the excluded species can invade the community. The violations of the conditions (A20) and (A21) correspond to the creation of limit cycles (Neubert and Caswell, 2000). We then check these conditions on the B_3 matrix. We have:

$$\begin{aligned} \text{tr } B_3 &= (1 - \gamma_2) \frac{\phi_2}{1 + \beta_{21} n_{1a}^*} + s_{a2} \\ \det B_3 &= (1 - \gamma_2) \frac{\phi_2}{1 + \beta_{21} n_{1a}^*} s_{a2} - \gamma_2 \frac{\phi_2}{1 + \beta_{21} n_{1a}^*} \frac{\pi_2}{1 + \alpha_{21} n_{1a}^*}. \end{aligned}$$

We start with the third condition (A21):

$$1 - (1 - \gamma_2) \frac{\phi_2}{1 + \beta_{21} n_{1a}^*} s_{a2} + \gamma_2 \frac{\phi_2}{1 + \beta_{21} n_{1a}^*} \frac{\pi_2}{1 + \alpha_{21} n_{1a}^*} > 0. \quad (\text{A22})$$

This equation will always be satisfied with biologically meaningful parameters and strictly competitive interaction between species:

- The third term of (A22) is positive because each parameter is positive,
- $(1 - \gamma_2) \frac{\phi_2}{1 + \beta_{21} n_{1a}^*} s_{a2} < 1$ because $0 \leq \gamma \leq 1$ and $0 \leq \phi \leq 1$.

Since $\text{tr } B_3 > 0$, the first Jury's condition implies the second ((A19) \Rightarrow (A20)). Then, we only have to check the first Jury condition to describe the stability of the system:

$$\begin{aligned} 1 - (1 - \gamma_2) \frac{\phi_2}{1 + \beta_{21} n_{1a}^*} + s_{a2} + (1 - \gamma_2) \frac{\phi_2}{1 + \beta_{21} n_{1a}^*} s_{a2} - \gamma_2 \frac{\phi_2}{1 + \beta_{21} n_{1a}^*} \frac{\pi_2}{1 + \alpha_{21} n_{1a}^*} &> 0 \\ (1 - \gamma_2) \frac{\phi_2}{1 + \beta_{21} n_{1a}^*} - (1 - \gamma_2) \frac{\phi_2}{1 + \beta_{21} n_{1a}^*} s_{2a} + \gamma_2 \frac{\phi_2}{1 + \beta_{21} n_{1a}^*} \frac{\pi_2}{1 + \alpha_{21} n_{1a}^*} &< 1 - s_{2a} \\ (1 - \gamma_2) \phi_2 (1 - s_{2a}) &< (1 - s_{2a}) (1 + \beta_{21} n_{1a}^*) - \frac{\gamma_2 \phi_2 \pi_2}{1 + \alpha_{21} n_{1a}^*} \\ (1 - \gamma_2) \phi_2 \frac{1}{1 + \beta_{21} n_{1a}^*} + \frac{\gamma_2 \phi_2 \pi_2}{1 - s_{2a}} \frac{1}{(1 + \beta_{21} n_{1a}^*) (1 + \alpha_{21} n_{1a}^*)} &< 1. \end{aligned}$$

We finally have the following condition for the stability of the equilibrium:

$$\frac{C_2}{1 + \beta_{21} n_{1a}^*} + \frac{D_2}{(1 + \beta_{21} n_{1a}^*) (1 + \alpha_{21} n_{1a}^*)} < 1 \quad (\text{A23})$$

with $C_2 = (1 - \gamma_2)\phi_2$ and $D_2 = \frac{\pi_2\gamma_2\phi_2}{1-s_{2a}}$.

This last expression (eq. 6) gives us an invasion criteria that is larger than 1 if species 2 is able to invade the community when rare.

Note that if we remove the competition on one vital rate by setting all the competition coefficients associated to this vital rate to 0, we re-obtain the invasion criteria given by [Fujiwara et al. \(2011\)](#) for their model where only one vital rate was affected by competition. This ensures some internal coherence to the analytical results.

Appendix C Coexistence regions obtained through sensitivity analysis for the three scenarios of coexistence

To have another, complementary representation of the sensitivities, we estimated coexistence regions for the three parameter sets using the definition given by [Barabás et al. \(2014b\)](#). Note that we use the term region in place of *domain* to separate the regions found with this sensitivity analysis from the *domains* of coexistence found through invasion analysis. The method consists in using the sensitivities at the equilibrium for each parameter in order to determine the region of parameter space where species both persists despite changes in parameter values. It is calculated by finding the smallest (positive and negative) perturbation that would lead to the extinction of one of the species from the value of sensitivities and densities at equilibrium. The coexistence regions for the three parameter sets are presented in figure [A1](#).

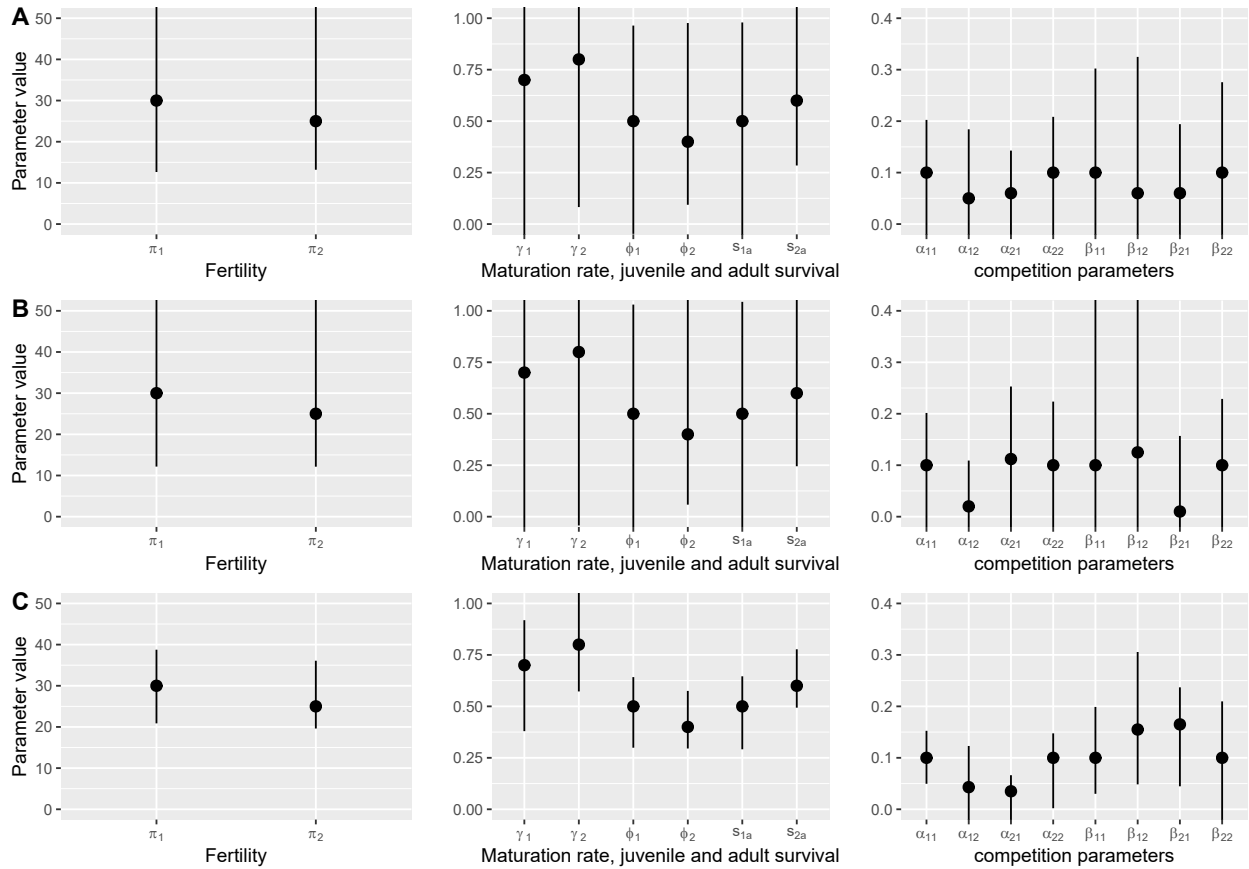


Figure A1: Parameter values and coexistence regions of the three parameter sets chosen to promote different situations of coexistence.

We see here smaller coexistence regions in the third scenario, consistent with this equilibrium being more sensitive (less robust) to perturbations.

Appendix D Additional simulations with S species, $S > 2$

The meta-parameter sets, used in the parameter distributions from which the vital rate parameters for each species have been drawn, are the following:

Distribution variance	μ_{π_i}	σ_{π_i}	a	b	$\mu_{\alpha_{ii}}$	$\sigma_{\alpha_{ii}}$	$\mu_{\beta_{ii}}$	$\sigma_{\beta_{ii}}$	μ_{ij}	σ_{ij}
high	3	0.5	5	5	0.05	0.01	0.05	0.01	0.04	0.02
average	3	0.05	50	50	0.05	0.01	0.05	0.01	0.04	0.02
small	3	0.005	500	500	0.05	0.001	0.05	0.001	0.04	0.02

Table A2: (Meta)-Parameter sets used to draw parameter values to simulate community dynamics with (a, b) parameters of the beta distribution for ϕ , s_a and γ ($a = a_{\phi_i} = a_{s_{a,i}} = a_{\gamma_i}$ and $b = b_{\phi_i} = b_{s_{a,i}} = b_{\gamma_i}$). The last two columns correspond respectively to the mean of inter-specific coefficient (for both α_{ij} and β_{ij}) and to the variance of the inter-specific coefficients (with the co-variance between α_{ij} and β_{ij} equal to $-0.9 \times \sigma_{ij}$).

For initially 40 species, a small variance of parameters across species, and opposite competitive hierarchies, we obtained the dynamics illustrated in figure A2.

Population dynamics of 40 species with opposite competitive hierarchies

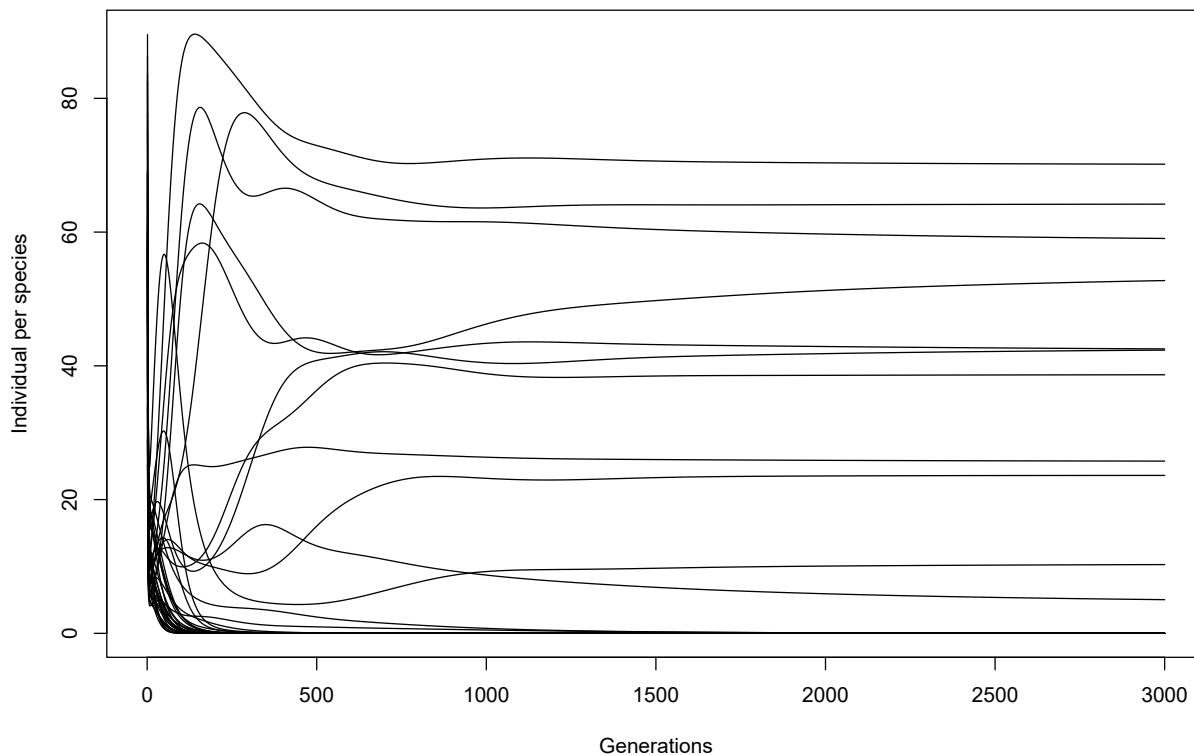


Figure A2: Population dynamics of a community with initially 40 species and opposite competitive hierarchies on fertility and juvenile survival. All species have very similar vital rates due to a low variance in the distribution used to draw the parameter. Each line corresponds to one species.

The population dynamics highlighted in figure A2 demonstrates that 3000 time steps are enough to reach a stable number of coexisting species.

We verified our hypothesis that a negative correlation between α_{ij} and β_{ij} lead to opposite hierarchies in sets of coefficients associated to fertility and juvenile survival by plotting the rank of α_{ij} against the rank of β_{ij} . For 40 species, these ranks are plotted in figure A3.

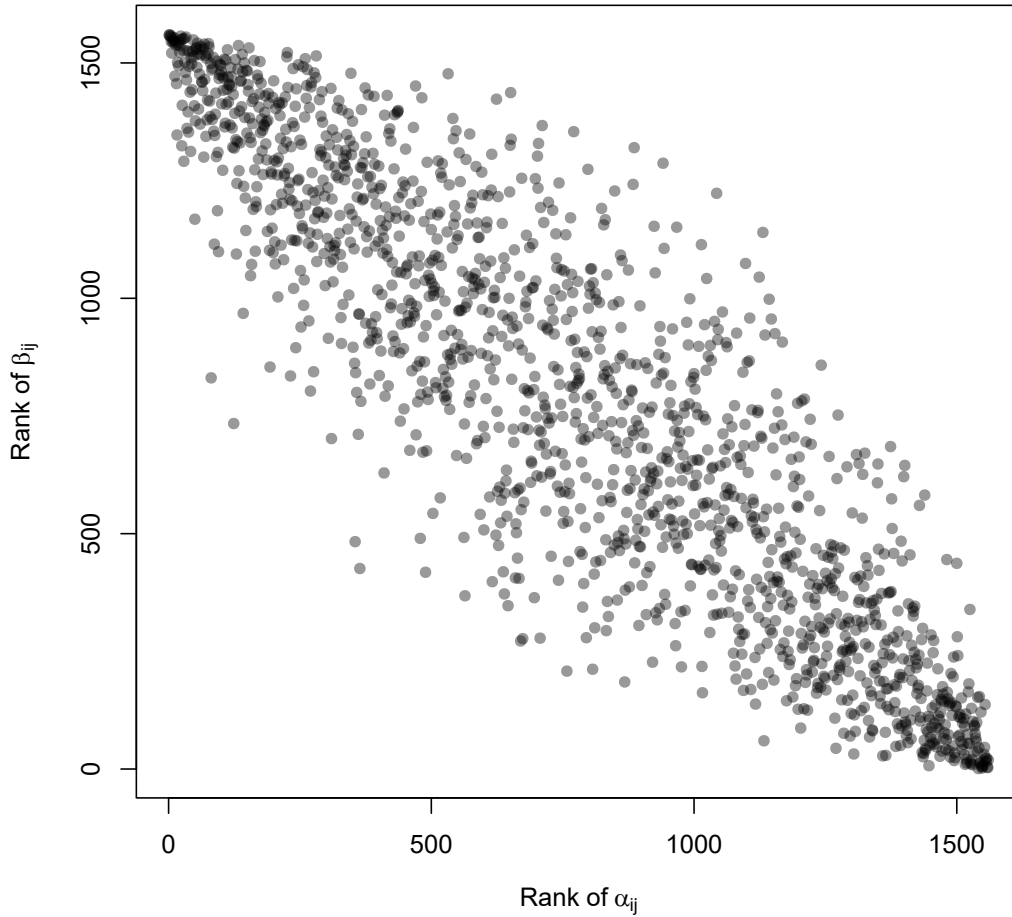


Figure A3: Rank of β_{ij} versus rank of α_{ij} under a negative correlation of β_{ij} and α_{ij} corresponding to $\phi = 0.9\sigma$

The negative correlation between ranks in figure A3 confirmed that the negative correlation between α_{ij} and β_{ij} was efficient to create the expected opposite competitive hierarchies. However, opposite competitive hierarchies may not be sufficient to promote reciprocal exclusion (e.g., exclusion of 1 by 2 in the fertility competition model and of 2 by 1 in the juvenile survival competition model) of species within each or most pairs of species. To make the comparison between 2 and S-species model, we have to check that we consider situations that are fully comparable, i.e., where species would exclude each other out in a two-species contest on either α or β competition. We therefore checked if the trade-off between being competitive on α and β could promote such reciprocal exclusion or priority effects (in models with a single parameter that is density dependent) within pairs of species. We computed the invasion criteria of such simple models (where only one vital rate is affected by competition) for each pair of species composing the communities. For a community of initially 40 species and a small variance in parameters across species, we found the coexistence outcomes in simpler models highlighted in figure A4.

We found that for a community of 40 species, the proportions of pairs of species where a priority effect or a reciprocal exclusion are suggested (by the simpler models with density-dependence on one vital rate) are low when we assume only a negative correlation between α_{ij} and β_{ij} .

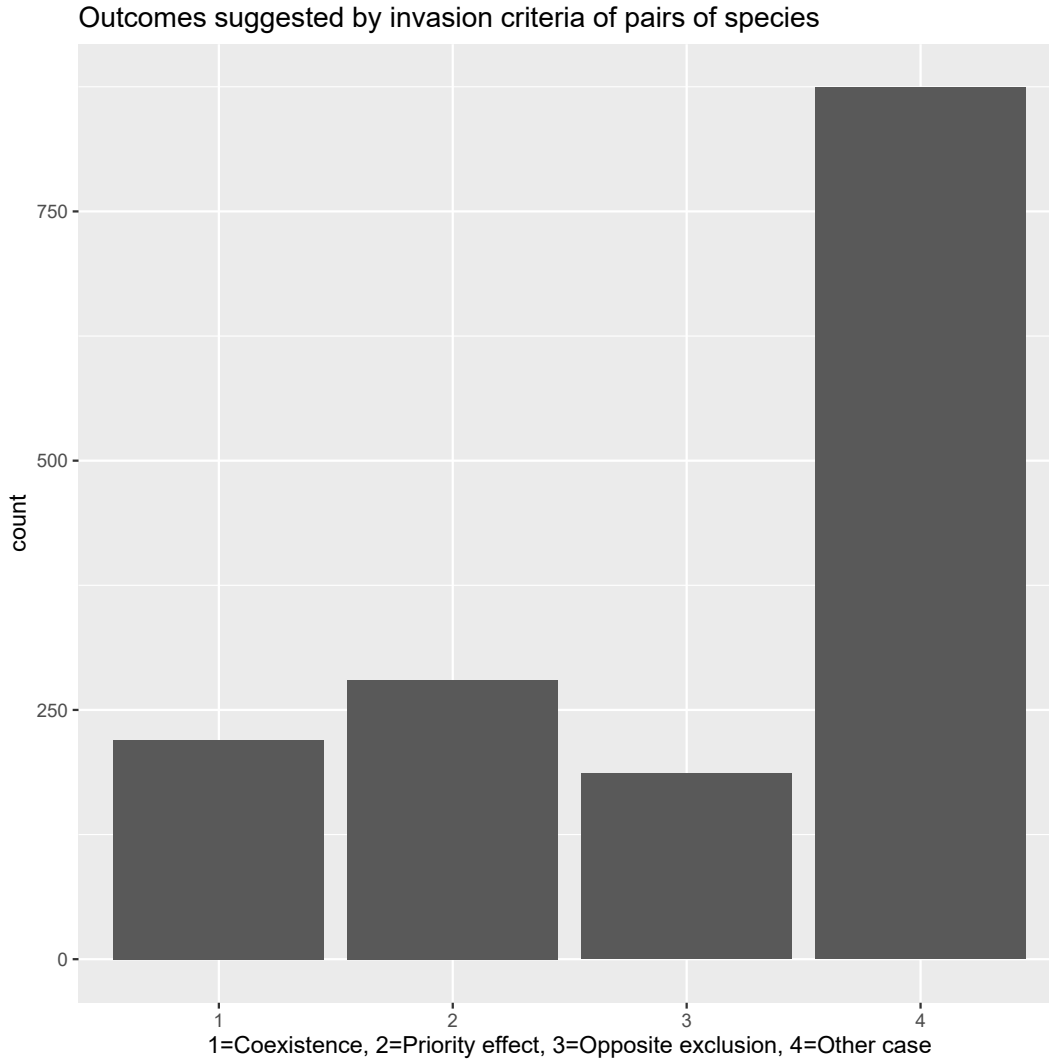


Figure A4: Proportions of situations given by pairwise invasion criteria for a parameter set with 40 species with very close parameters and a negative correlation between α_{ij} and β_{ij} with $\phi = 0.9\sigma$

In fact, when we simply use a negative correlation to create opposite competitive hierarchies, we draw our couple of values $(\alpha_{ij}, \beta_{ij})$ in a Gaussian distribution, and then most of the values are close to their means, which does not allow to obtain pairs of species where each species is strongly competitive on a different vital rate, and exclude the other if the competition was on this vital rate only. Therefore, even if there are opposite competitive hierarchies within pairs of species modelled, this setup is unlikely to generate situations where species exclude each other when considering single-vital-rate-competition.

To consider S-species scenarios where species can exclude each other out if competition was solely on α or solely on β (hereafter referred to as ‘reciprocal exclusion’), we changed our structure of correlation to generate situations where within most pairs of species, each species is strongly competitive on a different

vital rate (e.g. species 1 excludes species 2 in the model with only fertility competition and vice-versa in the model with only juvenile survival competition).

Our method to achieve reciprocal exclusion of pairs (for single-vital-rate-competition) consisted in drawing pairs (a_{ij}, b_{ij}) from a bivariate normal distribution with $\mu_{a_{ij}} < \mu_{b_{ij}}$ and $\text{Corr}(a_{ij}, b_{ij}) < 0$. We then always assign (a_{ij}, b_{ij}) to $(\alpha_{ij}, \beta_{ij})$ and (b_{ji}, a_{ji}) to $(\alpha_{ji}, \beta_{ji})$. In this way, for each pair of species (i, j) , species i is competitive on α and species j is competitive on β . We acknowledge that this may be hard to grasp, and suggest to the reader to use the code to create an example if required.

We computed the invasion criteria for each pair of species and counted how often each invasion scenario in single-density-dependence models, which we represented in the histogram of figure A5.

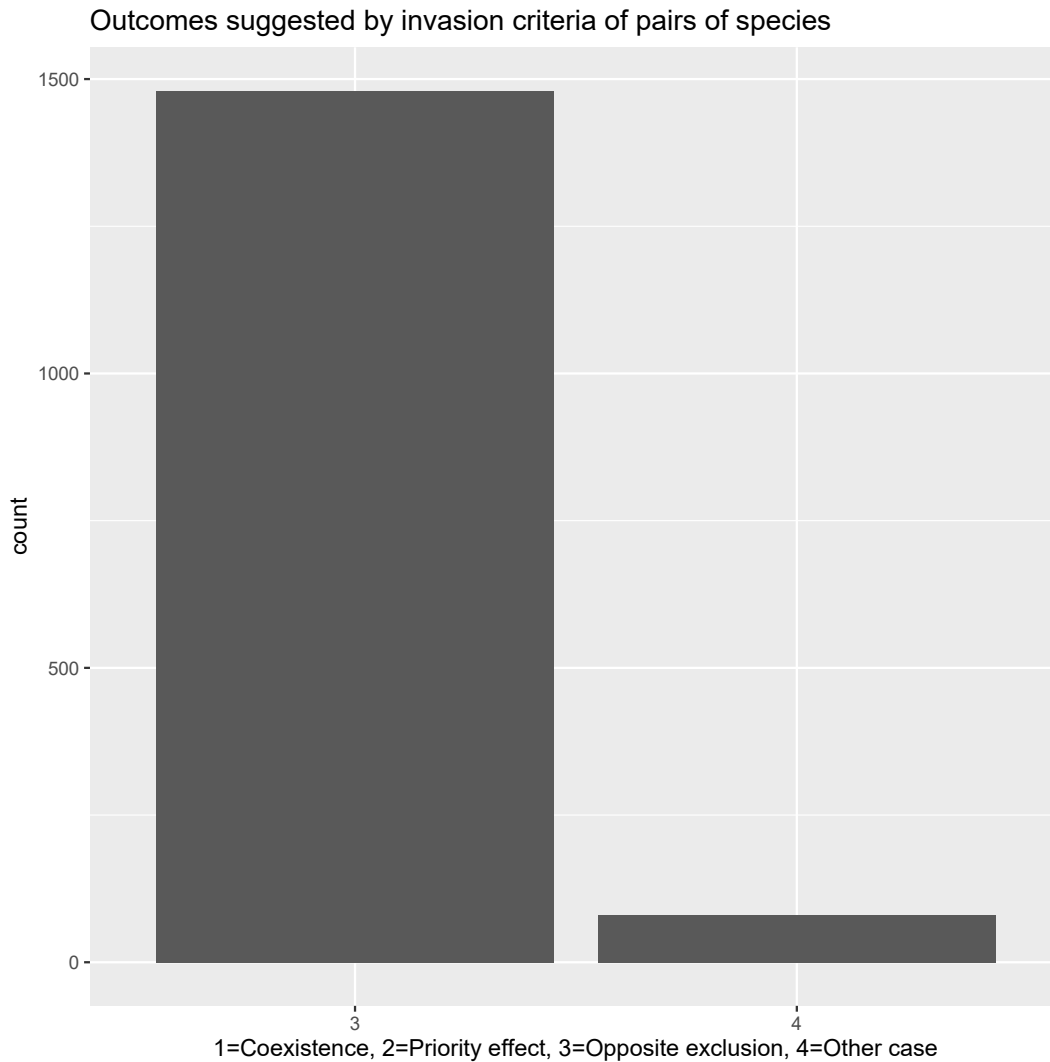


Figure A5: Proportions of situations given by pairwise invasion criteria - for Fujiwara et al. style models - for a parameter set with 40 species with very close parameters and bimodal distribution of interspecific coefficients drawn to promote situations of opposite exclusion within each pair of species.

We succeeded to generate reciprocal exclusion within most pairs of species. Moreover, we showed that a permutation in the competition coefficient was sufficient to remove the structure of reciprocal exclusion

(figure A6).

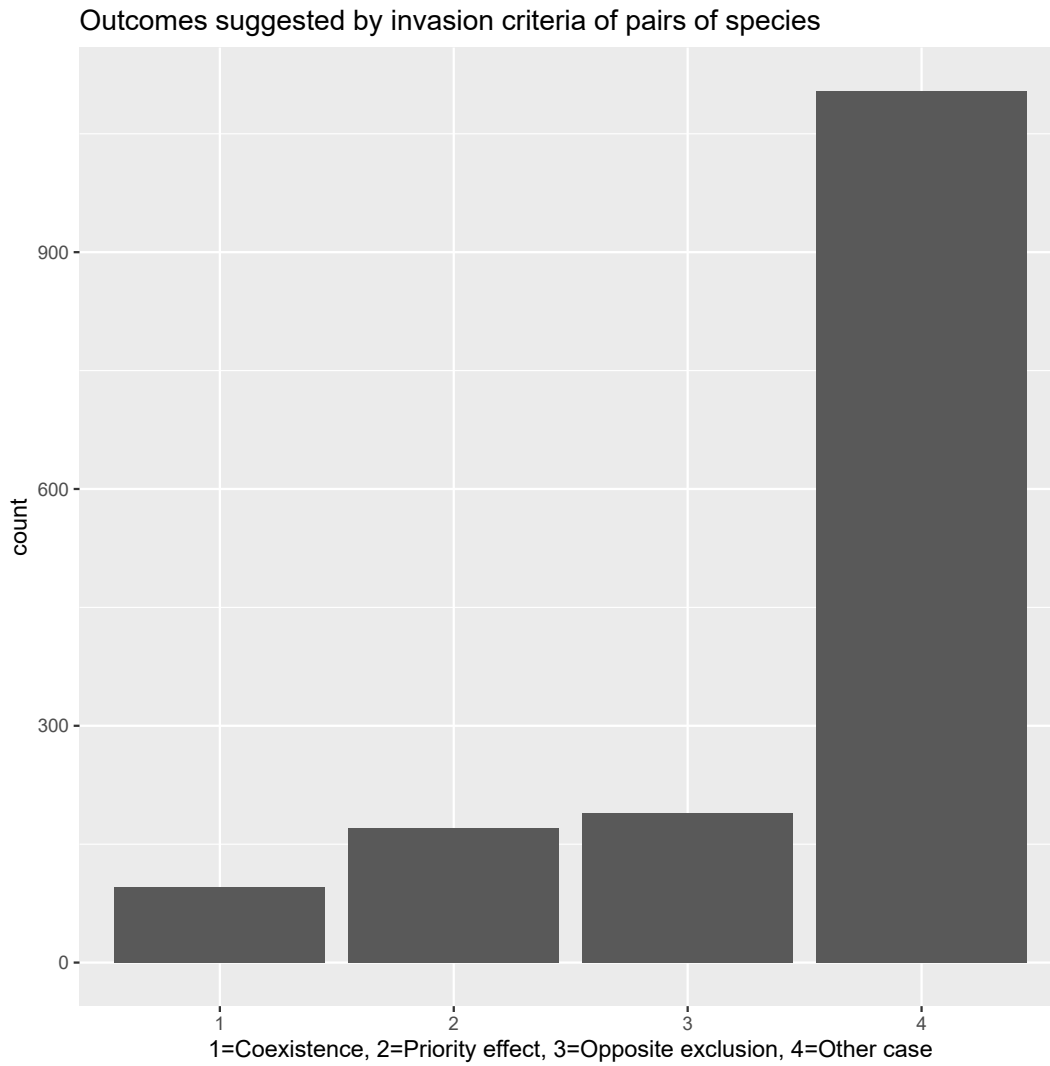


Figure A6: Proportions of situations given by pairwise invasion criteria for a parameter set with 40 species with very close parameters and permuted competition coefficient that initially promoted situations of reciprocal exclusion within each pair of species.

However, as for our simple negative correlation between competitive ranks for α and β , this new parameter set where reciprocal exclusion occurs within most pairs of species does not allow to significantly increase the number of extant species at $t = 3000$ time steps (figure A7).

40 species, low variance

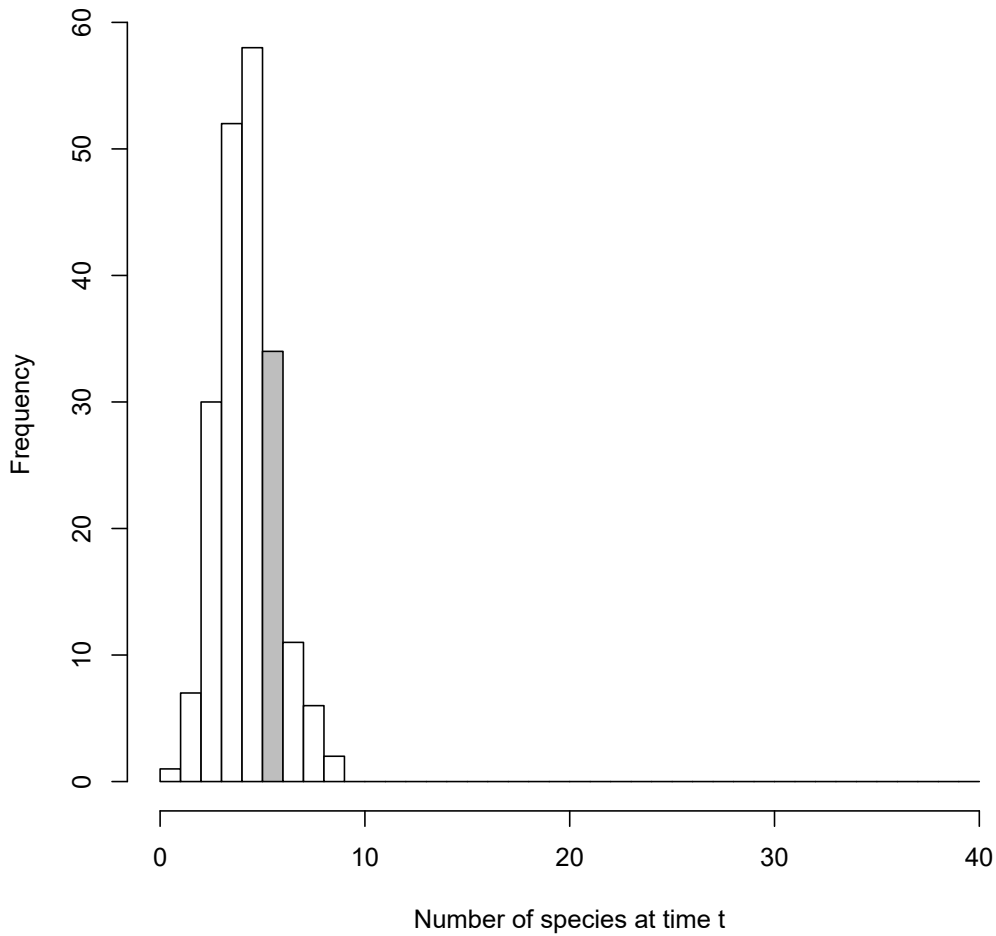


Figure A7: Histograms of the number of species persisting at equilibrium with initially 40 species for 200 permutations of inter-specific competition coefficients. The bar in gray indicates the number of species persisting at equilibrium for the original α_{ij} and β_{ij} with $\text{Corr}(\alpha_{ij}, \beta_{ij}) < 0$ and the opposite exclusion for each pair of species.

Therefore, even if competition is highly structured in a way that makes species exclude each other out when a single vital rate is density-dependent, which should greatly promote situations of emergent coexistence, we did not observe a positive effect of this structure on species richness in a community larger than $S = 2$. We therefore conclude that emergent coexistence is highly unlikely in many-species context.

Supplement A Invasion analysis for a model with Moll & Brown (2008)'s life history structure

We performed our invasion analysis on the model with a life-history structure similar to Moll and Brown (2008). The projection matrix of this model was given in equation 2.1. The exact same method as in section 2.3 was used to compute the invasion criteria with M&B's life-history structure.

We obtain the coexistence outcome domains given in figure S1 with the β coefficients given in table S1. The results are qualitatively similar to those presented in the main text with adults \rightarrow adults + juveniles.

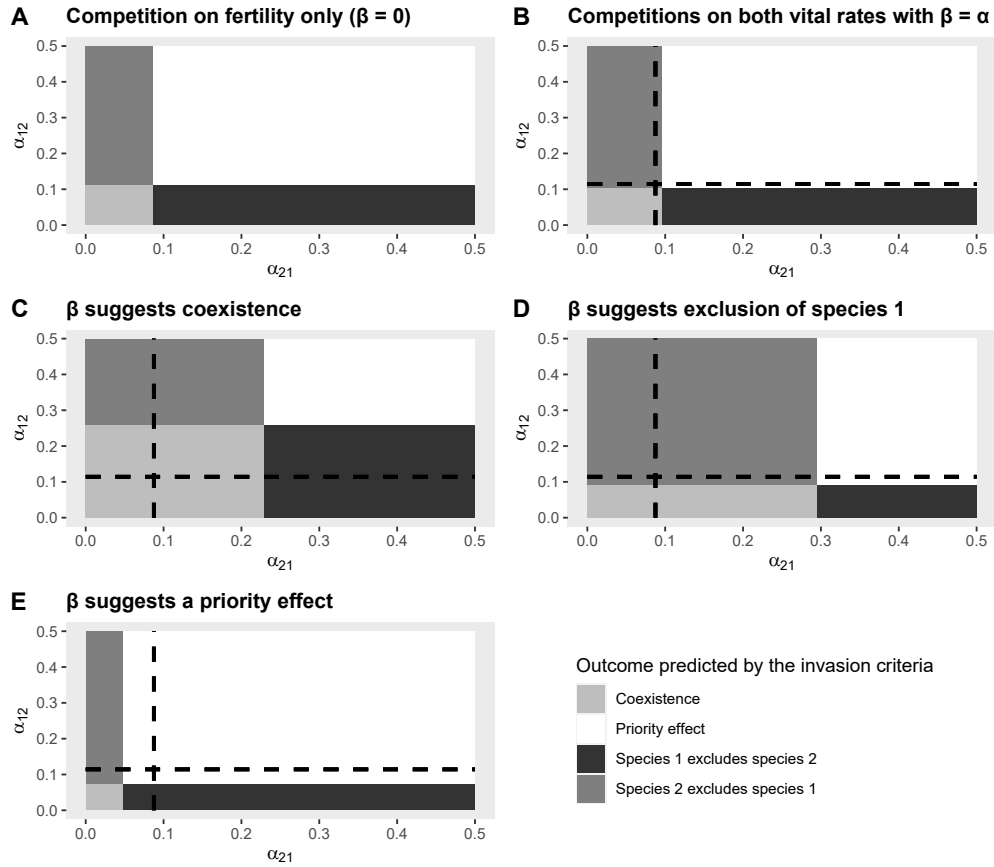


Figure S1: Outcomes of the model with a structure similar to M&B model predicted by invasion analysis depending on the coefficients of the inter-specific competition on fertility (α_{12} and α_{21}) with β coefficients suggesting coexistence, exclusion of species 2 and priority effect. The dotted lines correspond to the outcome boundaries of figure A which is used as a reference

Figure	β_{12}	β_{21}
C	0.06	0.06
D	0.11	0.05
E	0.12	0.12

Table S1: β competition coefficients used to obtain contrasting situations of coexistence.

Supplement B Moll & Brown (2008)'s model structure extended to a S -species context

The extension of our model 2 to a similar life-history structure to [Moll and Brown \(2008\)](#) can be given by the equation [S1](#).

$$\mathbf{A}_1^{MB}(\mathbf{n}) = \begin{pmatrix} \frac{(1-\gamma_i)\phi_i}{1+\sum_{k=1}^S \beta_{ik}n_{k,j}} & \frac{\pi_i}{1+\sum_{k=1}^S \alpha_{ik}n_{k,a}} \\ \frac{\gamma_i\phi_i}{1+\sum_{k=1}^S \beta_{ik}n_{k,j}} & s_{i,a} \end{pmatrix}. \quad (\text{S1})$$