

Primordial Black Holes from CDM Isocurvature

Samuel Passaglia^{a*} and Misao Sasaki^{a,b,c†}

^a*Kavli Institute for the Physics and Mathematics of the Universe (WPI),
The University of Tokyo Institutes for Advanced Study (UTIAS),
The University of Tokyo, Chiba 277-8583, Japan*

^b*Center for Gravitational Physics, Yukawa Institute for Theoretical Physics, Kyoto University, Kyoto 606-8502, Japan and*

^c*Leung Center for Cosmology and Particle Astrophysics,
National Taiwan University, Taipei 10617, Taiwan*

(Dated: September 28, 2021)

We show that primordial black holes can be produced from the collapse of large isocurvature perturbations of the cold dark matter. We develop a novel procedure to compute the resulting black hole abundance by studying matched perturbations of matter-only universes, and we use our procedure to translate observational constraints on black hole abundances into model-independent constraints on cold dark matter isocurvature perturbations over a wide range of scales. The constraint on the typical amplitude of the primordial perturbations weakens slightly slower than linearly on small scales.

I. INTRODUCTION

Our universe was endowed on large scales with primordial fluctuations which are small and adiabatic, visible directly in the anisotropy pattern of the Cosmic Microwave Background [1, 2]. We have much less information about the initial state of our universe on small scales, where primordial information is processed by nonlinear physics.

One model independent statement that can be made about small scale perturbations is that they cannot be so large as to form too many primordial black holes (PBHs). PBHs form from the collapse of large adiabatic perturbations when they enter the cosmological horizon [3–5], and therefore astronomical measurements of black hole abundances provide invaluable cosmological information about the primordial adiabatic mode on small scales [6, 7].

In this work, we show that PBHs can also form from the collapse of primordial *isocurvature* fluctuations of the cold dark matter (CDM). This allows us to use black hole abundance data to place wholly model-independent constraints on the CDM isocurvature component of the small scale perturbations.

We will see that CDM isocurvature perturbations can form PBHs if they are so large that the local matter density becomes nonlinear sufficiently close to the horizon scale. Forming light PBHs, corresponding to small regions entering the horizon early during radiation domination, therefore requires CDM perturbations large enough that a local region becomes CDM dominated well before global matter-radiation equality. Constraints on primordial CDM isocurvature from PBHs therefore become weaker and weaker on smaller and smaller scales as larger and larger CDM perturbations are required to induce local matter domination earlier and earlier. This is in sharp contrast with the adiabatic case, where the perturbation

amplitude required to produce a given PBH abundance at formation does not significantly depend on when the PBHs form.

The exact formation probability which relates the amplitude of CDM isocurvature perturbations to the PBH abundance has not yet been computed in the literature. In this work we develop a novel matching procedure to estimate it by identifying CDM isocurvature modes with perturbations in matched matter-only universes. This matching allows us to adapt results from studies of PBH formation in matter-dominated universes [8–10] to study PBH formation from CDM isocurvature. Because PBH formation in matter domination is only power-law sensitive to the perturbation amplitude, rather than exponentially sensitive as in the adiabatic radiation-domination case, constraints on PBH abundances probe a greater dynamic range of the isocurvature spectrum than the adiabatic spectrum.

This paper is organized as follows.

In §II, we recall some basic results about the linear evolution of CDM isocurvature perturbations in the early universe.

In §III, we describe how sufficiently large CDM isocurvature fluctuations can collapse to form PBHs and we introduce our matching scheme to compute the PBH abundance today from a given amplitude of primordial isocurvature fluctuations.

In §IV, we apply our technique to map existing PBH abundance constraints to constraints on the primordial CDM isocurvature.

Finally in §V we discuss and contextualize our results.

II. EVOLUTION OF CDM ISOCURVATURE PERTURBATIONS

We formally decompose the primordial CDM perturbation in the Newtonian gauge into isocurvature and adiabatic components [11]

$$\delta_c(0) = S(0) + A(0), \quad (1)$$

* samuel.passaglia@ipmu.jp

† misao.sasaki@ipmu.jp

as

$$\begin{aligned} S(0) &= \delta_c(0) - 3/4\delta_\gamma(0), \\ A(0) &= 3/4\delta_\gamma(0), \end{aligned} \quad (2)$$

with δ_γ the photon overdensity.

We work throughout exclusively in the large isocurvature regime $S(0) \gg A(0)$. With the metric perturbations $\{\Phi, \Psi\}$ controlled in radiation domination by the radiation perturbations through the Einstein equations [12–14], the large isocurvature regime corresponds to $\delta_c \gg \{\Phi, \Psi\}$ during radiation domination for as long as the total density and metric perturbations remain linear. We also restrict our attention to modes which are sub-horizon in matter domination, and since the metric perturbations decay on subhorizon scales we neglect them in the continuity and Euler equations for the CDM in both radiation and matter domination. Under these approximations the CDM perturbations therefore evolve in linear theory as [15]

$$\frac{d^2\delta_c}{dy^2} + \frac{(2+3y)}{2y(1+y)} \frac{d\delta_c}{dy} = \frac{3}{2y(1+y)} \frac{\Omega_{c,0}}{\Omega_{m,0}} \delta_c, \quad (3)$$

where $y \equiv a/a_{\text{eq}}$ is the scale factor relative to matter-radiation equality a_{eq} . For simplicity, we throughout this work neglect the energy contribution of the baryons and set $\Omega_{c,0} \simeq \Omega_{m,0}$. The solutions are

$$\begin{aligned} U_1 &= \frac{2}{3} + y, \\ U_2 &= \frac{15}{8}(2+3y) \ln \left[\frac{(1+y)^{1/2} + 1}{(1+y)^{1/2} - 1} \right] - \frac{45}{4}(1+y)^{1/2}, \end{aligned} \quad (4)$$

which can be matched to the constant solution in radiation domination ($y \rightarrow 0$) to find

$$\delta_c \simeq \left(1 + \frac{3}{2} \frac{a}{a_{\text{eq}}} \right) S(0) \equiv S(a). \quad (5)$$

This defines the transfer function

$$T(a) \equiv \frac{S(a)}{S(0)} = 1 + \frac{3}{2} \frac{a}{a_{\text{eq}}}. \quad (6)$$

which evolves CDM fluctuations from their initial value, through radiation domination and into matter domination, until linear theory breaks down as signaled by the total density perturbation becoming order unity.

With a_H the time of horizon crossing,

$$\frac{a_H}{a_{\text{eq}}} = \frac{1 + \sqrt{1 + 8(k/k_{\text{eq}})^2}}{4(k/k_{\text{eq}})^2} \simeq \frac{1}{\sqrt{2}} \frac{k_{\text{eq}}}{k} \quad (k \gg k_{\text{eq}}), \quad (7)$$

and k_{eq} the mode which crosses the horizon at matter-radiation equality a_{eq} ,

$$k_{\text{eq}} = (2\Omega_{m,0}H_0^2/a_{\text{eq}})^{1/2} \simeq 0.01\text{Mpc}^{-1}, \quad (8)$$

this transfer function is valid for all $k \gg k_{\text{eq}}$.

III. PBHS FROM CDM COLLAPSE

The CDM overdensity can be spatially averaged across a comoving scale R as

$$\delta_c(R) = \int \frac{d^3\vec{k}}{2\pi^3} W_R(k) \delta_c(\vec{k}), \quad (9)$$

where W_R is a smoothing function which suppresses small-scale $k \gg R^{-1}$ modes and $\delta_c(\vec{k})$ denotes a Fourier mode of the CDM density perturbation. The time dependence can be extracted from the integral to write

$$\delta_c(R) = T(a)\delta_c(R, 0), \quad (10)$$

with $\delta_c(R, 0)$ encoding the primordial isocurvature $S(0)$ smoothed by W_R .

The local CDM mass contained within a physical scale aR depends on the smoothing function chosen, and we absorb this dependence into a parameter μ ,

$$\begin{aligned} M(R) &= \mu \times \frac{4}{3}\pi(aR)^3 \times \rho_c(R) \\ &= 4\pi R^3 \mu \Omega_{c,0} (1 + \delta_c(R, 0)) H_0^2 M_{\text{Pl}}^2. \end{aligned} \quad (11)$$

The window function also associates with R a comoving wavenumber $k_R \equiv \gamma/R$, with γ a constant. Though our results are qualitatively insensitive to such choices, in our examples we use $\mu = (9\pi/2)^{-1}$ and $\gamma = 2.7$ which correspond to a Fourier space top-hat window function up to some assumptions about convergence of the volume integral [16, 17].

Whether a region collapses into a PBH depends on the local configuration of matter, and the total PBH abundance at formation can be obtained by integrating the probability distribution from which the perturbations are drawn against some PBH formation criterion.

For adiabatic fluctuations, this process has been studied in detail. If the total density fluctuations $\delta(R)$ are drawn from a gaussian with variance

$$\sigma^2(R) = \int \frac{dk}{k} W_R(k)^2 \frac{k^3 \langle \delta^2 \rangle}{2\pi^2}, \quad (12)$$

the abundance of PBHs at formation,

$$\beta(R) \equiv \frac{1}{\rho_{\text{tot}}} \left. \frac{d\rho_{\text{PBH}}(R)}{d \ln R} \right|_{\text{formation}}, \quad (13)$$

can be computed as some function f of the typical fluctuation amplitude at horizon crossing $\sigma(R, a_H)$ as

$$\beta(R) = f(\sigma(R, a_H)) \quad (\text{adiabatic}). \quad (14)$$

For adiabatic perturbations in radiation domination (see, e.g., Ref. [18]), $f = f_{\text{RD}}$ is described by an error function counting regions in the tail of the density distribution which lie over a collapse threshold where the radiation pressure can be overcome.

For adiabatic perturbations in matter domination (see, e.g., Ref. [19]), the fluid is pressureless and for large fluctuations $f = f_{\text{MD}}$ is only power law suppressed, with Ref. [8–10] deriving

$$\begin{aligned} f_{\text{MD}}(\sigma(R, a_H)) &\simeq f_{\text{MD}}^{\text{inhomogeneous}} \times f_{\text{MD}}^{\text{anisotropic}} \\ &= 0.02 \sigma(R, a_H)^{13/2}, \end{aligned} \quad (15)$$

valid for $0.005 \lesssim \sigma(R, a_H) \lesssim 0.1$. A slightly different behavior holds above ~ 0.1 , while below ~ 0.005 the PBH production is exponentially suppressed. The exact form of the exponential cutoff including all relevant physics is under investigation, but as a preliminary estimate the results of Refs. [9, 10] can be combined as

$$\begin{aligned} f_{\text{MD}}(\sigma(R, a_H)) &\lesssim 0.005) \simeq \\ &4 \times 10^{-7} \sigma(R, a_H)^{7/2} e^{-0.15\sigma(R, a_H)^{-2/3}}, \end{aligned} \quad (16)$$

where the coefficient has been chosen to match Eq. (15) at the switch point.

While the adiabatic case is well studied, the formation of PBHs from primordial CDM isocurvature fluctuations has not yet been examined in the literature. In particular the mapping between the amplitude of the CDM isocurvature fluctuations and the resulting PBH abundance is not yet known.

Our novel approach is to estimate the PBH abundance by matching the CDM isocurvature fluctuation $\delta_c(R)$ to a fluctuation $\tilde{\delta}(R)$ of a matter-only universe.

Namely, we construct a fictitious CDM-only universe which behaves identically to the actual universe once the CDM has dominated the local energy density. We insert into this universe a perturbation $\tilde{\delta}(R)$ which matches in amplitude and scale the total density perturbation $\delta(R)$ in our universe.

$\tilde{\delta}(R)$ can then be evolved back in time to find its amplitude $\tilde{\delta}(R, \tilde{a}_H)$ when it crossed the horizon in the matter-only universe to determine whether it, and therefore its corresponding isocurvature fluctuation, will form a PBH. This matching allows us to identify the PBH abundance produced by gaussian isocurvature fluctuations with typical initial amplitude $\sigma_c(R, 0)$ with the PBH abundance produced by the matched $\tilde{\sigma}(R, \tilde{a}_H)$ as $f_{\text{MD}}(\tilde{\sigma}(R, \tilde{a}_H))$ using the matter-only formulas Eq. (15) and Eq. (16).

To perform the matching we define a time $a_{\text{NL}}(R)$ when the total overdensity smoothed on the scale R ,

$$\delta(R) = \frac{\rho_c}{\rho_c + \rho_R} \delta_c(R) \simeq \delta_c(R, 0) \frac{(1 + 3a/2a_{\text{eq}})}{(1 + a_{\text{eq}}/a)}, \quad (17)$$

is equal to 1,

$$\delta(R, a_{\text{NL}}) \equiv 1, \quad (18)$$

and we suppress the R dependence of $a_{\text{NL}}(R)$ here and throughout. Explicitly, we have

$$\frac{a_{\text{NL}}}{a_{\text{eq}}} = \frac{B}{\delta_c(R, 0)}, \quad (19)$$

where $B = (1 - \delta_c(R, 0) + \sqrt{1 + 4\delta_c(R, 0) + \delta_c(R, 0)^2})/3$ is an order unity number that goes from $2/3$ when $\delta_c(R, 0) \ll 1$ to 1 when $\delta_c(R, 0) \gg 1$.

a_{NL} indicates when the evolution of the CDM perturbation becomes nonlinear. We identify two limits of its behavior.

When $\delta_c(R, 0)$ is less than unity, we have $a_{\text{NL}} > a_{\text{eq}}$ and nonlinearity begins during the globally matter dominated period of our universe. In this regime, the CDM fluctuation is frozen until matter domination begins, and then grows $\propto a$ until linear theory breaks down at a_{NL} .

When $\delta_c(R, 0)$ is greater than unity, on the other hand, we have $a_{\text{NL}} < a_{\text{eq}}$ and nonlinearity begins during global radiation domination while $\delta_c(R)$ is constant. At a_{NL} , local matter domination begins and $\delta_c(R)$ begins to evolve nonlinearly. Comparing a_{NL} to the horizon crossing time a_H ,

$$\frac{a_{\text{NL}}}{a_H} \simeq \frac{\sqrt{2}}{\delta_c(R, 0)} \frac{k_R}{k_{\text{eq}}}, \quad (20)$$

we restrict our attention to perturbations $\delta_c(R, 0) \lesssim \sqrt{2}k_R/k_{\text{eq}}$ so that nonlinearity begins only once the perturbation is subhorizon.

We now use a_{NL} to construct our fictitious matter-only universe by matching the Hubble rate between the true and fictitious universes at a_{NL} . The Friedmann equation in the fictitious universe then reads

$$\begin{aligned} \tilde{H}^2(\tilde{a}) &= H(a_{\text{NL}})^2 \left(\frac{\tilde{a}}{a_{\text{NL}}} \right)^{-3} \\ &= \frac{H_0^2 \Omega_{m,0}}{\tilde{a}^3} \left(\frac{a_{\text{eq}}}{a_{\text{NL}}} + 1 \right), \end{aligned} \quad (21)$$

and in this matter-only universe horizon crossing for the scale R occurs at

$$\frac{\tilde{a}_H}{a_{\text{eq}}} = \frac{k_{\text{eq}}^2}{2k_R^2} \left(\frac{a_{\text{eq}}}{a_{\text{NL}}} + 1 \right), \quad (22)$$

where recall we only consider small-scale perturbations $k_R \gg k_{\text{eq}}$.

We then insert into this fictitious universe a perturbation $\tilde{\delta}(R)$ with amplitude at horizon crossing

$$\begin{aligned} \tilde{\delta}(R, \tilde{a}_H) &= \frac{\tilde{a}_H}{a_{\text{NL}}} \\ &= \frac{k_{\text{eq}}^2}{2k_R^2} \frac{\delta_c(R, 0)}{B} \left(\frac{\delta_c(R, 0)}{B} + 1 \right), \end{aligned} \quad (23)$$

which enters the horizon earlier and with a lower amplitude than the CDM isocurvature mode but its additional linear growth $\propto a$ rescales its amplitude such that at a_{NL} it matches the density perturbation in our universe exactly, $\tilde{\delta}(R, a_{\text{NL}}) = \delta(R, a_{\text{NL}}) = 1$. We then identify PBH formation from the isocurvature fluctuation with PBH formation from this matching perturbation of the matter-only universe.

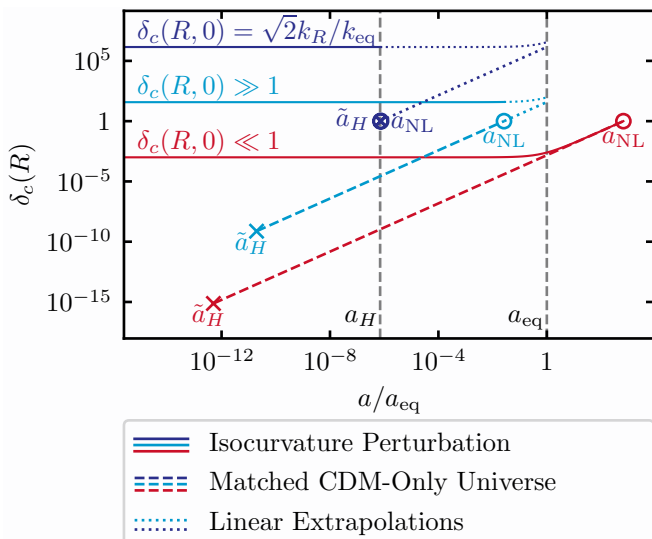


FIG. 1. The matching procedure which associates CDM isocurvature modes with fluctuations of matter-only universes. We show CDM fluctuations δ_c on a fixed scale $k_R/k_{\text{eq}} = 10^6$ ($R \simeq \gamma \times 10^{-4}$ Mpc) crossing the horizon at $a_H/a_{\text{eq}} \simeq 10^{-6}$. A small fluctuation (solid red) is constant in radiation domination and grows in matter domination until the total density fluctuation $\delta \simeq \delta_c \times \rho_c/\rho_{\text{tot}}$ becomes nonlinear (a_{NL} , circle). We match it to a perturbation of a CDM-only universe (dashed red) with the same Hubble rate at a_{NL} and a smaller amplitude $\tilde{\delta}(R, \tilde{a}_H)$ at horizon crossing in the matched universe (\tilde{a}_H , cross). For a larger fluctuation (blue), nonlinearity occurs in radiation domination, the matched universe has a larger Hubble rate, and the matched perturbation has a larger $\tilde{\delta}(R, \tilde{a}_H)$. For a large enough fluctuation (purple), a_{NL} , a_H , and \tilde{a}_H are simultaneous and collapse occurs at horizon crossing. Still larger fluctuations break our formalism but overproduce PBHs. Linear extrapolations (dotted) help show the amplitude of the fluctuations. See §III for further discussion.

For gaussian CDM fluctuations with variance

$$\sigma_c^2(R) = \int \frac{dk}{k} W_R(k)^2 \frac{k^3 \langle \delta_c^2 \rangle}{2\pi^2}, \quad (24)$$

we therefore send $\delta_c(R, 0)$ to the rms primordial amplitude $\sigma_c(R, 0)$ in the previous equations and identify the matched amplitude as

$$\tilde{\sigma}(R, \tilde{a}_H) = \frac{k_{\text{eq}}^2}{2k_R^2} \frac{\sigma_c(R, 0)}{B} \left(\frac{\sigma_c(R, 0)}{B} + 1 \right), \quad (25)$$

with $B = B(\sigma_c(R, 0))$ here. From this matched amplitude of fluctuations the PBH abundance at formation is computed using the matter-only formula as

$$\beta(R) = f_{\text{MD}}(\tilde{\sigma}(R, \tilde{a}_H)), \quad (26)$$

and therefore we can compute the PBH abundance for CDM isocurvature modes by adapting existing results for PBH formation from adiabatic perturbations in matter-domination.

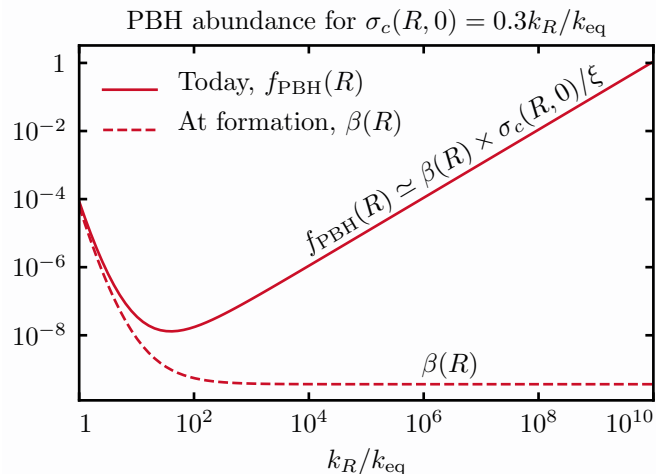


FIG. 2. The primordial black hole abundance today (solid) and at formation (dashed) as a function of formation scale k_R/k_{eq} for gaussian isocurvature fluctuations with primordial amplitude $\sigma_c(R, 0) = 0.3k_R/k_{\text{eq}}$. As k_R increases, the $(k_R/k_{\text{eq}})^{-2}$ suppression of $\tilde{\sigma}(R, \tilde{a}_H)$ (25) is compensated by the larger and larger input perturbation and the PBH abundance at formation approaches a constant. This large input perturbation leads the PBHs to form earlier in radiation domination, enhancing the abundance today through the growth function $g(R) \simeq \sigma_c(R, 0)/\xi$ (29). See §III for further discussion.

Note that the matching parameters $\tilde{\delta}(R, \tilde{a}_H)$ and $\tilde{\sigma}(R, \tilde{a}_H)$, which control the PBH abundance, are suppressed for small-scale modes by a factor $(k_{\text{eq}}/k_R)^2$. This occurs because the Newtonian potential is suppressed inside the horizon, and at a_{NL} it is

$$\begin{aligned} \Psi(R, a_{\text{NL}}) &\simeq \frac{a_{\text{NL}}^2 H(a_{\text{NL}})^2}{k_R^2} \delta(R, a_{\text{NL}}) \\ &\simeq \frac{\delta_c(R, 0)^2 k_{\text{eq}}^2}{2 k_R^2}, \end{aligned} \quad (27)$$

where we have used that $\delta(R, a_{\text{NL}}) = 1$ by definition. With $\Psi(R, a_{\text{NL}})$ suppressed by $(k_{\text{eq}}/k_R)^2 \ll 1$, significant nonlinear growth has to occur after a_{NL} for PBHs to form ($\Psi \sim 1$) unless $\delta_c(R, 0)$ is very large. This nonlinear growth enhances anisotropies in the distribution and makes collapse to PBHs more difficult.

Therefore it is only when $\delta_c(R, 0)$ is not much less than $\sqrt{2}(k_R/k_{\text{eq}})$ that PBHs can form, or equivalently only when $a_{\text{NL}} \sim a_H$ (see Eq.(20)). When $a_{\text{NL}} = a_H$, the total smoothed density fluctuation of order unity at horizon crossing and subhorizon physics cannot prevent collapse. This represents the upper limit of validity of our calculation and corresponds to the matched mode amplitude at horizon crossing $\tilde{\delta}(R, \tilde{a}_H) = 1$. Our matching procedure then appropriately predicts large PBH abundances. Our formalism breaks for perturbations larger than this, but such perturbations inevitably overproduce black holes.

We show our matching procedure in Fig. 1 for three modes of a fixed scale $k_R/k_{\text{eq}} = 10^6$. We highlight

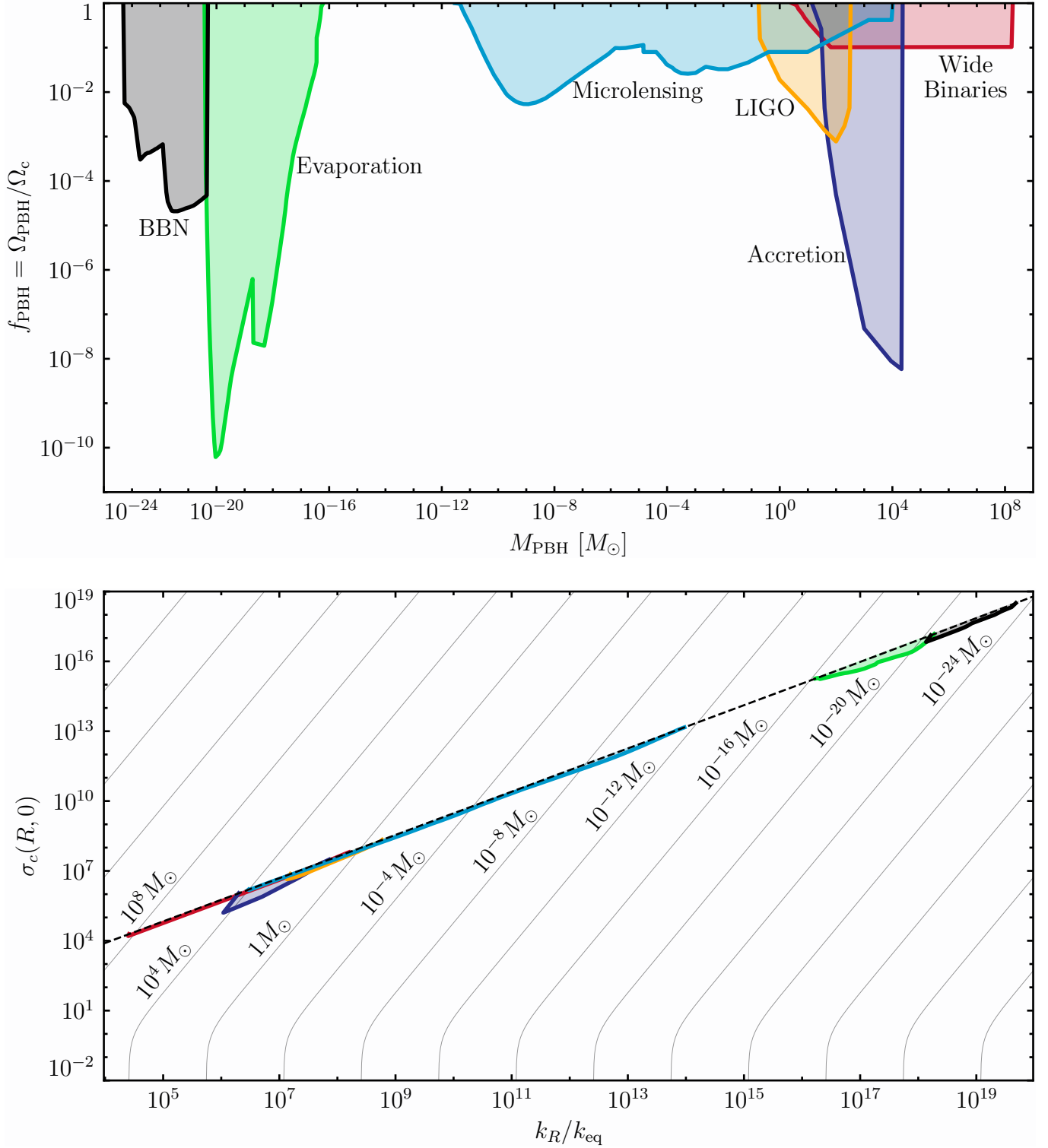


FIG. 3. Observational constraints on the PBH abundance relative to the CDM f_{PBH} (top) can be mapped to constraints on the primordial CDM overdensity $\sigma_c(R, 0)$ (bottom). The scale $k_R = \gamma/R$ which corresponds to a given PBH mass M depends on the amplitude of the CDM fluctuation $\sigma_c(R, 0)$ and therefore on the strength of the constraint on f_{PBH} , with grey lines showing curves of constant M . The requirement that $f_{\text{PBH}} < 1$ provides an isocurvature constraint across all scales (dashed) which weakens slightly slower than linearly in k_R/k_{eq} (see Eq. (34)). The formation time of the PBHs is roughly $a_{\text{NL}} \simeq \sigma_c(R, 0)^{-1}$, and the constraint on $\sigma_c(R, 0)$ is roughly equivalent to the constraint the primordial isocurvature $\Delta_S(k_R)$ for power-law isocurvature power spectra through Eq. (38). For further discussion see §IV.

the small $\delta_c(R, 0) \ll 1$ regime (red), the intermediate $\delta_c(R, 0) \gg 1$ regime (blue), and the limiting regime $\delta_c(R, 0) \simeq \sqrt{2}k_R/k_{\text{eq}}$ (purple) regimes. Each mode is matched with a perturbation of a matter only universe and PBH formation from the two modes is identified. This identification is a conjecture, and though its limiting behaviors are well understood analytically, future work and in particular simulations of PBH formation from CDM isocurvature fluctuations will be essential to improving the constraints we present here.

Once they have formed, the abundance of PBHs relative to the CDM is related to their abundance at formation through a growth function $g(R)$,

$$f_{\text{PBH}}(R) \equiv \frac{\Omega_{\text{PBH}}(R)}{\Omega_{c,0}} = g(R)\beta(R), \quad (28)$$

where the growth function depends on when the PBHs form. The total abundance today is $f_{\text{PBH}} = \int d \ln R f_{\text{PBH}}(R)$. We associate the formation time of the black holes with a_{NL} , times a number ξ introduced as a fudge factor, and thus the growth function is

$$g(R) = \left(1 + \frac{a_{\text{eq}}}{\xi a_{\text{NL}}}\right), \quad (29)$$

which accounts for the relative redshifting of matter and radiation. In our figures we take $\xi = 1$.

We can now compute the primordial black hole abundance today for gaussian initial CDM isocurvature fluctuations. Since the CDM isocurvature is well-constrained on large scales [2], we are predominantly interested in small-scale perturbations $k_R \gg k_{\text{eq}}$. In this regime $\tilde{\sigma}(R, \tilde{a}_H)$ is suppressed by $(k_{\text{eq}}/k_R)^2$, and therefore achieving a sizable abundance of black holes requires a very large $\sigma_c(R, 0) \gg 1$. In this regime the auxiliary function $B \rightarrow 1$ and $\tilde{\sigma}(R, \tilde{a}_H)$ approaches

$$\tilde{\sigma}(R, \tilde{a}_H) \simeq \frac{k_{\text{eq}}^2}{2k_R^2} \sigma_c(R, 0)^2. \quad (30)$$

Since the abundance at formation $\beta = f_{\text{MD}}(\tilde{\sigma}(R, \tilde{a}_H))$ is a steep function, significant PBH formation generally requires $\sigma_c(R, 0) \sim \mathcal{O}(k_R/k_{\text{eq}})$.

We show in Fig. 2 the PBH abundance, today and at formation, as a function of formation scale k_R/k_{eq} for a scale-dependent primordial isocurvature amplitude $\sigma_c(R, 0) = 0.3k_R/k_{\text{eq}}$. For $k_R \gg k_{\text{eq}}$, $\tilde{\sigma}(R, \tilde{a}_H)$ approaches a constant and thus so does the abundance at formation $\beta(R)$. The abundance today $f_{\text{PBH}}(R)$, however, grows as the increasing $\sigma_c(R, 0)$ translates to a larger and larger growth function $g(R) \simeq \sigma_c(R, 0)/\xi$ (29).

IV. ISOCURVATURE CONSTRAINTS FROM PRIMORDIAL BLACK HOLES

The technique developed in §III allows the present day PBH abundance to be computed for given initial

CDM isocurvature fluctuations. We can now invert this procedure and map observational constraints on PBH abundances to constraints on the amplitude of primordial isocurvature. We assume throughout that the CDM fluctuations are gaussian. The initial smoothed CDM variance $\sigma_c(R, 0)^2$ in terms of the final PBH abundance $f_{\text{PBH}}(R)$ is, in the $\sigma_c(R, 0) \gg 1$ and $k_R \gg k_{\text{eq}}$ limits,

$$\sigma_c(R, 0)^2 \simeq 2 \frac{k_R^2}{k_{\text{eq}}^2} f_{\text{MD}}^{-1} \left(\frac{f_{\text{PBH}}(R)}{g(R)} \right), \quad (31)$$

where f_{MD}^{-1} is the inverse function of the PBH abundance for adiabatic fluctuations in matter domination f_{MD} .

Measurements of the PBH abundance are performed at a given mass as $f_{\text{PBH}}(M)$. Neglecting accretion, the mass M of the PBH produced by a given isocurvature fluctuation obeys Eq. (11), depending not only on the scale R of the perturbation but also on the amplitude of the perturbation $\sigma_c(R, 0)$. The scale probed by measurements at a given mass M is therefore

$$\frac{k_R(M)}{k_{\text{eq}}} = \left(\frac{M_{\text{eq}} \sigma_c(R, 0)}{M} \right)^{1/3}, \quad (32)$$

again in the $\sigma_c(R, 0) \gg 1$ regime and where $M_{\text{eq}} \equiv M(\gamma/k_{\text{eq}})|_{\sigma_c=0} \sim 10^{17} h^{-1} M_{\odot}$ is roughly the horizon mass at matter-radiation equality. Plugging $k_R(M)$ into Eq. (31) and reorganizing for the rms fluctuation yields

$$\sigma_c(R, 0) \simeq 2^{3/4} \sqrt{\frac{M_{\text{eq}}}{M}} f_{\text{MD}}^{-1} \left(\frac{f_{\text{PBH}}}{\sigma_c(R, 0)/\xi} \right)^{3/4}, \quad (33)$$

where we have also replaced the growth function $g(R)$ with its form in the $\sigma_c(R, 0) \gg 1$ regime, $\sigma_c(R, 0)/\xi$. For a power-law $f_{\text{MD}}(x) = bx^q$, with $\{b, q\}$ constants, we find

$$\sigma_c(R, 0) \simeq \left(2^{3/4} \sqrt{\frac{M_{\text{eq}}}{M}} \left(\frac{\xi f_{\text{PBH}}}{b} \right)^{3/4} \right)^{\frac{4q}{3+4q}}, \quad (34)$$

which gives the amplitude of the constraint on the primordial isocurvature for a given measurement of $f_{\text{PBH}}(M)$. To find the specific scale that is being constrained we plug Eq. (34) back into the $k_R(M)$ equation (32) to find

$$\frac{k_R}{k_{\text{eq}}} \simeq \left(2^{1/4} \left(\frac{M_{\text{eq}}}{M} \right)^{\frac{1}{2} + \frac{1}{4q}} \left(\frac{\xi f_{\text{PBH}}}{b} \right)^{\frac{1}{4q}} \right)^{\frac{4q}{3+4q}}, \quad (35)$$

which as expected depends not only on the mass M but on the strength of the constraint $f_{\text{PBH}}(M)$. Finally, we can express the constraint on $\sigma_c(R, 0)$ as a function of k_R/k_{eq} as

$$\sigma_c(R, 0) \simeq \left(\sqrt{2} \frac{k_R}{k_{\text{eq}}} \left(\frac{\xi f_{\text{PBH}}}{b} \right)^{\frac{1}{2q}} \right)^{\frac{2q}{2q+1}}, \quad (36)$$

where we see that for fixed f_{PBH} the constraint on $\sigma_c(R, 0)$ degrades slightly slower than linearly in k_R/k_{eq} .

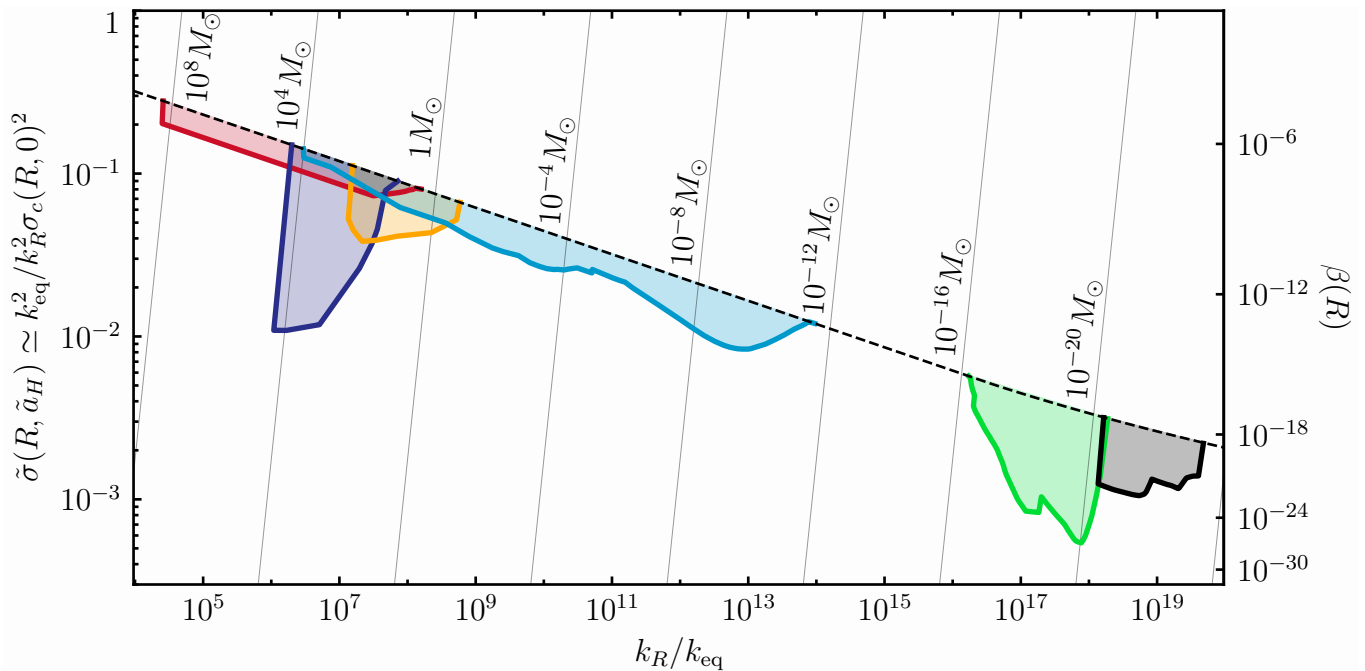


FIG. 4. The value of the matched amplitude $\tilde{\sigma}(R, \tilde{a}_H)$ (left axis) of fluctuations of a matter-only universe which we use to compute the PBH abundance at formation $\beta(R)$ (right axis) through f_{MD} (Eqs. (15) and (16)), as constrained by the PBH abundance today f_{PBH} (Fig. 3). This figure is equivalent to the lower panel of Fig. 3 with a k_R/k_{eq} scaling factored out since $\tilde{\sigma}(R, \tilde{a}_H) \simeq k_{\text{eq}}^2/k_R^2 \sigma_c(R, 0)^2$ (Eq. (30)). At higher k_R/k_{eq} , the PBHs form at earlier times in radiation domination and therefore a smaller value of β can yield the same present day f_{PBH} . For $\tilde{\sigma}(R, \tilde{a}_H) \gtrsim 5 \times 10^{-3}$, β is given by (15). For $\tilde{\sigma}(R, \tilde{a}_H) \lesssim 5 \times 10^{-3}$, β becomes exponentially suppressed through (16). For further discussion see §IV.

We show in the top panel of Fig. 3 a representative selection of constraints on the abundance of black holes of various masses, $f_{\text{PBH}}(M)$, obtained with the help of the PBHbounds package [20]. As a whole, these constraints extend from $10^{-24} M_\odot$ to $10^9 M_\odot$ and at their strongest constrain PBHs to comprise less than 10^{-10} of the CDM density. The constraints we use are from:

- The effect of PBH evaporation on big bang nucleosynthesis (BBN) [21, 22];
- The effect of PBH evaporation on the CMB [22, 23], EDGES [24], INTEGRAL [25], the 511keV line [26, 27], Voyager [28], and extragalactic gamma rays [21];
- Microlensing by PBHs of EROS [29], HSC [30–32], Kepler [33] and MACHO [34] objects;
- The number of coalescences detected by LIGO [35, 36];
- Accretion onto PBHs altering the ionization history of the CMB [37];
- Dynamical disruption of wide binaries by PBHs [38].

Additional constraints can be found compiled in, e.g., Refs. [39] and [40].

In the bottom panel of Fig. 3, we map these PBH constraints into constraints on the smoothed primordial CDM isocurvature amplitude $\sigma_c(R, 0)$, using Eq. (31) and Eq. (32) with the full f_{MD} (15) including the exponential suppression from Eq. (16). Since constraints at given mass M map to different primordial scales k_R depending on the amplitude of the constraint f_{PBH} , we show lines of fixed PBH mass M to guide the eye. The constraint $f_{\text{PBH}} < 1$, dashed, holds for all PBHs which have an evaporation time longer than the age of the universe at BBN, corresponding to masses $M \gtrsim 10^{-24} M_\odot$. For constant $f_{\text{PBH}}(M)$, the constraint on $\sigma_c(R, 0)$ weakens slightly slower than linearly in k_R/k_{eq} , as derived in Eq. (36). The formation time of the PBHs $\xi/\sigma_c(R, 0)$ can also be read from this figure.

We factor out the k_R/k_{eq} scaling of our constraint on $\sigma_c(R, 0)$ by showing in Fig. 4 the intermediate matching parameter $\tilde{\sigma}(R, \tilde{a}_H) \simeq k_{\text{eq}}^2/k_R^2 \sigma_c(R, 0)^2$ (see Eq. (30)) that goes into our computation and which directly determines the PBH abundance at formation $\beta(R)$ through Eqs. (15) and (16). For larger values of k_R/k_{eq} , the PBHs form earlier in radiation domination and therefore the same abundance today can be achieved with smaller β . The exponential suppression of PBH formation (16) in the small $\tilde{\sigma}(R, \tilde{a}_H)$ limit is reflected in the compression of logarithmically spaced tick-marks in $\beta(\tilde{\sigma}(R, \tilde{a}_H))$.

Finally, constraints on $\sigma_c(R, 0)$ can be converted to constraints on the primordial isocurvature spectrum

$\Delta_S^2(k)$ through

$$\sigma_c^2(R, 0) = \int \frac{dk}{k} W_R(k)^2 \Delta_S^2(k). \quad (37)$$

In principle the primordial power spectrum in Fourier space can be reconstructed model independently if $\sigma_c^2(R, 0)$ is known across a wide range of scales [41], but results for specific choice of $W_R(k)$ and $\Delta_S^2(k)$ are illuminating. For example, for a power-law isocurvature spectrum $\Delta_S^2 = A(k/k_*)^{n_{\text{iso}}-1}$ and a Fourier space top hat window function, we have

$$\sigma_c^2(R, 0) = \Delta_S^2(k_R) c_1, \quad (38)$$

with $c_1 \equiv (1 - (k_{\text{min}}/k_R)^{n_{\text{iso}}-1}) / (n_{\text{iso}} - 1)$ a number which diverges as an infrared cutoff $k_{\text{min}} \rightarrow 0$ for $n_{\text{iso}} \leq 1$ but otherwise is generally of order unity. The constraint on smooth, power-law isocurvature spectra can therefore be obtained directly from Fig. 3.

For an isocurvature power spectrum characterized instead by a log-normal peak at k_P with width d and amplitude $A(k_p)^2$ with functional form

$$\Delta_S^2(k) = A(k_p)^2 \frac{1}{\sqrt{2\pi}d} \exp\left[-\frac{\log^2(k/k_p)}{2d^2}\right], \quad (39)$$

the variance of the smoothed density contrast is

$$\sigma_c^2(R, 0) = A(k_p)^2 \frac{\text{erfc}}{2} \left[\frac{1}{\sqrt{2}d} \ln \left[\frac{k_p}{k_R} \right] \right], \quad (40)$$

where $\text{erfc}(x) = 1 - \text{erf}(x)$ is the complimentary error function, which has limits $\text{erfc}(x \ll 0) \rightarrow 2$, $\text{erfc}(x \gg 0) \rightarrow 0$. In the narrow peak limit $d \rightarrow 0$, constraints on $\sigma_c(R, 0)$ therefore place an upper bound on $A(k_P)^2$ on all large scales $k_P < k_R$,

$$A(k_p)^2 \lesssim \min(\sigma_c(k_R > k_P, 0)^2). \quad (41)$$

We show this constraint on the amplitude of a narrow log-normal peak in the isocurvature power spectrum in Fig. 5. Since the power spectrum scales as the square of the perturbation, the constraint on the power spectrum amplitude weakens slightly slower than quadratically.

V. DISCUSSION

We have presented a new mechanism to form PBHs from the collapse of primordial CDM isocurvature fluctuations, which we have used to provide model-independent constraints on primordial CDM isocurvature between $\sim 10^3 \text{ Mpc}^{-1}$ and 10^{17} Mpc^{-1} . Our constraints are much weaker than those on the adiabatic mode, but we are aware of no *a priori* reason why the isocurvature perturbation could not be so large.

Large isocurvature perturbations on small scales can be formed from, e.g., an axion field [42] or the formation of compact objects [43, 44], but we are not aware of any

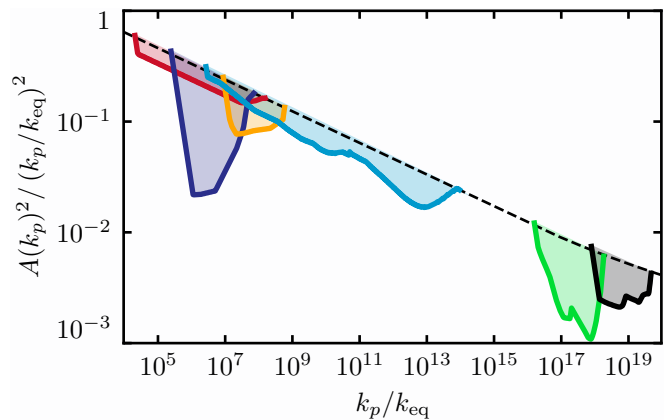


FIG. 5. The constraint from PBH abundances on the amplitude $A(k_p)^2$ of a log-normal peak at k_p in the isocurvature power spectrum Δ_S^2 in the narrow peak limit. The constraint on $A(k_p)^2$ degrades slightly slower than quadratically. For further discussion see §IV and Eq. (41).

model which produces isocurvature perturbations of this size. We have assumed the isocurvature fluctuations are gaussian, but in a specific model a different distribution may be more appropriate.

Our constraints extend to much smaller scales than existing model-independent constraints. The CMB severely constrains primordial CDM isocurvature up to scales $k \lesssim 0.1 \text{ Mpc}^{-1}$ [2], and large scale structure and Lyman- α data extend the constraints to megaparsec scales [45–48]. Future 21cm constraints may reach $k \sim 1000 \text{ Mpc}^{-1}$ [49, 50], and μ -distortions could in principle constrain up to $k \sim 10^4 \text{ Mpc}^{-1}$ [51].

Much more powerful constraints are possible assuming specific dark matter models. If the dark matter annihilates [52, 53] or decays [54], for example, strong isocurvature constraints can be placed from γ -ray and neutrino emission. And if the dark matter is comprised of thermally produced WIMPs, kinetic decoupling sets a cutoff in the small scale CDM power spectrum [55].

An open question is the relationship of our results to constraints on dark matter substructure [56–59], which is the subject of significant recent interest and can be constrained by, e.g., caustic microlensing [60–62] or pulsar timing [63–67], but depends sensitively on the nature of the dark matter and its nonlinear evolution. On the same note, the details of our results rely on an conjecture for the probability of CDM fluctuations to collapse to PBHs, which deserves further validation from numerical simulations.

As future constraints on PBH abundances arrive they can be converted to improved CDM isocurvature constraints using our results. However, because of the exponential suppression of PBH formation in the small $\tilde{\sigma}(R, \tilde{a}_H)$ limit, the constraints presented here can probably not be improved dramatically, especially on the smallest small scales. The PBH constraints from evaporation, for example, already reach the exponential floor where

future improvements to f_{PBH} can lead to only logarithmic improvements in the isocurvature constraint. This is similar to PBH constraints on small-scale adiabatic perturbations, where the abundance is always exponential in the perturbation amplitude.

Instead, a key signal of large fluctuations on small scales is the production of second-order induced gravitational waves (see, e.g., [68] for a recent review). Constraints on induced gravitational waves from future gravitational wave detectors will lead to constraints on the small-scale adiabatic spectrum stronger than the constraints from PBH production. The induced gravitational wave signal from small-scale CDM isocurvature perturbations which collapse during global radiation

domination merits further study.

ACKNOWLEDGMENTS

We thank Metin Ata and Valeri Vardanyan for fruitful discussions. We are grateful to Guillem Domènech, Wayne Hu, Kazunori Kohri for insightful comments and discussions. This work was made possible by the Yukawa Institute for Theoretical Physics workshop YITP-X-21-02 and by the World Premier International Research Center Initiative (WPI), MEXT, Japan. This work was supported in part by JSPS KAKENHI Nos. 19H01895, 20H04727, and 20H05853.

-
- [1] G. F. Smoot *et al.* (COBE), *Astrophys. J. Lett.* **396**, L1 (1992).
 - [2] Y. Akrami *et al.* (Planck), *Astron. Astrophys.* **641**, A10 (2020), arXiv:1807.06211 [astro-ph.CO].
 - [3] Y. B. Zel'dovich and I. D. Novikov, *Sov. Astron.* **10**, 602 (1967).
 - [4] B. J. Carr and S. W. Hawking, *Mon. Not. Roy. Astron. Soc.* **168**, 399 (1974).
 - [5] B. J. Carr, *Astrophys. J.* **201**, 1 (1975).
 - [6] B. J. Carr and J. E. Lidsey, *Phys. Rev. D* **48**, 543 (1993).
 - [7] A. D. Gow, C. T. Byrnes, P. S. Cole, and S. Young, *JCAP* **02**, 002 (2021), arXiv:2008.03289 [astro-ph.CO].
 - [8] T. Harada, C.-M. Yoo, K. Kohri, K.-i. Nakao, and S. Jhingan, *Astrophys. J.* **833**, 61 (2016), arXiv:1609.01588 [astro-ph.CO].
 - [9] T. Harada, C.-M. Yoo, K. Kohri, and K.-I. Nakao, *Phys. Rev. D* **96**, 083517 (2017), [Erratum: *Phys.Rev.D* **99**, 069904 (2019)], arXiv:1707.03595 [gr-qc].
 - [10] T. Kokubu, K. Kyutoku, K. Kohri, and T. Harada, *Phys. Rev. D* **98**, 123024 (2018), arXiv:1810.03490 [astro-ph.CO].
 - [11] M. Bucher, K. Moodley, and N. Turok, *Phys. Rev. D* **62**, 083508 (2000), arXiv:astro-ph/9904231.
 - [12] H. Kodama and M. Sasaki, *Int. J. Mod. Phys. A* **1**, 265 (1986).
 - [13] H. Kodama and M. Sasaki, *Int. J. Mod. Phys. A* **2**, 491 (1987).
 - [14] C.-P. Ma and E. Bertschinger, *Astrophys. J.* **455**, 7 (1995), arXiv:astro-ph/9506072.
 - [15] W. Hu and N. Sugiyama, *Astrophys. J.* **471**, 542 (1996), arXiv:astro-ph/9510117.
 - [16] A. Schneider, R. E. Smith, and D. Reed, *Mon. Not. Roy. Astron. Soc.* **433**, 1573 (2013), arXiv:1303.0839 [astro-ph.CO].
 - [17] S. Young, *Int. J. Mod. Phys. D* **29**, 2030002 (2019), arXiv:1905.01230 [astro-ph.CO].
 - [18] H. Motohashi and W. Hu, *Phys. Rev. D* **96**, 063503 (2017), arXiv:1706.06784 [astro-ph.CO].
 - [19] G. Ballesteros, J. Rey, and F. Rompineve, *JCAP* **06**, 014 (2020), arXiv:1912.01638 [astro-ph.CO].
 - [20] B. J. Kavanagh *et al.*, “PBHBounds,” GitHub repository.
 - [21] B. J. Carr, K. Kohri, Y. Sendouda, and J. Yokoyama, *Phys. Rev. D* **81**, 104019 (2010), arXiv:0912.5297 [astro-ph.CO].
 - [22] S. K. Acharya and R. Khatri, *JCAP* **06**, 018 (2020), arXiv:2002.00898 [astro-ph.CO].
 - [23] S. Clark, B. Dutta, Y. Gao, L. E. Strigari, and S. Watson, *Phys. Rev. D* **95**, 083006 (2017), arXiv:1612.07738 [astro-ph.CO].
 - [24] S. Clark, B. Dutta, Y. Gao, Y.-Z. Ma, and L. E. Strigari, *Phys. Rev. D* **98**, 043006 (2018), arXiv:1803.09390 [astro-ph.HE].
 - [25] R. Laha, J. B. Muñoz, and T. R. Slatyer, *Phys. Rev. D* **101**, 123514 (2020), arXiv:2004.00627 [astro-ph.CO].
 - [26] R. Laha, *Phys. Rev. Lett.* **123**, 251101 (2019), arXiv:1906.09994 [astro-ph.HE].
 - [27] W. DeRocco and P. W. Graham, *Phys. Rev. Lett.* **123**, 251102 (2019), arXiv:1906.07740 [astro-ph.CO].
 - [28] M. Boudaud and M. Cirelli, *Phys. Rev. Lett.* **122**, 041104 (2019), arXiv:1807.03075 [astro-ph.HE].
 - [29] P. Tisserand *et al.* (EROS-2), *Astron. Astrophys.* **469**, 387 (2007), arXiv:astro-ph/0607207.
 - [30] H. Niikura *et al.*, arXiv:1701.02151 [astro-ph.CO].
 - [31] N. Smyth, S. Profumo, S. English, T. Jeltema, K. McKinnon, and P. Guhathakurta, *Phys. Rev. D* **101**, 063005 (2020), arXiv:1910.01285 [astro-ph.CO].
 - [32] D. Croon, D. McKeen, N. Raj, and Z. Wang, *Phys. Rev. D* **102**, 083021 (2020), arXiv:2007.12697 [astro-ph.CO].
 - [33] K. Griest, A. M. Cieplak, and M. J. Lehner, *Astrophys. J.* **786**, 158 (2014), arXiv:1307.5798 [astro-ph.CO].
 - [34] R. A. Allsman *et al.* (Macho), *Astrophys. J. Lett.* **550**, L169 (2001), arXiv:astro-ph/0011506.
 - [35] B. J. Kavanagh, D. Gaggero, and G. Bertone, *Phys. Rev. D* **98**, 023536 (2018), arXiv:1805.09034 [astro-ph.CO].
 - [36] LIGO Scientific and Virgo Collaborations (2018), arXiv:1811.12907 [astro-ph.HE].
 - [37] P. D. Serpico, V. Poulin, D. Inman, and K. Kohri, *Phys. Rev. Res.* **2**, 023204 (2020), arXiv:2002.10771 [astro-ph.CO].
 - [38] M. A. Monroy-Rodríguez and C. Allen, *Astrophys. J.* **790**, 159 (2014), arXiv:1406.5169 [astro-ph.GA].
 - [39] P. Villanueva-Domingo, O. Mena, and S. Palomares-Ruiz, *Front. Astron. Space Sci.* **8**, 87 (2021), arXiv:2103.12087 [astro-ph.CO].
 - [40] B. Carr, K. Kohri, Y. Sendouda, and J. Yokoyama, (2020), arXiv:2002.12778 [astro-ph.CO].
 - [41] R. Kimura, T. Suyama, M. Yamaguchi, and Y.-L. Zhang, *JCAP* **04**, 031 (2021), arXiv:2102.05280 [astro-ph.CO].

- [42] S. Kasuya and M. Kawasaki, *Phys. Rev. D* **80**, 023516 (2009), arXiv:0904.3800 [astro-ph.CO].
- [43] J.-O. Gong and N. Kitajima, *JCAP* **08**, 017 (2017), arXiv:1704.04132 [astro-ph.CO].
- [44] J.-O. Gong and N. Kitajima, *JCAP* **11**, 041 (2018), arXiv:1803.02745 [astro-ph.CO].
- [45] U. Seljak, A. Slosar, and P. McDonald, *JCAP* **10**, 014 (2006), arXiv:astro-ph/0604335.
- [46] R. A. C. Croft, D. H. Weinberg, N. Katz, and L. Hernquist, *Astrophys. J.* **495**, 44 (1998), arXiv:astro-ph/9708018.
- [47] N. Sugiyama, S. Zaroubi, and J. Silk, *Mon. Not. Roy. Astron. Soc.* **354**, 543 (2004), arXiv:astro-ph/0310593.
- [48] M. Beltran, J. Garcia-Bellido, J. Lesgourgues, and M. Viel, *Phys. Rev. D* **72**, 103515 (2005), arXiv:astro-ph/0509209.
- [49] T. Sekiguchi, H. Tashiro, J. Silk, and N. Sugiyama, *JCAP* **03**, 001 (2014), arXiv:1311.3294 [astro-ph.CO].
- [50] K. Furugori, K. T. Abe, T. Tanaka, D. Hashimoto, H. Tashiro, and K. Hasegawa, *Mon. Not. Roy. Astron. Soc.* **494**, 4334 (2020), arXiv:2002.04817 [astro-ph.CO].
- [51] J. Chluba and D. Grin, *Mon. Not. Roy. Astron. Soc.* **434**, 1619 (2013), arXiv:1304.4596 [astro-ph.CO].
- [52] K. Kohri, T. Nakama, and T. Suyama, *Phys. Rev. D* **90**, 083514 (2014), arXiv:1405.5999 [astro-ph.CO].
- [53] T. Nakama, T. Suyama, K. Kohri, and N. Hiroshima, *Phys. Rev. D* **97**, 023539 (2018), arXiv:1712.08820 [astro-ph.CO].
- [54] Y. Yang, *Int. J. Mod. Phys. A* **29**, 1450194 (2014), arXiv:1501.00789 [astro-ph.CO].
- [55] T. Bringmann, *New J. Phys.* **11**, 105027 (2009), arXiv:0903.0189 [astro-ph.CO].
- [56] M. Ricotti and A. Gould, *Astrophys. J.* **707**, 979 (2009), arXiv:0908.0735 [astro-ph.CO].
- [57] N. Blinov, M. J. Dolan, P. Draper, and J. Shelton, *Phys. Rev. D* **103**, 103514 (2021), arXiv:2102.05070 [astro-ph.CO].
- [58] F. Li, A. L. Erickcek, and N. M. Law, *Phys. Rev. D* **86**, 043519 (2012), arXiv:1202.1284 [astro-ph.CO].
- [59] M. S. Delos, A. L. Erickcek, A. P. Bailey, and M. A. Alvarez, *Phys. Rev. D* **97**, 041303 (2018), arXiv:1712.05421 [astro-ph.CO].
- [60] J. M. Diego *et al.*, *Astrophys. J.* **857**, 25 (2018), arXiv:1706.10281 [astro-ph.CO].
- [61] M. Oguri, J. M. Diego, N. Kaiser, P. L. Kelly, and T. Broadhurst, *Phys. Rev. D* **97**, 023518 (2018), arXiv:1710.00148 [astro-ph.CO].
- [62] L. Dai and J. Miralda-Escudé, *Astron. J.* **159**, 49 (2020), arXiv:1908.01773 [astro-ph.CO].
- [63] E. R. Siegel, M. P. Hertzberg, and J. N. Fry, *Mon. Not. Roy. Astron. Soc.* **382**, 879 (2007), arXiv:astro-ph/0702546.
- [64] H. A. Clark, G. F. Lewis, and P. Scott, *Mon. Not. Roy. Astron. Soc.* **456**, 1394 (2016), [Erratum: *Mon. Not. Roy. Astron. Soc.* 464, 2468 (2017)], arXiv:1509.02938 [astro-ph.CO].
- [65] J. A. Dror, H. Ramani, T. Trickle, and K. M. Zurek, *Phys. Rev. D* **100**, 023003 (2019), arXiv:1901.04490 [astro-ph.CO].
- [66] H. Ramani, T. Trickle, and K. M. Zurek, *JCAP* **12**, 033 (2020), arXiv:2005.03030 [astro-ph.CO].
- [67] V. S. H. Lee, A. Mitridate, T. Trickle, and K. M. Zurek, *JHEP* **06**, 028 (2021), arXiv:2012.09857 [astro-ph.CO].
- [68] G. Domènech, (2021), arXiv:2109.01398 [gr-qc].