

# Learning from Small Samples: Transformation-Invariant SVMs with Composition and Locality at Multiple Scales

Tao Liu, P. R. Kumar, and Xi Liu  
Texas A&M University  
Email: {tliu, prk, xiliu}@tamu.edu

**Abstract**—Motivated by the problem of learning when the number of training samples is small, this paper shows how to incorporate into support-vector machines (SVMs) those properties that have made convolutional neural networks (CNNs) successful. Particularly important is the ability to incorporate domain knowledge of invariances, e.g., translational invariance of images. Kernels based on the *minimum* distance over a group of transformations, which corresponds to defining similarity as the *best* over the possible transformations, are not generally positive definite. Perhaps it is for this reason that they have neither previously been experimentally tested for their performance nor studied theoretically. Instead, previous attempts have employed kernels based on the *average* distance over a group of transformations, which are trivially positive definite, but which generally yield both poor margins as well as poor performance, as we show. We address this lacuna and show that positive definiteness indeed holds *with high probability* for kernels based on the minimum distance in the small training sample set regime of interest, and that they do yield the best results in that regime. Another important property of CNNs is their ability to incorporate local features at multiple spatial scales, e.g., through max pooling. A third important property is their ability to provide the benefits of composition through the architecture of multiple layers. We show how these additional properties can also be embedded into SVMs. We verify through experiments on widely available image sets that the resulting SVMs do provide superior accuracy in comparison to well-established deep neural network (DNN) benchmarks for small sample sizes.

## I. INTRODUCTION

With the goal of learning when the number of training samples is small, and motivated by the success of CNNs [1], we wish to endow SVMs with as much a priori domain knowledge as possible.

One such important domain property for image recognition is translational invariance. An image of a dog remains an image of the same dog if the image is shifted to the left. Similarly, if the image is rotated it is still an image of the dog; so it is also rotation-invariant. More generally, given a group of transformations under which the classification of images is invariant, we show how to endow SVMs with the knowledge of such invariance.

One common approach is data augmentation [2], where several transformations of each training sample are added to the training set. This corresponds to a kernel that defines the similarity between two vectors  $X_1$  and  $X_2$  as the *average similarity* between  $X_1$  and all transformations of  $X_2$ . However

the average also includes transformations that are maximally dissimilar, and we show that it leads to poor margins and poor classification results. Much more appealing is to define a kernel that defines similarity as the *greatest similarity* between  $X_1$  and all transformations of  $X_2$ . We show that this kernel is positive definite with high probability in the small sample regime of interest to us, under a probabilistic model for features. We verify this property on widely available datasets and show that the improvement obtained by endowing SVMs with this transformation invariance yields considerably better test accuracy.

Another important domain property for image recognition is “locality” of features, e.g., an edge depends only on a sharp gradient between neighboring pixels. Moreover, through operations such as max-pooling, CNNs exploit locality at multiple spatial scales. We show how one may incorporate such locality into polynomial SVMs.

Finally, their multi-layer architecture provides CNNs the benefits of composition [3]. We show how one can iteratively introduce multiple layers into SVMs too to facilitate composition. The introduction of multiple layers increases computational complexity, and we show how this can be alleviated by parallel computation so as to achieve a reduction of computation time by increasing memory.

We show experimentally that the resulting SVMs provide significantly improved performance for small datasets. Translational and rotational invariance embedded into SVMs allows them to recognize objects that have not already been centered in images or oriented in upright positions; we refer to these as transformed datasets in the sequel. The transformation-invariant SVMs provide significant improvements over SVMs as well as CNN benchmarks without data augmentation when the training set is small. For 100/200/500 training samples, the recognition accuracy of the MNIST dataset [4] is increased, respectively, from the figures of 68.33%/86.96%/91.33% reported by the CNNs optimized over architectures and dimensions [5] to, respectively, 81.55%/89.23%/93.11%. Similar improvements are also obtained in the EMNIST Letters dataset [6] and the Transformed MNIST datasets. The computational results reported here are restricted to small datasets, which can be handled efficiently by LIBSVM [7].

## A. Background

In the early 2000s, SVMs [8] were one of the most popular and effective methods for image classification [9]. They also had a firm theoretical foundation [10], [11] of margin maximization that is especially important in high dimensions, a kernel method to make high-dimensional computation tractable, and a loose upper bound on the expected generalization performance as the expected proportion of samples that are support vectors. Importantly, SVMs employed a reliable computational scheme based on quadratic programming.

However, with the advent of CNNs and the enhancement of computing power through graphics processing units (GPUs), SVMs were gradually replaced in image classification. One of the reasons for the success of CNNs was that they were able to incorporate prior knowledge into the neural network. Indeed, the pioneering paper of CNNs [12] makes the point that "It is usually accepted that good generalization performance on real-world problems cannot be achieved unless some a priori knowledge about the task is built into the system. Back-propagation networks provide a way of specifying such knowledge by imposing constraints both on the architecture of the network and on its weights. In general, such constraints can be considered as particular transformations of the parameter space." It further mentions specifically that, "Multilayer constrained networks perform very well on this task when organized in a hierarchical structure with shift-invariant feature detectors." Indeed, CNNs have successfully incorporated several important characteristics of images. One, mentioned above (called shift-invariance), is translational invariance, which is exploited by the constancy, i.e., location independence, of the convolution matrices. A second is locality. For example, an "edge" in an image can be recognized from just the neighboring pixels. This is exploited by the low dimensionality of the kernel matrix. A third characteristic is the multiplicity of spatial scales, i.e., a hierarchy of spatial "features" of multiple sizes in images. These are captured in modern CNNs through the "pooling" operation at the  $(\ell+1)$ -th layer, where the features of the  $\ell$ -th layer are effectively low-pass filtered through operations such as max-pooling. More recently, it has been shown that depth in neural networks (NNs) of rectified linear units (ReLUs) permits composition, and enhances expressivity for a given number of parameters, as well as reducing the number of parameters needed for approximations of given accuracy [3].

With the wide availability of datasets such as CIFAR-10 [13] and ImageNet [14] for testing, there has been continued success in the empirical engineering of several high-performance CNN architectures, such as AlexNet [15], VGG16 [16], GoogLeNet [17], and ResNet [18], [19]. Generally, neural networks have tended to become larger over time with the number of parameters ranging into hundreds of millions. Concomitantly they have also become increasingly data-hungry. Such data-hungry NNs may be inappropriate for several applications where data is expensive or scarce. For these reasons, there is an interest in methodologies for learning

efficiently from very few samples, which is the focus of this paper.

## B. Related Work

There are mainly two studies related to our work: invariant kernels and local correlations.

*a) Invariant Kernels:* To guarantee invariance over all transformations, Haasdonk et al. [20], [21] proposed two invariant kernels. One, which they call "invariant integration," takes an average over a transformation group. Although this kernel is trivially positive definite, it appears to produce poor results in our testing, as we will see in Section IV. Recently, Mei et al. [22] considered this in the context of kernel ridge regression (KRR) in the reproducing kernel Hilbert space (RKHS). Another kernel considered by [20] consists of transformations such as adding a constant value to the brightness values of all pixels, which is not relevant to the subject of this paper.

*b) Local Correlations:* Since "local correlations," i.e., dependencies between nearby pixels, are more pronounced than long-range correlations in natural images, Scholkopf et al. [23] defined a two-layer kernel utilizing dot product in a polynomial space which is mainly spanned by local correlations between pixels. We extend the structure of such a two-layer local correlation to multilayer architectures by introducing further compositions, which gives the flexibility to consider the locality at multiple spatial scales. We also analyze the corresponding time and space complexity of multilayer architectures.

## II. KERNELS WITH TRANSFORMATIONAL INVARIANCE

To fix notation, let  $\mathcal{S} = \{(X_1, y_1), \dots, (X_n, y_n)\}$  be a set of labelled samples with  $X_i = (X_i^{(1)}, X_i^{(2)}, \dots, X_i^{(m)})^T \in \mathcal{X} \subset \mathbb{R}^m$  and  $y_i \in \mathcal{Y}$ . Here,  $\mathcal{X}$  and  $\mathcal{Y}$  represent the sample and label spaces respectively, with the number of samples  $n$  and the number of features  $m$ . We desire to fit a mapping  $h$  from  $\mathcal{X}$  to  $\mathcal{Y}$ .

### A. Transformation Groups and Transformation-Invariant Best-Fit Kernels

We wish to endow the kernel of the SVM with the domain knowledge that the sample classification is invariant under certain transformations of the sample vector. Let  $\mathcal{G}$  be a transformation group that acts on  $\mathcal{X}$ , i.e., for all  $S, T, U \in \mathcal{G}$ : (i)  $T$  maps  $\mathcal{X}$  into  $\mathcal{X}$ ; (ii) the identity map  $I \in \mathcal{G}$ ; (iii)  $ST \in \mathcal{G}$ ; (iv)  $(ST)U = S(TU)$ ; (v) there is an inverse  $T^{-1} \in \mathcal{G}$  with  $TT^{-1} = T^{-1}T = I$ .

We start with a base kernel  $K_{base}(\cdot, \cdot) : \mathcal{X} \times \mathcal{X} \rightarrow \mathcal{R}$  that satisfies the following properties:

- 1) symmetric, i.e.,  $K_{base}(X_i, X_j) = K_{base}(X_j, X_i)$ ,
- 2) positive definite, i.e.,  $\alpha^T K_{base} \alpha > 0$  for all  $\alpha \neq 0$ , where  $K_{base}$  is the matrix with  $ij$ -th element  $K_{base}(X_i, X_j)$ , and
- 3) which satisfies

$$K_{base}(TX_i, X_j) = K_{base}(X_i, T^{-1}X_j), \quad \forall T \in \mathcal{G}. \quad (1)$$

Define the kernel with the ‘‘best-fit’’ transformation over  $\mathcal{G}$  by

$$K_{\mathcal{G},best,base}(X_i, X_j) := \sup_{T \in \mathcal{G}} K_{base}(TX_i, X_j). \quad (2)$$

**Lemma 1.**  $K_{\mathcal{G},best,base}$  is a symmetric kernel that is also transformation-invariant over the group  $\mathcal{G}$ , i.e.,  $\forall T \in \mathcal{G}$ ,

$$K_{\mathcal{G},best,base}(TX_i, X_j) = K_{\mathcal{G},best,base}(X_i, X_j). \quad (3)$$

*Proof.* The symmetry follows since

$$\begin{aligned} K_{\mathcal{G},best,base}(X_i, X_j) &= \sup_{T \in \mathcal{G}} K_{base}(TX_i, X_j) \\ &= \sup_{T \in \mathcal{G}} K_{base}(X_i, T^{-1}X_j) = \sup_{T \in \mathcal{G}} K_{base}(T^{-1}X_j, X_i) \\ &= \sup_{T^{-1} \in \mathcal{G}} K_{base}(T^{-1}X_j, X_i) = K_{\mathcal{G},best,base}(X_j, X_i). \end{aligned}$$

The transformational invariance follows since

$$\begin{aligned} K_{\mathcal{G},best,base}(TX_i, X_j) &= \sup_{S \in \mathcal{G}} K_{base}(STX_i, X_j) \\ &= \sup_{UT^{-1} \in \mathcal{G}} K_{base}(UX_i, X_j) = \sup_{U \in \mathcal{G}} K_{base}(UX_i, X_j) \\ &= K_{\mathcal{G},best,base}(X_i, X_j). \end{aligned}$$

□

*The Translation Group:* Of particular interest in image classification is the group of translations. Let  $X_i = \{X_i^{p,q} : p \in [m_1], q \in [m_2]\}$  denote a two-dimensional  $m_1 \times m_2$  array of pixels, with  $m = m_1 m_2$ . Let  $T_{rs}X_i := \{X_i^{((p+r) \bmod m_1, (q+s) \bmod m_2)} : r \in [m_1], s \in [m_2]\}$  denote the transformation that translates the array by  $r$  pixels in the x-direction, and by  $s$  pixels in the y-direction. The translation group is  $\mathcal{G}_{trans} := \{T_{rs} : r \in [m_1], s \in [m_2]\}$ . For notational simplicity, we will denote the resulting kernel  $K_{\mathcal{G}_{trans},best,base}$  by  $K_{TI,best,base}$ .

### B. Positive Definiteness of Translation-Invariant Best-Fit Kernels

There are two criteria that need to be met when trying to embed transformational invariance into SVM kernels. (i) The kernel will need to be invariant with respect to the particular transformations of interest in the application domain. (ii) The kernel will need to be positive definite to have provable guarantees of performance.

$K_{TI,best,base}$  satisfies property (i) as established in Lemma 1. Concerning property (ii) though, in general,  $K_{TI,best,base}$  is an indefinite kernel. We now show that when the base kernel is a normalized linear kernel,  $K_{linear}(X_i, X_j) := \frac{1}{m} X_i^T X_j$ , then it is indeed positive definite, in a random model, in the small sample regime of interest. Subsequently, in Theorem 2, we show that this also holds polynomial kernels that are of importance in practice.

**Theorem 1. Let**

$$K_{TI,best,linear}(X_i, X_j) := \sup_{T \in \mathcal{G}_{trans}} \frac{1}{m} (TX_i)^T X_j$$

*be the best-fit translation invariant kernel with the base kernel chosen as the normalized linear kernel. Suppose  $\{X_i^{(p,q)} : p \in [m_1], q \in [m_2], i \in [n]\}$  are i.i.d., and  $\mathcal{N}(0, 1)$ . If  $n = O(m^{\frac{1}{2}-\beta})$ , for some  $\beta \in (0, \frac{1}{2})$ , then  $K_{TI,best,linear}$  is positive definite with probability approaching one, as  $m \rightarrow \infty$ .*

*Proof.* For brevity, we denote  $K_{TI,best,linear}(X_i, X_j)$  and  $K_{linear}(X_i, X_j)$  by  $K_{TI,ij}$  and  $K_{ij}$ , respectively. From Gershgorin’s circle theorem [24] every eigenvalue of  $K_{TI,best,linear}$  lies within at least one of the Gershgorin discs  $\mathcal{D}(K_{TI,ii}, r_i) := \{\lambda \in \mathbb{R} \mid |\lambda - K_{TI,ii}| \leq r_i\}$ , where  $r_i := \sum_{j \neq i} |K_{TI,ij}|$ . Hence if  $K_{TI,ii} > \sum_{j \neq i} |K_{TI,ij}|$ ,  $\forall i$ , then  $K_{TI}$  is a positive definite kernel.

Note that the dimension of the vector  $X_i$  is  $m = m_1 \times m_2$  in the case of a two dimensional array. The diagonal entry  $K_{ii}$  is distributed as Gamma  $(\frac{m}{2}, \frac{m}{2})$  (mean and variance are 1 and  $\frac{2}{m}$ , respectively). Invoking Lemma 4 in the Appendix with  $t = \frac{1}{4}$ , we have

$$\mathbb{P}(K_{ii} \leq \frac{3}{4}) \leq \frac{2}{2 + m/16}, \quad \forall i.$$

Noting that  $K_{TI,ii} = \max_{T \in \mathcal{G}} K_{linear}(TX_i, X_i) \geq K_{ii}, \forall i$ ,

$$\mathbb{P}(K_{TI,ii} \leq \frac{3}{4}) \leq \mathbb{P}(K_{ii} \leq \frac{3}{4}).$$

Hence

$$\begin{aligned} \lim_{m \rightarrow \infty} \mathbb{P}(K_{TI,ii} \leq \frac{3}{4}, \exists i \in [n]) &\leq \lim_{m \rightarrow \infty} n \mathbb{P}(K_{ii} \leq \frac{3}{4}) \\ &\leq \lim_{m \rightarrow \infty} \frac{2n}{2 + m/16} = 0. \end{aligned} \quad (4)$$

Now we turn to the off-diagonal terms  $K_{TI,ij}$  for  $i \neq j$ . For  $k \in [m]$ , one can write  $X_i^{(k)} X_j^{(k)} = \frac{1}{2} (Y_{+,ij}^{(k)} - Y_{-,ij}^{(k)}) (Y_{+,ij}^{(k)} + Y_{-,ij}^{(k)})$ , where  $Y_{+,ij}^{(k)} := \frac{1}{\sqrt{2}} (X_j^{(k)} + X_i^{(k)})$  and  $Y_{-,ij}^{(k)} := \frac{1}{\sqrt{2}} (X_j^{(k)} - X_i^{(k)})$ . Note that  $Y_{+,ij}^{(k)}$  and  $Y_{-,ij}^{(k)}$  are independent  $\mathcal{N}(0, 1)$  random variables. Hence  $(Y_{+,ij}^{(k)})^2$  and  $(Y_{-,ij}^{(k)})^2$  are chi-squared random variables, and their moment generating functions are  $\mathbb{E}[e^{\lambda(Y_{+,ij}^{(k)})^2}] = \mathbb{E}[e^{\lambda(Y_{-,ij}^{(k)})^2}] = \frac{1}{\sqrt{1-2\lambda}}$  for  $\lambda < \frac{1}{2}$ . Hence

$$\begin{aligned} \mathbb{E}[e^{\lambda(mK_{ij})}] &= \mathbb{E} \left[ \exp \left( \frac{\lambda}{2} \sum_{k=1}^m ((Y_{+,ij}^{(k)})^2 - (Y_{-,ij}^{(k)})^2) \right) \right] \\ &= \left( \mathbb{E}[\exp(\frac{\lambda}{2}(Y_{+,ij}^{(k)})^2)] \mathbb{E}[\exp(-\frac{\lambda}{2}(Y_{-,ij}^{(k)})^2)] \right)^m \\ &= \left( \frac{1}{\sqrt{1-\lambda^2}} \right)^m, \quad \text{for } \lambda^2 < 1. \end{aligned}$$

With  $\mathbb{E}(mK_{ij}) = 0$ , it can be verified that  $mK_{ij}$  is sub-exponential with parameters  $(\sqrt{2m}, 2)$ , as in Definition 1 in the Appendix. Hence, from Lemma 5 of the Appendix, for  $c \geq 1$ ,

$$\mathbb{P} \left( mK_{ij} \geq \frac{m^{\frac{1}{2}+\beta}}{2c} \right) \leq \exp \left( -\frac{m^{2\beta}}{16c^2} \right). \quad (5)$$

Now we consider the tail behavior of  $\sum_{j \neq i} |K_{TI,ij}|, \forall i$ :

$$\begin{aligned}
& \mathbb{P} \left( \sum_{j \neq i} |K_{TI,ij}| \geq t \right) \leq \mathbb{P} \left( \max_{j \neq i} |K_{TI,ij}| \geq \frac{t}{n-1} \right) \\
& \stackrel{(a)}{\leq} (n-1) \mathbb{P} \left( |K_{TI,ij}| \geq \frac{t}{n-1} \right) \\
& = (n-1) \mathbb{P} \left( \left| \sup_{T \in \mathcal{G}} K_{linear}(TX_i, X_j) \right| \geq \frac{t}{n-1} \right) \\
& \leq (n-1) \mathbb{P} \left( \sup_{T \in \mathcal{G}} |K_{linear}(TX_i, X_j)| \geq \frac{t}{n-1} \right) \\
& \stackrel{(b)}{\leq} (n-1)m \mathbb{P} \left( |K_{ij}| \geq \frac{t}{n-1} \right) \\
& \stackrel{(c)}{\leq} 2(n-1)m \mathbb{P} \left( K_{ij} \geq \frac{t}{n-1} \right) \\
& \leq 2nm \mathbb{P} \left( mK_{ij} \geq \frac{tm}{n} \right).
\end{aligned}$$

Above, (a) holds since the probability distributions of  $|K_{TI,ij}|$  are identical for all  $j \neq i$ . Likewise, (b) holds since the distributions of  $|K_{ij}|$  are identical for all  $j$ . The inequality (c) holds since  $K_{ij}$  is a symmetric random variable, i.e.,  $p_{K_{ij}}(y) = p_{K_{ij}}(-y)$ . Let  $t = \frac{1}{2}$ . Consider  $n \leq cm^{\frac{1}{2}-\beta}$  for some  $c \geq 1$ . Then,

$$\begin{aligned}
& \lim_{m \rightarrow \infty} \mathbb{P} \left( \sum_{j \neq i} |K_{TI,ij}| \geq \frac{1}{2}, \exists i \in [n] \right) \\
& \leq \lim_{m \rightarrow \infty} n \mathbb{P} \left( \sum_{j \neq i} |K_{TI,ij}| \geq \frac{1}{2} \right) \\
& \leq \lim_{m \rightarrow \infty} 2c^2 m^{2-2\beta} \mathbb{P} \left( mK_{ij} \geq \frac{m^{\frac{1}{2}+\beta}}{2c} \right) \\
& \leq \lim_{m \rightarrow \infty} 2c^2 m^{2-2\beta} \exp \left( -\frac{m^{2\beta}}{16c^2} \right) = 0. \tag{6}
\end{aligned}$$

Combining (4) and (6), we have

$$\begin{aligned}
& \lim_{m \rightarrow \infty} \mathbb{P}(K_{TI,ii} > \sum_{j \neq i} |K_{TI,ij}|, \forall i) \\
& \geq \lim_{m \rightarrow \infty} \mathbb{P}(\min_i K_{TI,ii} > \max_i \sum_{j \neq i} |K_{TI,ij}|) \\
& \geq \lim_{m \rightarrow \infty} \mathbb{P}(\min_i K_{TI,ii} > \frac{3}{4} \text{ and } \max_i \sum_{j \neq i} |K_{TI,ij}| < \frac{1}{2}) \\
& = 1 - \lim_{m \rightarrow \infty} \mathbb{P}(\min_i K_{TI,ii} \leq \frac{3}{4} \text{ or } \max_i \sum_{j \neq i} |K_{TI,ij}| \geq \frac{1}{2}) \\
& \geq 1 - \lim_{m \rightarrow \infty} (\mathbb{P}(\min_i K_{TI,ii} \leq \frac{3}{4}) + \mathbb{P}(\max_i \sum_{j \neq i} |K_{TI,ij}| \geq \frac{1}{2})) \\
& \geq 1 - \lim_{m \rightarrow \infty} (\mathbb{P}(K_{TI,ii} \leq \frac{3}{4}, \exists i) + \mathbb{P}(\sum_{j \neq i} |K_{TI,ij}| \geq \frac{1}{2}, \exists i)) \\
& = 1.
\end{aligned}$$

TABLE I

THE VALUE OF  $n$  UP TO WHICH THE KERNEL IS POSITIVE DEFINITE

Datasets	$K_{TI,best,linear}$	$K_{TI,best,poly}(\text{deg}=8)$
Original MNIST [4]	$\approx 45$	$\approx 375$
EMNIST [6]	$\approx 35$	$\approx 395$
Translated MNIST	$\approx 455$	$\approx 15000$

Therefore,  $K_{TI,best,linear}$  is positive definite with probability approaching one as  $m \rightarrow \infty$ .  $\square$

We now show that the positive definiteness in the small sample regime also holds for the polynomial kernels which are of importance in practice:

$$K_{poly}(X_i, X_j) := (1 + \gamma X_i^T X_j)^d \text{ for } \gamma \geq 0, \text{ and } d \in \mathbb{N}.$$

**Theorem 2.** For any  $\gamma \in \mathbb{R}_+$  and  $d \in \mathbb{N}$ , the translation-invariant kernels,

$$K_{TI,best,poly}(X_i, X_j) := \sup_{T \in \mathcal{G}_{trans}} (1 + \gamma(TX_i)^T X_j)^d$$

are positive definite with probability approaching 1 as  $m \rightarrow +\infty$ , under the same conditions as in Theorem 1.

*Proof.* Due to monotonicity,

$$\begin{aligned}
K_{TI,best,poly}(X_i, X_j) & := \sup_{T \in \mathcal{G}_{trans}} (1 + \gamma(TX_i)^T X_j)^d \\
& = (1 + \gamma \sup_{T \in \mathcal{G}_{trans}} (TX_i)^T X_j)^d \\
& = (1 + \gamma m K_{TI,best,linear}(X_i, X_j))^d.
\end{aligned}$$

Now note that if  $K_1$  and  $K_2$  are positive definite kernels, then the following kernels  $K$  obtained by Schur products [25], addition, or adding a positive constant elementwise, are still positive definite kernels:

- $K_{ij} = \alpha K_{1,ij} + \beta K_{2,ij}, \forall \alpha, \beta \geq 0$ .
- $K_{ij} = (K_{1,ij})^{\ell_1} (K_{2,ij})^{\ell_2}, \forall \ell_1, \ell_2 \in \mathbb{N}$ .
- $K_{ij} = K_{1,ij} + \gamma, \forall \gamma \geq 0$ .

Since  $K_{TI,best,poly}$  can indeed be obtained by repeatedly applying the above operations starting with  $K_{TI,best,linear}$ , it follows that  $K_{TI,best,poly}$  is positive definite whenever  $K_{TI,best,linear}$  is, which holds with probability approaching one as  $m \rightarrow +\infty$ .  $\square$

**Remark.** Since Gershgorin's circle theorem is a conservative bound for the eigenvalues of a matrix, the bound of  $n = O(m^{\frac{1}{2}-\beta})$  for some  $\beta \in (0, \frac{1}{2})$  on the number of samples is also a conservative condition for positive definiteness. In practice, larger  $n$ 's also yield positive definiteness of  $K_{TI,best,linear}$ . Even more usefully,  $K_{TI,best,poly}$  is positive definite for a much larger range of  $n$ 's than  $K_{TI,best,linear}$ , which is reported in Table I.

### C. Comparison with the Average-Fit Kernel and Data Augmentation

1) *Average-Fit Kernel*: In [20], the ‘‘average-fit kernel’’

$$K_{\mathcal{G},avg,linear}(X_i, X_j) := \frac{1}{|\mathcal{G}|} \sum_{T \in \mathcal{G}} K_{linear}(TX_i, X_j) \quad (7)$$

is considered, which seeks the ‘‘average’’ fit over all transformations. Such a kernel is trivially positive definite. However, it is not really a desirable choice for the case of translations when the base kernel is the linear kernel, since then  $K_{\mathcal{G}trans,avg,linear}(X_i, X_j)$ , which we will denote by  $K_{TI,avg,linear}(X_i, X_j)$ , satisfies  $K_{TI,avg,linear}(X_i, X_j) = \left( \frac{1}{|\mathcal{G}trans|} \sum_{T \in \mathcal{G}trans} TX_i \right)^T X_j$ . Now note that  $\frac{1}{|\mathcal{G}trans|} \sum_{T \in \mathcal{G}trans} TX_i = \alpha(1, 1, \dots, 1)^T$ , where  $\alpha = \frac{1}{m} \sum_{k \in [m_1], \ell \in [m_2]} X_i^{(k, \ell)} = \text{Average brightness level of } X_i$ . So, it basically blurs out all detail in  $X_i$  and retains only its average brightness level  $\alpha$ . Therefore  $K_{TI,avg,linear}(X_i, X_j) = m \times (\text{Avg brightness level of } X_i) \times (\text{Avg brightness level of } X_j)$ . So all this kernel depends on is the average brightness levels of the samples. In the case of rotational invariance, it will only depend on the average brightness along each concentric circle’s circumference. As expected, employing this kernel produces very poor results, as we will see in the experimental results reported in Section IV.

2) *Data Augmentation*: One popular approach to learning how to recognize translated images is to use data augmentation. This consists of creating several copies of the existing samples, and augmenting the dataset with them. It turns out that such data augmentation basically corresponds to using the average-fit kernel as (7). This can be seen as follows. Let us consider the case where we maximize the augmented data by including all translates of all images. Then the resulting dual problem for SVM margin maximization is:

$$\begin{aligned} \max_{\lambda} & -\frac{1}{2} \sum_{i,j,T_1,T_2} \lambda_{i,T_1} \lambda_{j,T_2} y_i y_j K_{base}(T_1 X_i, T_2 X_j) + \sum_{i,T} \lambda_{i,T} \\ \text{s.t.} & \lambda_{i,T} \geq 0, \forall i \in [n], \forall T \in \mathcal{G}trans; \quad \sum_{i,T} \lambda_{i,T} y_i = 0. \end{aligned}$$

The corresponding classification is  $\text{sign}(\sum_{i,T} \lambda_{i,T} y_i K_{base}(TX_i, X) + b^*)$ , where  $b^* = y_j - \sum_{i,T} \lambda_{i,T} y_i K_{base}(TX_i, T' X_j)$ , for any  $j$  and  $T'$  satisfying the corresponding optimal dual variable  $\lambda_{j,T'}^* > 0$ . When no data augmentation is implemented, i.e.,  $|\mathcal{G}trans| = 1$ , we will use  $\lambda_i$  as shorthand for  $\lambda_{i,1}$ . As shown in Theorem 4.1 of [26], this is simply the dual problem for the SVM with  $K_{avg}$ , and so:

$$\sum_i \lambda_i K_{TI,avg,base}(X_i, X_j) = \sum_{i,T \in \mathcal{G}} \lambda_{i,T} K_{base}(TX_i, X_j), \quad \forall j.$$

Hence data augmentation is mathematically equivalent to a kernel with the average similarity over all transformations. As we have seen above, this yields a poor classifier since it only depends on the average brightness level of an image.  $\square$

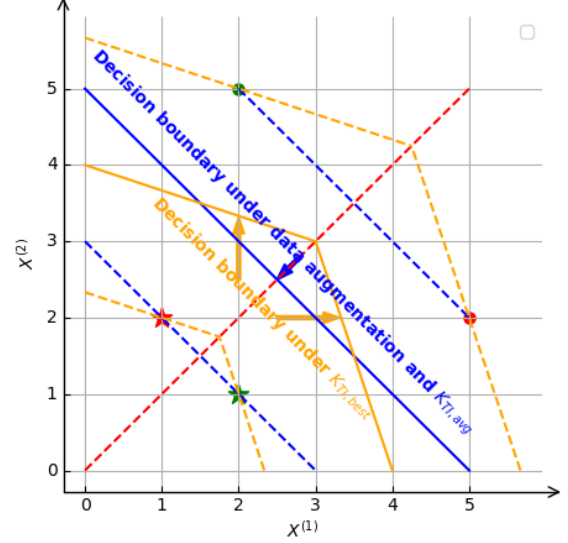


Fig. 1. The kernel  $K_{TI,best,linear}$  produces the piecewise linear separatrix shown in orange with a larger margin than the blue separatrix that data augmentation and  $K_{TI,avg}$  yield.

A simple example illustrates the superiority of  $K_{TI,best,linear}$  over data augmentation or  $K_{TI,avg,linear}$ .

**Example 1.** Consider a training set with just two samples  $X_1 = (1, 2)$  and  $X_2 = (5, 2)$ , shown in red in Fig. 1. Data augmentation generates two new samples  $X_3 = (2, 1)$  and  $X_4 = (2, 5)$ , shown in green, resulting in the decision boundary shown by the blue solid line in Fig. 1. One may note that the decision boundary  $X^{(1)} + X^{(2)} = 5$  depends only on the total brightness level  $X^{(1)} + X^{(2)}$ , since data augmentation is the same as  $K_{TI,avg}$ .

However, the decision boundary of  $K_{TI,best,linear}(X_i, X_j) = \sup_{T \in \mathcal{G}trans} \frac{1}{2} (TX_i)^T X_j$  is piecewise linear due to the ‘‘sup’’ operation. Since each piece only needs to consider the half of the samples that are on the same side of the symmetry axis (red dashed line), it naturally leads to a larger margin, as shown by the orange piecewise linear separatrix. For other kernels (e.g., polynomial kernels), the shape of the decision boundary will be altered correspondingly (e.g., piecewise polynomial), but a larger margin still results for the TI best-fit kernel.

### D. Rotation-Invariant Kernels

Define  $T_\theta X_i = \{[X_i^{(p \cos \theta - q \sin \theta, p \sin \theta + q \cos \theta)}]\}$ , where  $0 \leq p \leq m_1 - 1, 0 \leq q \leq m_2 - 1, -\pi < \theta \leq \pi$ . Similarly, the rotational-invariant (RI) kernel is

$$K_{RI,best,base}(X_i, X_j) := \sup_{\theta} K_{base}(T_\theta X_i, X_j), \quad \forall X_i, X_j \in \mathcal{X}. \quad (8)$$

A similar proof as for the RI kernel yields:

**Lemma 2.** *The rotational invariant kernels  $K_{RI,best,poly}$  are positive definite with probability approaching one as  $m \rightarrow +\infty$ , under the same conditions as in Theorem 1.*

In Section IV, we also report on the huge performance gain obtained by using an SVM with the kernel  $K_{RI,best,poly}$ .

### III. INCORPORATING LOCALITY AT MULTIPLE SPATIAL SCALES

To describe the property of ‘‘locality’’ and its incorporation into SVMs, we consider the simple context of a polynomial kernel and a one-dimensional real-valued pixel sequence.

Let us regard the individual pixel values  $\{X_i^{(1)}, X_i^{(2)}, \dots, X_i^{(m)}\}$  as the primitive features at ‘‘Layer 0’’. Consider now a ‘‘local’’ feature dependent only on the nearby pixels  $\{X_i^{(\ell)}, X_i^{(\ell+1)}, \dots, X_i^{(\ell+k_1)}\}$  that can be modeled by a polynomial of degree  $d_1$ . We refer to  $k_1$  as the locality parameter.

It is a linear combination of monomials of the form  $\prod_{j=\ell}^{\min(\ell+k_1, m)} (X_i^{(j)})^{c_j}$  with  $\sum_{j=\ell}^{\min(\ell+k_1, m)} c_j \leq d_1$  where each integer  $c_j \geq 0$ . This gives rise to a kernel

$$K_{L,ij} = \left[ \sum_{p=\ell}^{\min(\ell+k_1, m)} X_i^{(p)} X_j^{(p)} + 1 \right]^{d_1}. \quad (9)$$

We regard ‘‘Layer 1’’ as comprised of such local features of locality parameter  $k_1$  and polynomial degree  $d_1$ .

To define a larger spatial scale of features at ‘‘Layer 2’’, one may consider a polynomial of degree  $d_2$  in the contiguous features at Layer 1 that are at most  $k_2$  apart. This leads to a two-layer kernel

$$K_{L,ij} = \left[ \sum_{\ell=1}^{m-k_1} \left( \sum_{p=\ell}^{\ell+k_1} X_i^{(p)} X_j^{(p)} + 1 \right)^{d_1} + 1 \right]^{d_2}. \quad (10)$$

This can be recursively applied to define deeper kernels with locality; the three-layer kernel is architecture

$$K_{L,ij} = \left\{ \sum_{g=1}^{m-k_1-k_2} \left[ \sum_{\ell=g}^{g+k_2} \left( \sum_{p=\ell}^{\ell+k_1} X_i^{(p)} X_j^{(p)} + 1 \right)^{d_1} + 1 \right]^{d_2} + 1 \right\}^{d_3}. \quad (11)$$

One can choose the number of layers so that the final layer’s output depends on all the features. The techniques of ‘‘padding’’ and ‘‘stride’’ [27] employed in CNNs can be brought in naturally too. If necessary, one can select corresponding zero paddings and strides for maintaining the input and output sizes at each layer the same.

The above procedure extends naturally to two-dimensional images  $\{X_i^{(p,q)} : 1 \leq p, q \leq m\}$ . Then the kernel at layer 1 is simply  $\left( \sum_{q=s}^{s+k_1} \sum_{p=\ell}^{\ell+k_1} X_i^{(p,q)} X_j^{(p,q)} + 1 \right)^{d_1}$ . The resulting kernels are always positive definite:

**Lemma 3.**  *$K_L$  is a positive definite kernel.*

*Proof.* The result follows from the properties of positive definite kernels in Lemma 2, since the kernel  $K_L$  can be obtained by repeatedly employing the above operations with  $\alpha = \beta = \gamma = 1$ , starting with a base linear kernel.  $\square$

One difference from CNNs is that, for the same input layer, one cannot have multiple output channels. The reason is that if we design multiple channels with different degrees, then the channel with a larger degree will automatically subsume all terms generated by the channel with a smaller degree. Therefore, it is equivalent to having only one output channel with the largest degree. On the other hand, if the images have multiple channels to start with (as in R, G, and B, for example), then they can be handled separately. But after they are combined at a layer, there can only be one channel at subsequent higher layers.

a) *Combining Locality at Multiple Spatial Scales with Transformational Invariance:* To combine both locality at multiple spatial scales and transformational invariance, a kernel with locality at multiple spatial scales can be introduced as a base kernel into transformation-invariant kernels.

b) *Complexity Analysis and Memory Trade-off:* One may trade off between the memory requirement and computation time when it comes to the depth of the architecture. Supported by adequate memory space, one can store all kernel values from every layer, with both computation time and memory space increasing linearly with depth. In contrast, when limited by memory space, one can store only the kernel values from the final layer. In that case, although the memory requirement does not increase with depth, computation time grows exponentially with depth.

The time complexity of computing the polynomial kernel is between  $O(n^2m)$  and  $O(n^3m)$  based on LIBSVM implementation [7], while space complexity is  $O(n^2)$ . With sufficient memory  $O(n^2m)$ , the computations of kernel values can be parallelized so that the time complexity of the locality kernel is considerably reduced to between  $O(n^2kd)$  and  $O(n^3kd)$ , where  $k$  and  $d$  are the locality parameter and the depth respectively with  $kd \ll m$ .

## IV. EXPERIMENTAL EVALUATION

### A. Datasets

We evaluate the performance of the methods developed on four datasets:

- 1) The Original MNIST Dataset [4]
- 2) The EMNIST Letters Dataset [6]
- 3) The Translated MNIST Dataset: Since most generally available datasets appear to have already been centered or otherwise preprocessed, we transform them to better verify the accuracy improvement of TI kernels. We place the objects in a larger (64\*64\*1) canvas, and then randomly translate them so that they are not necessarily centered but still maintain their integrity. In addition, we add a Gaussian noise ( $\mu = 0, \sigma = 0.1$ ) to avoid being able to accurately center the image by calculating the center-of-mass. We call the resulting dataset the ‘‘Translated dataset’’. Fig. 2a shows some samples from different classes of the Translated MNIST dataset.
- 4) The Rotated MNIST Dataset: Similarly, we also create a ‘‘Rotated dataset’’. (We skip the digits ‘‘6’’ and ‘‘9’’ since they are equivalent after 180° rotation.) Fig. 2b

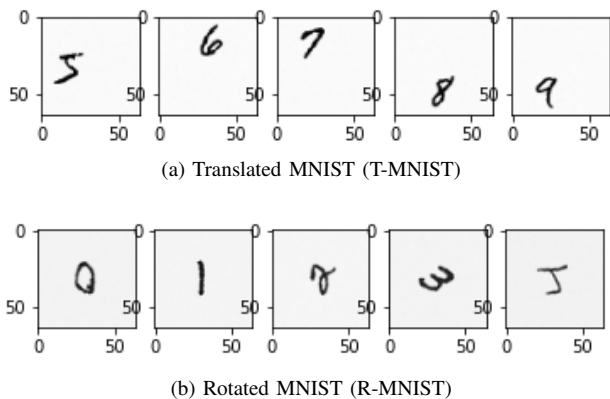


Fig. 2. Transformed MNIST with random translation/rotation and Gaussian noise ( $\mu = 0, \sigma = 0.1$ ).

displays some samples from different classes of the Rotated MNIST dataset.

### B. Experimental Results and Observations

Table II and Fig. 3 provide the test accuracy of all methods on the Original and Transformed MNIST Datasets, respectively, while Table III shows the test accuracy for the EMNIST Letters Dataset [6]. In the Tables and Fig. 3, the letters L, TI, RI represent Locality at multiple spatial scales, TI kernels, and RI kernels, respectively. A combination such as L-TI represents an SVM that uses both Locality as well as Translational Invariance.

For the Original MNIST dataset with 100/200/500 training samples (Table II), after introducing locality and transformational invariance, the classification accuracy is improved from 68.33%/86.96%/91.33% reported by the best CNNs optimized over architectures and dimensions [5] to 81.55%/89.23%/93.11% respectively. The small but tangible improvements indicate that the original dataset does not center and skew objects perfectly. Larger improvements can be observed from the EMNIST Letters dataset [6] in Table III compared with the original SVM, RI kernel based on Average-Fit, and ResNet. Note that all test accuracy displayed in the tables is multi-class classification accuracy.

In Fig. 3, we present the obtained test accuracy as a function of the number of training samples for two different transformed datasets. Experiments are performed 10 times with mean and standard deviation denoted by the length of the bars around the mean, for 100/300/500/700/1000 training samples respectively. (L-)TI-SVM and (L-)RI-SVM outperform ResNet in many cases when there is no data augmentation since they embed useful domain knowledge for classifiers, especially for the small size regime of training samples. However, with the increase in the number of training samples, the benefits brought by domain knowledge gradually decrease, as shown in Fig. 3. Additionally, the test accuracy of newly proposed methods has a smaller variance than ResNet’s in general.

From the experimental results, we see that all SVMs with newly defined kernels improve upon the test accuracy of the original SVM method, whether they are original datasets or

TABLE II  
ORIGINAL MNIST DATASET (100, 200, 500 TRAINING SAMPLES): TEST ACCURACY OF NEWLY PROPOSED METHODS COMPARED WITH THE ORIGINAL SVM, RI-SVM BASED ON AVERAGE FIT, AND THE BEST CNN.

Method	100	200	500
	Acc/%	Acc/%	Acc/%
L-TI-RI-SVM	<b>81.55</b>	<b>89.23</b>	92.58
TI-RI-SVM	75.10	86.47	<b>93.11</b>
L-TI-SVM	78.86	87.02	91.01
L-RI-SVM	77.96	83.96	89.65
TI-SVM	69.34	82.34	91.00
RI-SVM	73.82	83.60	90.19
L-SVM	75.27	82.11	88.21
SVM	68.16	78.67	87.14
RI-SVM (Average-Fit)	68.05	78.81	87.21
Best CNN <sup>1</sup>	68.33	86.96	91.33

transformed datasets. They also greatly outperform the best CNNs in the small training sample regime of interest. For transformed datasets, improvements are more obvious.

### C. Details of Experimental Evaluation

With consideration of computational speed and memory space, we utilize a two-layer structure (10) as well as a  $\frac{k_1-1}{2}$ -zero padding and a stride of 1 to implement locality. In order to compare the test accuracy of L-SVM, TI-SVM, RI-SVM and further combine them, we select a polynomial kernel with a fixed degree (8 in our experiments) to realize proposed methods. Note that degree 8 is not necessarily the optimal degree; one can tune the specific degree for different datasets.

We compare our results with [5], which adopts a tree building technique to examine all the possible combinations of layers and corresponding dimensionalities to find the optimal CNN architecture. As for the DNN benchmark of the EMNIST Letters and the Transformed MNIST datasets, we select ResNet [18], [19], a classic CNN architecture, as a DNN benchmark. Plus, for fairness, we do not implement data augmentation for ResNet and train all models from scratch.

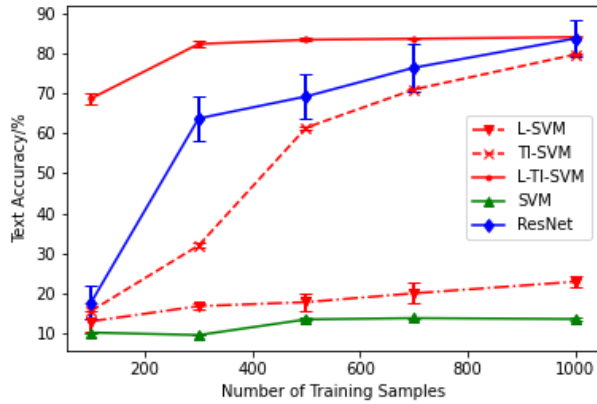
Note that all experimental results are based on LIBSVM [7] implementation and are carried out on an Intel Xeon E5-2697A V4 Linux server with a maximum clock rate of 2.6 GHz and a total memory of 512 GB.

## V. CONCLUDING REMARKS

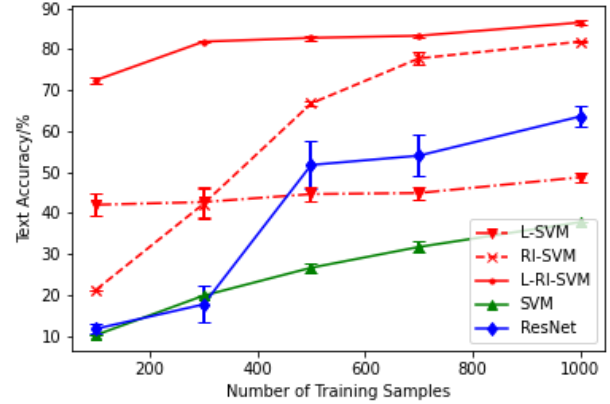
In this paper, we develop transformation-invariant kernels that capture domain knowledge of the invariances in the domain. They can also additionally incorporate composition and locality at multiple spatial scales. The resulting kernels provide superior classification performance in the small sample size regime that is of interest in this paper. Experiments demonstrate that for the same polynomial kernel, incorporating locality and transformational invariance improves accuracy, especially for situations where data is scarce. This work can be applied to fields other than image classification. The

<sup>1</sup>Since [5] did not provide the test accuracy for 200 training samples, we use a fine-tuned ResNet to fill in the gaps.





(a) Translated MNIST



(b) Rotated MNIST

Fig. 3. Test accuracy vs. Number of training samples for Transformed MNIST datasets

TABLE III  
EMNIST LETTERS DATASET (100, 200, 500 TRAINING SAMPLES): TEST ACCURACY OF NEWLY PROPOSED METHODS COMPARED WITH THE ORIGINAL SVM, RI-SVM BASED ON AVERAGE-FIT, AND RESNET.

Method	100	200	500
	Acc/%	Acc/%	Acc/%
L-TI-RI-SVM	<b>44.56</b>	<b>55.18</b>	66.42
TI-RI-SVM	43.16	52.40	<b>67.42</b>
L-TI-SVM	42.51	52.81	64.66
L-RI-SVM	38.39	47.29	59.76
TI-SVM	39.94	48.12	63.52
RI-SVM	38.03	45.02	59.04
L-SVM	37.01	45.08	58.05
SVM	36.65	42.74	56.38
RI-SVM (Average-Fit)	36.82	42.41	56.22
ResNet	11.48	41.17	61.12

problem that motivates this study on transformation invariance is epileptic seizure prediction. Features that represent the characteristics of epilepsy in the electroencephalogram (EEG) signal are translation invariant within the time range. A hierarchy of features at different time scales can be incorporated by employing locality at multiple scales.

#### ACKNOWLEDGEMENT

This material is based upon work partially supported by US National Science Foundation under CMMI-2038625, HDR Tripods CCF-1934904; US Office of Naval Research under N00014-21-1-2385; US ARO under W911NF2120064, W911NF1810331; and U.S. Department of Energy's Office of Energy Efficiency and Renewable Energy (EERE) under the Solar Energy Technologies Office Award Number DE-EE0009031. The views expressed herein and conclusions contained in this document are those of the authors and should not be interpreted as representing the views or official policies, either expressed or implied, of the U.S. NSF, ONR, ARO, Department of Energy or the United States Government. The

U.S. Government is authorized to reproduce and distribute reprints for Government purposes notwithstanding any copyright notation herein.

#### REFERENCES

- [1] M. Tan and Q. Le, "Efficientnet: Rethinking model scaling for convolutional neural networks," in *International Conference on Machine Learning*. PMLR, 2019, pp. 6105–6114.
- [2] E. D. Cubuk, B. Zoph, D. Mane, V. Vasudevan, and Q. V. Le, "Autoaugmentation: Learning augmentation policies from data," *arXiv preprint arXiv:1805.09501*, 2018.
- [3] I. Daubechies, R. DeVore, S. Foucart, B. Hanin, and G. Petrova, "Nonlinear approximation and (deep) relu networks," *Constructive Approximation*, pp. 1–46, 2021.
- [4] Y. LeCun and C. Cortes, "MNIST handwritten digit database," 2010. [Online]. Available: <http://yann.lecun.com/exdb/mnist/>
- [5] R. N. Dsouza, P.-Y. Huang, and F.-C. Yeh, "Structural analysis and optimization of convolutional neural networks with a small sample size," *Scientific Reports*, vol. 10, no. 1, pp. 1–13, 2020.
- [6] G. Cohen, S. Afshar, J. Tapson, and A. Van Schaik, "Emnist: Extending mnist to handwritten letters," in *2017 International Joint Conference on Neural Networks (IJCNN)*. IEEE, 2017, pp. 2921–2926.
- [7] C.-C. Chang and C.-J. Lin, "Libsvm: A library for support vector machines," *ACM Transactions on Intelligent Systems and Technology (TIST)*, vol. 2, no. 3, pp. 1–27, 2011.
- [8] C. Cortes and V. Vapnik, "Support-vector networks," *Machine Learning*, vol. 20, no. 3, pp. 273–297, 1995.
- [9] D. Lu and Q. Weng, "A survey of image classification methods and techniques for improving classification performance," *International Journal of Remote Sensing*, vol. 28, no. 5, pp. 823–870, 2007.
- [10] V. N. Vapnik, *The nature of statistical learning theory*. Springer, 1995.
- [11] B. E. Boser, I. M. Guyon, and V. N. Vapnik, "A training algorithm for optimal margin classifiers," in *Proceedings of the Fifth Annual Workshop on Computational Learning Theory*, 1992, pp. 144–152.
- [12] Y. le Cun, "Generalization and network design strategies," *Connectionism in Perspective*, vol. 19, pp. 143–155, 1989.
- [13] A. Krizhevsky, G. Hinton et al., "Learning multiple layers of features from tiny images," 2009.
- [14] J. Deng, W. Dong, R. Socher, L.-J. Li, K. Li, and L. Fei-Fei, "Imagenet: A large-scale hierarchical image database," in *2009 IEEE Conference on Computer Vision and Pattern Recognition*. Ieee, 2009, pp. 248–255.
- [15] A. Krizhevsky, I. Sutskever, and G. E. Hinton, "Imagenet classification with deep convolutional neural networks," in *Advances in Neural Information Processing Systems*, 2012, pp. 1097–1105.
- [16] K. Simonyan and A. Zisserman, "Very deep convolutional networks for large-scale image recognition," *arXiv preprint arXiv:1409.1556*, 2014.



- [17] C. Szegedy, W. Liu, Y. Jia, P. Sermanet, S. Reed, D. Anguelov, D. Erhan, V. Vanhoucke, and A. Rabinovich, “Going deeper with convolutions,” in *Proceedings of the IEEE Conference on Computer Vision and Pattern Recognition*, 2015, pp. 1–9.
- [18] K. He, X. Zhang, S. Ren, and J. Sun, “Deep residual learning for image recognition,” in *Proceedings of the IEEE Conference on Computer Vision and Pattern Recognition*, 2016, pp. 770–778.
- [19] —, “Identity mappings in deep residual networks,” in *European Conference on Computer Vision*. Springer, 2016, pp. 630–645.
- [20] B. Haasdonk and H. Burkhardt, “Invariant kernel functions for pattern analysis and machine learning,” *Machine Learning*, vol. 68, no. 1, pp. 35–61, 2007.
- [21] —, “Classification with invariant distance substitution kernels,” in *Data Analysis, Machine Learning and Applications*. Springer, 2008, pp. 37–44.
- [22] S. Mei, T. Misiakiewicz, and A. Montanari, “Learning with invariances in random features and kernel models,” *arXiv preprint arXiv:2102.13219*, 2021.
- [23] B. Schölkopf, P. Simard, A. J. Smola, and V. Vapnik, “Prior knowledge in support vector kernels,” in *Advances in Neural Information Processing Systems*, 1998, pp. 640–646.
- [24] R. S. Varga, Geršgorin and his circles. Springer Science & Business Media, 2010, vol. 36.
- [25] J. Schur, “Bemerkungen zur theorie der beschränkten bilinearformen mit unendlich vielen veränderlichen.” 1911.
- [26] Z. Li, R. Wang, D. Yu, S. S. Du, W. Hu, R. Salakhutdinov, and S. Arora, “Enhanced convolutional neural tangent kernels,” *arXiv preprint arXiv:1911.00809*, 2019.
- [27] I. Goodfellow, Y. Bengio, and A. Courville, *Deep learning*. MIT press, 2016.
- [28] B. Ghosh, “Probability inequalities related to markov’s theorem,” *The American Statistician*, vol. 56, no. 3, pp. 186–190, 2002.
- [29] M. Wainwright, “Basic tail and concentration bounds,” URL: [https://www.stat.berkeley.edu/.../Chap2\\_TailBounds\\_Jan22\\_2015.pdf](https://www.stat.berkeley.edu/.../Chap2_TailBounds_Jan22_2015.pdf) (visited on 12/31/2017), 2015.

## APPENDIX

### VI. SUPPORTING DEFINITIONS AND LEMMAS

**Lemma 4** (Cantelli inequality [28]). *Let  $X$  be a random variable with  $\mathbb{E}[X] = \mu$  and  $\text{Var}[X] = \sigma^2$ , then for all  $t > 0$ ,*

$$\mathbb{P}[X \geq \mu + t] \leq \frac{\sigma^2}{\sigma^2 + t^2}, \quad (12)$$

$$\mathbb{P}[X \leq \mu - t] \leq \frac{\sigma^2}{\sigma^2 + t^2}. \quad (13)$$

**Definition 1.** *A random variable  $X$  with mean  $\mu = \mathbb{E}[X]$  is sub-exponential if there are non-negative parameters  $(\nu, b)$  such that [29]*

$$\mathbb{E}[\exp(\lambda(X - \mu))] \leq \exp\left(\frac{\nu^2 \lambda^2}{2}\right), \quad \forall |\lambda| < \frac{1}{b}. \quad (14)$$

**Lemma 5** (Sub-exponential tail bound [29]). *Suppose that  $X$  is sub-exponential with parameters  $(\nu, b)$ . Then,*

$$\mathbb{P}[X \geq \mu + t] \leq \begin{cases} \exp\left(-\frac{t^2}{2\nu^2}\right) & \text{if } 0 \leq t \leq \frac{\nu^2}{b}, \\ \exp\left(-\frac{t}{2b}\right) & \text{if } t > \frac{\nu^2}{b}. \end{cases} \quad (15)$$