

BAHADUR EFFICIENCY IN TENSOR CURIE-WEISS MODELS

SOMABHA MUKHERJEE, SWARNADIP GHOSH, JAESUNG SON, AND SOURAV MUKHERJEE

ABSTRACT. The tensor Ising model is a discrete exponential family used for modeling binary data on networks with not just pairwise, but higher-order dependencies. In this exponential family, the sufficient statistic is a multi-linear form of degree $p \geq 2$, designed to capture p -fold interactions between the binary variables sitting on the nodes of a network. A particularly useful class of tensor Ising models are the tensor Curie-Weiss models, where one assumes that all p -tuples of nodes interact with the same intensity. Computing the maximum likelihood estimator (MLE) is computationally cumbersome in this model, due to the presence of an inexplicit normalizing constant in the likelihood, for which the standard alternative is to use the maximum pseudolikelihood estimator (MPLE). Both the MLE and the MPLE are consistent estimators of the natural parameter, provided the latter lies strictly above a certain threshold, which is slightly below $\log 2$, and approaches $\log 2$ as p increases. In this paper, we compute the Bahadur efficiencies of the MLE and the MPLE above the threshold, and derive the optimal sample size (number of nodes) needed for either of these tests to achieve significance. We show that the optimal sample size for the MPLE and the MLE agree if either $p = 2$ or the null parameter is greater than or equal to $\log 2$. On the other hand, if $p \geq 3$ and the null parameter lies strictly between the threshold and $\log 2$, then the two differ for sufficiently large values of the alternative. In particular, for every fixed alternative above the threshold, the Bahadur asymptotic relative efficiency of the MLE with respect to the MPLE goes to ∞ as the null parameter approaches the threshold. We also provide graphical presentations of the exact numerical values of the theoretical optimal sample sizes in different settings.

1. INTRODUCTION

With the ever increasing demand for modeling dependent network data in modern statistics, there has been a noticeable rise in the necessity for introducing appropriate statistical frameworks for modeling dependent data in the recent past. One such useful and mathematically tractable model which was originally coined by physicists for describing magnetic spins of particles, and later used by statisticians for modeling dependent binary data, is the Ising model [1]. It has found immense applications in diverse places such as image processing [26], neural networks [25], spatial statistics [23], and disease mapping in epidemiology [24].

The Ising model is a discrete exponential family on the set of all binary tuples of a fixed length, with sufficient statistic given by a quadratic form, designed to capture pairwise dependence between the binary variables, arising from an underlying network structure. However, in most real-life scenarios, pairwise interactions are not enough to capture all the complex dependencies in a network data. For example, the behavior of an individual in a peer group depends not just on pairwise interactions, but is a more complex function of higher order interactions with colleagues. Similarly, in physics, it is known that the atoms on a crystal surface do not just interact in pairs, but in triangles, quadruples and higher order tuples. A useful framework for capturing such higher order dependencies is the p -tensor Ising model [13], where the quadratic interaction term in the sufficient statistic is replaced by a multilinear polynomial of degree $p \geq 2$. Although constructing consistent estimates of the natural parameter in general p -tensor Ising models is possible [13], more exact inferential tasks such as constructing confidence intervals and hypothesis testing is not possible,

unless one imposes additional constraints on the underlying network structure. One such useful structural assumption is that all p -tuples of nodes in the underlying network interact, and that too with the same intensity. The corresponding model is called the p -tensor Curie-Weiss model [12], which is a discrete exponential family on the hypercube $\{-1, 1\}^n$, with probability mass function given by:

$$\mathbb{P}_{\beta,p}(\mathbf{x}) := \frac{\exp\left\{\beta n^{1-p} \sum_{1 \leq i_1, \dots, i_p \leq n} x_{i_1} \cdots x_{i_p}\right\}}{2^n Z_n(\beta, p)} \quad \text{for } \mathbf{x} \in \{-1, 1\}^n. \quad (1.1)$$

Here $Z_n(\beta, p)$ is a normalizing constant required to ensure that $\sum_{\mathbf{x} \in \{-1, 1\}^n} \mathbb{P}_{\beta,p}(\mathbf{x}) = 1$, and $\beta \geq 0$. It is precisely this inexplicit normalizing constant $Z_n(\beta, p)$, that hinders estimation of the parameter β using the maximum likelihood approach. In this context, and also for more general Ising models, an alternative, computationally efficient algorithm was suggested by Chatterjee [11] for the case $p = 2$, which goes by the name of Maximum Pseudolikelihood (MPL) Estimation [16, 17], and is based on computing explicit conditional distributions. To elaborate, the MPL estimate is obtained by maximizing the *pseudolikelihood function*:

$$\hat{\beta}_{\text{MPL}} := \arg \max_{\beta \in \mathbb{R}} \prod_{i=1}^n \mathbb{P}_{\beta,p}(X_i | (X_j)_{j \neq i}),$$

where $\mathbf{X} = (X_1, \dots, X_n)$ is simulated from the model (1.1). The \sqrt{n} -consistency of the MPL estimator in the so called *low temperature regime* (high values of the parameter β) was established in [11], and later extended to tensor Ising models for $p > 2$ in [13]. More precisely, it is shown in [13] and [12] that there exists $\beta^*(p) > 0$, such that for all $\beta > \beta^*(p)$, both $\sqrt{n}(\hat{\beta}_{\text{MPL}} - \beta)$ and $\sqrt{n}(\hat{\beta}_{\text{ML}} - \beta)$ are tight, where $\hat{\beta}_{\text{ML}}$ is the Maximum Likelihood (ML) estimator of β . Further, consistent estimation (and consistent testing) is impossible in the regime $[0, \beta^*(p))$. The exact asymptotics of both $\sqrt{n}(\hat{\beta}_{\text{MPL}} - \beta)$ and $\sqrt{n}(\hat{\beta}_{\text{ML}} - \beta)$ for the model (1.1) for β above the threshold $\beta^*(p)$, was worked out in [13], where it is shown that both these statistics converge in distribution to the same normal distribution (see Figure 1). Consequently, both the ML and MPL estimates have the same asymptotic variance everywhere above the threshold, and in fact, both saturate the Cramer-Rao information lower bound in this regime. The goal of this paper is to calculate and compare another notion of efficiency of estimators, called *Bahadur efficiency* for the ML and MPL estimators in model (1.1).

In his seminal paper [2], Bahadur introduced the concept of *slope* of a test statistic to calculate the minimum sample size required to ensure its significance at a given level. The setting considered in [2] involved i.i.d. samples coming from a certain parametric family, and the goal was to detect the minimum sample size $N(\delta)$ required, so that a test T_n (function of the samples) becomes (and remains) significant at level δ for all $n \geq N(\delta)$, i.e. the p -value corresponding to T_n becomes (and remains) bounded by δ for all $n \geq N(\delta)$. If one considers testing a simple null hypothesis $H_0 : \theta = \theta_0$, then the above discussion may be quantified by defining:

$$N(\delta) := \inf \left\{ N \geq 1 : \sup_{n \geq N} L_n \leq \delta \right\},$$

where $L_n := 1 - F_{T_n, \theta_0}(T_n)$ and F_{T_n, θ_0} is the cumulative distribution function of T_n under \mathbb{P}_{θ_0} . The p -value L_n typically converges to 0 exponentially fast with probability 1 under alternatives \mathbb{P}_{θ} for $\theta > \theta_0$, and this rate is often an indication of the asymptotic efficiency of T_n against θ [3, 4, 5, 6, 7].

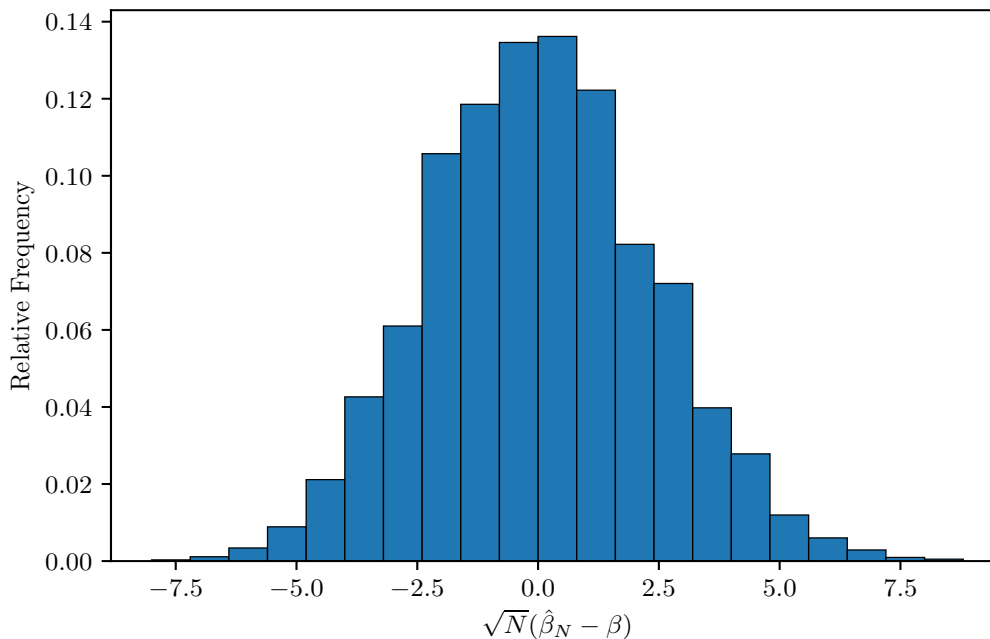


FIGURE 1. Histogram of $\sqrt{N}(\hat{\beta}_N(\mathbf{X}) - \beta)$, where $\hat{\beta}_N(\mathbf{X})$ is the MPL estimator in the 4-tensor Curie-Weiss model at $\beta = 0.75 > \beta^*(4) \approx 0.689$ (above the estimation threshold) [13].

In particular, if under \mathbb{P}_θ we have the following with probability 1:

$$\frac{1}{n} \log L_n \rightarrow -\frac{1}{2}c(\theta) \quad \text{as } n \rightarrow \infty, \quad (1.2)$$

then one can easily verify that (see Proposition 8 in [2]) $N(\delta) \sim -2 \log(\delta)/c(\theta)$ as $\delta \rightarrow 0$. $c(\theta)$ is called the Bahadur slope of T_n at θ . However, as mentioned in [2], it is in general a non-trivial problem to determine the existence of the Bahadur slope in (1.2), and to evaluate it. This issue is addressed in two steps in [2], where it is shown that if T_n satisfies the following two conditions:

- (1) For every alternative θ , $n^{-1/2}T_n \rightarrow b(\theta)$ as $n \rightarrow \infty$ under \mathbb{P}_θ with probability 1, for some parametric function b defined on the alternative space,
- (2) $n^{-1} \log[1 - F_{T_n, \theta_0}(n^{1/2}t)] \rightarrow -f(t)$ as $n \rightarrow \infty$ for every $t > 0$ in an open interval which includes each value of b , where f is a continuous function on the interval, with $0 < f < \infty$,

then the Bahadur slope exists for every alternative θ , and is given by $2f(b(\theta))$ (see [2]). In this context, let us mention that if the convergence (1.2) holds in probability, then $c(\theta)$ is called the weak Bahadur slope of T_n (see [8]). Finally, if we have two competing estimators $T_{n,1}$ and $T_{n,2}$ estimating the same parameter θ , then the Bahadur asymptotic relative efficiency (ARE) is given by the ratio of their Bahadur slopes (see [8]):

$$\text{eff}(T_{n,1}, T_{n,2}; \theta) = \frac{c_1(\theta)}{c_2(\theta)}.$$

In this paper, we will derive the weak Bahadur slopes of both $\hat{\beta}_{\text{MPL}}$ and $\hat{\beta}_{\text{ML}}$ in the tensor Curie-Weiss model 1.1. This will in turn, enable one to compute the Bahadur relative efficiency

between any of these two estimators with some other reference estimator. Similar results have been derived in [14] in the context of Markov random fields on lattices, and in [22] in the context of d -dimensional nearest neighbor isotropic Ising models, but to the best of our knowledge, this is the first such work on tensor Curie-Weiss models. Our basic tool will be some recent results on large deviation of the *average magnetization* $\bar{X}_n := \frac{1}{n} \sum_{i=1}^n X_i$ in the Curie-Weiss model, established in [9] and [10]. Also, throughout the rest of the paper, we will view the entries x_1, \dots, x_n of the tuple $\mathbf{x} \in \{-1, 1\}^n$ as *dependent samples*, and refer to the length n of \mathbf{x} as the *sample size* (although technically speaking, we have just one multivariate sample \mathbf{x} from the model (1.1)). One of our most interesting findings is that for $p \geq 3$, the Bahadur slopes and optimal sample sizes for the tests based on the MPL and ML estimators do not agree for each value of the null parameter β_0 in $\mathcal{R} := (\beta^*(p), \log 2)$, provided the alternative parameter β is sufficiently large. This loss of Bahadur efficiency for the MPL estimator near threshold, can be attributed to its functional form, which derives false signal from a regime where the average magnetization \bar{X}_n is very close to 0.

The rest of the paper is organized as follows. In Section 2, we derive the Bahadur slopes and the optimal sample sizes for the tests based on the ML and the MPL estimators. In Section 3, we provide numerical illustrations of our theoretical findings in various settings. Finally, proofs of some technical results needed for showing the main theorem (Theorem 1) in Section 2, are given in the appendix.

2. THEORETICAL RESULTS

In this section, we derive the weak Bahadur slopes of the MPL and ML estimators of β in the model 1.1. The ML estimator $\hat{\beta}_{\text{ML}}$ does not have an explicit form, but it is shown in [13] that the MPL estimator is given by:

$$\hat{\beta}_{\text{MPL}} = \begin{cases} p^{-1} \bar{X}_n^{1-p} \tanh^{-1}(\bar{X}_n) & \text{if } \bar{X}_n \neq 0, \\ 0 & \text{if } \bar{X}_n = 0. \end{cases}$$

Furthermore, it is shown in [12] and [13] that both the ML and MPL estimators have the same asymptotic normal distribution:

$$\sqrt{N}(\hat{\beta} - \beta) \xrightarrow{D} N \left(0, -\frac{H''_{\beta,p}(m_*(\beta, p))}{p^2 m_*(\beta, p)^{2p-2}} \right),$$

for all $\beta > \beta^*(p)$, where $\hat{\beta}$ is either $\hat{\beta}_{\text{ML}}$ or $\hat{\beta}_{\text{MPL}}$,

$$H_{\beta,p}(x) := \beta x^p - \frac{1}{2} \{(1+x) \log(1+x) + (1-x) \log(1-x)\} \quad \text{for } x \in [-1, 1], \quad (2.1)$$

$m_*(\beta, p)$ is the unique positive global maximizer of $H_{\beta,p}$, and

$$\beta^*(p) := \sup \left\{ \beta \geq 0 : \sup_{x \in [-1, 1]} H_{\beta,p}(x) = 0 \right\}.$$

A few initial values of the threshold $\beta^*(p)$ are $\beta^*(2) = 0.5$, $\beta^*(3) \approx 0.672$ and $\beta^*(4) \approx 0.689$. The exact value of $\beta^*(p)$ is in general inexplicit, but $\beta^*(p) \uparrow \log 2$ as $p \rightarrow \infty$ (see Lemma A.1 in [13]).

In this paper, we will consider testing the hypothesis

$$H_0 : \beta = \beta_0 \quad \text{vs} \quad H_1 : \beta > \beta_0$$

for some known $\beta_0 > \beta^*(p)$. The most powerful test is based on the sufficient statistic \bar{X}_n , and its asymptotic power is derived in [18]. Clearly, one can think of using the statistic $T_n := \sqrt{n}(\hat{\beta} - \beta_0)$

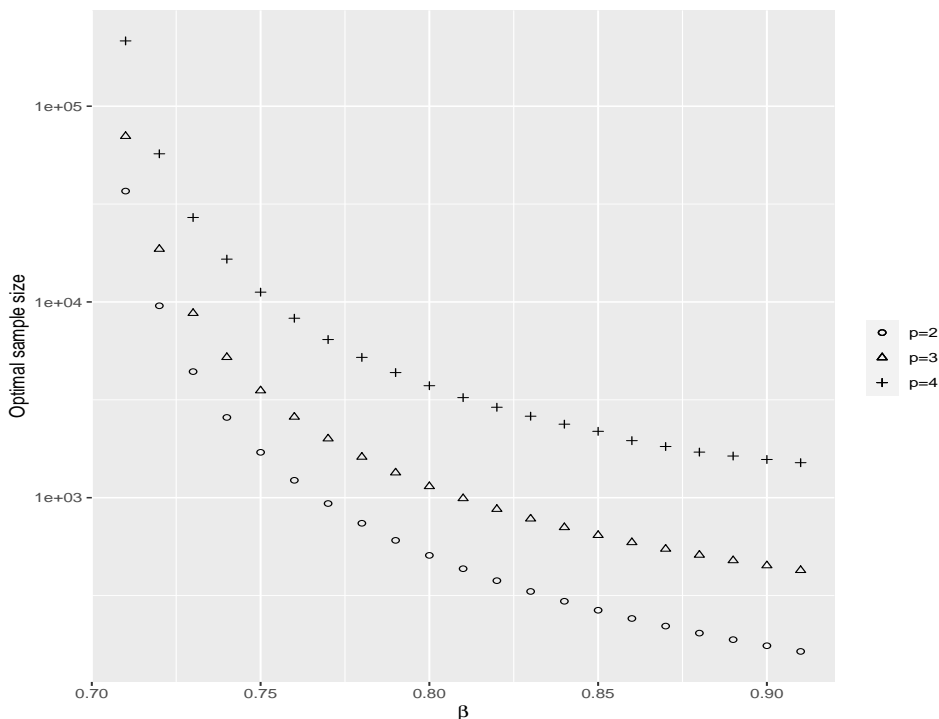


FIGURE 2. Optimal sample size for the tests based on MLE and MPLE with varying β ; $\beta_0 = 0.7 > \log 2$, $\delta = 0.05$, $p \in \{2, 3, 4\}$ (with logarithmic vertical scale).

for testing the above hypotheses, where $\hat{\beta}$ is either $\hat{\beta}_{\text{ML}}$ or $\hat{\beta}_{\text{MPL}}$, and large values of T_n will denote significance. The main goal of this section is to prove conditions (1) and (2) in [2] for deriving the exact Bahadur slope of T_n . We begin with the proof of condition (1) with almost sure convergence replaced by convergence in probability.

Lemma 1. Under every $\beta > \beta^*(p)$, we have:

$$n^{-1/2}T_n \xrightarrow{P} \beta - \beta_0 \quad \text{as } n \rightarrow \infty ,$$

where T_n is either $\sqrt{n}(\hat{\beta}_{\text{MPL}} - \beta_0)$ or $\sqrt{n}(\hat{\beta}_{\text{ML}} - \beta_0)$.

Proof. Note that $n^{-1/2}T_n = \hat{\beta} - \beta_0$, where $\hat{\beta}$ is either $\hat{\beta}_{\text{ML}}$ or $\hat{\beta}_{\text{MPL}}$. It follows from [12] and [13], that under every $\beta > \beta^*(p)$, $\hat{\beta} \xrightarrow{P} \beta$. This proves Lemma 1 □

We will now prove condition 2. For this, we will need the following lemma on the large deviation of \bar{X}_n , which follows from [10].

Lemma 2. For every subset $A \subseteq [-1, 1]$ such that A^o is dense in \bar{A} , we have:

$$\lim_{n \rightarrow \infty} \frac{1}{n} \log \mathbb{P}_{\beta,p}(\bar{X}_n \in A) = \sup_{x \in A} H_{\beta,p}(x) - \sup_{x \in [-1,1]} H_{\beta,p}(x) .$$

where $H_{\beta,p}$ is as defined in (2.1).

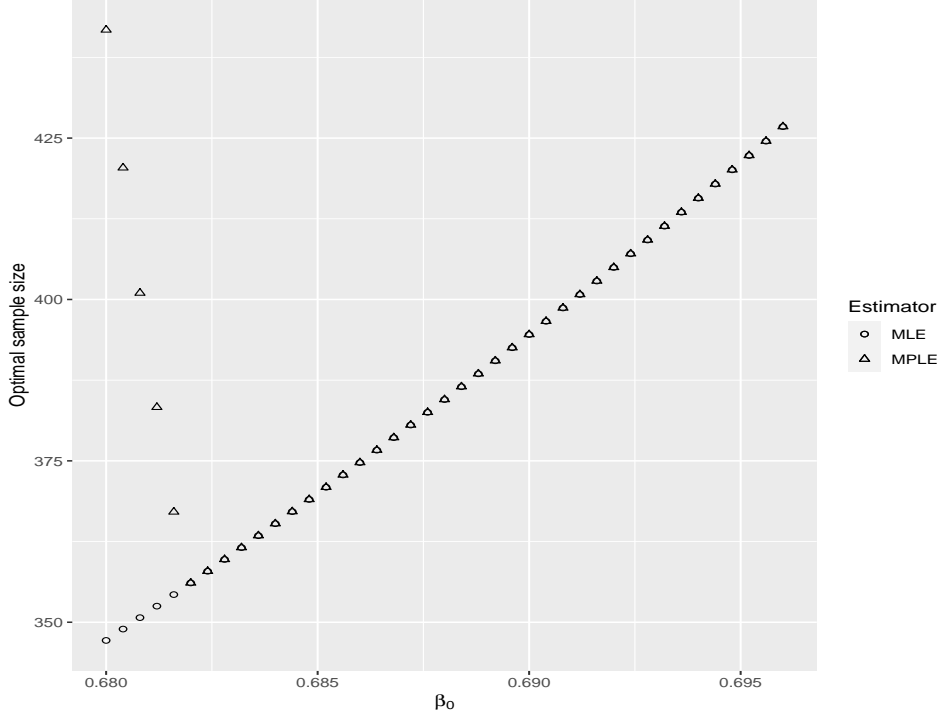


FIGURE 3. Optimal sample size for the tests based on MLE and MPLE with varying β_0 ; $p = 3, \beta = 0.90, \delta = 0.05$.

Proof. It follows from display (18) in [10] that \bar{X}_n satisfies a large deviation principle (LDP) with rate function:

$$I(x) := -\beta x^p + \frac{x}{2} \sinh^{-1} \left(\frac{2x}{1-x^2} \right) + \frac{1}{2} \log(1-x^2) - \inf_{y \in \mathbb{R}} \left\{ \sup_{z \in \mathbb{R}} \{yz - \log \cosh(z)\} - \beta y^p \right\}.$$

Using the identity

$$\sinh^{-1}(x) = \log(x + \sqrt{x^2 + 1}),$$

we have:

$$\begin{aligned} & -\beta x^p + \frac{x}{2} \sinh^{-1} \left(\frac{2x}{1-x^2} \right) + \frac{1}{2} \log(1-x^2) \\ &= -\beta x^p + \frac{x}{2} \log \left(\frac{2x}{1-x^2} + \sqrt{\frac{4x^2}{(1-x^2)^2} + 1} \right) + \frac{1}{2} \log(1-x^2) \\ &= -\beta x^p + \frac{x}{2} \log \left(\frac{(1+x)^2}{1-x^2} \right) + \frac{1}{2} \log(1-x^2) \\ &= -\beta x^p + x \log(1+x) + \frac{1-x}{2} \log(1-x^2) \\ &= -\beta x^p + x \log(1+x) + \frac{1-x}{2} \log(1+x) + \frac{1-x}{2} \log(1-x) \\ &= -\beta x^p + \frac{1}{2} \{(1+x) \log(1+x) + (1-x) \log(1-x)\} = -H_{\beta,p}(x). \end{aligned}$$

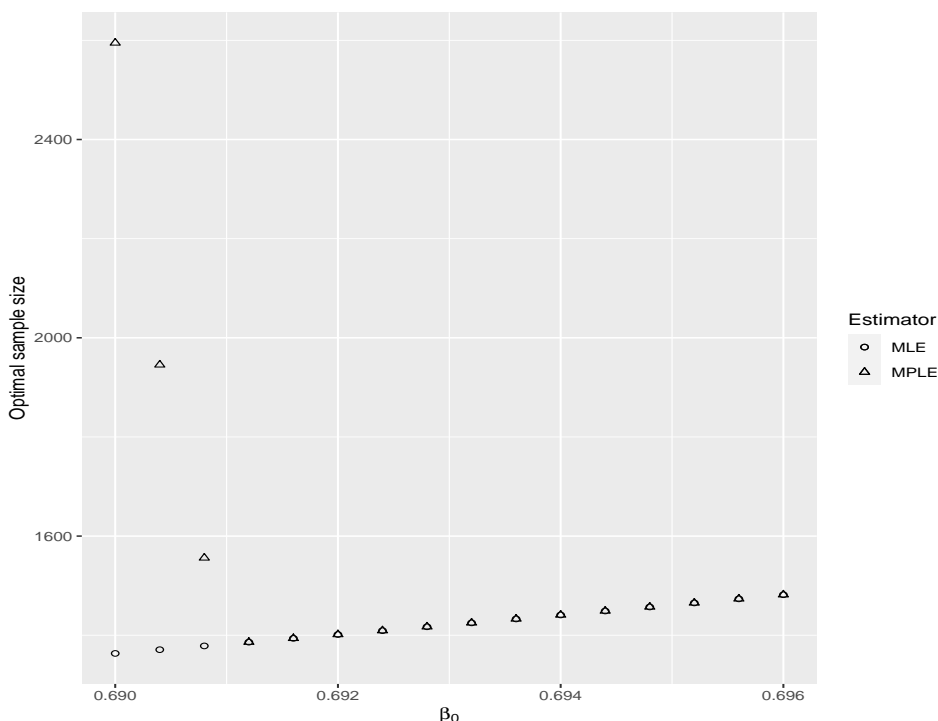


FIGURE 4. Optimal sample size for the tests based on MLE and MPLE with varying β_0 ; $p = 4, \beta = 0.90, \delta = 0.05$.

It now follows from Lemma 3 that

$$I(x) = -H_{\beta,p}(x) + \sup_{y \in [-1,1]} H_{\beta,p}(y). \quad (2.2)$$

Lemma 2 now follows from (2.2) and the fact that I is a continuous function on $[-1, 1]$. \square

We now state and prove the main result in this paper about the Bahadur slope of the test based on the MPL and ML estimators, and the minimum sample size required to ensure its significance. Towards this, we define a function $\eta_p : [-1, 1] \mapsto \mathbb{R}$ as:

$$\eta_p(t) = \begin{cases} p^{-1} t^{1-p} \tanh^{-1}(t) & \text{if } t \neq 0, \\ 0 & \text{if } t = 0. \end{cases}$$

Theorem 1. The Bahadur slopes of $\hat{\beta}_{\text{MPL}}$ and $\hat{\beta}_{\text{ML}}$ for the model (1.1) at an alternative β are respectively given by:

$$c_{\hat{\beta}_{\text{MPL}}}(\beta_0, \beta, p) = 2 \left(\sup_{x \in [-1,1]} H_{\beta_0,p}(x) - \sup_{x \in \eta_p^{-1}((\beta, \infty))} H_{\beta_0,p}(x) \right),$$

$$c_{\hat{\beta}_{\text{ML}}}(\beta_0, \beta, p) = 2 \left(\sup_{x \in [-1,1]} H_{\beta_0,p}(x) - \sup_{x > m_*(\beta,p)} H_{\beta_0,p}(x) \right)$$

Consequently, the minimum sample sizes required, so that the tests $\sqrt{n}(\hat{\beta}_{\text{MPL}} - \beta_0)$ and $\sqrt{n}(\hat{\beta}_{\text{ML}} - \beta_0)$ become (and remain) significant at level δ , are respectively given by:

$$N_{\hat{\beta}_{\text{MPL}}}(\beta_0, \beta, \delta, p) = \frac{\log(\delta)}{\sup_{x \in \eta_p^{-1}((\beta, \infty))} H_{\beta_0, p}(x) - \sup_{x \in [-1, 1]} H_{\beta_0, p}(x)},$$

$$N_{\hat{\beta}_{\text{ML}}}(\beta_0, \beta, \delta, p) = \frac{\log(\delta)}{\sup_{x > m_*(\beta, p)} H_{\beta_0, p}(x) - \sup_{x \in [-1, 1]} H_{\beta_0, p}(x)}.$$

Proof. We deal with the test based on the MPL estimator first. To begin with, note that $\hat{\beta}_{\text{MPL}} = \eta_p(\bar{X}_n)$. Fix $t > 0$, whence we have by Lemma 2:

$$\begin{aligned} n^{-1} \log[1 - F_{T_n, \beta_0}(n^{1/2}t)] &= n^{-1} \log \mathbb{P}_{\beta_0, p} \left(n^{-1/2} T_n > t \right) \\ &= n^{-1} \log \mathbb{P}_{\beta_0, p} \left(\hat{\beta}_{\text{MPL}} - \beta_0 > t \right) \\ &= n^{-1} \log \mathbb{P}_{\beta_0, p} \left(\eta_p(\bar{X}_n) > \beta_0 + t \right) \\ &= n^{-1} \log \mathbb{P}_{\beta_0, p} \left(\bar{X}_n \in \eta_p^{-1}((\beta_0 + t, \infty)) \right) \\ &= \sup_{x \in \eta_p^{-1}((\beta_0 + t, \infty))} H_{\beta_0, p}(x) - \sup_{x \in [-1, 1]} H_{\beta_0, p}(x) + o(1). \end{aligned}$$

where the last step follows from Lemma 2, since it follows from the proof of Lemma 5, that the set $\eta_p^{-1}((\beta_0 + t, \infty))$ is a union of finitely many disjoint, non-degenerate intervals, and hence, its interior is dense in its closure.

In view of the above discussion, we conclude that the function f in condition (2) is given by:

$$f(t) = \sup_{x \in [-1, 1]} H_{\beta_0, p}(x) - \sup_{x \in \eta_p^{-1}((\beta_0 + t, \infty))} H_{\beta_0, p}(x).$$

Since $x \mapsto H_{\beta_0, p}(x)$ and $\beta \mapsto m_*(\beta, p)$ are continuous functions (by Lemma 6) on $[-1, 1]$ and $(\beta^*(p), \infty)$ respectively, we conclude (in view of Lemma 5) that f is continuous on an open neighborhood of $\beta - \beta_0$. Also, in view of Lemma 5, the argument given below for the ML estimator, and the fact that $\beta_0 > \beta^*(p)$, it will follow that $f > 0$ on a non-empty open neighborhood of $\beta - \beta_0$.

The Bahadur slope of $\hat{\beta}_{\text{MPL}}$ at an alternative β is then given by $2f(\beta - \beta_0)$. This completes the proof of Theorem 1 for the test based on the MPL estimator.

For the test based on the ML estimator, note that for every $t > 0$, we have:

$$\begin{aligned} n^{-1} \log[1 - F_{T_n, \beta_0}(n^{1/2}t)] &= n^{-1} \log \mathbb{P}_{\beta_0, p} \left(n^{-1/2} T_n > t \right) \\ &= n^{-1} \log \mathbb{P}_{\beta_0, p} \left(\hat{\beta}_{\text{ML}} - \beta_0 > t \right) \\ &= n^{-1} \log \mathbb{P}_{\beta_0, p} \left(\bar{X}_n^p > \mathbb{E}_{\beta_0 + t, p}(\bar{X}_n^p) \right). \end{aligned}$$

The last step follows from the following facts:

- (1) The function $F_n(\beta, p) := \log Z_n(\beta, p)$ is strictly convex in β (Lemma C.5 in [12]) and hence, $\frac{\partial F_N(\beta, p)}{\partial \beta}$ is strictly increasing in β ;
- (2) The ML equation is given by $\left. \frac{\partial F_N(\beta, p)}{\partial \beta} \right|_{\beta = \hat{\beta}_{\text{ML}}} = N \bar{X}_n^p$;
- (3) $\frac{\partial F_N(\beta, p)}{\partial \beta} = \mathbb{E}_{\beta, p}(N \bar{X}_n^p)$.

Now, it follows from [12] and the dominated convergence theorem, that

$$\mathbb{E}_{\beta_0+t,p}(\bar{X}_n^p) \rightarrow m_*(\beta_0+t,p)^p .$$

Fix $\varepsilon \in (0, m_*(\beta_0+t,p))$, to begin with. Then, there exists $N \geq 1$, such that

$$(m_*(\beta_0+t,p) - \varepsilon)^p \leq \mathbb{E}_{\beta_0+t,p}(\bar{X}_n^p) \leq (m_*(\beta_0+t,p) + \varepsilon)^p$$

for all $n \geq N$. Let us first consider the case p is odd. We then have the following by Lemma 2:

$$\begin{aligned} \limsup_{n \rightarrow \infty} n^{-1} \log[1 - F_{T_n, \beta_0}(n^{1/2}t)] &= \limsup_{n \rightarrow \infty} n^{-1} \log \mathbb{P}_{\beta_0,p}(\bar{X}_n^p > \mathbb{E}_{\beta_0+t,p}(\bar{X}_n^p)) \\ &\leq \limsup_{n \rightarrow \infty} n^{-1} \log \mathbb{P}_{\beta_0,p}(\bar{X}_n^p > (m_*(\beta_0+t,p) - \varepsilon)^p) \\ &= \limsup_{n \rightarrow \infty} n^{-1} \log \mathbb{P}_{\beta_0,p}(\bar{X}_n > m_*(\beta_0+t,p) - \varepsilon) \\ &= \sup_{x > m_*(\beta_0+t,p) - \varepsilon} H_{\beta_0,p}(x) - \sup_{x \in [-1,1]} H_{\beta_0,p}(x) . \end{aligned}$$

Similarly, we also have:

$$\begin{aligned} \liminf_{n \rightarrow \infty} n^{-1} \log[1 - F_{T_n, \beta_0}(n^{1/2}t)] &= \liminf_{n \rightarrow \infty} n^{-1} \log \mathbb{P}_{\beta_0,p}(\bar{X}_n^p > \mathbb{E}_{\beta_0+t,p}(\bar{X}_n^p)) \\ &\geq \liminf_{n \rightarrow \infty} n^{-1} \log \mathbb{P}_{\beta_0,p}(\bar{X}_n^p > (m_*(\beta_0+t,p) + \varepsilon)^p) \\ &= \liminf_{n \rightarrow \infty} n^{-1} \log \mathbb{P}_{\beta_0,p}(\bar{X}_n > m_*(\beta_0+t,p) + \varepsilon) \\ &= \sup_{x > m_*(\beta_0+t,p) + \varepsilon} H_{\beta_0,p}(x) - \sup_{x \in [-1,1]} H_{\beta_0,p}(x) . \end{aligned}$$

Since $\varepsilon > 0$ can be arbitrarily small, and $H_{\beta,p}$ is continuous, we must have for all odd p :

$$\lim_{n \rightarrow \infty} n^{-1} \log[1 - F_{T_n, \beta_0}(n^{1/2}t)] = \sup_{x > m_*(\beta_0+t,p)} H_{\beta_0,p}(x) - \sup_{x \in [-1,1]} H_{\beta_0,p}(x) . \quad (2.3)$$

Next, suppose that p is even. In this case, \mathbf{X} and $-\mathbf{X}$ have the same distribution, and hence, so do \bar{X}_n and $-\bar{X}_n$. Hence, for every positive real number α , we have:

$$\begin{aligned} n^{-1} \log \mathbb{P}_{\beta_0,p}(\bar{X}_n^p > \alpha^p) &= n^{-1} \log [2 \mathbb{P}_{\beta_0,p}(\bar{X}_n > \alpha)] \\ &= n^{-1} \log \mathbb{P}_{\beta_0,p}(\bar{X}_n > \alpha) + o(1) . \end{aligned}$$

Hence, the same argument as for the case of odd p also works here, showing that (2.3) holds when p is even, too.

In view of the above discussion, we conclude that the function f in condition (2) is given by:

$$f(t) = \sup_{x \in [-1,1]} H_{\beta_0,p}(x) - \sup_{x > m_*(\beta_0+t,p)} H_{\beta_0,p}(x) .$$

Since $x \mapsto H_{\beta_0,p}(x)$ and $\beta \mapsto m_*(\beta,p)$ are continuous functions (by Lemma 6) on $[-1,1]$ and $(\beta^*(p), \infty)$ respectively, we conclude that f is continuous on an open neighborhood of $\beta - \beta_0$. Also, $f(\beta - \beta_0) > 0$ (and hence, $f(t) > 0$ on a non-empty open neighborhood of $\beta - \beta_0$), since $H_{\beta_0,p}$ is strictly decreasing on $m_*(\beta,p)$, and $m_*(\beta,p) > m_*(\beta_0,p)$ (by Lemma 6).

The Bahadur slope of $\hat{\beta}_{ML}$ at an alternative β is thus given by $2f(\beta - \beta_0)$. This completes the proof of Theorem 1 for the test based on the ML estimator. The proof of Theorem 1 is now complete. \square

The following result compares that Bahadur slopes and the optimal sample sizes for the tests based on the MPL and the ML estimators.

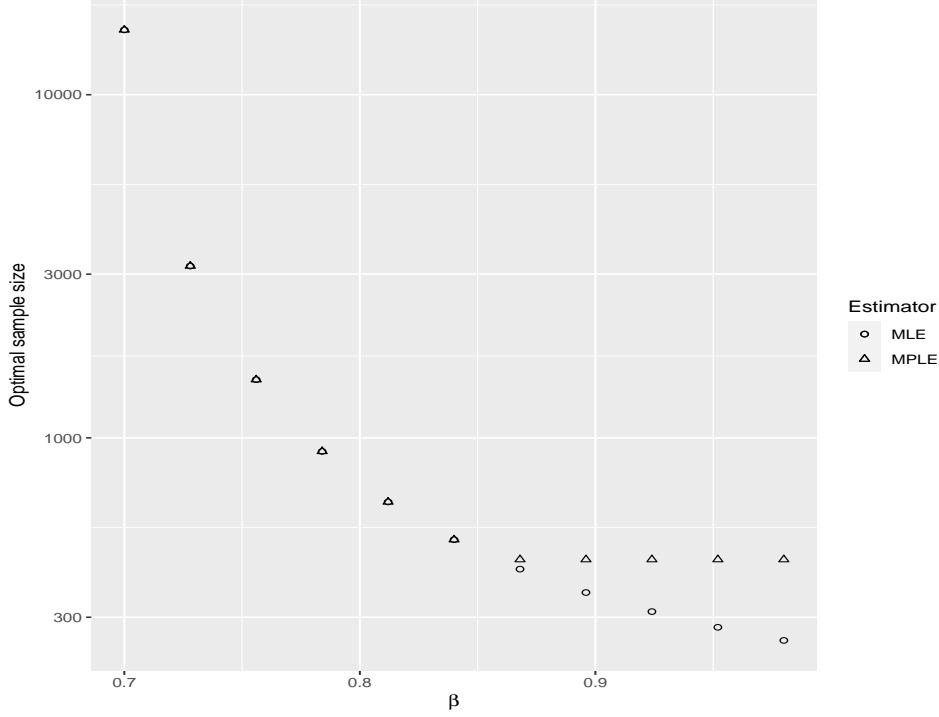


FIGURE 5. Optimal sample size for the tests based on MLE and MPLE with varying β ; $p = 3, \beta_0 = 0.68 < \log 2, \delta = 0.05$ (with logarithmic vertical scale).

Corollary 1. For every $\beta > \beta_0 > \beta^*(2)$ and $\delta \in (0, 1)$, we have

$$c_{\hat{\beta}_{\text{MPL}}}(\beta_0, \beta, 2) = c_{\hat{\beta}_{\text{ML}}}(\beta_0, \beta, 2) \quad \text{and} \quad N_{\hat{\beta}_{\text{MPL}}}(\beta_0, \beta, \delta, 2) = N_{\hat{\beta}_{\text{ML}}}(\beta_0, \beta, \delta, 2).$$

For $p \geq 3, \beta > \beta_0 > \beta^*(p)$ and $\delta \in (0, 1)$, we have the following:

$$c_{\hat{\beta}_{\text{MPL}}}(\beta_0, \beta, p) = c_{\hat{\beta}_{\text{ML}}}(\beta_0, \beta, p) \iff N_{\hat{\beta}_{\text{MPL}}}(\beta_0, \beta, \delta, p) = N_{\hat{\beta}_{\text{ML}}}(\beta_0, \beta, \delta, p) \iff H_{\beta_0, p}(m_*(\beta, p)) \geq 0. \quad (2.4)$$

A sufficient condition for (2.4) to hold for all $\beta > \beta_0$, is $\beta_0 \geq \log 2$. On the other hand, for every $\beta^*(p) < \beta_0 < \log 2$, $H_{\beta_0, p}(m_*(\beta, p)) < 0$ for all $\beta > \beta_0$ large enough, in which case, the Bahadur slopes and optimal sample sizes for the tests based on the MPL and ML estimators do not agree. Further, for every $p \geq 3$ and every fixed $\beta > \beta^*(p)$, we have:

$$\lim_{\beta_0 \rightarrow \beta^*(p)^+} N_{\hat{\beta}_{\text{MPL}}}(\beta_0, \beta, \delta, p) = \infty \quad \text{and} \quad \lim_{\beta_0 \rightarrow \beta^*(p)^+} \text{eff}(\hat{\beta}_{\text{ML}}, \hat{\beta}_{\text{MPL}}; \beta_0, \beta) = \infty. \quad (2.5)$$

Proof. The result for $p = 2$ follows directly from Lemma 5. For $p \geq 3$, it follows from Lemma 4 that $H'_{\beta_0, p} \leq 0$ on $(m_*(\beta, p), 1)$, and hence, $H'_{\beta_0, p} \leq 0$ on $(m_*(\beta, p), 1)$. Consequently,

$$\sup_{x > m_*(\beta, p)} H_{\beta_0, p}(x) = H_{\beta_0, p}(m_*(\beta, p)). \quad (2.6)$$

(2.4) now follows from Lemma 5. Now, it follows from (2.6) that

$$H_{\beta_0, p}(m_*(\beta, p)) \geq H_{\beta_0, p}(1) = \beta_0 - \log 2.$$

This shows that the condition $\beta_0 \geq \log 2$ is sufficient to ensure equality of the Bahadur slopes and the optimal sample sizes. On the other hand, if $\beta_0 < \log 2$, then $\lim_{x \rightarrow 1} H_{\beta_0, p}(x) < 0$. Since

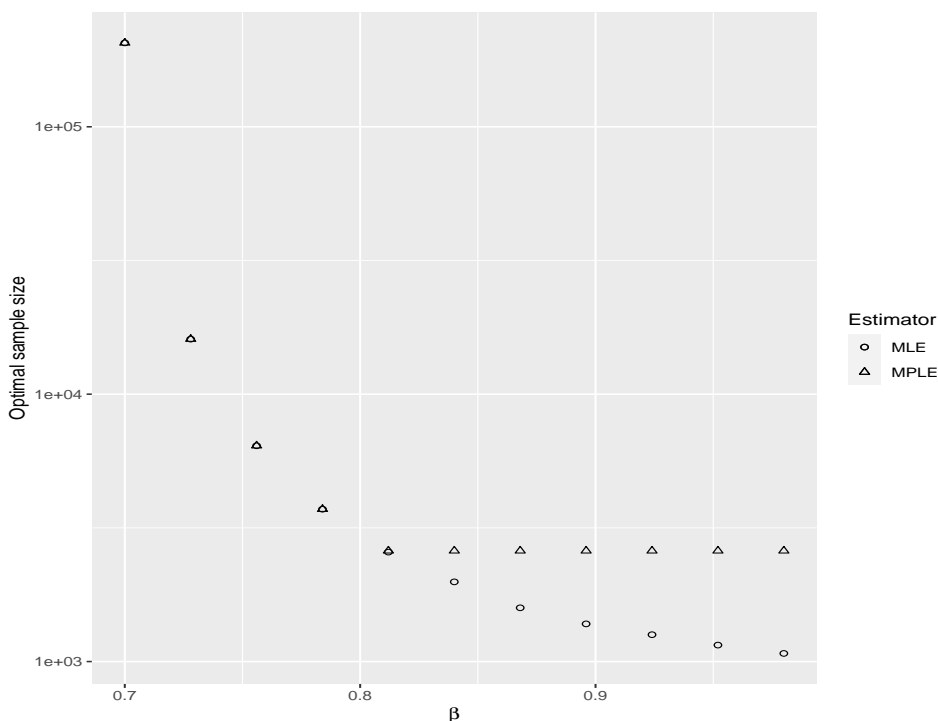


FIGURE 6. Optimal sample size for the tests based on MLE and MPLE with varying β ; $p = 4, \beta_0 = 0.69 < \log 2, \delta = 0.05$ (with logarithmic vertical scale).

$\lim_{\beta \rightarrow \infty} m_*(\beta, p) = 1$ (by Lemma 6), we must have $H_{\beta_0, p}(m_*(\beta, p)) < 0$ for all $\beta > \beta_0$ large enough, which shows, in view of (2.4), that the Bahadur slopes and optimal sample sizes for the tests based on the MPL and ML estimators do not agree in this case.

Finally, towards proving (2.5), note that

$$\lim_{\beta_0 \rightarrow \beta^*(p)^+} \sup_{x \in [-1, 1]} H_{\beta_0, p}(x) = 0 .$$

On the other hand, we also have:

$$\lim_{\beta_0 \rightarrow \beta^*(p)^+} \sup_{x > m_*(\beta, p)} H_{\beta_0, p}(x) = H_{\beta^*(p), p}(m_*(\beta, p)) < 0 .$$

Hence,

$$\lim_{\beta \rightarrow \beta^*(p)} \max \left\{ 0, \sup_{x > m_*(\beta, p)} H_{\beta_0, p}(x) \right\} = 0 .$$

Corollary 1 now follows from Theorem 1 and Lemma 5. \square

Remark 2.1. Note that for $p \geq 3$ and fixed $\beta \in (\beta^*(p), \infty)$, the set of all $\beta_0 > \beta^*(p)$ satisfying equality of the Bahadur slopes and the optimal sample sizes for the ML and MPL estimates, is given by:

$$\left[\frac{I(m_*(\beta, p))}{m_*(\beta, p)^p}, \infty \right) ,$$

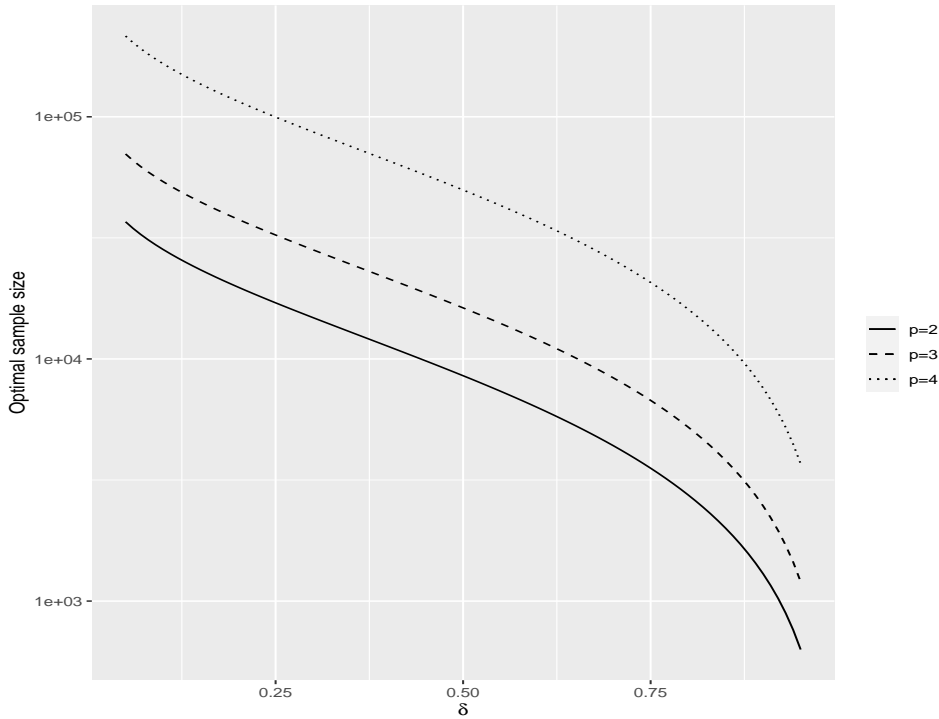


FIGURE 7. Optimal sample size for the tests based on MLE and MPLE with varying δ ; $p \in \{2, 3, 4\}$, $\beta_0 = 0.7$, $\beta = 0.71$, $\delta = 0.05$ (with logarithmic vertical scale).

where $I(x) = \frac{1}{2} \{(1+x) \log(1+x) + (1-x) \log(1-x)\}$. The reason behind the discrepancy between the efficiencies of the ML and MPL estimators near the threshold, is the functional form of the latter. For $p \geq 3$, unlike the ML estimator, the MPL estimator takes very high values if the average magnetization \bar{X}_n is close to 0. This false signal coming from the average magnetization lying in a region very close to 0, leads to an increase in the null probability of the MPL estimator exceeding the observed MPL estimate, thereby inflating its p -value. This inflation occurs only in a close neighborhood of the threshold, because for lower values of the parameter β , there is a higher probability that the average magnetization \bar{X}_n is small.

Remark 2.2. It follows from Lemma C.12 in [12] that

$$\sup_{x \in [-1, 1]} H_{\beta_0, p}(x) = H_{\beta_0, p}(m_*(\beta_0, p)) = \Theta(\beta_0 - \beta^*(p)).$$

Since $\sup_{x \in \eta_p^{-1}((\beta, \infty))} H_{\beta_0, p}(x)$ eventually becomes 0 as β_0 approaches $\beta^*(p)$ from the right, the rate at which $N_{\hat{\beta}_{\text{MPL}}}(\beta_0, \beta, \delta, p)$ approaches ∞ as $\beta_0 \rightarrow \beta^*(p)^+$ for $p \geq 3$, is determined just by the $\sup_{x \in [-1, 1]} H_{\beta_0, p}(x)$ term in the denominator of the formula for $N_{\hat{\beta}_{\text{MPL}}}(\beta_0, \beta, \delta, p)$, and is given by $(\beta_0 - \beta^*(p))^{-1}$.

Remark 2.3. It follows from the proof of Corollary 1 that for a fixed $\beta > \beta^*(p)$,

$$\lim_{\beta_0 \rightarrow \beta^*(p)^+} N_{\hat{\beta}_{\text{ML}}}(\beta_0, \beta, \delta, p) = \frac{\log(\delta)}{H_{\beta^*(p), p}(m_*(\beta, p))} < \infty.$$

Another interesting phenomenon is that for fixed $\beta_0 \in (\beta^*(p), \log 2)$, $N_{\hat{\beta}_{\text{MPL}}}(\beta_0, \beta, \delta, p)$ is a non-zero constant for $\beta \in [\underline{\beta}, \infty)$ for some $\underline{\beta} > 0$. This implies that as long as $\beta_0 \in (\beta^*(p), \log 2)$, once the separation between β_0 and β exceeds a certain finite value, the optimal sample size requirement for the MPL estimator does not decrease with further increase in the separation, unlike $\hat{\beta}_{\text{ML}}$, which is an undesirable property of $\hat{\beta}_{\text{MPL}}$. To see this, note that it follows from the proof of Corollary 1, that $H_{\beta_0, p}(m_*(\beta, p)) < 0$ for all β large enough. Hence,

$$N_{\hat{\beta}_{\text{MPL}}}(\beta_0, \beta, \delta, p) = -\frac{\log(\delta)}{H_{\beta_0, p}(m_*(\beta_0, p))} > 0$$

for all β large enough and $\delta < 1$. Hence,

$$N_{\hat{\beta}_{\text{ML}}}(\beta_0, \beta, \delta, p) = -\frac{\log(\delta)}{H_{\beta_0, p}(m_*(\beta_0, p)) - H_{\beta_0, p}(m_*(\beta, p))} < N_{\hat{\beta}_{\text{MPL}}}(\beta_0, \beta, \delta, p)$$

whenever $H_{\beta_0, p}(m_*(\beta, p)) < 0$, showing that $N_{\hat{\beta}_{\text{ML}}}(\beta_0, \beta, \delta, p)$ is a strictly decreasing function of β for all β large enough, and is strictly less than $N_{\hat{\beta}_{\text{MPL}}}(\beta_0, \beta, \delta, p)$ in this regime.

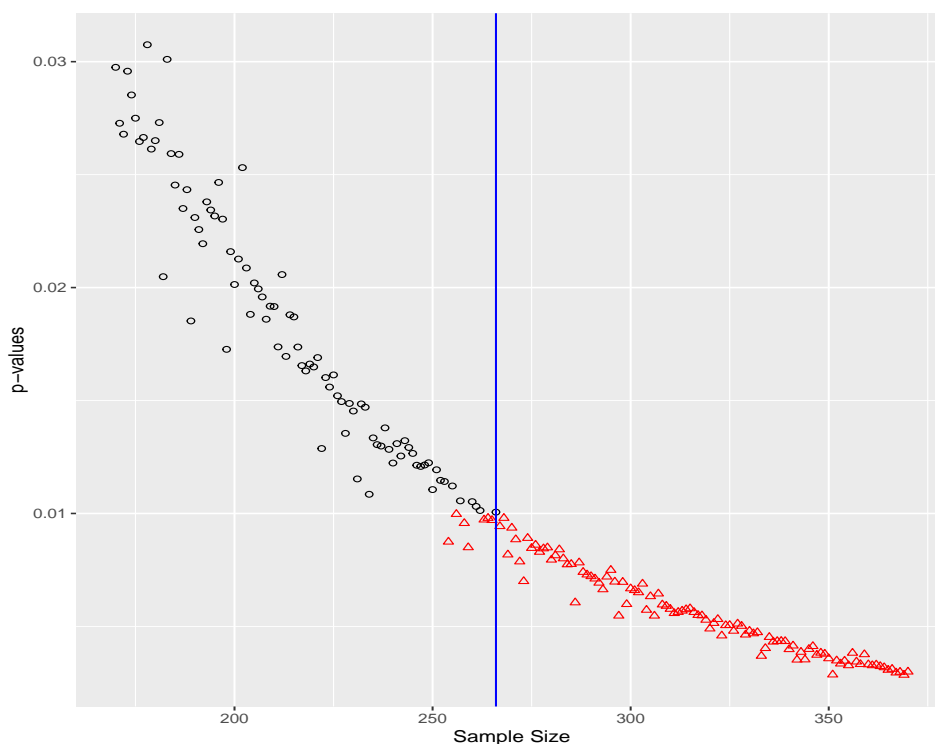


FIGURE 8. p-values for different sample sizes in the 2-spin Curie-Weiss model ($\beta_0 = 0.7 > \beta^*(2)$ and $\beta = 0.9$).

3. NUMERICAL RESULTS

In this section, we provide a graphical presentation of the numerical values of the optimal sample sizes for the tests based on the ML and MPL estimators, using the theoretical formula given in Theorem 1. In figures 2–7, we fix the level $\delta = 0.05$. In Figure 2, we fix $\beta_0 = 0.7$, a value slightly larger than $\log 2$, and plot the theoretical optimal sample size (for both the MPL and the ML



FIGURE 9. p -values for different sample sizes in the 3-tensor Curie-Weiss model ($\beta_0 = 0.68 \in (\beta^*(3), \log 2)$, $\beta = 0.9$).

tests, which must be same in this regime) for $p = 2, 3$ and 4, across $\beta > \beta_0$. We see that the optimal sample size decreases as the alternative parameter β increases, which is expected, since the detection capability of the tests should increase as the alternative β moves far apart from the null β_0 . Another important observation is that with increase in the interaction complexity p , the optimal sample size requirement also increases at every alternative. One possible explanation of this phenomenon is that with increase in p , the threshold $\beta^*(p)$ also increases, and hence, the null β_0 (which is fixed at 0.7) gets closer to $\beta^*(p)$, which causes a slight increase in the difficulty of the testing problem.

In Figures 3 and 4, we fix the alternative $\beta = 0.9$, and demonstrate graphically (for the cases $p = 3$ and 4 respectively), that the optimal sample sizes for the MPL and the ML tests differ for all β_0 in a small right neighborhood of $\beta^*(p)$ below $\log 2$, and agree above that neighborhood. The figures also demonstrate that the optimal sample size for the MPL test approaches ∞ as the null β_0 approaches the threshold $\beta^*(p)$. In Figures 5 and 6, we fix the null β_0 to values slightly smaller than $\log 2$, and demonstrate (for the cases $p = 3$ and 4 respectively), that although the optimal sample sizes for the MPL and the ML tests coincide for all small values of the alternative $\beta > \beta_0$, they disagree for all β large enough. All these results reflect the contents of Corollary 1. Figure 7 demonstrates the decreasing nature of the optimal sample sizes of the ML and MPL tests with increase in δ , for $p = 2, 3$ and 4, holding β_0 and β fixed at 0.7 and 0.71, respectively.

Finally, we illustrate our theoretical results with numerals obtained from simulated data. In Figure 8, we plot the average p -value of the MPL test obtained from 10,000 tuples generated from the 2-spin Curie-Weiss model at $\beta = 0.9$ against the null $\beta_0 = 0.7 > \beta^*(2)$, for each sample size ranging from around 175 to 375. We see that from around sample size 266, the average p -value goes

down (and remains) below $\delta := 0.01$. This matches very closely with the theoretical sample-size value of 270 that one will obtain in this setting, from Theorem 1. Figure 9 illustrates the average p -value of the MPL test obtained from 10,000 tuples generated from the 3-tensor Curie-Weiss model at $\beta = 0.9$ against the null $\beta_0 = 0.68 \in (\beta^*(3), \log 2)$, for each sample size ranging from around 575 to 775. We see that from around sample size 625, the average p -value goes down (and remains) below $\delta := 0.01$. Once again, this matches closely with the theoretical sample-size value of 679 for the MPL test that one will obtain in this setting, from Theorem 1. In this case, the theoretical sample size for the ML test turns out to be 533. This is smaller than the theoretical and empirically obtained sample sizes of 679 and 625 (respectively) for the MPL test, thereby demonstrating our theoretical finding that the MPL test becomes much less efficient than the ML test for $\beta_0 < \log 2$ and sufficiently high β .

4. DISCUSSION

In this paper, we derived the Bahadur slopes and optimal sample sizes required for significance of the tests based on the maximum likelihood (ML) and the maximum pseudolikelihood (MPL) estimators for the one-parameter tensor Curie-Weiss model. One of our interesting findings is that although the MPL estimator is equally efficient as the ML estimator for $p = 2$, for $p = 3$ this is true for all values of the alternative, if and only if the null parameter is greater than or equal to $\log 2$. For $p \geq 3$, if the null parameter lies strictly between $\beta^*(p)$ and $\log 2$, then the MPL estimator is strictly less efficient than the ML estimator for all sufficiently large values of the alternative parameter. Not only so, the Bahadur asymptotic relative efficiency of the MPL estimator with respect to the ML estimator approaches 0 for every fixed alternative above the threshold, as the null parameter approaches the threshold. We expect a similar phenomenon for tensor Ising models on other dense hypergraphs, too.

We are currently working on the same problem for more general classes of Ising models, for example Ising models on Erdős-Rényi hypergraphs. Probability limits and fluctuations of the average magnetization for a large class of 2-spin Ising models on more general graphs have been recently derived in [27, 28]. The next natural step would thus, be to derive a large deviation principle for the Hamiltonians of such models, not just in the 2-spin case, but also for the tensor case. This is our next goal that we are currently working on.

REFERENCES

- [1] E. Ising, Beitrag zur theorie der ferromagnetismus, *Zeitschrift für Physik*, Vol. 31, 253–258, 1925.
- [2] R. R. Bahadur, Rates of Convergence of Estimates and Test Statistics *The Annals of Mathematical Statistics*, Vol. 38, No. 2, 1967.
- [3] T.W. Anderson and L.A. Goodman, Statistical Inference about Markov Chains *The Annals of Mathematical Statistics*, Vol. 28, 89-109, 1957.
- [4] R. R. Bahadur, Asymptotic Efficiency of Tests and Estimates *Sankhya*, Vol. 22, 229-252, 1960.
- [5] R. R. Bahadur, Simultaneous Comparison of the Optimum and Sign Tests of a Normal Mean *Contributions to Probability and Statistics – Essays in Honor of Harold Hotelling*, Stanford Univ. Press. 79-88, 1960.
- [6] R. R. Bahadur, Stochastic Comparison of Tests *The Annals of Mathematical Statistics*, Vol. 31, 276-295, 1960.
- [7] R. R. Bahadur, An Optimal Property of the Likelihood Ratio Statistic *Proc. Fifth Berkeley Symp. Math. Statist. Prob. 1*, Univ. of California Press, 1965.
- [8] P. Groeneboom and J. Oosterhoff, Bahadur Efficiency and Small-Sample Efficiency, *International Statistical Review / Revue Internationale De Statistique*, Vol. 49, No. 2, 127-141, 1981.
- [9] M. Löwe, R. Meiners and F. Torres, Large Deviations Principle for Curie-Weiss Models with Random Fields, *Journal of Physics A: Mathematical and Theoretical*, 46, 2013.

- [10] S. Sumedha and S.K. Singh, Effect of Random Field Disorder on the First Order Transition in p-spin Interaction model, *Article in Physica A: Statistical Mechanics and its Applications*, 2015.
- [11] S. Chatterjee, Estimation in spin glasses: A first step, *The Annals of Statistics*, Vol. 35 (5), 1931–1946, 2007.
- [12] S. Mukherjee, J. Son and B. B. Bhattacharya, Phase transitions of the maximum likelihood estimates in the p-spin Curie-Weiss model, *arXiv:2005.03631*, 2020.
- [13] S. Mukherjee, J. Son and B. B. Bhattacharya, Estimation in Tensor Ising Models, *arXiv:2008.12882*, 2020.
- [14] F. Comets, On Consistency of a Class of Estimators for Exponential Families of Markov Random Fields on the Lattice, *The Annals of Statistics*, Vol. 20 (1), 455–468, 1992.
- [15] Guy Bresler, Efficiently learning Ising models on arbitrary graphs, *Proceedings Symposium on Theory of Computing (STOC)*, 771–782, 2015.
- [16] J. Besag, Spatial interaction and the statistical analysis of lattice systems, *J. Roy. Stat. Soc. B*, Vol. 36, 192–236, 1974.
- [17] J. Besag, Statistical analysis of non-lattice data, *The Statistician*, Vol. 24 (3), 179–195, 1975.
- [18] B. B. Bhattacharya and S. Mukherjee, Inference in ising models, *Bernoulli*, Vol. 24 (1), 493–525, 2018.
- [19] R. Mukherjee, S. Mukherjee and M. Yuan, Global testing against sparse alternatives under Ising models, *The Annals of Statistics*, Vol. 46 (5), 2062–2093, 1992.
- [20] R. Mukherjee and G. Ray, On testing for parameters in Ising models, *arXiv:1906.00456*, 2019.
- [21] P. Ghosal and S. Mukherjee, Joint estimation of parameters in Ising model, *arXiv:1801.06570*, 2019.
- [22] X. Guyon and H.R. Künsh, Asymptotic Comparison of Estimators in the Ising Model, *Stochastic Models, Statistical Methods, and Algorithms in Image Analysis. Lecture Notes in Statistics*, Vol. 74 Springer, New York, NY. https://doi.org/10.1007/978-1-4612-2920-9_12
- [23] S. Banerjee, B. P. Carlin, and A. E. Gelfand, Hierarchical modeling and analysis for spatial data, *Chapman and Hall/CRC*, 2014.
- [24] P. J. Green and S. Richardson, Hidden markov models and disease mapping, *Journal of the American Statistical Association*, 97:1055–1070, 2002.
- [25] J. J. Hopfield, Neural networks and physical systems with emergent collective computational abilities, *Proc. Natl. Acad. Sci. USA*, 79:2554–2558, 1982.
- [26] S. Geman and C. Graffigne, Markov random field image models and their applications to computer vision, *Proceedings of the International Congress of Mathematicians*, 1496–1517, 1986.
- [27] N. Deb and S. Mukherjee, Fluctuations in mean-field Ising models, *arXiv:2005.00710*, 2020.
- [28] Z. Kabluchko, M. Löwe and K. Schubert, Fluctuations of the magnetization for Ising models on dense Erdős–Rényi random graphs, *Journal of Statistical Physics*, 177, 78–94, 2019.

APPENDIX A. TECHNICAL RESULTS

In this section, we prove some technical results needed for the proof of the main results in this paper.

Lemma 3. We have the following:

$$\sup_{z \in \mathbb{R}} \{yz - \log \cosh(z)\} = \begin{cases} \frac{1}{2} \{(1+y) \log(1+y) + (1-y) \log(1-y)\} & \text{if } y \in [-1, 1], \\ \infty & \text{otherwise .} \end{cases}$$

Proof. Fix $y \in \mathbb{R}$ and define $g(z) := yz - \log \cosh(z)$. Let us begin with the case $y \in (-1, 1)$. In this case, $g''(z) = -\operatorname{sech}^2(z) < 0$ and hence, g is a strictly concave function. Consequently, any stationary point of g is the unique global maximum of g . Since $g'(z) = y - \tanh(z)$, it follows that the only stationary point of g is $\tanh^{-1}(y)$, and hence,

$$\sup_{z \in \mathbb{R}} \{yz - \log \cosh(z)\} = y \tanh^{-1} y - \log \cosh(\tanh^{-1}(y)) = y \tanh^{-1}(y) + \frac{1}{2} \log(1 - y^2) ,$$

where in the last step, we used the identity:

$$\cosh(\tanh^{-1}(y)) = \frac{1}{\sqrt{1 - y^2}} \quad \text{for } y \in (-1, 1).$$

The proof for the case $y \in (-1, 1)$ now follows from the observation that

$$y \tanh^{-1}(y) + \frac{1}{2} \log(1 - y^2) = \frac{1}{2} \{(1 + y) \log(1 + y) + (1 - y) \log(1 - y)\}.$$

Now, suppose that $y \geq 1$. Then, $g'(z) > 0$ for all $z \in \mathbb{R}$, and hence,

$$\sup_{z \in \mathbb{R}} g(z) = \lim_{z \rightarrow \infty} g(z).$$

Now, note that

$$\lim_{z \rightarrow \infty} e^{g(z)} = \lim_{z \rightarrow \infty} \frac{2e^{yz}}{e^z + e^{-z}} = \lim_{z \rightarrow \infty} \frac{2e^{(y-1)z}}{1 + e^{-2z}} = \begin{cases} 2 & \text{if } y = 1, \\ \infty & \text{if } y > 1. \end{cases}$$

Hence,

$$\lim_{z \rightarrow \infty} g(z) = \begin{cases} \log 2 & \text{if } y = 1, \\ \infty & \text{if } y > 1. \end{cases}$$

This completes the case $y \geq 1$. Finally, suppose that $y \leq -1$. Then, $g'(z) < 0$ for all $z \in \mathbb{R}$, and hence,

$$\sup_{z \in \mathbb{R}} g(z) = \lim_{z \rightarrow -\infty} g(z).$$

Now, note that

$$\lim_{z \rightarrow -\infty} e^{g(z)} = \lim_{z \rightarrow -\infty} \frac{2e^{yz}}{e^z + e^{-z}} = \lim_{z \rightarrow -\infty} \frac{2e^{(y+1)z}}{1 + e^{2z}} = \begin{cases} 2 & \text{if } y = -1, \\ \infty & \text{if } y < -1. \end{cases}$$

Hence,

$$\lim_{z \rightarrow -\infty} g(z) = \begin{cases} \log 2 & \text{if } y = -1, \\ \infty & \text{if } y < -1. \end{cases}$$

This completes the case $y \leq -1$, and the proof of Lemma 3. \square

The following lemma describes the behaviour of the function $H_{\beta,p}$.

Lemma 4. Suppose that $\beta > \beta^*(p)$. Then, the following are true.

- (1) $H'_{\beta,2} > 0$ on $(0, m_*(\beta, 2))$ and $H'_{\beta,2} < 0$ on $(m_*(\beta, 2), 1)$.
- (2) If $p \geq 3$, then $H_{\beta,p}$ can have at most 3 positive stationary points. Further, there exists $\underline{m}(\beta, p) \in (0, m_*(\beta, p))$ such that $H'_{\beta,p} \leq 0$ on $(0, \underline{m}(\beta, p))$, $H'_{\beta,p} \geq 0$ on $(\underline{m}(\beta, p), m_*(\beta, p))$ and $H'_{\beta,p} \leq 0$ on $(m_*(\beta, p), 1)$.

Proof. To begin with, define $N_{\beta,p}(x) := (1 - x^2)H''_{\beta,p}(x)$. Then,

$$N'_{\beta,p}(x) = \beta p(p-1)x^{p-3}(p-2-px^2).$$

Let us first consider the case $p \geq 3$. Since $N'_{\beta,p}$ has exactly 1 root in $(0, 1)$, it follows by repeated applications of Rolle's theorem, that $H'_{\beta,p}$ can have at most 3 roots in $(0, 1)$. Define:

$$\underline{m}(\beta, p) := \sup\{t \in (0, 1] : H'_{\beta,p} \leq 0 \text{ on } (0, t)\}.$$

Since $H'_{\beta,p}(x) = \beta p x^{p-1} - \tanh^{-1}(x)$ and $\lim_{x \rightarrow 0} \tanh^{-1}(x)/x = 1$, we have $\underline{m}(\beta, p) > 0$. Clearly, $H'_{\beta,p} \leq 0$ on $(0, \underline{m}(\beta, p)]$. On the other hand, since $m_*(\beta, p)$ is a global maximizer of $H_{\beta,p}$, and since $H_{\beta,p}$ can have at most finitely many stationary points, we must have $H'_{\beta,p}(x) > 0$ for some $x < m_*(\beta, p)$. This shows that $\underline{m}(\beta, p) < m_*(\beta, p)$. Now, by definition of $\underline{m}(\beta, p)$, there must exist

a sequence $x_n \downarrow \underline{m}(\beta, p)$, such that $H'_{\beta,p}(x_n) > 0$ and $x_n > \underline{m}(\beta, p)$ for all n . Continuity of $H'_{\beta,p}$ now implies that $\underline{m}(\beta, p)$ is a stationary point of $H_{\beta,p}$.

We will now show that $H'_{\beta,p} \geq 0$ on $(\underline{m}(\beta, p), m_*(\beta, p))$. Suppose towards a contradiction, that $H'_{\beta,p}(y) < 0$ for some $y \in (\underline{m}(\beta, p), m_*(\beta, p))$. Then, there exist $y_1 \in (\underline{m}(\beta, p), y)$ and $y_2 \in (y, m_*(\beta, p))$, such that $H'_{\beta,p}(y_1) > 0$ and $H'_{\beta,p}(y_2) > 0$. This creates two extra stationary points of $H_{\beta,p}$, one within (y_1, y) and the other within (y, y_2) , giving a total of at least 4 positive stationary points of $H_{\beta,p}$, a contradiction! Hence, $H'_{\beta,p} \geq 0$ on $(\underline{m}(\beta, p), m_*(\beta, p))$.

Finally, we show that $H'_{\beta,p} \leq 0$ on $(m_*(\beta, p), 1)$. Once again, suppose towards a contradiction, that $H'_{\beta,p}(y) > 0$ for some $y \in (m_*(\beta, p), 1)$. Since $m_*(\beta, p)$ is a global maximizer of $H_{\beta,p}$ and $\lim_{x \rightarrow 1} H'_{\beta,p}(x) = -\infty$, there exist $y_1 \in (m_*(\beta, p), y)$ and $y_2 \in (y, 1)$, such that $H'_{\beta,p}(y_1) < 0$ and $H'_{\beta,p}(y_2) < 0$. This creates two extra stationary points of $H_{\beta,p}$, one within (y_1, y) and the other within (y, y_2) , giving a total of at least 4 positive stationary points of $H_{\beta,p}$, a contradiction! Hence, $H'_{\beta,p} \leq 0$ on $(m_*(\beta, p), 1)$. This completes the proof of part (2) of Lemma 4.

Now, suppose that $p = 2$. Since $N'_{\beta,2}$ has exactly one root in $(-1, 1)$, it follows by repeated applications of Rolle's theorem, that $H'_{\beta,2}$ can have at most 3 roots in $(-1, 1)$. Since $H'_{\beta,2}$ is an odd function, it follows that it can have at most 1 positive root, which must be $m_*(\beta, 2)$. Hence, $H'_{\beta,2}$ must be non-zero and cannot change sign on each of the intervals $(0, m_*(\beta, 2))$ and $(m_*(\beta, 2), 1)$. Since $m_*(\beta, 2)$ is a global maximizer of $H_{\beta,2}$, we must have $H'_{\beta,2}(x) > 0$ for some $x \in (0, m_*(\beta, 2))$, and since $\lim_{x \rightarrow 1} H'_{\beta,2}(x) = -\infty$, we must have $H'_{\beta,2}(x) < 0$ for some $x \in (m_*(\beta, 2), 1)$. Hence, we must have $H'_{\beta,2}(x) > 0$ for all $x \in (0, m_*(\beta, 2))$ and $H'_{\beta,2}(x) < 0$ for all $x \in (m_*(\beta, 2), 1)$. This proves (1), and completes the proof of Lemma 4. \square

The next lemma is crucial for comparing the Bahadur slopes of $\hat{\beta}_{\text{MPL}}$ and $\hat{\beta}_{\text{ML}}$. Recall the definition of the function $\eta_p : [-1, 1] \mapsto \mathbb{R}$:

$$\eta_p(t) = \begin{cases} p^{-1}t^{1-p} \tanh^{-1}(t) & \text{if } t \neq 0, \\ 0 & \text{if } t = 0. \end{cases}$$

Lemma 5. For every $\beta > \beta_0 > \beta^*(p)$, we have:

$$\sup_{x \in \eta_p^{-1}((\beta, \infty))} H_{\beta_0,p}(x) = \begin{cases} \sup_{x > m_*(\beta,p)} H_{\beta_0,p}(x) & \text{if } p = 2, \\ \max \left\{ \sup_{x > m_*(\beta,p)} H_{\beta_0,p}(x), 0 \right\} & \text{if } p \geq 3. \end{cases}$$

Proof. First, suppose that p is even. Then, η_p is an even function, and hence, the set $\eta_p^{-1}((\beta, \infty))$ is symmetric around 0. This, together with the fact that $H_{\beta_0,p}$ is an even function, implies that

$$\sup_{x \in \eta_p^{-1}((\beta, \infty))} H_{\beta_0,p}(x) = \sup_{x \in \eta_p^{-1}((\beta, \infty)) \cap (0,1]} H_{\beta_0,p}(x). \quad (\text{A.1})$$

Now, note that if p is odd, then $\eta_p^{-1}((\beta, \infty)) \cap [-1, 0] = \emptyset$, since $\eta_p(x) \leq 0$ for all $x \in [-1, 0]$. Hence, (A.1) is valid for odd p , too.

Now, $x \in \eta_p^{-1}((\beta, \infty)) \cap (0, 1]$ if and only if $x \in (0, 1]$ satisfies $p^{-1}x^{1-p} \tanh^{-1}(x) > \beta$, if and only if $x \in (0, 1]$ satisfies

$$H'_{\beta,p}(x) = \beta p x^{p-1} - \tanh^{-1}(x) < 0.$$

If $p \geq 3$, then by Lemma 4, this region is precisely equal to $\{(0, \underline{m}(\beta, p)) \cup (m_*(\beta, p), 1]\} \setminus F$ for some finite set F (which is either singleton or empty). Hence, for $p \geq 3$, we have by continuity of $H_{\beta_0,p}$, that:

$$\sup_{x \in \eta_p^{-1}((\beta, \infty))} H_{\beta_0, p}(x) = \max \left\{ \sup_{x \in (0, \underline{m}(\beta, p))} H_{\beta_0, p}(x), \sup_{x \in (m_*(\beta, p), 1]} H_{\beta_0, p}(x) \right\}. \quad (\text{A.2})$$

Since $H_{\beta, p}(0) = 0$ and $H_{\beta, p}$ is decreasing on $(0, \underline{m}(\beta, p))$, we must have:

$$\sup_{x \in (0, \underline{m}(\beta, p))} H_{\beta, p}(x) = 0.$$

Further, since $H_{\beta_0, p}(0) = 0$ and $H_{\beta_0, p} \leq H_{\beta, p}$ on $[0, 1]$, we must have:

$$\sup_{x \in (0, \underline{m}(\beta, p))} H_{\beta_0, p}(x) = 0.$$

Lemma 5 for $p \geq 3$ now follows from (A.2). Now, let $p = 2$. Then,

$$\eta_p^{-1}((\beta, \infty)) \cap (0, 1] = (m_*(\beta, p), 1].$$

Hence,

$$\sup_{x \in \eta_p^{-1}((\beta, \infty))} H_{\beta_0, p}(x) = \sup_{x > m_*(\beta, p)} H_{\beta_0, p}(x).$$

This completes the proof of Lemma 5. \square

Lemma 6. The function $\xi_p(\beta) := m_*(\beta, p)$ is continuous and strictly increasing on $(\beta^*(p), \infty)$. Further,

$$\lim_{\beta \rightarrow \infty} \xi_p(\beta) = 1.$$

Proof. Fix $\beta \in (\beta^*(p), \infty)$ and take a sequence $\beta_n \rightarrow \beta$. Then, $\beta_n \in (\beta^*(p), \infty)$ for all large n , and hence, $H_{\beta_n, p}$ will have a unique global maximizer $m_*(\beta_n, p) \in (0, 1)$ for all large n . Take a subsequence $\{n_k\}_{k \geq 1}$ of the positive integers. This subsequence must have a further subsequence $\{n_{k_\ell}\}_{\ell \geq 1}$ such that $m_*(\beta_{n_{k_\ell}}, p) \rightarrow m'$ for some $m' \in [0, 1]$. Clearly, $H_{\beta_{n_{k_\ell}}, p}(m_*(\beta_{n_{k_\ell}}, p)) \rightarrow H_{\beta, p}(m')$. Since $H_{\beta_{n_{k_\ell}}, p}(m_*(\beta_{n_{k_\ell}}, p)) \geq H_{\beta_{n_{k_\ell}}, p}(x)$ for all $x \in [0, 1]$ and for all large ℓ , we must have $H_{\beta, p}(m') \geq H_{\beta, p}(x)$ for all $x \in [0, 1]$ (taking $\lim_{\ell \rightarrow \infty}$ on both sides). This means that m' is a non-negative global maximizer of $H_{\beta, p}$. Since $m_*(\beta, p)$ is the only non-negative global maximizer of $H_{\beta, p}$, it follows that $m' = m_*(\beta, p)$. Hence, $m_*(\beta_{n_{k_\ell}}, p) \rightarrow m_*(\beta, p)$, showing that $\xi_p(\beta_n) \rightarrow \xi_p(\beta)$, and thereby establishing continuity of ξ_p .

Next, take any $t \in (0, 1)$, whence $H'_{\beta, p}(t) = \beta p t^{p-1} - \tanh^{-1}(t) > 0$ for all β large enough. On the other hand, it follows from Lemma 4, that $H'_{\beta, p} \leq 0$ on $[m_*(\beta, p), 1]$. This shows that $m_*(\beta, p) > t$ for all β large enough, showing that $\lim_{\beta \rightarrow \infty} \xi_p(\beta) = 1$.

Finally, to show that ξ_p is increasing on $(\beta^*(p), \infty)$, take $\beta_2 > \beta_1 > \beta^*(p)$. Then, by Lemma 4, $H'_{\beta_2, p} \leq 0$ on $[m_*(\beta_2, p), 1]$. Since $H'_{\beta_1, p} < H'_{\beta_2, p}$ on $(0, 1]$, we must have $H'_{\beta_1, p} < 0$ on $[m_*(\beta_2, p), 1]$. However, since $m_*(\beta_1, p)$ is a global maximizer of $H_{\beta_1, p}$, and since $H_{\beta_1, p}$ can have at most finitely many stationary points, there must exist $\varepsilon > 0$, such that $H'_{\beta_1, p} > 0$ on $(m_*(\beta_1, p) - \varepsilon, m_*(\beta_1, p))$. Continuity of $H'_{\beta_1, p}$ now implies that $m_*(\beta_2, p) > m_*(\beta_1, p)$, proving that ξ_p is strictly increasing. This completes the proof of Lemma 6. \square

DEPARTMENT OF STATISTICS AND DATA SCIENCE, NATIONAL UNIVERSITY OF SINGAPORE somabha@nus.edu.sg

DEPARTMENT OF STATISTICS, STANFORD UNIVERSITY raswa281@stanford.edu

DEPARTMENT OF STATISTICS, COLUMBIA UNIVERSITY js4638@columbia.edu

DEPARTMENT OF STATISTICS, UNIVERSITY OF FLORIDA souravmukherjee@ufl.edu