

MORSE-STF: A Privacy Preserving Computation System

Qizhi Zhang, Yuan Zhao, Lichun Li, JiaoFu Zhang, Qichao Zhang, Yashun Zhou, Dong Yin, Sijun Tan, Shan Yin
{qizhi.zqz, caesar.zy, lichun.llc, zhangjiaofu.jf, qichao.zqc, yashun.zys, yindong.yd, tansijun.tsj,
yinshan.yz}@antgroup.com

Abstract—Privacy-preserving machine learning has become a popular area of research due to the increasing concern over data privacy. One way to achieve privacy-preserving machine learning is to use secure multi-party computation, where multiple distrusting parties can perform computations on data without revealing the data itself. We present Secure-TF, a privacy-preserving machine learning framework based on MPC. Our framework is able to support widely-used machine learning models such as logistic regression, fully-connected neural network, and convolutional neural network. We propose novel cryptographic protocols that has lower round complexity and less communication for computing sigmoid, ReLU, conv2D and there derivatives. All are central building blocks for modern machine learning models. With our more efficient protocols, our system is able to outperform previous state-of-the-art privacy-preserving machine learning framework in the WAN setting.

I. INTRODUCTION

Machine learning applications are "data-hungry", as more data usually leads to better concrete performance of machine learning models. The growing amount of data required to train a machine learning model also raises significant privacy concerns. For example, multiple organizations may want to jointly train a machine learning models by aggregating their data, but want to keep their data private to the other parties for privacy reasons. Secure multi-party computation (MPC) is a cryptographic primitives that can achieve the above objective. In secure MPC, parties can jointly obtain the output of the models without revealing their input data to the other parties. Recently, there has been a active line of research in combining machine learning with MPC to achieve privacy-preserving machine learning (PPML). For examples, SecureML [MZ17], SecureNN [WGC19], ABY3 [MR18], ABY 2.0 [PSSY21], CrypTFlow [KRC⁺20], CrypTFlow 2 [RRK⁺20], TFE [DMD⁺18], Rosetta [CHS⁺20], CrypTen [KVH⁺20] and Falcon [WTB⁺21]. These prior work has made significant performance improvement of the MPC protocols for machine learning operations. However, many of these prior work achieve desirable concrete performances in the LAN network setting, which has high network bandwidth ($\sim 1.2\text{GB/s}$) and low network delay ($\sim 2\text{ms}$). However, such network conditions are rarely available in practice. In practical scenarios, organizations usually have their servers located in different regions, and the network condition is restricted to the WAN setting with low bandwidth ($\sim 100\text{Mbps}$) and high delay ($\sim 10\text{-}60\text{ms}$). In the WAN setting, communication between parties is the major performance bottleneck. We therefore need to develop more efficient MPC protocols with lower

communication and fewer communication rounds in order to address the performance bottleneck.

We present our system: Secure Tensorflow (STF), a MPC based privacy-preserving machine learning framework that achieves state of the art performance in the WAN network setting. Central to our performance improvement is the design of more efficient protocols for the convolution, relu, and sigmoid operations that are essential building blocks of today's machine learning models.

Our contribution. The main contribution of this work can be summarized as follows:

- We abstract out the computation of linear operations (e.g scalar multiplication, matrix multiplication, convolution) as computing a bilinear map, include scale multiplication, matrix multiplication, and convolution. We also show that the back propagation of convolution operations is bilinear, and design protocols that are 57.4% more communication efficient than prior state of the art (Table III.1)
- We propose a novel protocol to compute the sigmoid function. We approximate sigmoid using Fourier Series. Compared to the popular method that approximate sigmoid using the Chebyshev polynomial, our protocol are 80% and 52% more efficient in terms of communication and round complexity (Table A.4). Our protocol is also more efficient than methods based on piecewise linear function and Newton-Raphson approximation.
- We present novel protocols for most significantly bit (MSB) extraction, which is the major building block for private comparison and computing non-linear operation such as ReLU. Based on our protocols, we implement three different protocols for ReLU with round complexity from $O(1)$, $O(\log n)$, $O(n)$ and communication complexity that decrease progressively. Each of these protocols are suited for a particular network setting in terms of network bandwidth and delay, which we investigate in our experiments. (Table IV.3)
- We build our system on top of Tensorflow, a widely-used machine learning framework. We show that our system is better than TFE [DMD⁺18], Rosetta [CHS⁺20], SecureNN [WGC19] and CrypTen [KVH⁺20] in terms of training speed and the stability using numeric experiments. (Table IV.1 and Table IV.2).

Our STF support the train and inference of logistic regression (LR), fully-connected neural network (FC), and convolutional

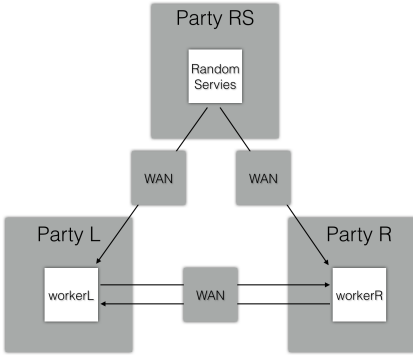


Fig. 1. The network topology of STF

neural network (CNN). We compare the function of our STF and other popular tool of PPML in the left 5 columns in the Table I.1:

We compare our protocols for sigmoid, DReLU, Conv2D and the back propagation of Conv2D to other popular tool of PPML in the right 4 columns in the Table I.1.

II. FRAMEWORK OF STF

The framework of STF is like the following figure 2. In the bottom of the framework, the model **Random** is built. We realize a secure deterministic random bit generator (DRBG), which conforms to the CTR_DRBG standardized in NIST Special Publication 800-90A. We use AES-NI to implement AES and generate multiple random number streams simultaneously in one DRBG to fill up the pipelines of the AES-NI execution units.

Under the **Random** model, three basic class is constructed, i.e SharedTensorBase, PrivateTensorBase and SharedPairBase.

The model **Basic** realized three basic class i.e. SharedTensor, PrivateTensor and SharedPair and the operators for these classes.

The class SharedTensor means the class of the Tensors over \mathbb{Z}_n , where n is a number of type int64. The class PrivateTensor means the class of the Tensors which is private data belong to owner, over \mathbb{Z}_n or fixed-point numbers with a public fixed point. The class SharedPair means the class of the Tensors which is hold as additive secret shares on workerL and workerR, over \mathbb{Z}_n or fixed-point numbers with a public fixed point.

We first realize the class SharedTensorBase, PrivateTensorBase, SharedPairBase. The main differential between the classes with -Base and classes without -Base is that the classes with -Base reloaded the operators $+$, $-$, $*$, $>$, \geq , $<$, \leq and etc..

The model **Protocol** include the protocols **bilinear triple**, **compare**, **MSB**, **Obvious Shift**, **OT** and etc.

The model **Operator** realized the MPC version of several operators, for example, the arithmetic operators (add, sub, mul, rmul, matmul, rmatmul), the compare operators (less, grater, leq, geq), and the boolean operators (and, or, xor), the convolution operator, the DReLU and ReLU operators and etc. for PrivateTensorBase and SharedPairBase.

Then we construct the classes PrivateTensor, SharedTensor and SharedPair extended the classes PrivateTensorBase,

SharedTensor and SharedPairBase with reloading the operators $+$, $-$, $*$, $>$, \geq , $<$, \leq and etc..

The model **ml** is constructed based on the model **Basic**. There two sub-model of **ml**, namely, **LogisticRegression** and **nn**. The model **LogisticRegression** realized logistic regression model in two case: a. the features lie in one Party. and b. the features lie in two Parties.

The sub-model **nn** realize Neural Network framework based on the model **Basic**. There two sub-model of **nn**, namely, the model **Layer** and the model **Network** in the model **nn**.

The model **Layer** realize the layers **Input**, **Dense**, **ReLU**, **CrossEntropywithSigmoid**, **CrossEntropywithSoftmax**, **Conv2D**, **AveragePooling2D**, and etc.. For every Layer, forward and back propagation is realized.

The model **Network** realize a framework of Neural Network. It allow user construct a Neural Network by "add Layers".

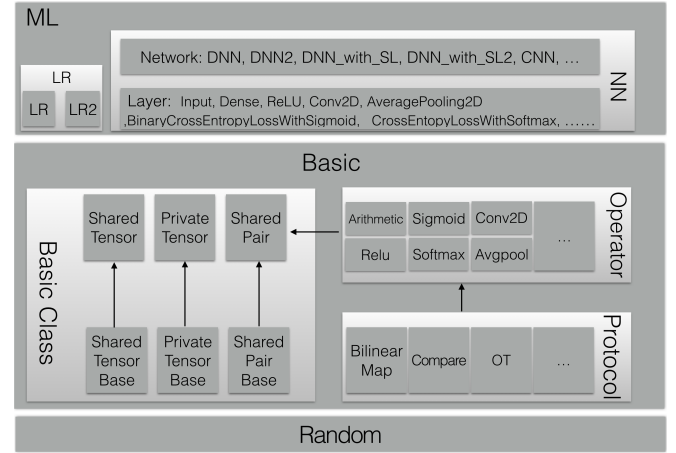


Fig. 2. The framework of STF

III. PROTOCOLS

In order to realize the layers **Dense**, **ReLU**, **CrossEntropywithSigmoid**, **CrossEntropywithSoftmax**, **Conv2D** security, we use some new protocols. We introduce the main protocols using in STF as follows:

A. Bilinear map

Let A, B, C be there Abelian group, a map $f : A \times B \rightarrow C$ is called bilinear if

$$\begin{aligned} f(a_1 + ka_2, b) &= kf(a_1, b) + f(a_2, b) \\ f(a, b_1 + kb_2) &= f(a, b_1) + kf(a, b_2) \end{aligned}$$

for any $a_1, a_2 \in A, b_1, b_2 \in B$ and $k \in \mathbb{Z}$. (In fact, it is equivalent to

$$\begin{aligned} f(a_1 + a_2, b) &= f(a_1, b) + f(a_2, b) \\ f(a, b_1 + b_2) &= f(a, b_1) + f(a, b_2) \end{aligned}$$

for any $a_1, a_2 \in A, b_1, b_2 \in B$.)

We give some examples for bilinear map:

TABLE I.1
COMPARISON WITH VARIOUS PRIVACY PRESERVING COMPUTATION SYSTEM

System	FC inference	FC training	CNN inference	CNN training
SecureNN [WGC19]	•	•	•	•
ABY3 [MR18]	•	•	○	○
ABY 2.0 [PSSY21]	•	•	○	○
CrypTFlow [KRC ⁺ 20]	•	○	•	○
CrypTFlow 2 [RRK ⁺ 20]	•	○	•	○
TFE [DMD ⁺ 18] [*]	•	○	•	○
Rosetta [CHS ⁺ 20] [*]	•	•	○	○
CrypTen [KVH ⁺ 20] [*]	•	•	•	•
Falcon [WTB ⁺ 21] ⁺	•	•	•	•
STF (This work)	•	•	•	•

+ But there is security issue in Falcon. For detail, see section A.

* This information is collected in 2021.08.31.

Example III.1. Let $A := \mathbb{Z}_N$, A^n is the Abelian group consists of all the arrays of n dimension on A . Then the multiplication operator

$$\begin{array}{ccc} A^n & \times & A^n \\ (a_i)_{i=1}^n & , & (b_i)_{i=1}^n \end{array} \begin{array}{c} \longrightarrow \\ \longmapsto \end{array} \begin{array}{c} A^n \\ (a_i b_i)_{i=1}^n \end{array}$$

is a bilinear map.

Example III.2. Let $A := \mathbb{Z}_N$, $M_{m,n}(A)$, $M_{n,p}(A)$, $M_{m,p}(A)$ be the Abelian groups consists of all the $m \times n$ matrices, $n \times p$ matrices and $m \times p$ matrices on A respectively. Then the matrix multiplication operator

$$\begin{array}{ccc} M_{m,n}(A) & \times & M_{n,p}(A) \\ P & , & Q \end{array} \begin{array}{c} \longrightarrow \\ \longmapsto \end{array} \begin{array}{c} M_{m,p}(A) \\ PQ \end{array}$$

is a bilinear map.

Example III.3. Let $A := \mathbb{Z}_N$. Let $M_{m,n}(A)$, $M_{r,s}(A)$, $M_{m',n'}(A)$ be the Abelian groups consists of all the $m \times n$ matrices, $r \times s$ matrices, $m' \times n'$ matrices on A . Then the two-dimension convolution operator

$$\begin{array}{ccc} \text{Conv2D} : M_{m,n}(A) & \times & M_{r,s}(A) \\ \text{input} & , & \text{filter} \end{array} \begin{array}{c} \longrightarrow \\ \longmapsto \end{array} \begin{array}{c} M_{m',n'}(A) \\ \text{output} \end{array}$$

is a bilinear map, where

$$\text{output}_{i,j} = \sum_{\delta i, \delta j} \text{input}_{s_1 * i + \delta i, s_2 * j + \delta j} * \text{filter}_{\delta i, \delta j}$$

, s_1 and s_2 are the strides.

Example III.4. Let $A := \mathbb{Z}_N$. Let $\otimes_{B,m,n,C} A$, $\otimes_{C,r,s,D} A$, $\otimes_{B,m',n',D} A$ be the Abelian groups consists of all the 4-dimension tensors of shape $[B, m, n, C]$, $[C, r, s, D]$, $[B, m', n', D]$ over A . Then the two-dimension convolution operator Conv2D

$$\begin{array}{ccc} \otimes_{B,m,n,C} A & \times & \otimes_{C,r,s,D} A \\ \text{input} & , & \text{filter} \end{array} \begin{array}{c} \longrightarrow \\ \longmapsto \end{array} \begin{array}{c} \otimes_{B,m',n',D} A \\ \text{output} \end{array}$$

is a bilinear map. where

$$\text{output}_{b,i,j,k} = \sum_{\delta i, \delta j, q} \text{input}_{b, s_1 * i + \delta i, s_2 * j + \delta j, q} * \text{filter}_{\delta i, \delta j, q, k}$$

, s_1 and s_2 are the strides.

We give an abstract protocol for bilinear map $f(a, b)$ in Algorithm 1, 2 and 3 for the case a, b are PrivateTensor or SharedPair respectively.

The communication complexity of the protocols $\Pi_{\text{BM}}^{f,pp}$, $\Pi_{\text{BM}}^{f,ps}$, $\Pi_{\text{BM}}^{f,ss}$ in Table A.1.

In the train or inference of LR or Neural Network, the first step is a matrix multiplication or Conv2D between private feature and shared weights. Hence, the we can use the protocol in Algorithm 2 instead of the protocol in Algorithm 3 to reduce the communication about half.

B. Conv2D and Back propagation of Conv2D

We have show that Conv2D have bilinear property. under the symbols defined in Example III.4, we give the protocol Π_{Conv2D}^{ps} for computing the Conv2D of private input and shared filter, the protocol Π_{Conv2D}^{ss} for computing the Conv2D of shared input and shared filter in Algorithm 4 and 5.

In a CNN network, we can compute Conv2D using the Protocol 5 generally. But for the case that Conv2D layer in first layer and input in private, we can compute it using the Protocol 4.

The communication complexity of the protocol Π_{Con2D}^{ps} and the protocol Π_{Con2D}^{ss} is shown in Table A.2.

Now we describe how we compute the back propagations of Conv2D for shares. In fact, we will show that, the back propagations of Conv2D have bilinear property in following Theorem III.5.

Theorem III.5. Let A be a commutative ring with 1. Let X, Y, Z be affine spaces over A , $(x_i)_i$, $(y_i)_j$, $(z_k)_k$ are coordinates of X, Y, Z respectively. Let $f : X \times Y \rightarrow Z$ be a bilinear map, loss be a smooth function over Z . Then we have

- $\frac{\partial \text{loss}}{\partial x_i}(x, y)$ is independent of x , and is bilinear of $(\frac{\partial \text{loss}}{\partial z_k})_k$ and y ;
- $\frac{\partial \text{loss}}{\partial y_j}(x, y)$ is independent of y , and is bilinear of $(\frac{\partial \text{loss}}{\partial z_k})_k$ and x ;

Proof.

- We can write the map f as

$$z_k = \sum_{i,j} a_{i,j}^k x_i y_j$$

For any fixed i , we have

$$\frac{\partial \text{loss}}{\partial x_i} = \sum_k \frac{\partial \text{loss}}{\partial z_k} \frac{\partial z_k}{\partial x_i} = \sum_k \sum_j p_{k,j} \frac{\partial \text{loss}}{\partial z_k} y_j$$

where

$$p_{k,j} = a_{i,j}^k$$

Hence $\frac{\partial \text{loss}}{\partial x_i}$ is bilinear of $(\frac{\partial \text{loss}}{\partial z_k})_k$ and y .

b. It is similar to the proof of a. \square

According to the Theorem III.5, under the symbols defined in Example III.4, the back propagation to input

$$\text{bi} : \otimes_{B,m',n',D} A \times \otimes_{C,r,s,D} A \longrightarrow \otimes_{B,m,n,C} A$$

$$\frac{\partial \text{loss}}{\partial \text{output}}, \quad \text{filter} \quad \longmapsto \quad \frac{\partial \text{loss}}{\partial \text{input}}$$

and the back propagation to filter

$$\text{bf} : \otimes_{B,m',n',D} A \times \otimes_{B,m,n,C} A \longrightarrow \otimes_{C,r,s,D} A$$

$$\frac{\partial \text{loss}}{\partial \text{output}}, \quad \text{input} \quad \longmapsto \quad \frac{\partial \text{loss}}{\partial \text{filter}}$$

are bilinear. Therefore we have our protocol $\Pi_{\text{Conv2D}_{\text{bi}}}$ for compute the back propagation to input and the protocol $\Pi_{\text{Conv2D}_{\text{bf}}}$ for compute the back propagation to filter in Algorithm 6 and Algorithm 7.

We compare the communication of our protocols Π_{Conv2D} , $\Pi_{\text{Conv2D}_{\text{bi}}}$, $\Pi_{\text{Conv2D}_{\text{bf}}}$ to other workes in Table III.1:

C. Sigmoid

In the early work for training a Logistic Regression using MPC, the sigmoid is approximated by a polynomial. A most common approximate is the Chebyshev polynomial of degree 9. i.e

$$\text{sigmoid}(x) \approx a_0 + a_1x + a_3x^3 + a_5x^5 + a_7x^7 + a_9x^9$$

where

$$\begin{aligned} a_0 &= 0.5, \\ a_1 &= 0.2159198015, \\ a_3 &= -0.0082176259, \\ a_5 &= 0.0001825597, \\ a_7 &= -0.0000018848, \\ a_9 &= 0.0000000072 \end{aligned}$$

We show the graph of the Chebyshev polynomial approximated to sigmoid in Figure 3 and 4. It easy to see that, the Chebyshev polynomial is closed to sigmoid in the domain $(-8, 8)$, but is grow up quickly in other domain, that lead to exploding gradient.

When we train a Logistic Regression model, we use the following trick genrally:

a. To use normalized features. i.e the features of samples is normalized s.t average value is 0 and standard deviation is 1.

b. Initialize the coefficient of LR model using i.i.d Gauss distribution with $\mu = 0, \sigma = \frac{1}{\sqrt{N}}$, where N is the number of columns in the table of features.

The probability of

$$\left| \sum w_i x_i \right| > 3$$

is very low. But once the there is a singular sample such that $|\sum w_i x_i| > 8$, it easy to lead to exploding gradient.

In ABY3 [MR18], ABY 2.0 [PSSY21], SecureML [MZ17], the sigmoid is approximated by an piecewise linear function.

$$\text{sigmoid}(x) \approx \begin{cases} 0, & x < -1/2 \\ x + 1/2, & -1/2 \leq x < 1/2 \\ 1, & x \geq 1/2 \end{cases}$$

But it require to run the privacy compare protocols that lead to a big communication and round complexity.

In our work, we use the Fourier Series to approximate the sigmoid.

$$\text{sigmoid}(x) \approx a_0 + a_1 \sin \frac{2\pi x}{32} + a_2 \sin \frac{4\pi x}{32} + a_3 \sin \frac{6\pi x}{32} + a_4 \sin \frac{8\pi x}{32} + a_5 \sin \frac{10\pi x}{32}$$

where

$$\begin{aligned} a_0 &= 0.5 \\ a_1 &= 0.61727893 \\ a_2 &= -0.03416704 \\ a_3 &= 0.16933091 \\ a_4 &= -0.04596946 \\ a_5 &= 0.08159136 \end{aligned}$$

It is closed to sigmoid in the domain $(-8, 8)$ basically, and lead to exploding gradient never. (See Figure 5). Its complexity of communication and round is low also.

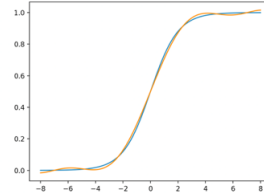


Fig. 3. Approximate sigmoid using polynomial in domain $(-8, 8)$

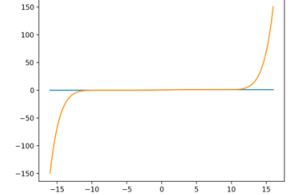


Fig. 4. Approximate sigmoid using polynomial in domain $(-16, 16)$

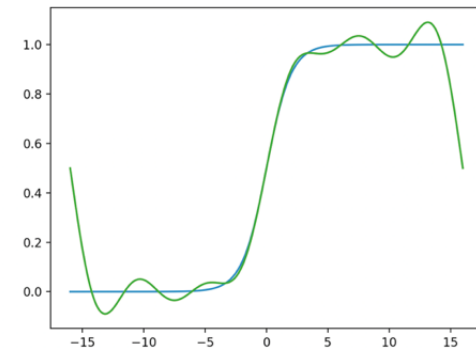


Fig. 5. Approximate sigmoid using Fourier series in domain $(-16, 16)$

For a positive integral number $m < n$, in order to compute $\sin \frac{2k\pi x}{2^m}$ for $x \in \mathbb{Z}/2^n\mathbb{Z}$ using MPC, we use the principle

TABLE III.1
COMPARE TO RECENT WORKS

Protocol	Conv2D	Conv2D Back Propagation to input	Conv2D Back Propagation to filter
SecureNN	$(2m'n'rsBC + 2rsCD + m'n'BD) \log A $	$(2mnrsBD + 2rsCD + mnBC) \log A $	$(2m'n'rsBC + 2m'n'BD + rsCD) \log A $
Typical case *	5278586 $\log A $	12945786 $\log A $	5884093 $\log A $
CrypTFlow	$(2mnBC + 2rsCD + m'n'BD) \log A $	-	-
CrypTFlow2	$(2mnBC + 2rsCD + m'n'BD) \log A $	-	-
Typical case *	1208186 $\log A $	-	-
CrypTen	$(2mnBC + 2rsCD + m'n'BD) \log A $	$(2m'n'BD + 2rsCD + mnBC) \log A $	$(2mnBC + 2m'n'BCD + rsBCD) \log A $
Typical case *	1208186 $\log A $	1512826 $\log A $	4260480 $\log A $
STF	$(2mnBC + 2rsCD + m'n'BD) \log A $	$(2m'n'BD + 2rsCD + mnBC) \log A $	$(2mnBC + 2m'n'BD + rsCD) \log A $
Typical case *	1208186 $\log A $	1512826 $\log A $	1813693 $\log A $
Over SecureNN +	77.1%	88.3%	69.2%
Over CrypTen +	0	0	57.4%

* It means the case that $m = n = 28, r = s = 3, B = 128, C = 3, D = 7, m' = m - r + 1, n' = n - s + 1$

- In SecureML, ABY3 and ABY2.0, full-connected neural network is realized, but convolution neural network is not realized.

- In CrypTFlow and CrypTFlow2.0, inference for convolution neural network is realized, but the training for convolution neural network is not realized.

+ The communication reduce of STF over SecureNN and CrypTen.

$$\sin \frac{2k\pi x}{2^m} = \sin \frac{2k\pi(x - \tilde{x})}{2^m} \cos \frac{2k\pi\tilde{x}}{2^m} + \cos \frac{2k\pi(x - \tilde{x})}{2^m} \sin \frac{2k\pi\tilde{x}}{2^m}$$

where k can be integral scale or vector. The protocol is described in Algorithm 8.

Complexity of Communication.

The offline communication of protocol Π_{Sin}^K is $(4K + 2)n$ bits. The communication can be further reduced to $2Kn$ bits using PRF. The online communication of protocol Π_{Sin}^K is $2n$ bits, and in one round. Hence, the total communication of protocol $2(K + 1)$ bits.

In order to compute Sigmoid, we just need to compute the inner value of $\sin \frac{2k\pi x}{2^m}$ and (a_1, \dots, a_K) and plus 0.5. Hence its complexity of communication is same as Π_{Sin}^K .

We give the complexity of communication and round of Π_{Sin}^K and Π_{Sigmoid} in Table A.4.

D. MSB (Most Significant Bit)

In STF, there are two protocols to compute MSB. They are the MSB protocol $\Pi_{\text{MSB}}^{\text{linear}}$ of linear round and the MSB protocol of logarithm round $\Pi_{\text{MSB}}^{\text{log}}$.

Let c_i is the carry from the $i - 1$ bit to the i bit, then we have

a. $c_0 = 0,$

b. $c_{i+1} = (x_i^L + x_i^R)c_i + x_i^L x_i^R$ for $i = 0, 2, \dots, n - 2$, where the arithmetic operators is the operators in finite field (Galois field) \mathbb{F}_2 ,

c. $\text{MSB} = x_{n-1}^L + x_{n-1}^R + c_{n-1}.$

We can compute MSB through computing $\{c_i\}_{i=1}^{n-1}$ step by step. In order to decrease the communication, we rewrite the property b as

b'. $c_{i+1} = (x_i^L + c_i)(x_i^R + c_i) - c_i$

The protocol is described in Algorithm 9.

Complexity of Communication and round of $\Pi_{\text{MSB}}^{\text{linear}}$

There is only step 2 need communication. When $i = 1$, Step 2 is a half multiplication, which communication is 2 bits in 1 round in online phase and 1 bit in offline phase. When $i = 2, \dots, n - 1$, Step 2 is a full multiplication, which communication is 4 bits in 1 round in online phase and 1 bit in offline phase. Hence the communication of Protocol 9 is

$2 + 4(n - 2) = 4n - 6$ bits in $n - 2$ rounds in online phase and $n - 1$ bits in offline phase. \square

Moreover, we can rewrite the formula b. as the following format:

$$\begin{pmatrix} c_{i+1} \\ 1 \end{pmatrix} = P_i \begin{pmatrix} c_i \\ 1 \end{pmatrix}$$

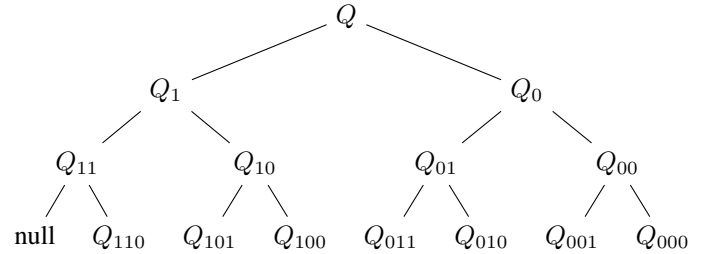
where

$$P_i = \begin{pmatrix} x_i^L + x_i^R & x_i^L x_i^R \\ 0 & 1 \end{pmatrix}$$

Therefore we have

$$\begin{pmatrix} c_{n-1} \\ 1 \end{pmatrix} = P_{n-2} \cdots P_0 \begin{pmatrix} c_0 \\ 1 \end{pmatrix}$$

We can compute $P_{n-2} \cdots P_0$ along a binary tree as follows:



Let $d := \lceil \log_2(n - 1) \rceil$.

For a binary string s of length $d(s) = d$, let $\text{int}(s)$ be the integral number represented by s and

$$Q_s := \begin{cases} P_{\text{int}(s)} & \text{if } \text{int}(s) < n - 1 \\ I_2 & \text{otherwise} \end{cases}$$

where I_2 is the identity matrix of size 2.

For example, in the case $n = 8, d = 3$ we have $\text{int}(110) = 6, \text{int}(111) = 7$ and $Q_{110} := P_6, Q_{111} := I_2$.

For a binary string s of length $d(s) < d$ (include the case $s = \text{null}$ where $d(s) = 0$), let s_0 be the binary string of length $d(s) + 1$ consists of s and 0, s_1 be the binary string of length $d(s) + 1$ consists of s and 1.

we define Q_s recursively as follows:

$$Q_s := \begin{cases} P_{\text{int}(s)} & \text{if } \text{len}(s) = d \\ Q_{s_1} Q_{s_0} & \text{if } \text{len}(s) < d \end{cases}$$

Then we can compute Q recursively using protocol $\Pi_{\text{MSB}}^{\text{log}}$ described in Algorithm 10.

Complexity of Communication and round of Π_{MSB}^{\log}

For any binary string s of length $d(s) = s$, in order to compute $Q_s = P_{\text{int}(s)}$, it just need to compute $x_i^L + x_i^R$ and $x_i^L x_i^R$. $x_i^L + x_i^R$ is need not communication, $x_i^L x_i^R$ is a half multiplication, that need 1 bit in offline and 2 bits in one online round. Hence the total communication to compute Q_s for $d(s) = d$ is $n - 1$ bits in offline and $2(n - 1)$ bits in one online round.

For any binary string s of length $d(s) < s$, in order to compute $Q_s = Q_{s1} Q_{s0}$, we need not do anything for the case $Q_{s1} = I_2$ or $Q_{s0} = I_2$. In the case $Q_{s1} \neq I_2$ and $Q_{s0} \neq I_2$, we using the principle that

$$Q_s = \begin{pmatrix} a_1 a_0 & a_1 b_0 + b_1 \\ 0 & 1 \end{pmatrix}$$

$$\text{for } Q_{s1} = \begin{pmatrix} a_1 & b_1 \\ 0 & 1 \end{pmatrix}, Q_{s0} = \begin{pmatrix} a_0 & b_0 \\ 0 & 1 \end{pmatrix}.$$

We need just compute the first line of Q_s , which equal to $a_1(a_0, b_0) + (0, b_1)$. Hence the communication is 2 bits in offline phase, and 6 bits in 1 online round. Hence the total communication to compute all the Q_s for $d(s) = d' < d$ less than $2^{d'} \cdot 2$ in offline phase and $2^{d'} \cdot 6$ in 1 online round.

Hence the total communication of protocol Π_{MSB}^{\log} in offline phase less than

$$n - 1 + \sum_{i=0}^{d-1} 2^i \cdot 2 \leq 3(n - 3)$$

The total communication of protocol Π_{MSB}^{\log} in online phase less than

$$2(n - 1) + \sum_{i=0}^{d-1} 2^i \cdot 6 \leq 8(n - 1)$$

in $d + 1$ rounds. \square

E. DReLU

In STF, three MPC protocol to compute DReLU is realized. They are the DReLU protocol $\Pi_{\text{DReLU}}^{\text{linear}}$ of linear round, the DReLU protocol $\Pi_{\text{DReLU}}^{\log}$ of logarithm round, and the DReLU protocol $\Pi_{\text{DReLU}}^{\text{const}}$ of constant round. We introduce the protocol $\Pi_{\text{DReLU}}^{\text{linear}}$ and $\Pi_{\text{DReLU}}^{\log}$ in Algorithm 11 and 12.

For the protocol $\Pi_{\text{DReLU}}^{\text{const}}$, refer to [ZZL⁺21] please.

We collect the communication complexity of the three protocol for DReLU in the Table A.3.

We can see the numeric experiments using different protocol of DReLU in Section IV-C. The experiments show that, in different case, different protocol of DReLU should be used. Specially, when the delay is high and the dimension of the input of ReLU layer is small, the protocol $\Pi_{\text{DReLU}}^{\text{const}}$ is recommend; when the delay is low and the dimension of the input of ReLU layer is big, the protocol $\Pi_{\text{DReLU}}^{\text{linear}}$ is recommend; the protocol $\Pi_{\text{DReLU}}^{\log}$ is recommend in otherwise.

F. ReLU and its Back-propagation

ReLU and its back propagation is computed as following

$$\text{ReLU}(x) = \begin{cases} x & \text{if } \text{DReLU}(x) = 1 \\ 0 & \text{otherwise} \end{cases}$$

$$\frac{\partial \text{loss}}{\partial x} = \begin{cases} \frac{\partial \text{loss}}{\partial y} & \text{if } \text{DReLU}(x) = 1 \\ 0 & \text{otherwise} \end{cases}$$

In order to compute ReLU and its back propagation for shares, we use the Obvious selection protocol $\Pi_{\text{O-select}}^{N, \text{special}}$ in [ZZL⁺21], Figure 11.

G. Inverse and Softmax

We use Newton method to compute the approximated inverse of a shares. The recurrence formula is

$$x_{n+1} := 2x_n - x_n^2$$

We use $\frac{\text{ReLU}(x_i)}{\sum_i \text{ReLU}(x_i)}$ to approximate Softmax.

IV. EXPERIMENTS

We compare our STF with to TFE [DMD⁺18], Rosetta [CHS⁺20], SecureNN [WGC19] and CrypTen [KVH⁺20]. We run our experiments on three servers, each equipped with a Intel(R) Xeon(R) Platinum 8269CY 2.50GHz CPU and 7.715GB memory. Our network bandwidth is set to 100MB/s. We adjust the delay of our network to different levels according to the specific setting of our experiments.

A. Experiments for binary classification problem

For the binary classification problem, we evaluate the performance of logistic regression and fully-connected neural network on two datasets. The first dataset is xindai10, which contains 8429 examples in the training set and 3614 examples in the testing set. The dataset xindai10 is subsamples from the dataset GiveMeSomeCredit [xin]. Each example has 10 features. The dataset xindai10 is subsamples from the dataset GiveMeSomeCredit [xin].

The second dataset we evaluate is xindai291, which contains 37529 examples in the training set and 12509 examples in the testing set. Each example has a feature dimension of 291. We set our network delay to 10ms, 30ms, 60ms respectively and evaluate the performance of our system on each of these settings. We compare our system to other three PPML framework that supports logistic regression (TFE [DMD⁺18], Rosetta [CHS⁺20] and CrypTen [KVH⁺20]) and present our result in Table IV.1. We do not compare with Falcon [WTB⁺21] because of some security problem with Falcon (See A). We set the batch size to 128 in all of these experiments.

B. Experiments for multi-classification problem

For the multi-class classification problem, we evaluate fully-connected neural network (FC) and convolutional neural network (CNN) on the MNIST dataset. We set the network bandwidth to 100MB/s and network delay to 60ms. We use 128 as our batch size and train our neural network for 10 epochs. We consider network A and network D described in SecureNN [WGC19] for performance comparison. We compare our system with SecureNN [DMD⁺18] and CrypTen [KVH⁺20]) that supports these networks and present the result in the following

TABLE IV.1
EXPERIMENTS

tool	dataset	model	KS	AUC	train time (s)	speed up
delay=10ms						
STF	xindai10	lr	0.496	0.826	42	-
TFE	xindai10	lr	0.012	0.506	64	52.4%
Rosetta	xindai10	lr	0.0	0.500	55	31.0%
CrypTen	xindai10	lr	0.497	0.826	1897	4416.7%
STF	xindai291	lr	0.150	0.6	179	-
TFE	xindai291	lr	0.130	0.597	343	91.6%
Rosetta	xindai291	lr	0.012	0.498	351	86.1%
CrypTen	xindai291	lr	0.106	0.561	8476	4635.2%
STF	xindai10	DNN ⁺	0.485	0.818	264	-
Rosetta	xindai10	DNN ⁺	0.009	0.499	399	51.1%
CrypTen	xindai10	DNN ⁺	0.502	0.831	2441	824.6%
STF	xindai291	DNN ⁺	0.153	0.601	1091	-
Rosetta	xindai291	DNN ⁺	0.004	0.502	1929	76.8%
CrypTen	xindai291	DNN ⁺	0.139	0.595	10922	901.1%
delay=30ms						
STF	xindai10	lr	0.496	0.825	136	-
TFE	xindai10	lr	0.015	0.508	187	37.5%
Rosetta	xindai10	lr	0.0	0.5	161	18.4%
CrypTen	xindai10	lr	0.497	0.826	7321	5283.1%
STF	xindai291	lr	0.148	0.6	564	-
TFE	xindai291	lr	0.133	0.499	840	48.9%
Rosetta	xindai291	lr	0.011	0.498	1007	78.5%
CrypTen	xindai291	lr	0.106	0.561	32675	5693.4%
STF	xindai10	DNN ⁺	0.483	0.817	647	-
Rosetta	xindai10	DNN ⁺	0.006	0.503	1203	78.5%
CrypTen	xindai10	DNN ⁺	0.502	0.831	9372	1348.5%
STF	xindai291	DNN ⁺	0.163	0.601	2871	-
Rosetta	xindai291	DNN ⁺	0.010	0.498	5621	95.8%
CrypTen	xindai291	DNN ⁺	0.139	0.595	41783	1355.3%
delay=60ms						
STF	xindai10	lr	0.498	0.826	278	-
TFE	xindai10	lr	0.014	0.507	427	53.6%
Rosetta	xindai10	lr	0.001	0.501	320	15.1%
CrypTen	xindai10	lr	0.497	0.826	10545	3693.2%
STF	xindai291	lr	0.153	0.6	1135	-
TFE	xindai291	lr	0.01	0.5	1928	69.9%
Rosetta	xindai291	lr	0.012	0.498	2064	81.9%
CrypTen	xindai291	lr	0.106	0.561	47075	4047.6%
STF	xindai10	DNN ⁺	0.499	0.824	1416	-
Rosetta	xindai10	DNN ⁺	0.004	0.489	2465	74.1%
CrypTen	xindai10	DNN ⁺	0.502	0.831	13511	854.2%
STF	xindai291	DNN ⁺	0.156	0.597	6170	-
Rosetta	xindai291	DNN ⁺	0.0	0.487	11802	91.3%
CrypTen	xindai291	DNN ⁺	0.139	0.595	60117	874.3%

* Bandwidth=100Mbps, delay=10ms, 30ms or 60 ms, epoch=10, batchsize=128.

+ This network has two hidden layers, the dimensions of the two hidden layers are 32, 32 respectively.

- The speed of CrypTen is so slow, hence we compute the KS and AUC for the model trained locally, and the training time is computed as the (training time for 10 batch) * batch numer/10, where batch number=epoch * number of training samples / batchsize.

TABLE IV.2

EXPERIMENTS FOR MULTI-CLASSIFICATION ON DATASET MNIST

model	tool	training time (s/batch)	speed up
network A	STF	1.685 ⁺	-
network A	SecureNN	4.66	177%
network A	CrypTen	21.10	1152%
network B	STF	30.10 ⁺	-
network B	SecureNN	84.76	183%
Network B	CrypTen	49.38	64.05%
network C	STF	50.70 ⁺	-
network C	SecureNN	137.57	171%
network C	CrypTen	67.35	32.8%
network D	STF	6.89 ⁺	-
network D	SecureNN	20.52	198%
network D	CrypTen	22.88	232%

* Bandwidth=100Mbps, delay=60 ms, batchsize=128. The training time of one batch is computed as the (training time of 10 batches)/10.

+ For the network A and network D we use the option delay=middle, for the network B and network C we use the option delay=low.

TABLE IV.3

EXPERIMENTS FOR DIFFERENT PROTOCOL OF DReLU

dataset	Network	delay	train time		
			$\Pi_{DReLU}^{\text{linear}}$	Π_{DReLU}^{log}	$\Pi_{DReLU}^{\text{const}}$
xindai10	32,32 *	5ms	67s	46s	208s
xindai10	32,32	10ms	113s	52s	208s
xindai10	32,32	30ms	306s	94s	224s
xindai10	32,32	60ms	606s	165s	252s
xindai291	7,7	5ms	226s	93s	204s
xindai291	7,7	10ms	445s	133s	205s
xindai291	7,7	30ms	1307s	308s	253s
xindai291	7,7	60ms	2549s	612s	492s
xindai291	32,32	5ms	234s	123s	928s
xindai291	32,32	10ms	450s	134s	928s
xindai291	32,32	30ms	1332s	296s	979s
xindai291	32,32	60ms	2657s	640s	1284s
Mnist	network A	60ms	7996s	790s	2527s
Mnist	network B	60ms	19125s	26109s	-
Mnist	network C	60ms	23766s	33764s	-
Mnist	network D	60ms	4620s	3230s	25913s

* It means that the full-connected network with two hidden layer, the size of hidden layers are 32, 32. The time is for training 1 epoch. - In this case, memory out occur.

Table IV.2. We do not compare against TFE [DMD⁺18], Rosetta [CHS⁺20] since they do not support private training. The results demonstrate that our system achieves a 177% to 198% speedup on these networks than prior state-of-the-art.

The speed of our STF is faster than SecureNN 282% and 183% for the model network A and network B respectively.

C. Select protocol of DReLU in different cases

Since we present three DReLU protocols with tradeoffs in communication and round complexities. We evaluate the performance of each of these protocols under different network delay. (See Table IV.3.) Our experiments show that in different delay and different network structure, different protocol for DReLU should be used. We recommend user to train 20 batch and compute the training speed as

training speed = $\frac{10}{\text{end time of 20 batch} - \text{end time of 10 batch}}$ and use the protocol such that the training speed is maximal.

V. RELATED WORK

ABY3 [MR18] is a private preserving computing system with three parties. In ABY3, sigmoid is approximated by a piecewise linear function. DReLU is realized by a protocol with communication $O(n)$ and rounds $O(\log n)$.

ABY2.0 [PSSY21] is a private preserving computing system with two parties. The sigmoid is approximated by an piecewise linear function. DReLU is realized by a protocol with communication $O(n)$ and rounds $O(\log n)$.

In ABY3 and ABY2.0, the private preserving training and inference of full-connected neural network is realized, but that of convolution neural network is not realized.

SecureNN [WGC19] is a privacy-preserving computing system in the three-party semi-honest setting. In SecureNN implements its convolutional layer using matrix multiplication. Its DReLU protocol is has $O(n \log n)$ communication and $O(1)$

rounds. SecureNN does not support sigmoid function, and it therefore does not support logistic regression.

TF Encrypted (TFE) [DMD⁺18] is a privacy-preserving machine learning system based on Tensorflow. TFE uses SecureNN as its MPC backend, but modifies some of SecureNN's protocols. For example, TFE supports sigmoid, which is approximated by Chebyshev polynomial. DReLU is implemented using a similar protocol as SecureNN. TFE supports secure inference of full-connected neural network and convolution neural network, but does not support secure training.

Rosetta [CHS⁺20] is a privacy-preserving machine learning framework based on Tensorflow. Rosetta also adapts protocols from SecureNN, but does not support convolutional layer. It currently supports secure inference and training of full-connected neural network. Its sigmoid function is approximated by Chebyshev polynomial.

CrypTFlow [KRC⁺20] is a privacy-preserving computing system in the three-party semi-honest setting. CrypTFlow's ReLU protocol is improved over the constant round protocol from SecureNN. In CrypTFlow sigmoid is not realized, DReLU is realized by an improvement

CrypTFlow2 [RRK⁺20] is a private preserving computing system with two parties. In CrypTFlow2 sigmoid is not realized, DReLU is realized by a protocol with communication $O(n)$ and rounds $O(\log n)$.

In CrypTFlow and CrypTFlow2, Conv2D is realized by matrix multiplication where same mask is used for same elements, but the back propagations of conv2D is not realized. The private preserving inference of full-connected neural network and convolution neural network is realized, but the training for full-connected neural network and convolution neural network is not realized. The operator sigmoid is not realized also.

CrypTen [KVH⁺20] is a private preserving computing system based on PyTorch. CrypTen realize the approximated sigmoid by Newton-Raphson iterations, DReLU is realized by a protocol with communication $O(n)$ and rounds $O(\log n)$. It use the bilinear property of conv2D to realize the MPC protocol of conv2D, and use the bilinear property of conv_transpose2d to realize the MPC protocol of the back propagation to input of Conv2D. For the back propagation to filter of conv2D, a protocol of redundant communication is designed and used.

Falcon [WTB⁺21] is a private preserving computing system with three parties. In Falcon, sigmoid is not realized, DReLU is realized by a protocol with communication $O(n)$ and rounds $O(\log n)$. It realize Conv2D and its back propagations using matrix multiplication. The inference and training for both full-connected neural network and convolution neural network is realized. But in Falcon, there is a security issue (See Appendix A).

SecureNN [WGC19], TFE [DMD⁺18], Rosetta [CHS⁺20], CrypTen [KVH⁺20] in training speed and stability the state of the art in the normal hardware and WAN.

VI. CONCLUSION

We propose a Privacy Preserving Computation System STF. Based on this system, we construct privacy preserving Logistic Regression, Full-connected Neural Network and Convolution Neural Network. The performance of our STF is better than

REFERENCES

- [CHS⁺20] Yuanfeng Chen, Gaofeng Huang, Junjie Shi, Xiang Xie, and Yilin Yan. Rosetta: A Privacy-Preserving Framework Based on TensorFlow. <https://github.com/LatticeX-Foundation/Rosetta>, 2020.
- [DMD⁺18] Morten Dahl, Jason Mancuso, Yann Dupis, Ben Decoste, Morgan Giraud, Ian Livingstone, Justin Patriquin, and Gavin Uhma. Private machine learning in tensorflow using secure computation. *CoRR*, abs/1810.08130, 2018.
- [KRC⁺20] Nishant Kumar, Mayank Rathee, Nishanth Chandran, Divya Gupta, Aseem Rastogi, and Rahul Sharma. CryptFlow: Secure TensorFlow inference. In *2020 IEEE Symposium on Security and Privacy*, pages 336–353. IEEE Computer Society Press, May 2020.
- [KVH⁺20] B. Knott, S. Venkataraman, A.Y. Hannun, S. Sengupta, M. Ibrahim, and L.J.P. van der Maaten. Crypten: Secure multi-party computation meets machine learning. In *Proceedings of the NeurIPS Workshop on Privacy-Preserving Machine Learning*, 2020.
- [MR18] Payman Mohassel and Peter Rindal. ABY³: A mixed protocol framework for machine learning. In David Lie, Mohammad Mannan, Michael Backes, and XiaoFeng Wang, editors, *ACM CCS 2018*, pages 35–52. ACM Press, October 2018.
- [MZ17] Payman Mohassel and Yupeng Zhang. SecureML: A system for scalable privacy-preserving machine learning. In *2017 IEEE Symposium on Security and Privacy*, pages 19–38. IEEE Computer Society Press, May 2017.
- [PSSY21] Arpita Patra, Thomas Schneider, Ajith Suresh, and Hossein Yalame. ABY2.0: Improved mixed-protocol secure two-party computation. In *30. USENIX Security Symposium (USENIX Security’21)*, Virtual Event, August 11–13, 2021. USENIX. To appear. Full version: <https://ia.cr/2020/1225>.
- [RRK⁺20] Deevashwer Rathee, Mayank Rathee, Nishant Kumar, Nishanth Chandran, Divya Gupta, Aseem Rastogi, and Rahul Sharma. CryptFlow2: Practical 2-party secure inference. In Jay Ligatti, Xinming Ou, Jonathan Katz, and Giovanni Vigna, editors, *ACM CCS 20*, pages 325–342. ACM Press, November 2020.
- [WGC19] Sameer Wagh, Divya Gupta, and Nishanth Chandran. SecureNN: 3-party secure computation for neural network training. *POPETs*, 2019(3):26–49, July 2019.
- [WTB⁺21] Sameer Wagh, Shruti Tople, Fabrice Benhamouda, Eyal Kushilevitz, Prateek Mittal, and Tal Rabin. FALCON: Honest-Majority Maliciously Secure Framework for Private Deep Learning. 2021. Give me some credit.
- [xin] Qizhi Zhang, Bingsheng Zhang, Lichun Li, Shan Yin, and Juanjuan Sun. Secure computation for g-module and its applications. *Cryptology ePrint Archive*, Report 2021/857, 2021. <https://ia.cr/2021/857>.

APPENDIX

A. Security issue in Falcon

There is a security issue in Falcon [WTB⁺21]: In the protocol $\Pi_{DIV}(P_1, P_2, P_3)$ (Algorithm 6 in page 9) in [WTB⁺21], P_1, P_2, P_3 get the α such that $2^\alpha \leq b < 2^{\alpha+1}$. There is a lot of the leakage of the information of b .

B. Protocols of Bilinear map

Algorithm 1 Protocol $\Pi_{BM}^{f,pp}$

Input: P_0 hold $a \in A$, P_1 hold $b \in B$.

Output: P_0, P_1 get the shares of $f(a, b)$ over C .

- 1: P_2 generates random $\tilde{a} \in A$, $\tilde{b} \in B$, $\tilde{c}_0 \in C$, and compute $\tilde{c}_1 := f(\tilde{a}, \tilde{b}) - \tilde{c}_0$;
 - 2: P_2 sends \tilde{a}, \tilde{c}_0 to P_0 and sends \tilde{b}, \tilde{c}_1 to P_1 ;
 - 3: P_0 computes $\delta a := a - \tilde{a}$ and send to P_1 ;
 - 4: P_1 computes $\delta b := b - \tilde{b}$ and send to P_0 ;
 - 5: P_0 computes $c_0 := f(\tilde{a}, \delta b) + \tilde{c}_0$, P_1 computes $f(\delta a, b) + \tilde{c}_1$; **return** (c_0, c_1) .
-

Proof of correctness of $\Pi_{BM}^{f,pp}$:

$$\begin{aligned} & f(a, b) \\ &= f(a - \tilde{a}, b) + f(\tilde{a}, b - \tilde{b}) + f(\tilde{a}, \tilde{b}) \\ &= (f(\delta a, b) + \tilde{c}_1) + (f(\tilde{a}, \delta b) + \tilde{c}_0) \end{aligned}$$

Algorithm 2 Protocol $\Pi_{BM}^{f,ps}$

Input: P_0 hold $a \in A$, P_0, P_1 hold the shares of $b = b_0 + b_1 \in B$.

Output: P_0, P_1 get the shares of $f(a, b)$ over C .

- 1: P_0, P_1 call the protocol $\Pi_{BM}^{f,pp}$ to compute $f(a, b_1)$ and get the shares (u_0, u_1)
 - 2: P_0 computes $v = f(a, b_0)$ **return** $(u_0 + v, u_1)$.
-

It easy to see the correctness of the protocol 1.

Algorithm 3 Protocol $\Pi_{BM}^{f,ss}$

Input: P_0, P_1 hold the shares of $a = a_0 + a_1 \in A$, $b = b_0 + b_1 \in B$.

Output: P_0, P_1 get the shares of $f(a, b)$ over C .

- 1: P_2 generates random $\tilde{a}_0, \tilde{a}_1 \in A$, $\tilde{b}_0, \tilde{b}_1 \in B$, $\tilde{c}_0 \in C$, and compute $\tilde{a} := \tilde{a}_0 + \tilde{a}_1$, $\tilde{b} := \tilde{b}_0 + \tilde{b}_1$ and $\tilde{c}_1 := f(\tilde{a}, \tilde{b}) - \tilde{c}_0$;
 - 2: P_2 sends $\tilde{a}_0, \tilde{b}_0, \tilde{c}_0$ to P_0 and sends \tilde{a}_1, \tilde{b}_1 and \tilde{c}_1 to P_1 ;
 - 3: P_0 computes $\delta a_0 := a_0 - \tilde{a}_0$, $\delta b_0 := b_0 - \tilde{b}_0$;
 - 4: P_1 computes $\delta a_1 := a_1 - \tilde{a}_1$, $\delta b_1 := b_1 - \tilde{b}_1$;
 - 5: P_0, P_1 exchange $\delta a_0, \delta a_1, \delta b_0, \delta b_1$, and compute $\delta a := \delta a_0 + \delta a_1$ and $\delta b := \delta b_0 + \delta b_1$;
 - 6: P_0 computes $c_0 := f(\delta a, b_0) + f(\tilde{a}_0, \delta b) + \tilde{c}_0$, P_1 computes $c_1 := f(\delta a, b_1) + f(\tilde{a}_1, \delta b) + \tilde{c}_1$ **return** (c_0, c_1) .
-

Proof of correctness of $\Pi_{BM}^{f,ss}$:

$$\begin{aligned} & f(a, b) \\ &= f(a - \tilde{a}, b) + f(\tilde{a}, b - \tilde{b}) + f(\tilde{a}, \tilde{b}) \\ &= f(\delta a, b_0) + f(\delta a, b_1) + f(\tilde{a}_0, \delta b) + f(\tilde{a}_1, \delta b) + \tilde{c}_0 + \tilde{c}_1 \\ &= (f(\delta a, b_0) + f(\tilde{a}_0, \delta b) + \tilde{c}_0) + (f(\delta a, b_1) + f(\tilde{a}_1, \delta b) + \tilde{c}_1) \end{aligned}$$

The communication complexity of the protocols $\Pi_{BM}^{f,pp}$, $\Pi_{BM}^{f,ps}$, $\Pi_{BM}^{f,ss}$ in following Table A.1:

TABLE A.1
COMMUNICATION COMPLEXITY OF Π_{BM}^f

Protocol	offline com.	online comm.	online round	total comm.
$\Pi_{\text{BM}}^{f,pp}$	$\log C $	$\log A + \log B $	1	$\log A + \log B + \log C $
$\Pi_{\text{BM}}^{f,ps}$	$\log C $	$\log A + \log B $	1	$\log A + \log B + \log C $
$\Pi_{\text{BM}}^{f,ss}$	$\log C $	$2(\log A + \log B)$	1	$2(\log A + \log B) + \log C $

C. Protocol of conv2D and Back Propagation of Conv2D

We give our protocols for conv2D and Back Propagation of Conv2D in Algorithm 4, Algorithm 5, Algorithm 6 and Algorithm 7.

Algorithm 4 Protocol Π_{Conv2D}^{ps}

Input: P_0, P_1 hold the shares of input over $\otimes_{B,m,n,C} A$, and the shares of filter over $\otimes_{C,r,s,D} A$.
 $\frac{\partial \text{loss}}{\partial \text{output}} = \frac{\partial \text{loss}}{\partial \text{output}_0} + \frac{\partial \text{loss}}{\partial \text{output}_1} \in \otimes_{B,m',n',D} A$, $\text{filter} = \text{filter}_0 + \text{filter}_1 \in \otimes_{C,r,s,D} A$.
Output: P_0, P_1 get the shares of output over $\otimes_{B,m',n',D} A$.
 1: P_0, P_1 call the protocol Π_{BM}^{ps} to compute output.

Algorithm 5 Protocol Π_{Conv2D}^{ss}

Input: P_0, P_1 hold the shares of input over $\otimes_{B,m,n,C} A$, and the shares of filter over $\otimes_{C,r,s,D} A$.
 $\frac{\partial \text{loss}}{\partial \text{output}} = \frac{\partial \text{loss}}{\partial \text{output}_0} + \frac{\partial \text{loss}}{\partial \text{output}_1} \in \otimes_{B,m',n',D} A$, $\text{filter} = \text{filter}_0 + \text{filter}_1 \in \otimes_{C,r,s,D} A$.
Output: P_0, P_1 get the shares of output over $\otimes_{B,m',n',D} A$.
 1: P_0, P_1 call the protocol Π_{BM}^{ss} to compute output.

Algorithm 6 Protocol $\Pi_{\text{Con2D}_{\text{bi}}}^{ss}$

Input: P_0, P_1 hold the shares of $\frac{\partial \text{loss}}{\partial \text{output}} = \frac{\partial \text{loss}}{\partial \text{output}_0} + \frac{\partial \text{loss}}{\partial \text{output}_1} \in \otimes_{B,m',n',D} A$, $\text{filter} = \text{filter}_0 + \text{filter}_1 \in \otimes_{C,r,s,D} A$.
Output: P_0, P_1 get the shares of $\frac{\partial \text{loss}}{\partial \text{input}}$ over $\otimes_{B,m,n,C} A$.
 1: P_0, P_1 call the protocol Π_{BM}^{ss} to compute $\frac{\partial \text{loss}}{\partial \text{input}}$.

Communication Complexity The communication in protocol $\Pi_{\text{Con2D}_{\text{bi}}}^{ss}$ and protocol $\Pi_{\text{Con2D}_{\text{bf}}}^{ss}$ is only in the calling of $\Pi_{\text{BM}}^{bf,ss}$, hence we know the communication of protocol $\Pi_{\text{Con2D}_{\text{bi}}}^{ss}$ and protocol $\Pi_{\text{Con2D}_{\text{bf}}}^{ss}$ are in following Table A.2.

D. Protocol of sin

We introduce our protocol to compute $\sin \frac{2k\pi x}{2^m}$ in Algorithm 8.

We give the complexity of communication and round of Π_{Sin}^K and Π_{Sigmoid} in Table A.4.

Algorithm 7 Protocol $\Pi_{\text{Con2D}_{\text{bf}}}^{ss}$

Input: P_0, P_1 hold the shares of $\frac{\partial \text{loss}}{\partial \text{output}} = \frac{\partial \text{loss}}{\partial \text{output}_0} + \frac{\partial \text{loss}}{\partial \text{output}_1} \in \otimes_{B,m',n',D} A$, $\text{input} = \text{input}_0 + \text{input}_1 \in \otimes_{B,m,n,C} A$.
Output: P_0, P_1 get the shares of $\frac{\partial \text{loss}}{\partial \text{filter}}$ over $\otimes_{C,m,n,D} A$.
 1: P_0, P_1 call the protocol Π_{BM}^{ss} to compute $\frac{\partial \text{loss}}{\partial \text{filter}}$.

Algorithm 8 Protocol Π_{Sin}^K

Input: P_0, P_1 hold shares of x over $\frac{1}{2^f} \mathbb{Z}/2^{n-f} \mathbb{Z}$, and a common vector $k \in \mathbb{Z}^K$.
Output: P_0, P_1 get the shares of $\left[\sin \frac{2k\pi x}{2^m} \right]$ over $(\frac{1}{2^f} \mathbb{Z}/2^{n-f} \mathbb{Z})^K$.
 1: P_2 generates random $\tilde{x}_L, \tilde{x}_R \in \frac{1}{2^f} \mathbb{Z}/2^{n-f} \mathbb{Z}$, $u_L, v_L \in (\frac{1}{2^f} \mathbb{Z}/2^{n-f} \mathbb{Z})^K$, and compute $\tilde{x} := \tilde{x}_L + \tilde{x}_R$, $v_L = \left[\sin \frac{2k\pi \tilde{x}}{2^m} \right] - u_L$, $v_R = \left[\cos \frac{2k\pi \tilde{x}}{2^m} \right] - v_L \in (\frac{1}{2^f} \mathbb{Z}/2^{n-f} \mathbb{Z})^K$.
 2: P_2 sends $\tilde{x}_L, \tilde{u}_L, \tilde{v}_L$ to P_0 and sends $\tilde{x}_R, \tilde{u}_R, \tilde{v}_R$ to P_1 ;
 3: P_0 computes $\delta x_L := x_L - \tilde{x}_L$ and send to P_1 ;
 4: P_1 computes $\delta x_R := x_R - \tilde{x}_R$ and send to P_0 ;
 5: P_0, P_1 reconstruct $\delta x := \delta x_L + \delta x_R \in \frac{1}{2^p} \mathbb{Z}/2^{n-p} \mathbb{Z}$, and compute $s := \sin \frac{2k\pi \delta x}{2^m} \in (\frac{1}{2^f} \mathbb{Z}/2^{n-f} \mathbb{Z})^K$, $c := \cos \frac{2k\pi \delta x}{2^m} \in (\frac{1}{2^f} \mathbb{Z}/2^{n-f} \mathbb{Z})^K$ respectively
 6: P_0 compute $w_L := sv_L + cu_L \in (\frac{1}{2^{2f}} \mathbb{Z}/2^{n-2f} \mathbb{Z})^K$, P_1 compute $w_R := sv_R + cu_R \in (\frac{1}{2^{2f}} \mathbb{Z}/2^{n-2f} \mathbb{Z})^K$
 7: Return (w_L, w_R)

E. Protocol of MSB

We give the Protocol $\Pi_{\text{MSB}}^{\text{linear}}$ and $\Pi_{\text{MSB}}^{\text{log}}$ in Algorithm 9 and Algorithm 10.

Algorithm 9 Protocol $\Pi_{\text{MSB}}^{\text{linear}}$

Input: P_0, P_1 hold shares of x over $\mathbb{Z}/2^n \mathbb{Z}$.
Output: P_0, P_1 get shares of $\text{MSB}(x)$ over $\mathbb{Z}/2 \mathbb{Z}$.
 1: P_0 let $c_0^L = 0$, P_1 let $c_0^R = 0$
 2: **for** $i=1$ to $n-1$ **do**
 3: P_0, P_1 compute $c_i := (x_{i-1}^L + c_{i-1})(x_{i-1}^R + c_{i-1}) - c_{i-1}$
 4: **end for**
 5: P_0, P_1 compute $m = x_{n-1}^L + x_{n-1}^R + c_{n-1}$
 6: Return m

Algorithm 10 Protocol $\Pi_{\text{MSB}}^{\text{log}}$

Input: P_0, P_1 hold shares of x over $\mathbb{Z}/2^n \mathbb{Z}$.
Output: P_0, P_1 get shares of $\text{MSB}(x)$ over $\mathbb{Z}/2 \mathbb{Z}$.
 1: P_0, P_1 let $Q_s := P_{\text{int}(s)}$ for all binary string s of length $d(s) = d$;
 2: **for** $i=d-1$ to 0 **do**
 3: P_0, P_1 compute Q_s for all binary string s of length $d(s) = i$
 4: **end for**
 5: Return Q

F. Protocols of DReLU

We introduce the protocol $\Pi_{\text{DReLU}}^{\text{linear}}$ and $\Pi_{\text{DReLU}}^{\text{log}}$ in Algorithm 11 and 12.

We collect the communication complexity of the three protocol for $DReLU$ in the Table A.3.

TABLE A.2
COMMUNICATION COMPLEXITY OF Π_{Conv2D} , $\Pi_{\text{Conv2D}_{\text{bi}}}$, $\Pi_{\text{Conv2D}_{\text{bf}}}$

Protocol	offline com.	online comm.	online round	total comm.
Π_{Conv2D}^{ps}	$(m'n'BD) \log A $	$(mnBC + rsCD) \log A $	1	$(mnBC + rsCD + m'n'BD) \log A $
Π_{Conv2D}^{ss}	$(m'n'BD) \log A $	$2(mnBC + rsCD) \log A $	1	$(2mnBC + 2rsCD + m'n'BD) \log A $
$\Pi_{\text{Conv2D}_{\text{bi}}}^{ss}$	$(mnBC) \log A $	$2(m'n'BD + rsCD) \log A $	1	$(mnBC + 2rsCD + 2m'n'BD) \log A $
$\Pi_{\text{Conv2D}_{\text{bf}}}^{ss}$	$(rsCD) \log A $	$2(mnBC + m'n'BD) \log A $	1	$(2mnBC + rsCD + 2m'n'BD) \log A $

TABLE A.3
COMMUNICATION COMPLEXITY OF Π_{DReLU}

Protocol	offline com.	online comm.	online round	total comm.
$\Pi_{\text{DReLU}}^{\text{linear}}$	n-1	4n-6	n-1	5n-7
$\Pi_{\text{DReLU}}^{\text{log}}$	3(n-1)	8(n-1)	$\lceil \log(n-1) \rceil + 1$	11(n-1)
$\Pi_{\text{DReLU}}^{\text{const}}$	$(2n-1) \log p + 1$	$2n \log p + 3n + \log n - 2$	4	$(4n-1) \log p + 3n + \log n - 1$

* Here p is a prime number with $p \geq n + 2$.

TABLE A.4
COMMUNICATION COMPLEXITY OF Π_{Sigmoid}

Protocol	offline com.	online comm.	online round	total comm.
$\Pi_{\text{Sigmoid}}^{\text{poly}}$	20n	5n	5	25n
$\Pi_{\text{Sin}}^{\text{K}}$	2Kn	2n	1	2(K+1)n
$\Pi_{\text{Sigmoid}}^{\text{fourier}}$	10n	2n	1	12n

Algorithm 11 Protocol $\Pi_{\text{DReLU}}^{\text{linear}}$

Input: P_0, P_1 hold shares of x over $\mathbb{Z}/2^n\mathbb{Z}$

Output: P_0, P_1 get shares of $\text{DReLU}(x)$ over $\mathbb{Z}/2\mathbb{Z}$

- 1: P_0, P_1 run the protocol $\Pi_{\text{MSB}}^{\text{linear}}$ to get the share of $z = \text{MSB}(x)$
 - 2: P_0, P_1 compute the share of $w = 1 - z$
 - 3: Return w
-

Algorithm 12 Protocol $\Pi_{\text{DReLU}}^{\text{log}}$

Input: P_0, P_1 hold shares of x over $\mathbb{Z}/2^n\mathbb{Z}$

Output: P_0, P_1 get shares of $\text{DReLU}(x)$ over $\mathbb{Z}/2\mathbb{Z}$

- 1: P_0, P_1 run the protocol $\Pi_{\text{MSB}}^{\text{log}}$ to get the share of $z = \text{MSB}(x)$
 - 2: P_0, P_1 compute the share of $w = 1 - z$
 - 3: Return w
-