

AN INVESTIGATION AND INSIGHT INTO TERRORISM IN NIGERIA

Aamo Iorliam¹, Raymond U. Dugeri², Beatrice O. Akumba³, and Samera Otor⁴

^{1,2,3,4}Department of Mathematics & Computer Science, BSU, Makurdi, Nigeria

Corresponding author: Iorliam, A. (aamoiorliam@gmail.com).

ABSTRACT

Terrorism is one of the most serious life-challenging threat facing humanity around the world. The activities of terrorist organization threatens peace, disrupts progress and halts all-round development of any nation. Terrorist activities in Nigeria in the last decades has negatively affected the economic growth and has drastically reduced the possibilities of foreign investments in Nigeria. In this paper, statistical and inferential insights are applied to the terrorist activities in Nigeria between 1970 to 2019. Using the Global Terrorism Database (GTD), insights are made on the occurrences of terrorist attacks, the localities of target and the successful and unsuccessful rates of such attacks. The Apriori algorithm is also used in this paper to draw hidden patterns from the GTD in order to aid in the generation of strong rules through database mining, resulting in relevant insights. This understanding of terrorist activities will provide security agencies with the needed information to be one step ahead of terrorist, hence assisting in curbing terrorism in Nigeria.

Keywords: Terrorism, Nigeria, Apriori Algorithm.

1. INTRODUCTION

Terrorism has become so rampant recently in Nigeria due to the porous nature of the land borders and lack of proper digital surveillance of the Nigerian digital space (Yakubu, and Idehen, 2021; Iorliam, 2019). Terrorist cause a lot of unrest, fear and destruction not only in Nigeria but the entire world.

The destruction of lives and properties has been the most detrimental effect of terrorism in Nigeria. This act has also heightened fear, reduced life expectancy, hindered infrastructural development and tainted Nigeria's international image negatively (Agu, 2018).

According to the Global Conflict Tracker (2021), terrorist activities has killed nearly 350,000 people in North-East Nigeria and rendered over 310,000 as refugees in internally displace persons (IDP) camps in Nigeria (Global Conflict Tracker, 2021). Boko Haram terrorist group had claimed responsibility for a number of terror attacks, including the kidnapping of 276 female students in Borno state in 2014 (Varrella, 2021). Again, in 2020, 70 civilians were killed and several others injured in Borno state due to terrorist attacks (GOV.UK, 2020). It is shocking to note that Nigeria ranks third in the most terrorised countries in the world (Institute for Economics and Peace, 2020). These setbacks in Nigeria's growth and stability necessitates the need for identifying and curbing terrorism.

Recently, associative mining has been used to perform the analysis, correlations, associations and insights on different terrorist datasets to curb terrorist attacks around the globe (Khalifa, Taha, Taha and Hassanien, 2019; Li, Li, Tang, and Zhang, 2020; Atsa'am, Wario and Alola, 2021). For example, Khalifa, Taha, Taha and Hassanien (2019) made statistical insights and associative mining for terrorist attacks in Egypt by extracting and reviewing patterns of terrorist attacks in Egypt from the Global Terrorism Database (GTD). Motivated by Khalifa, Taha, Taha and Hassanien (2019), the researchers investigates the GTD to have clear insights into the terrorist activities in Nigeria.

In this paper, statistical derivations are first made to draw out pictorial meanings from the GTD datasets for Nigeria. Furthermore, the Apriori algorithm is used to develop an associative mining model to curb terrorist attacks in Nigeria using the GTD. The associative mining model aid insights into terrorist activities by making correlations and relationships of the numerous terrorist

activities between 1970 to 2019 in Nigeria. The algorithm formulates rules that will serve as red flags in the lead-up to terrorist attacks, while examining closely the frequency or manner in which terrorist activities occur across the States and regions of Nigeria. More so, findings will aid law enforcement agencies in the effective handling of red flags to avert the loss of lives and properties due to terrorist attacks. The rest of the paper is organised as follows. Related works are described in Section 2. Section 3 describes our experiment, datasets used, and research questions. Results and discussions are presented in Section 4. Conclusion and future work are presented in Section 5.

2. RELATED WORKS

The Apriori algorithm was first introduced by Agrawal and Srikant (Agrawal, and Srikant 1994). Since then, it has been applied to different disciplines such as health care (Duru, 2005; Vashisht, Holy, Shah, Elangovanraaj, Johnston, and Coplan, 2020), flood areas prediction and flood risk analysis (Harun, Makhtar, Abd Aziz, Zakaria, and Syed, 2017; Zhong, Wang, Jiang, Huang, Chen, and Hong, 2020), cyber bullying analysis on social media (Zainol, Wani, Nohuddin, Noormanshah, and Marzukhi 2018), and human behaviour analysis (Raihan, Islam, Ghosh, Hassan, Angon, and Kabiraj, 2020) amongst several other applications. Considering terrorist attacks investigation, Singh, Chaudhary and Kaur, (2019) evaluated the terrorist activities from 1970 to 2017 on GTD. The researchers compared the performance of Gaussian Naïve Bayes, Linear Discriminant Analysis, K-Nearest Neighbour, Support Vector Machine, Logistic Regression, and Decision Tree algorithms. They showed that the Logistic regression, Linear Discriminant Analysis, Gaussian Naïve Bayes, and Support Vector Machine all gave prediction accuracies of 82%. Ghalleb, and Amara (2020) predicted terrorist attacks on the GTD and ACLED datasets using Support Vector Machine, Decision Tree, Random Forest and K-Nearest Neighbour algorithms using Tunisia as a case study. They showed that these four algorithms can effectively assist in curbing terrorist activities. Li, Li, Tang, and Zhang (2020) investigated the global cyber space security issues using the Apriori algorithm by comparing the frequencies of words from global professional target websites. They showed that security issues in the global cyber space can be investigated and solutions provided via the use of Apriori algorithm. Sathyavani (2021) used the Random Forest Algorithm, Gaussian Naive Bayes and Decision Tree algorithms on the GTD datasets to predict fear based oppressions in India. The researcher

showed that the Random Forest algorithm achieved the highest fear based oppression prediction accuracy of 96%. Atsa'am, Wario and Alola (2021) investigated and explained why terrorist attack other terrorists using the Apriori algorithm on the GTD datasets and explained how these results can assist in counter terrorism.

3. EXPERIMENTS

The first goal of this experiment is to investigate the Global Terrorism Database (GTD) in order to study and make deductions from the activities of terrorism in Nigeria from 1970-2019. The second goal of this experiment is to have an insight into terrorist activities in Nigeria based on the Apriori algorithm rules generated from the GTD. We use the Apriori algorithm developed by Agrawal, and Srikant (1994), for this research due to the fact that it is the most efficient and commonly used technique in associating how objects are strongly or weakly linked together. To get proper patterns and insights about terrorism and terrorist activities in Nigeria, the Apriori algorithm is deployed. The model using Apriori algorithm determines frequent patterns and association based on the association rules using the GTD with a focus on Nigeria.

The Apriori rules are set in Python based on parameters such as observations ('year', 'month', 'extended', 'provstate', 'multiple', 'success', 'suicide', 'attacktype1_txt', 'targettype1_txt', 'targetsubtype1_txt'), the minimum support of the relation (min_support) in our case set to 0.1, the minimum confidence of relations (min_confidence) in our case set to 0.8, the minimum lift of relations (min_lift) in our case set to 0.01, and the minimum number of items in our rule (min_length) in our case set to 1. These observations are properly described in Section 3.1. Based on the above parameters, the association rules are generated and the three important factors used to evaluate the rules generated in this investigation are the Support, Confidence, and Lift.

For example, if we have $X \Rightarrow Y$, the three important factors are described as follows:

- i. Support: This shows the popularity of an item in a data under consideration. Mathematically, it is expressed as:
$$\text{Support (X)} = (\text{Number of transactions containing (X)}) / \text{Total number of transactions.}$$
- ii. Confidence: This shows the probability of Y happening if X has happened. Mathematically, it is expressed as:

Confidence ($X \Rightarrow Y$) = (Number of Transactions containing both (X and Y)/ Total number of Transactions containing (X))

- iii. Lift: This shows the ratio between Confidence and Support. It is expressed mathematically as:

Lift ($X \Rightarrow Y$) = Confidence ($X \Rightarrow Y$) / Support (X)

In essence, to achieve top rules that we can make deductions and insights from the GTD with a focus on Nigeria, we expect a higher Support closer to 1 (100%), Confidence closer to 1 (100%), and Lift usually greater than 1.

3.1 Datasets

The Global Terrorism Database (GTD) is put together by The National Consortium for the Study of Terrorism and Responses to Terrorism (START) (LaFree, and Dugan, 2007) available at: <https://www.start.umd.edu/gtd> was used to evaluate the proposed method in this paper. It comprises of terrorist activities ranging from the year 1970 to 2019. This dataset has 135 columns and the key 9 features of the dataset used in this paper are described below:

1. iyear: this indicates the year an incident occurred or started
2. imonth: this indicates the month an incident occurred or started
3. extended: shows “Yes” when the duration of an incident is more than 24 hours, or as “No” otherwise
4. provstate: this shows the subnational administrative region where the incident occurred
5. multiple: when an attack is part of a multiple incident, it is reported as “Yes”, or “No” otherwise
6. success: when an incident is successful, it is reported as “Yes”, or “No” otherwise
7. suicide: when an incident is suicide, it is reported as “Yes”, or “No” otherwise
8. attacktype1/attacktype1_txt: this assigns a code (number) to a text (attack type hierarchy). For example, 1-the attacks classified in this category include Assassination, 2-Hijacking, 3-Kidnapping, 4-Barricade Incident, 5-Bombing/Explosion, 6-Armed Assault, 7-Unarmed Assault, 8-Facility/Infrastructure Attack, and 9-Unknown
9. targtype1/targtype1_txt: this assigns a code (number) to a text (general type of target/victim). For example, 1-Business, 2-Government (General), 3- Police, 4-Military, 5-Abortion Related, 6- Airports & Aircraft, 7-Government (Diplomatic), 8-Educational Institution, 9-Food or Water Supply, 10-Journalists & Media, 11- Maritime (Includes

ports and maritime facilities), 12- NGO, 13-Other, 14-Private Citizens & Property, 15- Religious Figures/Institutions, 16-Telecommunications, 17- Terrorists/Non-State Militias, 18-Tourists, 19-Transportation (Other than Aviation), 20-Unknown, 21-Utilities, 22- Violent Political Parties.

The description of the other fields in the datasets are explained in (LaFree, and Dugan, 2007) and the GTD codebook (Codebook: Inclusion Criteria and Variables, 2019).

3.2 Research Questions

In this paper, we ask 3 key research questions that needs to be answered:

1. What are the targets of these terrorist attacks?
2. Do attacks in Nigeria last for more than 24 hours (Extended)?
3. Are attacks in Nigeria usually successful?

4. RESULTS AND DISCUSSIONS

The results from these experiment are presented and explained in two sections as shown in sections 4.1 and 4.2.

4.1 Deductions from the Global Terrorism Database from 1970-2019

Reading the GTD into the Python programming environment and extracting the data of interest which focuses on Nigeria, the relevant figures are achieved. Figure 1 presents the number of attacks that have occurred in Nigeria between 1970-2019.

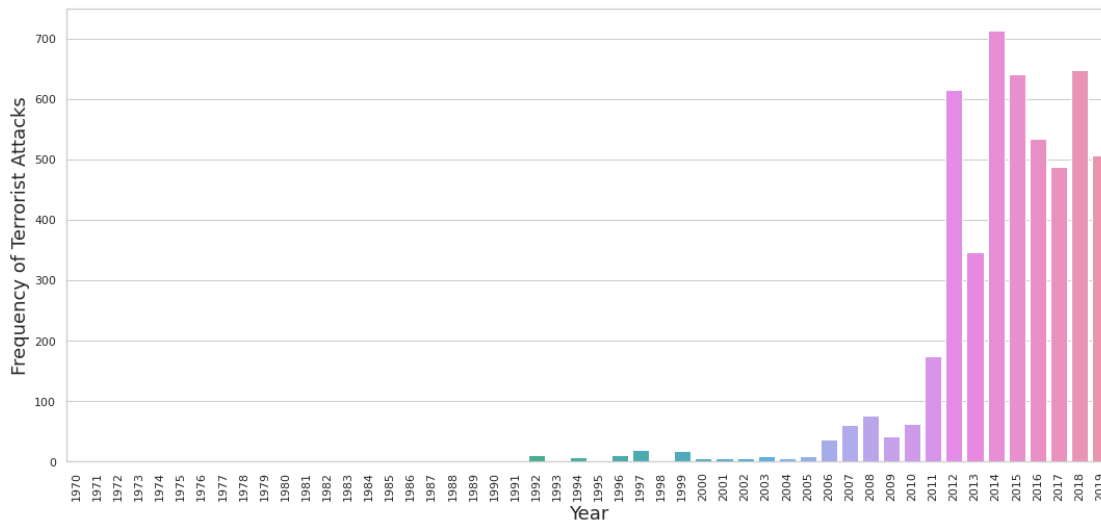


Figure 1: Frequency of Terrorist Attacks VS Years in Nigeria

As shown in Figure 1, the number of attacks occurred more between the year 2011 to 2019. As reported by Global Conflict Tracker (2021), Boko Haram insurgence erupted in 2011 and as such the level of terrorist attacks increased. Specifically, in August 2011, Boko Haram bombed the UN house in Abuja, killing 23 persons. Between 1970 to 2019, the peak of these attacks were in 2012 (12.1%), 2014 (14.1%), 2015 (12.6%), and 2018 (12.8%). The highest frequency of attacks in 2014 (14.1%) as shown in Figure 1 was also described by reliefweb (2015) that Nigeria had 7,512 fatalities, increasing terrorist attacks by 300% and rating Nigeria the third most terrorized country in the world behind Afghanistan and Iraq (reliefweb, 2015). This means that the frequency of terrorist attacks would have not increased if not for the emergence and operations of the Boko Haram in Nigeria. As at 2014, Boko Haram was rated to be the most deadly terrorist group more than ISIL, Taliban, and al-Qa'ida (Institute for Economics and Peace, 2016). Furthermore, an in-depth look at the target areas these terrorist attacks occurred more frequently is shown in Figure 2.

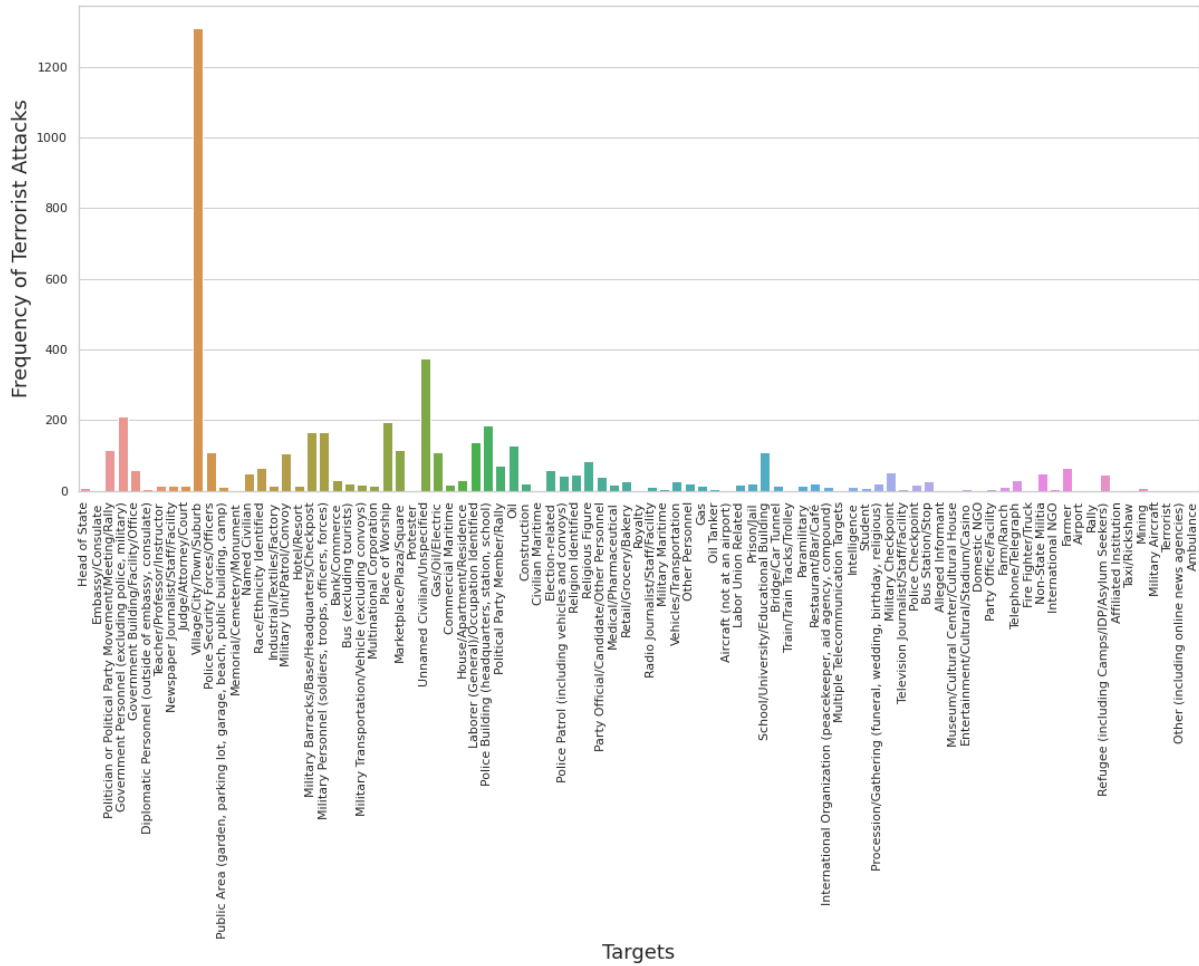


Figure 2: Frequency of Terrorist Attacks VS Targets

From Figure 2, the top three targets with the highest frequency of attacks are the Village/City/Town/Suburb (26.6%), followed by Unarmed Civilians/Unspecified (7.6%), and Government Personnel (excluding police, military) (4.3%). This insight agrees with Sales (2019), where the research showed that terrorist usually target civilians in villages of Nigeria. This means that the Nigerian government needs to improve on securing the villages either by using Vigilante Group of Nigeria or forming community police to safeguard lives and properties. More importantly, the government and law enforcement agencies need to provide digital surveillance to cover not only the City, Town or Suburb but also the villages to secure lives and properties.

Furthermore, to have an insight into attacks that are successfully launched in Nigeria from 1970 to 2019, Figure 3, shows the pie chart.

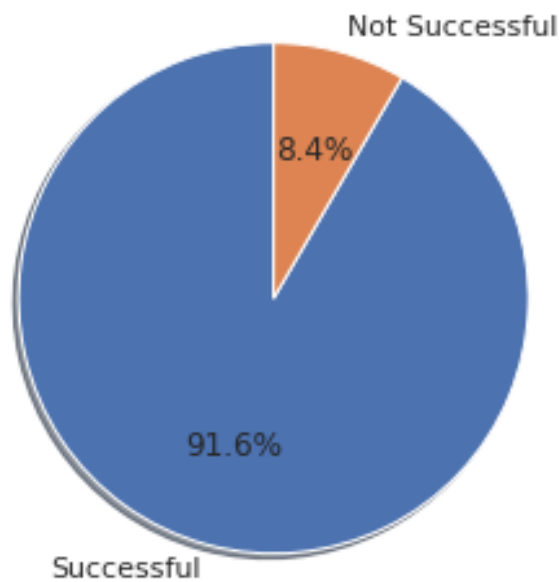


Figure 3: Successful VS Not Successful Attacks in Nigeria 1970-2019

It is observed from Figure 3 that 91.6% of attacks launched in Nigeria were all successful. This is very scary and the Nigerian government and law enforcement agencies need to be very proactive in curbing terrorism or else, soon Nigeria will be inhabitable by its citizens.

Also, Figure 4 shows the ratio of suicidal attacks (weapon carried bodily by human being) and non-suicidal attacks (attack carried out by using other weapon types and not carried by a human being) in Nigeria between 1970 to 2019.

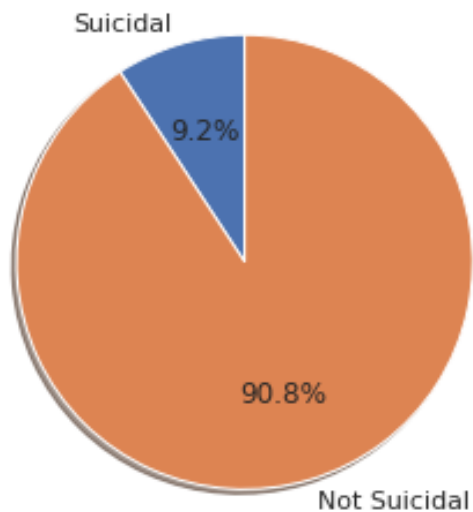


Figure 4: Suicidal Attacks VS Non Suicidal Attacks in Nigeria 1970-2019

It can be observed from Figure 4 that in Nigeria, 90.8% of the attacks are usually non suicidal and only 9.2% of the attacks are suicidal. The implication of this is that most terrorist in Nigeria prefer not to die during their attacks.

Again, Figure 5 shows the heat map indicating states that are more prone to attacks from 1970 to 2019.

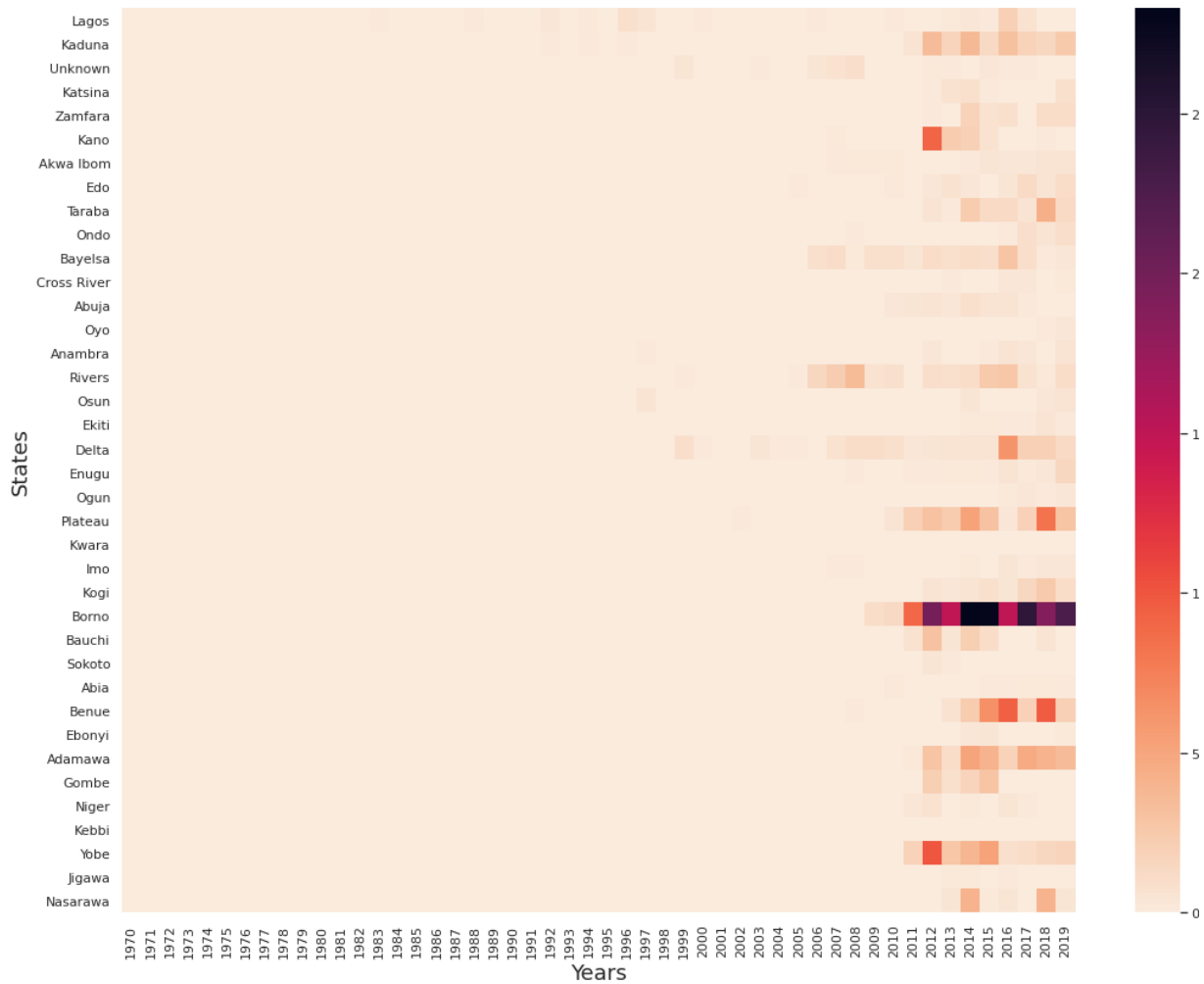


Figure 5: Heat Map of Attacks in Nigeria 1970-2019

It is observed in Figure 5 that terrorist attacks frequently target Borno State, Adamawa State, Yobe State, Benue State, Plateau State, Rivers State, Kaduna State, Plateau State, and Kano State. It is interesting to note that Kwara State, Sokoto State, Eboni State, Kebbi State, and

Jigawa State have little or no attacks since 1970 to 2019. This shows that investors, and tourists should feel safer in these states as compared to other states affected by terrorist attacks in Nigeria. Even though there is need to protect lives and properties in the whole of Nigeria, law enforcement agencies such as the Nigeria Police should be deployed more to the most affected states of Nigeria.

4.2 Deductions Based on the Apriori Algorithm Rules Generated from the Global Terrorism Database from 1970-2019

The Apriori algorithm described in the methodology generated 214 strong rules and 49 out of the 214 strong rules are presented in Table 1. These 49 strong rules are selected and analysed due to their high Confidence, Lift, and relevance in terms of answering the research questions posed in Section 3.2.

Table 1: Strong Rules Based on Confidence and Lift

No.	Left Hand Side	Right Hand Side	Support	Confidence	Lift
1	2012 ⇒	Not Extended	0.11715976331360947	0.9658536585365854	1.1114112684476825
2	2012⇒	Not Suicide	0.11420118343195267	0.9414634146341464	1.0369801243091727
3	2014⇒	Not Extended	0.12347140039447732	0.8779803646563815	1.0102951540644245
4	2014⇒	Not Suicide	0.13274161735700196	0.943899018232819	1.0396628334652167
5	2014⇒	Successful	0.13175542406311638	0.9368863955119215	1.022828170810819
6	2015⇒	Not Extended	0.1136094674556213	0.8985959438377535	1.0340175749562892
7	2018⇒	Successful	0.11775147928994083	0.9212962962962964	1.0058079720547421
8	Not Extended⇒	Armed Assault	0.4287968441814596	0.9362618432385875	1.0773598604674623
9	Not Suicide ⇒	Armed Assault	0.45779092702169627	0.9995693367786392	1.10098121604773
10	Successful⇒	Armed Assault	0.4416173570019724	0.9642549526270457	1.0527072803228084
11	Not Extended ⇒	Bombing/Explosion	0.2493096646942801	0.9976322020520916	1.1479789524294381
12	Extended⇒	Not Suicide	0.13037475345167654	0.9954819277108435	1.0964791165531125
13	Extended⇒	Successful	0.13076923076923078	0.9984939759036146	1.0900870925562718
14	Hostage Taking (Kidnapping) ⇒	Not Suicide	0.12248520710059171	0.9951923076923076	1.0961601129698022

No.	Left Hand Side	Right Hand Side	Support	Confidence	Lift
15	Successful⇒	Hostage Taking (Kidnapping)	0.11972386587771203	0.9727564102564101	1.0619885874246338
16	Multiple⇒	Not Extended	0.31005917159763313	0.9107763615295481	1.0480336252734475
17	Not Suicide ⇒	Not Multiple	0.6051282051282051	0.9174641148325359	1.0105459618077248
18	Successful⇒	Not Multiple	0.5879684418145956	0.8914473684210527	0.9732209642322862
19	Private Citizens & Property⇒	Village/City/Town/S uburb	0.2579881656804734	1.0	2.1133805752396833
20	2012⇒	Successful	0.10552268244575937	0.8699186991869919	1.1078844021296281
21	Successful ⇒	2015	0.10236686390532544	0.8096723868954758	1.0311577497010957
22	2018⇒	Not Suicide	0.10808678500986194	0.8456790123456791	1.0095579450418162
23	Borno⇒	Not Suicide	0.1601577909270217	0.9987699876998771	1.1001007685505926
24	Not Extended⇒	Multiple	0.16351084812623273	0.9089912280701754	1.0459794658002246
25	Successful⇒	Multiple	0.17692307692307693	0.9835526315789475	1.0737751597987217
26	Not Multiple⇒	Not Extended	0.26528599605522685	0.9539007092198584	1.0976569668054204
27	Not Extended⇒	Not Suicide	0.42859960552268245	0.9358311800172265	1.2036184887588377
28	Private Citizens & Property⇒	Not Extended	0.2562130177514793	0.9258731290092659	1.0654055297496545
29	Successful⇒	Not Extended	0.4124260355029586	0.9005167958656332	1.1468525885553278
30	Village/City/Tow n/Suburb⇒	Not Extended	0.16587771203155818	0.90625	1.0428251248297777
31	Not Multiple⇒	Not Suicide	0.2781065088757396	1.0	1.1014555724527482
32	Not Multiple⇒	Successful	0.26469428007889545	0.9517730496453901	1.0390803965766857
33	Private Citizens & Property⇒	Not Suicide	0.2767258382642998	1.0	1.1014555724527482
34	Successful⇒	Not Suicide	0.4414201183431953	0.9638242894056849	1.1505978684452136
35	Village/City/Tow n/Suburb⇒	Not Suicide	0.18303747534516765	1.0	1.1014555724527482
36	Successful⇒	Village/City/Town/S uburb	0.17810650887573964	0.9730603448275862	1.0623204022988506
37	Borno⇒	Not Extended	0.11617357001972387	0.9966159052453469	1.1468094960494575

No.	Left Hand Side	Right Hand Side	Support	Confidence	Lift
38	Not Multiple⇒	Not Extended	0.15976331360946747	0.9963099630996312	1.1464574473252678
39	Not Extended ⇒	Not Suicide	0.15897435897435896	0.9962917181705809	1.146436452819983
40	Borno⇒	Multiple	0.11577909270216963	0.9100775193798449	1.0472294651057226
41	Borno⇒	Private Citizens & Property	0.16962524654832348	0.9502762430939227	1.0374462860650706
42	Successful⇒	Hostage Taking (Kidnapping)	0.10019723865877712	0.8141025641025641	1.3846024823884604
43	Private Citizens & Property⇒	Multiple	0.1940828402366864	0.9283018867924528	1.0224832861259474
44	Village/City/Town/Suburb⇒	Multiple	0.14911242603550295	0.9921259842519684	1.0927826939294982
45	Village/City/Town/Suburb⇒	Successful	0.14694280078895464	0.9776902887139107	1.0673750568000706
46	Borno⇒	Not Multiple	0.10493096646942801	1.0	1.1014555724527482
47	Borno⇒	Successful	0.15325443786982249	0.955719557195572	1.1409225700451024
48	Armed Assault⇒	Private Citizens & Property	0.11183431952662722	1.0	2.2684563758389262
49	Not Extended⇒	Armed Assault	0.13076923076923078	0.9567099567099567	1.2304717099237648

From Table 1, six top strong rules with the highest confidence (1) are “Private Citizens & Property ⇒ Village/City/Town/Suburb, Not Multiple ⇒ Not Suicide, Private Citizens & Property ⇒ Not Suicide, Village/City/Town/Suburb ⇒ Not Suicide, Borno ⇒ Not Multiple, and Armed Assault ⇒ Private Citizens & Property.”

The first top strong rule “Private Citizens & Property ⇒ Village/City/Town/Suburb” shows that the probability of an attack occurring in the “Village/City/Town/Suburb” and on “Private Citizens & Property” is 1 (100%) which is very high. Furthermore, this rule has a high Lift of 2.11338 which shows that there exists a positive correlation between “Private Citizens & Property” and “Village/City/Town/Suburb”. Moreover, the frequency of an attack occurring in the “Village/City/Town/Suburb” and on “Private Citizens & Property” is 25.7988%. This shows that terrorist perform their attacks more on private citizens and properties. Again, it could be

deduced that these attacks occur more in the villages, cities, towns and suburbs. This technically means that terrorist attacks are not only occurring in villages but these attacks have spread to cities, towns and suburbs.

The second top strong rule “Not Multiple \Rightarrow Not Suicide” shows that the probability of an attack been “Not suicide” and “Not Multiple” is 1 (100%) which is very high. Moreover, a Lift of 1.1015 shows that there exists a positive correlation between attacks that are “Not Suicide” and “Not Multiple”. Again, the frequency of an attack been “Not suicide” and “Not Multiple” is 27.81065%. We can infer from this rule that attacks in Nigeria are not due to terrorist carrying out the attacks and in the cause, lose their lives (suicide), but mostly due to terrorist performing these attacks and also preserving their lives.

The third top strong rule “Private Citizens & Property \Rightarrow Not Suicide” shows that the probability of an attack been “Not suicide” and occurring on “Private Citizens & Property” is 1 (100%) which is very high. The third rule has a Lift of 1.1015 which shows that there exists a positive correlation between “Private Citizens & Property” and “Not suicide”. Moreover, the frequency of an attack been “Not suicide” and occurring on “Private Citizens & Property” is 27.67258%. It could be inferred again that private citizens and properties in Nigeria are the target of terrorist attacks.

Again, the fourth top strong rule “Village/City/Town/Suburb \Rightarrow Not Suicide” shows that the probability of an attack been “Not suicide” and in the “Village/City/Town/Suburb” is 1 (100%) which is very high. Furthermore, the fourth rule has a Lift of 1.1015 which shows that there exists a positive correlation between “Not suicide” and “Village/City/Town/Suburb”. Also, the frequency of an attack been “Not suicide” and occurring in the “Village/City/Town/Suburb” is 18.3037%. This agrees to the fact that terrorist attacks occur more in the villages, cities, towns and suburb in Nigeria.

The fifth top strong rule “Borno \Rightarrow Not Multiple” shows that the probability of an attack been “Not Multiple” and occurring in “Borno” is 1 (100%) which is very high. Moreover, the fifth rule has a Lift of 1.014556 which shows that there exists a positive correlation between “Not Multiple” and “Borno”. Furthermore, the frequency of an attack been “Not Multiple” and occurring in “Borno” is 10.4930966%. Even though every state in Nigeria needs maximum

security, Borno state has the highest number of attacks based on the confidence of 1 and Lift of 1.014556. Hence, law enforcement agencies and the Nigerian government should improve on physical security and digital surveillance in Borno state.

The sixth top strong rule “Armed Assault \Rightarrow Private Citizens & Property” shows that the probability of an attack type been an “Armed Assault” and occurring on “Private Citizens & Property” 1 (100%) which is very high. The sixth rule has a lift of 1.2305 which shows a very high correlation between “Armed Assault” and “Private Citizens & Property”. Moreover, the frequency of an attack type been “Armed Assault” and occurring on “Private Citizens & Property” is 11.18343%. This means that guns and weapons are usually used by terrorist attackers to destroy lives and properties in Nigeria. It could be inferred that there could a free influx of weaponry in Nigeria to grant terrorist access to these weapons. Another reason for this could be that there exists a high chance of several locally manufactured weapons in Nigeria. The law enforcement agencies and Nigerian government needs to curb the influx of these weapons to weaken/curb the activities of terrorists in Nigeria. Moreover, law enforcement agencies need to perform more investigations in discovering illegal weapon manufacturing companies/homes.

To further answer the research questions raised, the rules that contain “Not Extended” on the RHS shows that attacks were “Not Extended” in “2012”, attacks were “Not Extended” in “2014”, attacks were “Not Extended” in “2015”, attacks were “Not Extended” and “Not Multiple”, attacks were “Not Extended” on “Private Citizens & Property”, attacks were “Not Extended” and “Successful”, attacks were “Not Extended” in “Village/City/Town/Suburb”, attacks were “Not Extended” in “Borno”, and attacks were “Not Extended” and “Not Multiple”. Based on this rule, we can infer that terrorist attacks in some parts of Nigeria are yet to extend for more than 24 hours. However, law enforcement agencies and the Nigerian government should act quickly to avoid attacks getting to the level of extending for more than 24 hours in such areas.

Furthermore, results from the experiment with the rule “Successful” on the RHS shows that attacks in Nigeria were “Successful” in “2014”, attacks were “Successful” in “2018”, attacks were “Successful” and “Extended”, attacks were “Successful” in “2012”, attacks were “Successful” and “Not Multiple”, attacks were “Successful” in the “Village/City/Town/Suburb”, and attacks were “Successful” in “Borno”. It can be inferred from this rule that most of the

attacks in Nigeria have been successful. Again, it is noted that some attacks that were successful also occurred longer than 24 hours (Extended). This means that law enforcement agencies and the government need to act very fast in curbing these attacks.

Again, from the experiment, the rules that contain “Borno” on the LHS shows that attacks that are “Not Suicide” occur in “Borno”, attacks that are “Not Extended” occur in “Borno”, attacks that are “Multiple” occur in “Borno”, attacks that are on “Private Citizens & Property” happen in “Borno”, attacks that are “Not Multiple” happen in “Borno”, and attacks that are “Successful” happen in “Borno”. From this rule, it is clear that attacks appear to occur more frequently in Borno state as compared to other states. This does not in any way mean that other states are not affected by terrorist attacks. Hence, law enforcement agencies and the government needs to concentrate more efforts in curbing terrorist attacks in Borno state and other affected states.

5. CONCLUSION AND FUTURE WORK

Terrorism has negatively affected the entire world and Nigeria is not excluded. In this paper, we investigated and made insights into terrorist activities in Nigeria. From the experiments, we observed that the number of attacks increased tremendously from 2011 to 2019. Moreover, the target with the highest frequency of attacks is the Village/City/Town/Suburb. Again, our experiment supported our conjecture that attacks in Nigeria are mostly successful. The main application of this work can be used to assist law enforcement agencies in curbing terrorist attacks in Nigeria. In our future work, we plan to use Power laws such as the Benford’s law and Zipf’s law in the investigation of terrorist attacks in Nigeria.

REFERENCES

- Agrawal, R., and Srikant, R. (1994, September). Fast algorithms for mining association rules. In *Proc. 20th int. conf. very large data bases, VLDB* (Vol. 1215, pp. 487-499).
- Agu, Z. (2018). Terrorism in Nigeria: causes and effects. Available: <https://www.legit.ng/1210342-terrorism-nigeria-effects.html#:~:text= Terrorists%20in%20Nigeria%20create%20more%20unsafe%20places%20that,tourism%20and%20reduces%20the%20rates%20of%20foreign%20investments.>
- Altay, A., Baykal-Gürsoy, M., and Hemmer, P. (2020). Behavior Associations in Lone-Actor Terrorists. *Terrorism and Political Violence*, 1-29.
- Atsa'am, D. D., Wario, R., and Alola, U. V. (2021). Why Do Terrorists Attack Other Terrorists? Knowledge Discovery from the Global Terrorism Database. *The International Journal of Intelligence, Security, and Public Affairs*, 1-14.
- Codebook: Inclusion Criteria and Variables (2019). College Park, Maryland USA: National Consortium for the Study of Terrorism and Responses to Terrorism.
- Duru, N. (2005, September). An application of apriori algorithm on a diabetic database. In *International Conference on Knowledge-Based and Intelligent Information and Engineering Systems* (pp. 398-404). Springer, Berlin, Heidelberg.
- Ghaleb, A. E. K., and Amara, N. E. B. (2020, July). Terrorist Act Prediction Based on Machine Learning: Case Study of Tunisia. In *2020 17th International Multi-Conference on Systems, Signals & Devices (SSD)* (pp. 398-403). IEEE.
- Global Conflict Tracker (2021). Boko Haram in Nigeria. Available: <https://www.cfr.org/global-conflict-tracker/conflict/boko-haram-nigeria.>
- GOV.UK (2020). Foreign travel advice: Nigeria. Available: <https://www.gov.uk/foreign-travel-advice/nigeria/terrorism.>
- Harun, N. A., Makhtar, M., Abd Aziz, A., Zakaria, Z. A., and Syed, F. (2017). The application of apriori algorithm in predicting flood areas. *management*, 17, 18.
- Institute for Economics and Peace: Global Terrorism Index 2016: Measuring and Understanding the Impact of Terrorism. The Institute for Economics and Peace (IEP) (2016).
- Institute for Economics and Peace: Global Terrorism Index 2020: Measuring the Impact of Terrorism. The Institute for Economics and Peace (IEP) (2020).
- Iorliam, A. (2019). *Cybersecurity in Nigeria: A Case Study of Surveillance and Prevention of Digital Crime*. Springer.
- Khalifa, N. E. M., Taha, M. H. N., Taha, S. H. N., and Hassanien, A. E. (2019, March). Statistical Insights and Association Mining for Terrorist Attacks in Egypt. In *International*

- Conference on Advanced Machine Learning Technologies and Applications* (pp. 291-300). Springer, Cham.
- LaFree, G., and Dugan, L. (2007). Introducing the global terrorism database. *Terrorism and political violence*, 19(2), 181-204.
- Li, Z., Li, X., Tang, R., and Zhang, L. (2020). Apriori Algorithm for the Data Mining of Global Cyberspace Security Issues for Human Participatory Based on Association Rules. *Frontiers in Psychology*, 11, 2680.
- Raihan, M., Islam, M. T., Ghosh, P., Hassan, M. M., Angon, J. H., and Kabiraj, S. (2020, July). Human Behavior Analysis using Association Rule Mining Techniques. In *2020 11th International Conference on Computing, Communication and Networking Technologies (ICCCNT)* (pp. 1-5). IEEE.
- Reliefweb (2015), Global Terrorism Index 2015: Measuring and Understanding the Impact of Terrorism. Available: <https://reliefweb.int/report/world/global-terrorism-index-2015-measuring-and-understanding-impact-terrorism>.
- Sales, N.A. (2015), Country Reports on Terrorism 2019. Available: <https://www.state.gov/wp-content/uploads/2020/06/Country-Reports-on-Terrorism-2019-2.pdf>.
- Sathyavani, K. (2021). Machine Learning-based prediction of Terrorism and Threats. *Journal of Advances in Computing and Information Technology*, 1(1), 22-28.
- Singh, K., Chaudhary, A. S., and Kaur, P. (2019, August). A machine learning approach for enhancing defence against global terrorism. In *2019 Twelfth International Conference on Contemporary Computing (IC3)* (pp. 1-5). IEEE.
- Varrella, S. (2021). Deaths caused by Boko Haram in 2019, By State. Available: <https://www.statista.com/statistics/1197570/deaths-caused-by-boko-haram-in-nigeria/>.
- Vashisht, A., Holy, C., Shah, S., Elangovanraaj, N., Johnston, S., and Coplan, P. (2020). PIN108 Using the Apriori Algorithm to Identify Risk Factors Associated with Survival and Mortality Among COVID-19 Patients. *Value in Health*, 23, S561.
- Yakubu, A., and Idehen, R. (2021). Border Patrol and Surveillance in The Control Of Transnational Terrorism In Nigeria And Niger.
- Zainol, Z., Wani, S., Nohuddin, P. N., Noormanshah, W. M., and Marzukhi, S. (2018). Association analysis of cyberbullying on social media using apriori algorithm. *International Journal of Engineering & Technology*, 7(4.29), 72-75.
- Zhong, M., Wang, J., Jiang, T., Huang, Z., Chen, X., and Hong, Y. (2020). Using the Apriori Algorithm and Copula Function for the Bivariate Analysis of Flash Flood Risk. *Water*, 12(8), 2223.