

RetrievalSum: A Retrieval Enhanced Framework for Abstractive Summarization

Chenxin An¹, Ming Zhong², Zhichao Geng¹, Jianqiang Yang¹, Xipeng Qiu^{*1}

¹Shanghai Key Laboratory of Intelligent Information Processing, Fudan University

¹School of Computer Science, Fudan University

²University of Illinois at Urbana-Champaign

{cxan20, zcgen20, jqyang20, xpqiu}@fudan.edu.cn, mingz5@illinois.edu

Abstract

Existing summarization systems mostly generate summaries purely relying on the content of the source document. However, even for humans, we usually need some references or exemplars to help us fully understand the source document and write summaries in a particular format. But how to find the high-quality exemplars and incorporate them into summarization systems is still challenging and worth exploring. In this paper, we propose RETRIEVALSUM, a novel retrieval enhanced abstractive summarization framework consisting of a dense Retriever and a Summarizer. At first, several closely related exemplars are retrieved as supplementary input to help the generation model understand the text more comprehensively. Furthermore, retrieved exemplars can also play a role in guiding the model to capture the writing style of a specific corpus. We validate our method on a wide range of summarization datasets across multiple domains and two backbone models: BERT and BART. Results show that our framework obtains significant improvement by 1.38 ~ 4.66 in ROUGE-1 score when compared with the powerful pre-trained models, and achieve new state-of-the-art on BillSum. Human evaluation demonstrates that our retrieval enhanced model can better capture the domain-specific writing style.

Introduction

Text summarization aims to compress a document automatically into a shorter text while retaining the main idea. Generally, existing summarization systems can be classified either extractive (Nallapati, Zhai, and Zhou 2017; Zhong et al. 2019) or abstractive (Nallapati et al. 2016; See, Liu, and Manning 2017). Recently, the application of pre-trained language models in text summarization has attracted increasing attention and achieved state-of-the-art (Liu and Lapata 2019; Lewis et al. 2020) performance.

However, most existing summarization systems purely rely on the source document, which makes the model suffer from problems such as *content deviation* and *inconsistent writing style* (Jin, Wang, and Wan 2020; Cao et al. 2018; Saito et al. 2020) at the same time. Regarding the first issue, recent work (Li et al. 2018; Dou et al. 2020) reveals that even for the powerful pre-trained models, a single document is

Source Report: The 34-year-old, who won 10,000m gold eight days ago, was swamped by his rivals in the final lap and Ethiopia's Muktar Edris broke clear to win gold Britain's Farah kicked again to take silver at the London stadium in his final major track champions...

Exemplar 1: *British swimmer Jack Burnell missed out on a medal at the world championships, finishing fourth in the 10km event.*

Exemplar 2: *Great Britain finished second at the european cross country championships as they narrowly missed out on topping the medal table for a 14th year in a row.*

Exemplar 3: *Beth Tweddle missed out on a second medal in berlin as she finished fourth in her floor final at the championships on sunday.*

BART: Mo Farah became the first Briton to win 10,000 m gold and 4x100m relay medals at the world athletics championships.

Our Model: Great Britain's Farah missed out on a fifth gold medal of the world athletics championships as he finished second in the 5,000 m in a sprint finish.

Gold Summary: Mo Farah missed out on a fifth major championships distance double in a row as he finished second in the 5,000 m at the world athletics championships.

Figure 1: An case study from XSum dataset where the source document is a sports news. We retrieve three exemplars from the training corpus which are summaries of other sports events. The blue, green, orange text represents the key information required in sport news: the result of the sports event, the name of the event and the ranking of the athletes. Our model RETRIEVALSUM can generate more relevant and correctly formatted summaries than BART.

not enough for the model to fully understand its content and generate a qualified summary. Thus they attempt to explore external guidance such as highlighted sentences, keywords to assist the generation process. On the other hand, in many application scenarios such as government reports and scientific papers, the abstracts are expected to be written in a formal and specific style, which is a capability that general-purpose abstractive models do not have. A natural way is to introduce some domain-specific writing templates to teach the model to generate text that meets the requirements. Intuitively, for humans, providing content-related *exemplars* in the same domain can greatly facilitate the process of understanding the source document and writing summaries in a particular format. We can directly instantiate the *exemplars* here as

* Corresponding author.

the reference summaries in the training corpus with following motivations: 1) gold summaries from the training corpus are high-quality and easy-to-obtain resources; 2) reference summaries contain highly condensed domain-specific knowledge; 3) learning from the writing style in the same domain is essential to write a consistent and coherent summary. Figure 1 is a case study from XSum dataset (Narayan, Cohen, and Lapata 2018), we show three retrieved exemplars from other sports news in the training set of XSum. Text colored in blue, green and orange indicate the result of the sporting event, the name of the event and the ranking of the athletes, respectively. Without the help of exemplars, even the state-of-the-art model BART (Lewis et al. 2020) generates summary with deviated content and incorrect format. In addition to serving as background knowledge and templates, there are scenarios where different documents are not isolated from each other, and retrieving exemplars to provide more relevant information is indispensable. For example, the summarization dataset AMI (McCowan et al. 2005) consists of many consecutive meetings on product design, so in this case, important decisions made in previous meeting are also critical to summarize the current meeting.

In this paper, we propose RETRIEVALSUM, a retrieval augmented framework for abstractive summarization. Our model consists of two modules: *Retriever* and *Summarizer*. A simple idea to construct the retriever is applying term-based systems such as TF-IDF, BM25. However, we expect our retriever gaining a thorough comprehension of the query document and its candidate exemplars instead of directly performing lexical matching. Motivated by the assumption that a better summary should be closer to the source document in semantic space (Zhong et al. 2020), we design our exemplars retrieval as a semantic matching process and implement our *Retriever* by a Siamese Network with contrastive learning. The second module *Summarizer* generates the summary not only relying on source document but also the retrieved exemplars. To force our model learn the structure of the exemplars, we perform group alignment (Bao and Zhang 2021) on each sentence in the exemplars and the generated summary. In open-domain text generation, Zou et al. (2021) achieves substantial improvement via scoring the candidates produced by beam search conditioned on the given prompt. With the similar motivation, we introduce ROUGE Credit (An et al. 2021) to encourage the model to select the candidate summary with high relevance and style consistency with the retrieved exemplars from beam search as the final generation result.

Our analysis illustrates that our retriever provides better exemplars than sparse retrieval method TF-IDF. In scientific domain, the quality of our retrieved exemplars is comparable with the ones obtained by *citation*. Experiments on seven mainstream summarization dataset across multiple domains with two strong backbone models BertAbs (Liu and Lapata 2019) and BART (Lewis et al. 2020) all confirm the effectiveness of RETRIEVALSUM. Particularly, we obtain **4.79 / 1.31 / 4.66** ROUGE-L improvements on BART baseline respectively for BillSum (US congressional bills), PubMed (papers) and AMI (meeting transcripts). Moreover, our framework can easily achieve new state-of-the-art on BillSum when building on the large-version of pre-trained models. The large jumps

in performance indicates that datasets with requirements on format and background knowledge benefit the most from our approach. Human evaluation also shows that our generation results achieve close-to-human performance in terms of writing style and concrete expressions.

Related Work

Summarization with Guidance

Previous work show that generate summarization purely relies on document results in *inconsistent writing style* and *content deviation* (Cao et al. 2018; Jin, Wang, and Wan 2020). To solve these problems, they enhance the task by adding several types of guidance signals. An intuitive idea is to extract some keywords (Li et al. 2018) as a guidance and incorporate them into the decoding stage. As an extension for the keywords based guidance, Jin, Wang, and Wan (2020); Huang, Wu, and Wang (2020) first extract relation triples and entities from the input document and then encode these relations by Graph Neural Networks. A concurrent related work is GSum (Dou et al. 2020) which is a general framework making use of various type of guidance. In the scientific domain, it is more challenging for the model to understand the paper. Thus An et al. (2021) propose a summarization task with the guidance signals from citation graph. However, not all datasets naturally provide the relation between samples, and it is still needed to perform automatic retrieval.

Template-based Methods

Early works (Oya et al. 2014; Cao et al. 2018; Gao et al. 2019) have focused on utilizing task-specific templates to make the generation results more informative before large pre-trained models successfully applied in generation tasks. Oya et al. (2014) construct templates for meeting using multi-sentence fusion algorithm. Cao et al. (2018) form a retrieve-rerank-rewrite pipeline to facilitate templates. Gao et al. (2019) find that court judgments always required a particular style thus they manually build prototype document-summary pairs and employ explicit prototype editing. Compared with these methods, our framework do not require human involvement and applicable to most backbone models. Due to our exemplars are not human-made, only one exemplar will lead to error accumulation hence we provide the pre-trained backbone multiple exemplars and let the model implicitly learn which exemplar to refer to by the seq2seq loss.

Method

In this section, we describe our summarization pipeline in detail.

Problem Formalization

Text summarization is usually considered as a sequence-to-sequence task. Given a document $X = (w_1, w_2, \dots, w_n)$ consisting of n words, the goal of the model is to generate a shorter summary $Y = (w_1, w_2, \dots, w_m)$. We introduce a knowledge base \mathcal{K} on this basis, which can be the current dataset or an additional corpus. Before feeding the document X into the model, we firstly retrieve some semantically-close exemplars $\mathcal{E} = (E_1, E_2, \dots, E_{|\mathcal{E}|})$ from

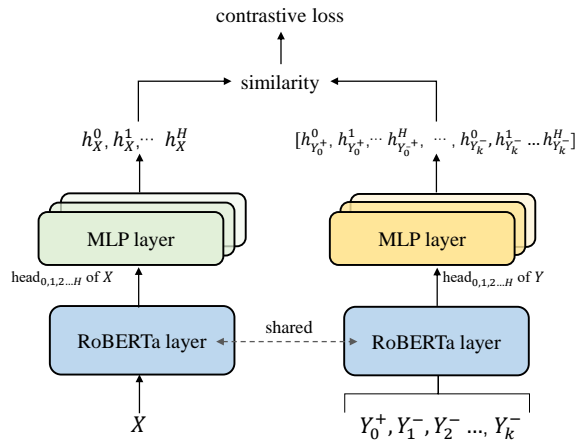


Figure 2: Overview of retriever. X is the input document and $Y_0^+, Y_1^-, \dots, Y_k^-$ are its corresponding candidates exemplars from \mathcal{K} where Y_i^+ / Y_i^- means the i -th positive/negative candidates. Whether a candidate Y_i is positive or negative is determined by the ROUGE score between Y_i and the target summary of X .

\mathcal{K} . Here, E can either be a document or a target summary. The objective of our framework is to model the conditional distribution $P(Y|X; \mathcal{E})$. We instantiate \mathcal{K} as the training set, that is, $\mathcal{K} = \{(X_1, Y_1), \dots, (X_{|\mathcal{K}|}, Y_{|\mathcal{K}|})\}$ consisting of $|\mathcal{K}|$ document-summary pairs. In this work, we instantiate \mathcal{E} as a set of target summaries, $\mathcal{E} = (Y_1, \dots, Y_{|\mathcal{E}|})$.

Retriever

Different from the existing summarization system, we introduce a component called *retriever* to retrieve some useful exemplars to help the entire summarization process. Formally, given a document X , retriever need to find a set of reference summaries \mathcal{E} from \mathcal{K} , where \mathcal{E} should have the highest similarity scores with X . We conceptualize this retrieval procedure as a semantic text matching problem with the assumption that better exemplars should be semantically closer to the source document. Inspired by Zhong et al. (2020), we utilize a Siamese Network architecture to match the document X and the candidate exemplars. As is shown in Figure 2, the current document X and some candidate exemplars Y_0, Y_1, \dots, Y_k are input into a shared encoder layer and a non-shared MLP layer to get their respective representations through the special token ‘[CLS]’. We use the ROUGE score of Y_i and Y to determine whether the current candidate is a positive or negative sample, where the positive sample should have a higher similarity score with X .

Coarse-grained Ranking Matching source document to all candidates in \mathcal{K} will result in out of memory problem because the size of training set is usually excessively large. Thus it is necessary to perform a coarse-grained ranking first. Concretely, we use a BertExt model (Liu and Lapata 2019) to extract the salience sentences in document X . Then we calculate the ROUGE score between the extractive sentences in X and all the candidates. In the experiments of this pa-

per, after coarse-grained ranking, we reserve 100 candidate exemplars with the highest scores for each document.

Contrastive Loss Instead of using the whole corpus \mathcal{K} , we sample a subset for training our retriever to save time. We denote the candidates set after coarse-gained ranking as \mathcal{C} . We sort all the candidate exemplars in \mathcal{C} by the ROUGE score with reference summary Y , and select top 8% candidates with the highest score as positive samples in the experiments. We choose cosine similarity score as our similarity score and adopt a form of a contrastive loss function proposed in MoCo (He et al. 2020):

$$\mathcal{L} = \sum_{j=1}^{|\mathcal{C}^+|} -\log \frac{\exp(s_j^+/\tau)}{\exp(s_j^+/\tau) + \sum_i \exp(s_i^-/\tau)}, \quad (1)$$

where τ is a temperature hyper-parameter, $s_j^+ = \cos(\mathbf{h}_X, \mathbf{h}_{Y_j^+})$ and $s_i^- = \cos(\mathbf{h}_X, \mathbf{h}_{Y_i^-})$ is the cosine score of positive and negative samples, $|\mathcal{C}^+|$ is the size of positive sample set and $\mathbf{h}_X, \mathbf{h}_{Y_j^+}, \mathbf{h}_{Y_i^-}$ are the representation of the document X , the j -th positive candidate, i -th negative candidate, respectively. To allow our model to utilize information from different representation subspaces, we extend the computation of cosine similarity to multi-head. The procedure of computing multi-head similarity score between X and candidates is similar with multi-head attention in Transformer (Vaswani et al. 2017). The similarity score calculated from the k -th head is:

$$(s_j^+)^k = \cos(\mathbf{h}_X^k, \mathbf{h}_{Y_j^+}^k), \quad (2)$$

$$(s_i^-)^k = \cos(\mathbf{h}_X^k, \mathbf{h}_{Y_i^-}^k). \quad (3)$$

The final contrastive loss is derived by summing up the loss over all heads:

$$\mathcal{L} = \sum_{k=1}^H \sum_{j=1}^{|\mathcal{C}^+|} -\log \frac{\exp((s_j^+)^k/\tau)}{\exp((s_j^+)^k/\tau) + \sum_i \exp((s_i^-)^k/\tau)}, \quad (4)$$

where H is the number of heads. We obtain the final exemplars set \mathcal{E} by the voting result of all the H heads. Concretely, each head will select its top e best candidates based on cosine similarity during inference. Among the selected candidates from all head, we further choose the top e most frequently occurring summaries to form the final exemplars set \mathcal{E} .

Summarizer

To ensure that our framework can be orthogonal to the existing seq2seq models, we use two simple methods group alignment and ROUGE Credit. Figure 3 shows the architecture of our RETRIEVALSUM system, the encoder-decoder framework here can be instantiated with any popular pre-trained models without modifying internal structure. Specifically, we synthesize the document X and the corresponding exemplars \mathcal{E} in a single input sequence $S = (X, E_1, E_2, \dots, E_{|\mathcal{E}|})$. They are separated by the special tokens ‘[SEP]’ and ‘[CLS]’. In the inference stage, we introduce the ROUGE credit method so that exemplars can guide the model to learn the summary format of the current corpus.

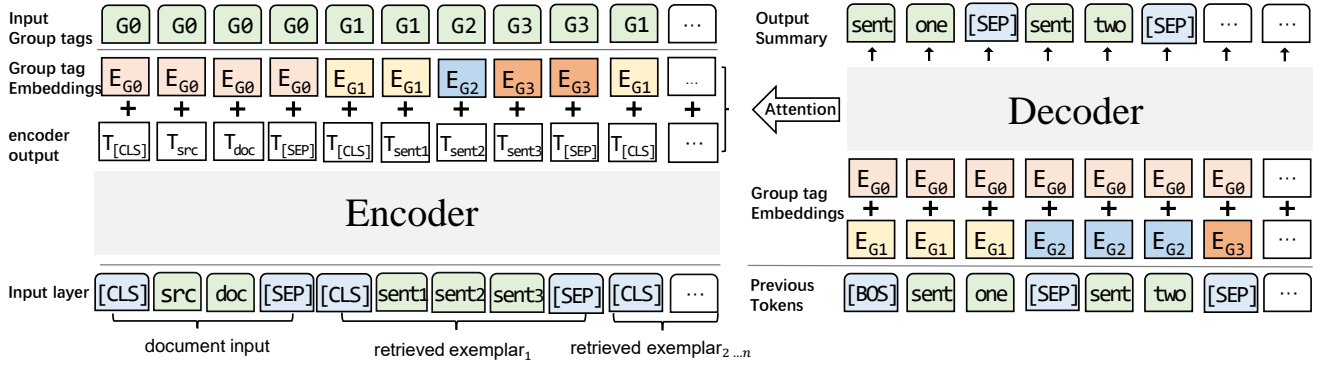


Figure 3: Architecture of the summarizer with retrieved exemplars. Except for the source document, exemplars are also fed into the encoder. We make the exemplars guide the generation sentence by sentence. The encoder and the decoder are linked by group tag embeddings, which allow the decoder to attend the k -th sentences in all the exemplars while decoding the k -th sentence.

Group Alignment Inspired by the success of contextualized rewriting with group alignment (Bao and Zhang 2021), we force the model to learn from the exemplars by aligning sentences. By aligning the sentences in the generated summary with the sentences in the exemplars, we expect that the model can learn the structural style of summary shared in the same domain. Take scientific domain as an example, the structure of abstract usually follows the same paradigm: problem definitions, motivation, proposed methods, and experimental results.

As is shown in Figure 3, we add group tag embedding in both encoder and decoder. For the i -th sentences in each exemplar, we set its group index as $G_i = i$. In other words, we add a randomly initialized group tag embedding with index i to the representation of each token in the i -th sentence. Besides, we also introduce the group tag G_0 to tokens in the source document X to distinguish X from the exemplars. We obtain the encoder output \mathbf{h}_{enc} by:

$$\mathbf{h}_{enc} = \text{Encoder}(S) + E(G_i), \quad (5)$$

where $E(\cdot)$ is the group tag embedding layer.

In addition to the '[BOS]' and '[EOS]' tokens which are necessary for the generation model, token '[SEP]' is also inserted into the target summary sequence Y as a indicator of sentences boundaries. Similar to the group tag in the exemplars, we set the group index for the i -th sentences in the generated summary as $G_i = i$. We also add the document group tags G_0 to the tokens in the output summary. Thus we get the decoder output at step k as:

$$\mathbf{h}_{dec}^k = \text{Decoder}(\mathbf{h}_{enc}, \mathbf{h}_{dec.in}^{<k}), \quad (6)$$

$$\mathbf{h}_{dec.in} = \text{Emb}(\mathbf{t}) + E(G_i) + E(G_0), \quad (7)$$

where \mathbf{t} is the target sequence, $\text{Emb}(\cdot)$ is the token embedding layer and $\mathbf{h}_{dec.in}$ represents the input embedding to the decoder at the current step. Therefore, while generating the beginning/middle/end of the summary, the decoder can pay more attention to the corresponding part in the exemplars without losing the information in the source document.

Finally, our training object is to minimize the cross entropy loss:

$$\mathcal{L}_\theta = -\frac{1}{n} \sum_{k=1}^n \log P(t_k | \mathbf{t}_{<k}, X, \mathcal{E}, \theta), \quad (8)$$

$$P(t_k | \mathbf{t}_{<k}, X, \mathcal{E}, \theta) = \text{softmax}(W \mathbf{h}_{dec}^k), \quad (9)$$

where $W \in \mathbb{R}^{vocab \times d}$ is a trainable parameter, we use weight sharing between W and the token embedding matrix.

ROUGE Credit In addition to the retrieved exemplars serving as input background knowledge in the training phase, we also incorporate them in the inference stage to encourage the model to select the summary which has similar format with the retrieved exemplars during beam search. We apply an effective method ROUGE Credit proposed by An et al. (2021) whose input is a set of exemplars and a set of candidate summaries from beam search. While decoding the k -th token, we first select the exemplar E_{best} which are paid the most attention by the decoder using argmax function over cross attention distribution on the '[CLS]' token inserted before each exemplars from the last encoder layer. During the beam search, there are several candidate sequences $Cand = (c_1, \dots, c_{|Cand|})$ per time step, then we calculate the ROUGE score between E_{best} and each candidate sequence c_i as:

$$credit_i = \text{ROUGE}(c_i, E_{best}) * g(k) \quad (10)$$

$$g(k) = \begin{cases} \exp(1 - l_s/k) & k > l_s \\ 0 & k \leq l_s \end{cases} \quad (11)$$

where $g(k)$ is a weight function of the decoding step k and l_s is a hyperparameter to control the start of ROUGE credit. The score of the i -th candidate beam sequence c_i is calculated by the sum of its average log likelihood and $credit_i$.

Experiments

Datasets

To validate the effectiveness of our system and get more convincing experimental results, we conduct experiments on seven mainstream datasets.

CNN/DailyMail (Hermann et al. 2015) is a widely used summarization dataset consists of 93k articles from the CNN, and 220k articles from the Daily Mail newspapers.

PubMed (Cohan et al. 2018) is collected from scientific papers containing 113k samples. The abstract section is treated

as gold references.

SSN (An et al. 2021) is also from the scientific domain with 144k samples. SSN provide citation relations between these papers. We use their inductive division.

XSum (Narayan, Cohen, and Lapata 2018) is a one-sentence summary dataset of 227k BBC News. All summaries are professionally written, typically by the authors of documents in this dataset.

BillSum (Kornilova and Eidelman 2019) is a summarization dataset of US Congressional bills with human-written reference summaries from the 103rd-115th (1993-2018) sessions of Congress (23k samples).

Reddit (Kim, Kim, and Kim 2019) whose size is 42k is a highly abstractive dataset collected from social media platform. We only use the TIFU-long version.

AMI (McCowan et al. 2005) is a meeting summarization dataset consists of staged meetings annotated by human. We follow Shang et al. (2018) for the dataset division.

Implementation Detail

Due to the limitation of computation resources, both our retriever and summarizer are implemented by the base version of pre-trained models. We evaluate all the summarization systems with the standard ROUGE score (Lin 2004).

Retriever We use RoBERTa-base (Liu et al. 2019) as the backbone of our retriever. The non-shared MLP layer consists of 3 linear layers with hidden size 768, between which residual connection and dropout (ratio=0.1) are added. The temperature τ in contrastive loss is set to 0.1. We use Adam optimizer (Kingma and Ba 2014) with warming-up follow the setting in Transformer (Vaswani et al. 2017) and the maximum learning rate is set to 10^{-4} . We divide these datasets into two group according to the average summary length. For datasets (XSum, Reddit and CNNDM) with shorter summary, we select the top 5 exemplars from the retriever. We choose the top 3 exemplars for the datasets (BillSum, SSN, PubMed and AMI) with longer summary.

Summarizer The only additional parameter of our model is the group tag embedding matrix $W_{tag} \in \mathbb{R}^{N \times d}$ where N is the maximum number of tags and d is the hidden size of the backbone model. We validate our system based on BertAbs and BART. For BertAbs, we use the default setting in Liu and Lapata (2019). For BART, we use an AdamW (Loshchilov and Hutter 2018) optimizer with maximum learning rate = 3×10^{-5} and it decays linearly with training steps. By adding more randomly initialized position embedding, we break the maximum length limitation of BERT and BART. ROUGE Credit is added every 6 steps.

Baseline Models

Due to the limitation of computation resources, most of baseline models and the retrieval enhanced models are built on the base version of pre-trained models.

BertExt and BertAbs (Liu and Lapata 2019) are text summarization systems with pre-trained encoder BERT (110M parameters). BertExt denotes its extractive version and BertAbs denotes its abstractive version by adding a 6-layer transformer decoder.

Datasets	Random	TF-IDF	Retriever	Oracle
Reddit	6.77	9.66	12.35	23.76
AMI	31.31	34.80	36.85	41.77
CNNDM	7.47	14.28	15.75	20.81
XSum	6.66	15.10	15.55	31.21
BillSum	15.49	26.14	26.21	34.82
SSN	15.43	20.02	20.82	24.13
pubMed	13.17	19.62	20.23	24.22

Table 1: Average ROUGE score $\tilde{R} = (R-1 + R-2 + R-L)/3$ between the exemplar and the gold summary. The higher the score, the more relevant the two texts are. **Random** means that we randomly select a summary from the training set as an exemplar. **TF-IDF** means we run TF-IDF algorithm to get the exemplars. **Retriever** indicates that the exemplar retrieved by our retriever. **Oracle** is the best exemplar in this training corpus.

Template (Oya et al. 2014) is a template-based method for meeting summarization which constructs templates using multi-sentence fusion algorithm.

MatchSum (Zhong et al. 2020) is an extractive summarization system achieving state-of-the-art extractive results on various summarization datasets.

GSum (Dou et al. 2020) is a general framework utilizing guide signals such as keywords, extractive summaries. GSum needs two additional transformer layers to encode source document and guidance respectively.

BART (Lewis et al. 2020) is a denoising pre-trained seq2seq framework achieving state-of-the-arts in various generation tasks. Its base version BART_{base} have 110M parameters while the number of parameters in BART_{large} is 340M.

PEGASUS (Zhang et al. 2020) is a model specially pre-trained for abstractive summarization whose base version PEGASUS_{base} have 220M parameters and the large version PEGASUS_{large} contains 560M parameters.

Experimental Results and Analysis

Quality of Retrieved Exemplars Finding high-quality and highly relevant exemplars is essential to the generation stage. So we first evaluate the retrieved exemplars by adopting a heuristic approach: for each document in the test set, we calculate the average ROUGE score $\tilde{R} = (R-1 + R-2 + R-L)/3$ between its retrieved exemplar and gold summary. The result is shown in Table 1. We define Oracle as the best exemplar in the training corpus, which can be viewed as the upper bound of our retriever performance. Random baseline is also introduced as the lower bound of retriever performance. We also implement the sparse retrieval TF-IDF algorithm which using the inner product of high-dimensional, sparse vectors as the relevance score to retrieve the exemplars. In general, the retriever proposed in this paper achieves better performance above all the baseline systems. On the two datasets with the shortest summaries, XSum and Reddit, the performance of retriever is still far from the upper bound. But on other datasets such as AMI, SSN and PubMed, the performance of our retrieved exemplars is close to the Oracle exemplars.

Model	Reddit			PubMed			XSum		
	R-1	R-2	R-L	R-1	R-2	R-L	R-1	R-2	R-L
PEGASUS-base*	24.36	6.09	18.75	39.98	15.15	25.23	39.79	16.58	31.70
MATCHSUM [†]	25.09	6.17	20.13	41.21	14.91	36.75	24.86	4.66	18.41
GSUM (BERT) + MATCH [†]	26.89	6.75	20.35	37.82	12.32	30.53	38.77	16.14	30.96
BERTABS [†]	26.92	6.35	19.81	36.04	12.16	29.02	38.76	16.33	31.15
RETRIEVAL (BERT)	28.58	6.71	22.60	42.35	15.58	38.29	39.34	16.68	31.38
BART-base	31.00	10.12	25.34	43.60	17.01	39.34	41.25	18.77	33.70
RETRIEVAL (BART)	32.38	10.20	25.96	45.21	17.64	40.65	41.82	18.92	33.93

Table 2: Results on test sets of Reddit, Pubmed and XSum. Results with [†] are from Dou et al. (2020), results with * are from Zhang et al. (2020). GSUM (BERT) + MATCH denotes a BERTABS model with guidance from MATCHSUM. RETRIEVAL (BERT) and RETRIEVAL (BART) are our retrieval-based models.

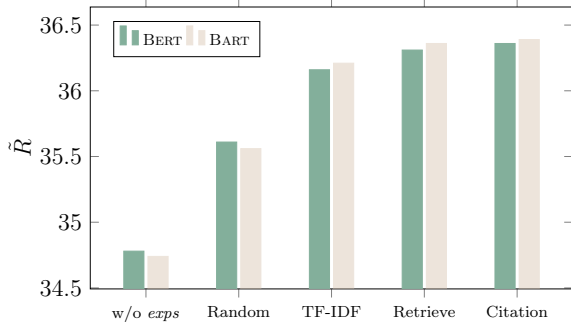


Figure 4: The impact of different exemplar sources on performance (SSN). X-axis denotes the sources and \tilde{R} is the average of R-1, R-2 and R-L. Citation means the exemplars are retrieved based on the citation links of scientific papers.

We further explore the impact of different retrieval methods on model performance. The abstract section of cited papers is a kind of easy-to-obtain but high-quality exemplars for scientific papers (denoted as *citation* in Figure 4). As can be seen from Figure 4, for both BERT-based model and BART-based model, our retriever achieves comparable performance with citation. An interesting finding is that despite the ROUGE score between gold summaries and random exemplars is relatively low (**Random** baseline in Table 1 with $\tilde{R} = 15.43$), but these exemplars still can contribute the performance improvement compared to the model purely relying on the source document. We think this shows that in the same domain, even bad exemplars can still provide help in writing format. As the quality of exemplars gradually improves, they can assist the model to a greater extent in understanding the content of the source document.

Evaluation of Generated Summary Table 2 shows our results on Reddit, PubMed and XSum. The length of source document for BERT-based models are limited to 512 to have a fair comparison with the results in Dou et al. (2020). For BERT-based models, our model has an average improvement of over **4.0** R-L points on the baseline model BertAbs and outperforms GSum (BertAbs + MatchSum) by about **3.0** R-L points. For BART-based models, our method also greatly exceeds the baseline model. In Table 3, we list the results on BillSum and AMI. The improvements brought by retrieval

Model	R-1	R-2	R-L
AMI			
Template	31.50	6.80	16.99
BERTABS	45.74	14.21	42.09
RETRIEVAL (BERT)	49.88	14.96	47.19
BART-base	46.20	16.73	44.45
RETRIEVAL (BART)	50.86	16.72	48.45
BillSum			
PEGASUS-base [†]	51.42	29.68	37.78
BERTABS	50.77	29.75	47.11
RETRIEVAL (BERT)	53.29	31.10	49.54
BART-base	51.80	33.05	47.72
RETRIEVAL (BART)	56.26	34.90	52.51
BART-large	56.73	37.22	52.92
PEGASUS[†] (previous SOTA)	57.20	39.56	45.80
RETRIEVAL (BART-large)	58.14	38.23	54.62

Table 3: Results on the test set of AMI and BillSum. Systems using pre-trained models of large version are in bold. Results with [†] are from Zhang et al. (2020).

are more obvious on the two datasets. We also show that if building our system on the large version of BART (340M), our approach can easily achieve new state-of-the-art and surpasses the previous SOTA PEGASUS-large (560M) by 0.94 ROUGE-1 score.

Oracle Experiment We also perform an Oracle experiment (shown in Table 4) where we directly use the Oracle exemplars to help the generation. Results shows that even using the **base** version of pre-trained model as the backbone model of our framework, RETRIEVALSUM with Oracle exemplar still can obtain the **state-of-the-art** performance on multiple datasets. The results illustrates that the design of our summarizer can be adapted to exemplars of various quality and better retrieval methods can further help the generation model. It also reveals that the current retriever still has untapped potential, and further research is urgently needed.

Ability to Learn from Exemplars Dou et al. (2020) report the performance of BertAbs with the guidance of summaries retrieved via lexical matching algorithm Elastic Search (in Table 5) which has the similar input with our model. In addition to the results obtained by automatic retrieval, we also com-

Datasets	BERT (base)			BART (base)		
	R-1	R-2	R-L	R-1	R-2	R-L
CNNNDM	46.80	22.66	43.83	48.10	23.70	45.09
Reddit	35.09	10.80	28.05	40.63	15.61	32.14
AMI	50.75	16.64	48.21	53.62	18.82	50.86
XSum	44.50	20.60	35.13	47.44	23.82	38.71
BillSum	55.31	32.99	51.46	59.44	37.49	55.47
PubMed	43.87	16.59	39.62	47.09	18.94	42.29

Table 4: Oracle experiment results on the test set of CNNNDM, Reddit, AMI, XSum, BillSum and PubMed. Results exceeding SOTA are in bold.

Model		R-1	R-2	R-L
Copy from retrieve		23.04	3.25	20.96
BERTABS [†]		41.58	18.99	38.56
GSum (BERT) + Retrieve [†]	Auto.	40.88	18.24	37.99
	Oracle	43.69	20.53	40.71
RETRIEVAL (BERT)	Auto.	41.64	18.69	38.86
	Oracle	46.80	22.66	43.83

Table 5: Comparison with GSum on CNNNDM dataset. Copy from retrieve means we random copy an exemplar as the output summary. GSum (BERT) + Retrieve means the BertAbs equipped with the guidance from retrieved summaries from training set. Results with [†] are from Dou et al. (2020). Auto/Oracle denote using automatic retrieved/Oracle exemplars during test phase.

pare the Oracle performance with their model. As is shown in Table 5, for model with the same backbone model BertAbs, our model beats GSum by **0.76** points R-1 and **0.87** points in R-L. Furthermore, when we input Oracle exemplar to guide the model writing summary, RETRIEVALSUM can achieve the advantage of more than **3.0** points of R-L scores. This indicates that the architecture of our model can benefit more from retrieved exemplars than GSum.

Comparison between Different Domains Figure 5 shows the performance gain of our BART-based models in different domains. On PubMed (Scientific papers), BillSum (Congressional bills) and AMI (meetings), our retriever can obtain more improvements than the other domains. For news and social media, the improvements are relatively small due to the lack of close connections between samples thus bring difficulties for retrieving high-quality exemplars and their writing style are more flexible. But the performance with Oracle exemplars confirm that these domains also can benefit from retrieval. In conclusion, for corpus which has a particular writing style of summary and requirement on relevant knowledge, our automatic retrieval method can significantly improve the performance. It is not enough for these datasets to simply learn from the source document without the enhance of retrieval.

Human Evaluation Despite ROUGE has a good correlation with human assessments (Owczarzak et al. 2012), we

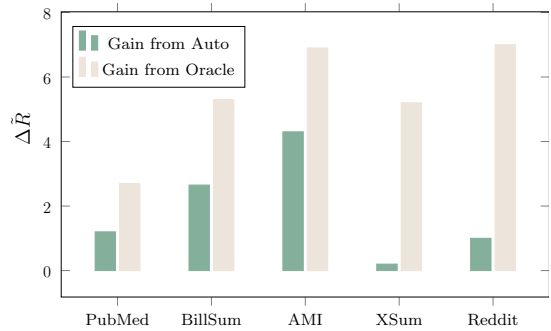


Figure 5: Comparison of the gain from exemplars across multiple domains. X-axis denotes datasets from various domains: *scientific, bill, meeting, news and social media* and $\Delta\tilde{R}$ is the performance gain in \tilde{R}

Systems	Fluency.	Info.	Faith.	Style.
BERTABS	4.36	3.84	4.05	4.13
RETRIEVAL-BERT	4.50	4.02	3.95	4.54
BART	4.52	3.98	4.35	4.46
RETRIEVAL-BART	4.63	4.15	4.37	4.72
Ground-Truth	4.80	4.68	4.86	4.92

Table 6: Results of human evaluation on fluency, informativeness, faithfulness and writing style on the test set of BillSum.

also conduct a human evaluation on our retrieval enhanced models to get more accurate results (Table 6). We randomly select 50 articles from the test set of BillSum, and each articles has 5 candidate summaries 4 from automatic systems and 1 form human written. We ask the participants to score the fluency, informativeness, faithfulness of the candidate summaries from 1.0 to 5.0 (the higher the better). To confirm that our model has the ability to capture the writing style of the given corpus, we also ask the participants to score the candidate summaries according to their preferences for the writing style of this domain. Each sample is scored by 3 independent annotators and we report the average score. As shown in Table 6, the output of retrieval enhanced model has great advantages in terms of informativeness and fluency. We do not observe a significant increase or drop in faithfulness. For bills whose summaries are always required written in a domain-specific style, our generation quality obtains much improved(from 4.46 to 4.72) and only lags behind human written summaries by 0.2 points.

Conclusion

We propose a novel retrieval enhanced framework RETRIEVALSUM for abstractive summarization. Instead of generating a summary merely depending on the source document, we firstly retrieve several semantically-similar exemplars and then utilizes these exemplars as guidance for better understanding the source document and learning domain-specific writing style. Experiments on seven datasets show the effectiveness of our model.

References

- An, C.; Zhong, M.; Chen, Y.; Wang, D.; Qiu, X.; and Huang, X. 2021. Enhancing scientific papers summarization with citation graph. In *Proceedings of the AAAI Conference on Artificial Intelligence*, volume 35, 12498–12506.
- Bao, G.; and Zhang, Y. 2021. Contextualized Rewriting for Text Summarization. *CoRR*, abs/2102.00385.
- Cao, Z.; Li, W.; Li, S.; and Wei, F. 2018. Retrieve, rerank and rewrite: Soft template based neural summarization. In *Proceedings of the 56th Annual Meeting of the Association for Computational Linguistics (Volume 1: Long Papers)*, 152–161.
- Cohan, A.; Dernoncourt, F.; Kim, D. S.; Bui, T.; Kim, S.; Chang, W.; and Goharian, N. 2018. A Discourse-Aware Attention Model for Abstractive Summarization of Long Documents. In *Proceedings of the 2018 Conference of the North American Chapter of the Association for Computational Linguistics: Human Language Technologies, Volume 2 (Short Papers)*, volume 2, 615–621.
- Dou, Z.-Y.; Liu, P.; Hayashi, H.; Jiang, Z.; and Neubig, G. 2020. GSUM: A general framework for guided neural abstractive summarization. *arXiv preprint arXiv:2010.08014*.
- Gao, S.; Chen, X.; Li, P.; Chan, Z.; Zhao, D.; and Yan, R. 2019. How to write summaries with patterns? learning towards abstractive summarization through prototype editing. *arXiv preprint arXiv:1909.08837*.
- He, K.; Fan, H.; Wu, Y.; Xie, S.; and Girshick, R. B. 2020. Momentum Contrast for Unsupervised Visual Representation Learning. In *2020 IEEE/CVF Conference on Computer Vision and Pattern Recognition, CVPR 2020, Seattle, WA, USA, June 13-19, 2020*, 9726–9735. IEEE.
- Hermann, K. M.; Kocisky, T.; Grefenstette, E.; Espeholt, L.; Kay, W.; Suleyman, M.; and Blunsom, P. 2015. Teaching machines to read and comprehend. In *Advances in Neural Information Processing Systems*, 1684–1692.
- Huang, L.; Wu, L.; and Wang, L. 2020. Knowledge Graph-Augmented Abstractive Summarization with Semantic-Driven Cloze Reward. In Jurafsky, D.; Chai, J.; Schluter, N.; and Tetreault, J. R., eds., *Proceedings of the 58th Annual Meeting of the Association for Computational Linguistics, ACL 2020, Online, July 5-10, 2020*, 5094–5107. Association for Computational Linguistics.
- Jin, H.; Wang, T.; and Wan, X. 2020. SemSUM: Semantic Dependency Guided Neural Abstractive Summarization. In *Proceedings of the AAAI Conference on Artificial Intelligence*, volume 34, 8026–8033.
- Kim, B.; Kim, H.; and Kim, G. 2019. Abstractive Summarization of Reddit Posts with Multi-level Memory Networks. In *Proceedings of the 2019 Conference of the North American Chapter of the Association for Computational Linguistics: Human Language Technologies, Volume 1 (Long and Short Papers)*, 2519–2531.
- Kingma, D.; and Ba, J. 2014. Adam: A method for stochastic optimization. *arXiv preprint arXiv:1412.6980*.
- Kornilova, A.; and Eidelman, V. 2019. BillSum: A Corpus for Automatic Summarization of US Legislation. *CoRR*, abs/1910.00523.
- Lewis, M.; Liu, Y.; Goyal, N.; Ghazvininejad, M.; Mohamed, A.; Levy, O.; Stoyanov, V.; and Zettlemoyer, L. 2020. BART: Denoising Sequence-to-Sequence Pre-training for Natural Language Generation, Translation, and Comprehension. In *Proceedings of the 58th Annual Meeting of the Association for Computational Linguistics*, 7871–7880.
- Li, C.; Xu, W.; Li, S.; and Gao, S. 2018. Guiding generation for abstractive text summarization based on key information guide network. In *Proceedings of the 2018 Conference of the North American Chapter of the Association for Computational Linguistics: Human Language Technologies, Volume 2 (Short Papers)*, 55–60.
- Lin, C.-Y. 2004. Rouge: A package for automatic evaluation of summaries. In *Text summarization branches out*, 74–81.
- Liu, Y.; and Lapata, M. 2019. Text Summarization with Pretrained Encoders. In *Proceedings of the 2019 Conference on Empirical Methods in Natural Language Processing and the 9th International Joint Conference on Natural Language Processing (EMNLP-IJCNLP)*, 3721–3731.
- Liu, Y.; Ott, M.; Goyal, N.; Du, J.; Joshi, M.; Chen, D.; Levy, O.; Lewis, M.; Zettlemoyer, L.; and Stoyanov, V. 2019. Roberta: A robustly optimized bert pretraining approach. *arXiv preprint arXiv:1907.11692*.
- Loshchilov, I.; and Hutter, F. 2018. Fixing weight decay regularization in adam.
- McCowan, I.; Carletta, J.; Kraaij, W.; Ashby, S.; Bourban, S.; Flynn, M.; Guillemot, M.; Hain, T.; Kadlec, J.; Karaiskos, V.; et al. 2005. The AMI meeting corpus. In *Proceedings of the 5th International Conference on Methods and Techniques in Behavioral Research*, volume 88, 100. Citeseer.
- Nallapati, R.; Zhai, F.; and Zhou, B. 2017. Summarunner: A recurrent neural network based sequence model for extractive summarization of documents. In *Proceedings of the AAAI Conference on Artificial Intelligence*, volume 31.
- Nallapati, R.; Zhou, B.; Gulcehre, C.; Xiang, B.; et al. 2016. Abstractive text summarization using sequence-to-sequence rnns and beyond. *arXiv preprint arXiv:1602.06023*.
- Narayan, S.; Cohen, S. B.; and Lapata, M. 2018. Don't Give Me the Details, Just the Summary! Topic-Aware Convolutional Neural Networks for Extreme Summarization. In *Proceedings of the 2018 Conference on Empirical Methods in Natural Language Processing*, 1797–1807.
- Owczarzak, K.; Conroy, J.; Dang, H. T.; and Nenkova, A. 2012. An assessment of the accuracy of automatic evaluation in summarization. In *Proceedings of workshop on evaluation metrics and system comparison for automatic summarization*, 1–9.
- Oya, T.; Mehdad, Y.; Carenini, G.; and Ng, R. 2014. A template-based abstractive meeting summarization: Leveraging summary and source text relationships. In *Proceedings of the 8th International Natural Language Generation Conference (INLG)*, 45–53.
- Saito, I.; Nishida, K.; Nishida, K.; and Tomita, J. 2020. Abstractive Summarization with Combination of Pre-trained Sequence-to-Sequence and Saliency Models. *arXiv preprint arXiv:2003.13028*.

See, A.; Liu, P. J.; and Manning, C. D. 2017. Get To The Point: Summarization with Pointer-Generator Networks. In *Proceedings of the 55th Annual Meeting of the Association for Computational Linguistics (Volume 1: Long Papers)*, volume 1, 1073–1083.

Shang, G.; Ding, W.; Zhang, Z.; Tixier, A.; Meladianos, P.; Vazirgiannis, M.; and Lorré, J.-P. 2018. Unsupervised Abstractive Meeting Summarization with Multi-Sentence Compression and Budgeted Submodular Maximization. In *Proceedings of the 56th Annual Meeting of the Association for Computational Linguistics (Volume 1: Long Papers)*, 664–674. Melbourne, Australia: Association for Computational Linguistics.

Vaswani, A.; Shazeer, N.; Parmar, N.; Uszkoreit, J.; Jones, L.; Gomez, A. N.; Kaiser, L.; and Polosukhin, I. 2017. Attention is All you Need. In Guyon, I.; von Luxburg, U.; Bengio, S.; Wallach, H. M.; Fergus, R.; Vishwanathan, S. V. N.; and Garnett, R., eds., *Advances in Neural Information Processing Systems 30: Annual Conference on Neural Information Processing Systems 2017, December 4-9, 2017, Long Beach, CA, USA*, 5998–6008.

Zhang, J.; Zhao, Y.; Saleh, M.; and Liu, P. 2020. Pegasus: Pre-training with extracted gap-sentences for abstractive summarization. In *International Conference on Machine Learning*, 11328–11339. PMLR.

Zhong, M.; Liu, P.; Chen, Y.; Wang, D.; Qiu, X.; and Huang, X. 2020. Extractive Summarization as Text Matching. In Jurafsky, D.; Chai, J.; Schluter, N.; and Tetreault, J. R., eds., *Proceedings of the 58th Annual Meeting of the Association for Computational Linguistics, ACL 2020, Online, July 5-10, 2020*, 6197–6208. Association for Computational Linguistics.

Zhong, M.; Liu, P.; Wang, D.; Qiu, X.; and Huang, X.-J. 2019. Searching for Effective Neural Extractive Summarization: What Works and What’s Next. In *Proceedings of the 57th Annual Meeting of the Association for Computational Linguistics*, 1049–1058.

Zou, X.; Yin, D.; Zhong, Q.; Yang, H.; Yang, Z.; and Tang, J. 2021. Controllable Generation from Pre-trained Language Models via Inverse Prompting. *arXiv preprint arXiv:2103.10685*.