

# MFE-NER: Multi-feature Fusion Embedding for Chinese Named Entity Recognition

Jiatong Li,<sup>1</sup> Kui Meng,<sup>2</sup>

<sup>1</sup>The University of Melbourne

<sup>2</sup>Shanghai Jiao Tong University

jiatongl3@student.unimelb.edu.au, mengkui@sjtu.edu.cn

## Abstract

Pre-trained language models lead Named Entity Recognition (NER) into a new era, while some more knowledge is needed to improve their performance in specific problems. In Chinese NER, character substitution is a complicated linguistic phenomenon. Some Chinese characters are quite similar for sharing the same components or having similar pronunciations. People replace characters in a named entity with similar characters to generate a new collocation but referring to the same object. It becomes even more common in the Internet age and is often used to avoid Internet censorship or just for fun. Such character substitution is not friendly to those pre-trained language models because the new collocations are occasional. As a result, it always leads to unrecognizable or recognition errors in the NER task. In this paper, we propose a new method, Multi-Feature Fusion Embedding for Chinese Named Entity Recognition (MFE-NER), to strengthen the language pattern of Chinese and handle the character substitution problem in Chinese Named Entity Recognition. MFE fuses semantic, glyph, and phonetic features together. In the glyph domain, we disassemble Chinese characters into components to denote structure features so that characters with similar structures can have close embedding space representation. Meanwhile, an improved phonetic system is also proposed in our work, making it reasonable to calculate phonetic similarity among Chinese characters. Experiments demonstrate that our method improves the overall performance of Chinese NER and especially performs well in informal language environments.

## Introduction

Recently, pre-trained language models have been widely used in Natural Language Processing (NLP), constantly refreshing the benchmarks of specific NLP tasks. By applying the transformer structure, semantic features can be extracted more accurately. However, in Named Entity Recognition (NER) area, tricky problems still exist. Most significantly, the character substitution problem severely affects the performance of NER models. To make things worse, character substitution problems have become even more common these years, especially in social media. Due to the particularity of Chinese characters, there are multiple ways to replace original Chinese characters in a word. Basically, characters with similar meanings, shapes, or pronunciations can be selected for character substitution. A simple example shown

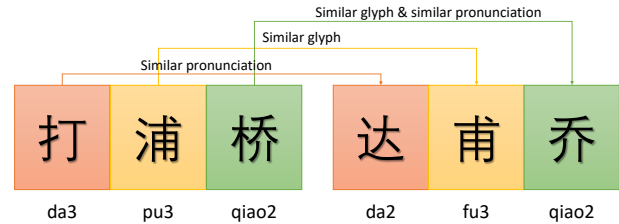


Figure 1: The substitution example of a Chinese word. On the left is a famous place in Shanghai. On the right is a new word after character substitution, which is more like a person or a brand.

in Figure 1 is a Chinese word, which is a famous place in Shanghai. Here, all three characters in the word are substituted by other characters with similar glyphs or similar pronunciations. After substitution, this word looks more like a name of a person rather than a place.

In practice, it is extremely hard for those pre-trained language models to tackle this problem. When we train pre-trained models, we collect corpus from mostly formal books and news reports, which means they gain language patterns from the semantic domain, neglecting glyph and phonetic features. However, most character substitution cases exist in glyph and phonetic domains. At the same time, social media hot topics are changing rapidly, creating new expressions or substitutions for original words every day. It is technically impossible for pre-trained models to include all possible collocations. Models that only saw the original collocations before will surely fail to get enough information to deduce that character substitution doesn't actually change the reference of a named entity.

In this paper, we propose Multi-feature Fusion Embedding (MFE) for Chinese Named Entity Recognition. Because it fuses semantic, glyph, and phonetic features together to strengthen the expression ability of Chinese character embedding, MFE can handle character substitution problems more efficiently in Chinese NER. On top of using pre-trained models to represent the semantic feature,

we choose a structure-based encoding method, known as 'Five-Strokes', for character glyph embedding, and combine 'Pinyin', a unique phonetic system with international standard phonetic symbols for character phonetic embedding. We also explore different fusion strategies to make our method more reasonable. Experiments on 5 typical datasets illustrate that MFE can enhance the overall performance of NER models. Most importantly, our method can help NER models gain enough information to identify character substitution phenomenon and reduce its negative influence, which makes it suitable to be used in current language environments.

To summarize, our major contributions are:

- We propose the Multi-feature Fusion Embedding for Chinese characters in Named Entity Recognition, especially for Chinese character substitution problems.
- As for glyph feature in Chinese character substitution, we use the 'Five-Strokes' encoding method, denoting structure patterns of Chinese characters, so that Chinese characters with similar glyph structures can be close in embedding space.
- As for phonetic features in Chinese character substitution, we propose a new method named 'Trans-pinyin', to make it possible to evaluate phonetic similarity among Chinese characters.
- Experiments show that our method improves the overall performance of NER models and is more efficient to find substituted Chinese NER.

## Related Work

After the stage of statistical machine learning algorithms, Named Entity Recognition has stepped into the era of neural networks. Researchers started to use Recurrent Neural Network (RNN) (Hammerton 2003) to recognize named entities in sentences based on character embedding and word embedding, solving the feature engineering problem that traditional statistical methods have. Bidirectional Long Short Term Memory (Bi-LSTM) network (Huang, Xu, and Yu 2015) was applied in Chinese Named Entity Recognition, which becomes one of the baseline models. The performance of the Named Entity Recognition task thus gets greatly improved.

These years, large-scale pre-trained language models based on Transformer (Vaswani et al. 2017) have shown their superiority in Natural Language Processing tasks. The self-attention mechanism can better capture the long-distance dependency in sentences and the parallel design is suitable for mass computing. Bidirectional Encoder Representations from Transformers (BERT) (Kenton and Toutanova 2019) has achieved great success in many branches of NLP. In the Chinese Named Entity Recognition field, these pre-trained models have greatly improved the recognition performance (Cai 2019).

However, the situation is more complicated in real language environments. Robustness of NER models is not guaranteed by pre-trained language models. Researchers start to introduce prior knowledge to improve the generalization of NER

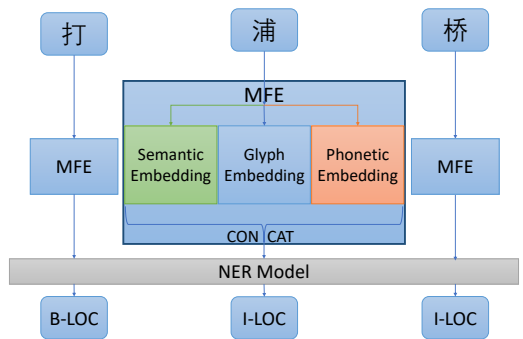


Figure 2: The structure of Multi-feature Fusion Embedding for Chinese Named Entity Recognition.

models. SMedBERT (Zhang et al. 2021) introduces knowledge graphs to help the model acquire the medical vocabulary explicitly.

Meanwhile, in order to solve character substitution problems and enhance robustness of NER models, researchers have also paid attention to denoting glyph and phonetic features of Chinese characters. Jiang Yang and Hongman Wang suggested that using the 'Four-corner' code, a radical-based encoding method for Chinese characters, to represent glyph features of Chinese characters (Yang et al. 2021), showing the advantage of introducing glyph features in Named Entity Recognition. However, the 'Four-corner' code is not that expressive because it only works when Chinese characters have the exact same radicals. Tzu-Ray Su and Hung-Yi Lee suggested using Convolution Auto Encoder to build a bidirectional injection between images of Chinese characters and pattern vectors (Su and Lee 2017). This method is brilliant but lacks certain supervision. It's hard to explain the concrete meanings of the pattern vectors. Zijun Sun, Xiaoya Li et al proposed ChineseBERT (Sun et al. 2021), fusing glyph and phonetic features to the pre-trained models. Their work is impressive by combing glyph and phonetic features as the input for pre-trained models, but there still exist some problems. For example, using flatten character images is inefficient not only adding the cost of feature dimension but also enlarging possible negative influence to the model. Chinese characters have a limited number of components in structures, which is handy to extract and denote their glyph patterns.

## Method

As shown in Figure 2, our Multi-feature Fusion Embedding mainly consists of three parts, semantic embedding, glyph embedding with 'Five-Strokes' and synthetic phonetic embedding, which we think are complementary in Chinese Named Entity Recognition. All the three embedding parts are chosen and designed based on a simple principle, similarity.

For a Chinese sentence  $S$  with length  $n$ , we divide the sentence naturally to different Chinese characters  $S = c_1, c_2, c_3, \dots, c_n$ . Each character  $c_i$  will be mapped to an embedding vector  $\mathbf{e}_i$ , which can be divided into the above three

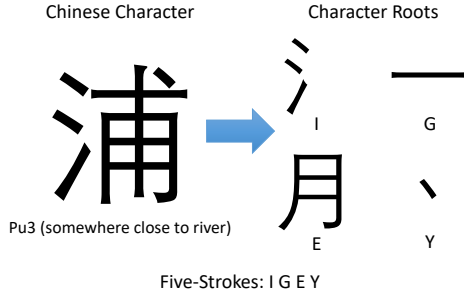


Figure 3: The ‘Five-Strokes’ representation of the Chinese characters, ‘pu3’ (somewhere close to river). ‘Five-Strokes’ divide the character into four character roots ordered by writing custom so that the structure similarity can be denoted.

parts,  $e_i^s$ ,  $e_i^g$  and  $e_i^p$ . In this paper, we define character similarity between two Chinese characters  $c_i$  and  $c_j$  by computing their L2 distance in according three aspects. Here, we use  $s_{ij}^s$  to denote semantic similarity,  $s_{ij}^g$  for glyph similarity and  $s_{ij}^p$  for phonetic similarity. So, we have:

$$s_{ij}^s = \|e_i^s - e_j^s\| \quad (1)$$

$$s_{ij}^g = \|e_i^g - e_j^g\| \quad (2)$$

$$s_{ij}^p = \|e_i^p - e_j^p\| \quad (3)$$

In this case, our Multi-feature Fusion Embedding can better represent the distribution of Chinese characters.

### Semantic Embedding using Pre-trained Models

Semantic embedding is vital to Named Entity Recognition. In Chinese sentences, a single character does not mean a word. And there is no natural segmentation in Chinese grammar. So, technically, we have two choices to acquire Chinese embedding. The first way is word embedding, trying to separate Chinese sentences into words and get the embedding of words, which makes sense but is limited by the accuracy of word segmentation tools. The other is character embedding, which maps Chinese characters to different embedding vectors in semantic space. In practice, it also performs well in Named Entity Recognition. Our work is bound to use character embedding because glyph and phonetic embedding are targeted at single Chinese character.

Pre-trained models are widely used in this stage. One typical method is Word2Vec (Mikolov et al. 2013), which starts to use static embedding vectors to represent Chinese characters in semantic domain. Now, we have more options. BERT (Kenton and Toutanova 2019) has its Chinese version and can express semantic features of Chinese characters more accurately, hence have better performance in NER tasks.

In this paper, we will show the effect of different embeddings in the experiment section.

### Glyph Embedding with Five-Strokes

Chinese characters, different from Latin Characters, are pictograph, which have their meanings in shapes. However,

it is extremely hard for people to encode these Chinese characters in computer. Common strategy is to give every Chinese character a unique hexadecimal string, such as ‘UTF-8’ and ‘GBK’. However, this kind of strategy processes Chinese characters as independent symbols, totally ignoring the structure similarity among Chinese characters. In other words, the closeness in the hexadecimal string value can not represent the similarity in their shapes. Some work has tried to use images of Chinese characters as glyph embedding, which is also unacceptable and ineffective due to the complexity and the large space it will take.

In this paper, we propose to use ‘Five-strokes’, a famous structure-based encoding method for Chinese characters, to get our glyph embedding. ‘Five-Strokes’ was put forward by Yongmin Wang in 1983. This special encoding method for Chinese characters is based on their structures. ‘Five-Strokes’ holds the opinion that Chinese characters are made of five basic strokes, horizontal stroke, vertical stroke, left-falling stroke, right-falling stroke and turning stroke. Based on that, it gradually forms a set of character roots, which can be combined to make up the structure of any Chinese character. After simplification for typing, ‘Five-Strokes’ maps these character roots into 25 English characters (‘z’ is left out) and each Chinese character is made of at most four according English characters, which makes it easy to acquire and type in computers. It is really expressive that four English characters can have  $25^4 = 390625$  arrangements, while we only have about 20 thousand Chinese characters. In other words, ‘Five-Strokes’ has a rather low coincident code rate for Chinese characters. For example, in Figure 3, the Chinese character ‘pu3’ (somewhere close to river) is divided into four different character roots by Chinese character writing custom, which will later be mapped to English characters so that we can further encode them by introducing one-hot encoding. For each character root, we can get a 25-dimension vector. In this paper, in order to reduce space complexity, we sum up the these 25-dimension vectors as the glyph embedding vector. We also list two different characters, ‘fu3’ (an official position) and ‘qiao2’ (bridge), and calculate the similarity between them. The two characters ‘pu3’ and ‘fu3’ have similar components are close in embedding space, while ‘qiao2’ and ‘pu3’ are much more distant. This gives NER models an extra way of passing information.

### Phonetic Embedding with Trans-pinyin

Chinese use ‘Pinyin’, a special phonetic system, to represent the pronunciation of Chinese characters. In the phonetic system of ‘Pinyin’, we have four tones, six single vowels, several plural vowels, and auxiliaries. Every Chinese character has its expression, also known as a syllable, in the ‘Pinyin’ system. A complete syllable is usually made of an auxiliary, a vowel, and a tune. Typically, vowels appear on the right side of a syllable and can exist without auxiliaries, while auxiliaries appear on the left side and must exist with vowels.

However, the ‘Pinyin’ system has an important defect. Some similar pronunciations are denoted by totally different pho-

Chinese Characters	草	早
Pinyin Forms	c ao 3	z ao 3
Standard Forms	ts' au 3	ts au 3

Figure 4: The ‘Pinyin’ form and standard form of two Chinese characters, ‘cao3’ (grass) on the left and ‘zao3’ (early) on the right.

netic symbols. For the example in Figure 4, the pronunciations of ‘cao3’ (grass) and ‘zao3’ (early) are quite similar because the two auxiliaries ‘c’ and ‘z’ sound almost the same that many native speakers may confuse them. This kind of similarity can not be represented by phonetic symbols in the ‘Pinyin’ system, where ‘c’, and ‘z’ are independent auxiliaries. In this situation, we have to develop a method to combine ‘Pinyin’ with another standard phonetic system, which can better describe characters’ phonetic similarities. Here, the international phonetic system seems the best choice, where different symbols have relatively different pronunciations so that people will not confuse them.

We propose the ‘Trans-pinyin’ system to represent character pronunciation, in which we transform auxiliaries and vowels to standard forms and keep the tune in the ‘Pinyin’ system. After transformation, ‘c’ becomes ‘ts’ and ‘z’ becomes ‘ts’<sup>1</sup>, which only differ in phonetic weight. We also make some adjustments to the existing mapping rules so that similar phonetic symbols in ‘Pinyin’ can have similar pronunciations. By combining ‘Pinyin’ and the international standard phonetic system, the similarity among Chinese characters’ pronunciations can be well described and evaluated.

In practice, we use the ‘pypinyin’<sup>1</sup> library to acquire the ‘Pinyin’ form of a Chinese character. Here, we will process the auxiliary, vowel, and tune separately and finally concatenate them together after being processed.

- For auxiliaries, they will be mapped to standard forms, which have at most two English characters and a phonetic weight. We apply one-hot encoding to them so that we get two one-hot vectors and a one-dimension phonetic weight. Then we add up the two English characters’ one-hot vectors and the phonetic weight here will be concatenated to the tail.
- For vowels, they are also mapped to standard forms. However, it is a little different here. We have two different kinds of plural vowels. One is purely made up of single vowels, such as ‘au’, ‘eu’ and ‘ai’. The other kind is like ‘an’, ‘an’ and ‘in’, which are combinations of a single vowel and a nasal voice. Here, we encode single

vowels to 6-dimension one-hot vectors and nasal voices to 2-dimension one-hot vectors respectively. Finally, We concatenate them together and if the vowel does not have a nasal voice, the last two dimensions will all be zero.

- For tunes, they can be simply mapped to four-dimension one-hot vectors.

## Fusion Strategy

It should be noted that we can not directly sum up the three embedding parts, because each part has a different dimension. Here we give three different fusion methods to apply.

- **Concat** Concatenating the three embedding parts seems the most intuitive way, we can just put them together and let NER models do other jobs. In this paper, we choose this fusion strategy because it performs really well.

$$e_i = \text{concat}([e_i^s, e_i^g, e_i^p]) \quad (4)$$

- **Concat+Linear** It also makes sense if we put a linear layer to help further fuse them together. Technically, it can save space and boost the training speed of NER models.

$$e_i = \text{Linear}(\text{concat}([e_i^s, e_i^g, e_i^p])) \quad (5)$$

- **Multiple LSTMs** There is also a complex way to fuse all three features. Sometimes, it doesn’t make sense that we mix different features together. So, we can also desperate them, train NER models from different aspects and use a linear layer to calculate the weighted mean of the results. In this work, We use BiLSTM to extract patterns from different embeddings and a linear layer to calculate the weighted mean.

We do not recommend the second fusion strategy. Three different embeddings are explainable individually, while the linear layer may mix them together, leading to information loss.

## Experiments

We make experiments on five different datasets and verify our method from different perspectives. Standard precision, recall and, F1 scores are calculated as evaluation metrics to show the performance of different models and strategies. In this paper, we set up experiments on Pytorch and FastNLP<sup>2</sup> structure.

### Dataset

We first conduct our experiments on four common datasets used in Chinese Named Entity Recognition, Chinese Resume (Zhang and Yang 2018), People Daily<sup>3</sup>, MSRA (Levow 2006) and Weibo (Peng and Dredze 2015; He and Sun 2017). Chinese Resume is mainly collected from resume materials. The named entities in it are mostly people’s names, positions, and company names, which all have strong logic patterns. People Daily and MSRA mainly select corpus

<sup>1</sup><https://github.com/mozillazg/python-pinyin>

<sup>2</sup><https://github.com/fastnlp/fastNLP>

<sup>3</sup><https://iccl.pku.edu.cn/>

Dataset	Sentences		
	Train	Test	Dev
Resume	3821	463	477
People Daily	63922	7250	14436
MSRA	41839	4525	4365
Weibo	1350	270	270
Substitution	14079	824	877

Table 1: Dataset Composition

Items	Range
batchsize	12
epochs	60
lr	2e-3
optimizer	Adam
dropout	0.4
Early Stop	5
lstm layer	1
hidden dim	200

Table 2: Hyper-parameters

from official news reports, whose grammar is formal and vocabulary is quite common. Different from these datasets, Weibo is from social media, which includes many informal expressions.

Meanwhile, in order to verify whether our method has the ability to cope with the character substitution problem, we also build our own dataset. We collect raw corpus from informal news reports and blogs. We label the Named Entities in raw materials first and then create their substitution forms by using similar characters to randomly replace these in the original Named Entities. In this case, our dataset is made of pairs of original entities and their character substitution forms. What’s more, we increase the proportion of unseen Named Entities in dev and test set to make sure that the NER model is not just learning to build an inner vocabulary. This dataset consists of 15780 sentences in total and is going to test our method in an extreme language environment. Details of the above five datasets is described in Table 1.

## Experiment Settings

The backbone of the NER model used in our work is mainly Multi-feature Fusion Embedding (MFE) + BiLSTM + CRF. The BiLSTM+CRF model is stable and has been verified in many research projects. Meanwhile, we mainly focus on testing the efficiency of our Multi-feature Fusion Embedding. So, if it works well with the BiLSTM+CRF model, it would have a great chance to perform well in other model structures.

Table 2 lists some of the hyper-parameters in our training stage. We set a batch size of 12 and running 60 epochs in each training. We use Adam as the optimizer and the learning rate is set to 0.002. In order to reduce over-fitting, we set a rather high dropout (Srivastava et al. 2014) rate of 0.4. Meanwhile, we also set the Early Stop, allowing 5 epochs of

	他	想	去	打	浦	桥
Pure semantic	O	O	O	B-LOC	I-LOC	I-LOC
MFE	O	O	O	B-LOC	I-LOC	I-LOC
	他	想	去	达	甫	乔
Pure semantic	O	O	O	B-LOC	I-LOC	O
MFE	O	O	O	B-LOC	I-LOC	I-LOC

Figure 5: An example is drawn from our dataset, ‘he wants to go to Dapuqiao’. The sentence at the top of the figure is the original sentence, while the sentence at the bottom is after character substitution. Model using MFE makes the correct prediction.

loss not decreasing.

## Results and Discussions

We make two kinds of experiments, the first one is to evaluate the performance of our model, and the second one is to compare different fusion strategies. Besides experiment results analysing, we also discuss MFE-NER’s design and advantages.

### Overall performance

To test the overall performance of MFE, we select two pre-trained models, static embedding trained by Word2Vec(Mikolov et al. 2013) and BERT(Kenton and Toutanova 2019). We add our glyph and phonetic embedding to them. We call the embeddings without glyph and phonetic features ‘pure’ embeddings. Basically, We compare pure embeddings with those using MFE on the performance in the NER task. To control variables, we apply the Concat strategy here because other fusion strategies will change the network structure. Table 3 and 4 show the performance of embedding models in different datasets. It is remarkable that MFE with BERT achieves the best performance in all five datasets, showing the highest F1 scores.

On **Chinese Resume**, MFE with BERT achieves a 95.73 % F1 score and MFE with static embedding gets a 94.23 % F1 score, improving the performance of pure semantic embedding by about 0.5 % with respect to F1 score, which proves that MFE does improve pre-trained models by introducing extra information. It is also noted that models all achieve the highest values on Chinese Resume. That is because named entities in Chinese Resume mostly have strong patterns. For example, companies and organizations tend to have certain suffixes, which are easy to be recognized.

On **People Daily**, which is also from the formal language environment, MFE increases the F1 score of static embedding from 82.56 % to 83.37 % and slightly boosts the performance of using BERT as semantic embedding. It can also be noted that the precision of pure BERT is even higher



Models	Chinese Resume			People Daily			MSRA		
	Precision	Recall	F1	Precision	Recall	F1	Precision	Recall	F1
pure BiLSTM+CRF	93.97	93.62	93.79	85.03	80.24	82.56	90.12	84.68	87.31
MFE (BiLSTM+CRF)	94.29	94.17	94.23	85.23	81.59	83.37	90.47	84.70	87.49
pure BERT	94.60	95.64	95.12	<b>91.07</b>	86.56	88.76	<b>93.75</b>	85.21	89.28
MFE (BERT)	<b>95.76</b>	<b>95.71</b>	<b>95.73</b>	90.39	<b>87.74</b>	<b>89.04</b>	93.32	<b>86.83</b>	<b>89.96</b>

Table 3: Results on three datasets in formal language environments, Chinese Resume, People Daily, and MSRA. In this table, we compare pure semantic embeddings with those using MFE. Here, we use the Concat strategy in our MFE.

Models	Weibo			Substitution		
	Precision	Recall	F1	Precision	Recall	F1
pure BiLSTM+CRF	67.19	40.67	50.67	84.60	71.24	77.35
MFE (BiLSTM+CRF)	67.51	44.74	53.81	83.36	73.17	77.94
pure BERT	68.48	63.40	65.84	88.67	81.67	85.03
MFE (BERT)	<b>70.36</b>	<b>65.31</b>	<b>67.74</b>	<b>90.08</b>	<b>82.56</b>	<b>86.16</b>

Table 4: Results on two datasets in informal language environments, Weibo, and Substitution. In this table, we also compare pure semantic embeddings with those using MFE. Here, we use the Concat strategy in our MFE.

than that of MFE with BERT. The reasons are as follows. People Daily is from official news reports, which are not allowed to make grammar or vocabulary mistakes. As a result, extra knowledge in glyph and phonetic domains may contribute slightly to the final prediction and sometimes may even confuse the model. However, the increment of recall value proves that models are more confident about their prediction with MFE.

On **MSRA**, situations are almost the same with People Daily. Owing to the characteristic of corpus from the formal language environment, there is only a slight improvement in the results by applying MFE.

On **Weibo** dataset, which collected corpus from social media, things become different. MFE achieves 53.81 % and 67.74 % in models with static embedding and BERT respectively, significantly enhancing the performance of pre-trained models by about 2 % F1 score. It is also noted that models all perform worst in the Weibo dataset. Actually, the scale of the Weibo dataset is rather small, with 1350 sentences in the training set. Meanwhile, in the informal language environment, there is a higher chance that named entities are not conveyed as their original forms. The two factors cause the relatively low performance of models in the Weibo dataset.

On **Substitution** dataset, it is clear that the recall values of using static embedding and BERT are both boosted by at least 1 %, which means our method is able to recognize more character substitution forms. At the same time, MFE with BERT also achieves an 86.16 % F1 score, improving the overall performance of pre-trained language models. There is an interesting example shown in Figure 5. The two sentences are drawn from our dataset, which have the same meaning, ‘he wants to go to Dapujiao’. Here, ‘Dapujiao’ is a famous place in Shanghai. However, the sentence be-

low is a little different because we substitute characters in the original entity to create a new named entity but referring to the same place. For the model using pure semantic embedding, it fails to give the perfect prediction for the sentence below because in the semantic domain, the Chinese character ‘qiao2’ in the second sentence, similar to ‘Joe’ in English, is not supposed to be the name of a place. However, the model using Multi-feature Fusion Embedding can exploit the extra information, thus giving the perfect prediction consistently.

From the results across all the datasets, we can clearly see that MFE brings improvement to NER models based on pre-trained embeddings. Most importantly, MFE especially shows its superiority on datasets the in informal language environment, such as Weibo, proving that it provides an insightful way to handle character substitution problems in Chinese Named Entity Recognition.

### Influence of Fusion Strategies

Table 5 displays the F1 scores of applying different fusion strategies on all five datasets. Considering the three different fusion strategies, the model with Multiple LSTMs achieves the best overall performance. Except for the MSRA dataset, the model using Multiple LSTMs gets the highest F1 score on the other four datasets, having an average boost of 2 % F1 score. At the same time, the model with the Concat strategy ranks second, while the model using the Concat+Linear strategy performs the worst in the three strategies, which gets a lower F1 score than that using pure BERT on the Chinese Resume dataset.

From the results, it is better not to add a linear layer to fuse all of these patterns. The reason is quite simple. Our features are extracted from different domains, which means they do not have a strong correlation. If we add a linear layer to fuse

Strategy	Resume	People Daily	MSRA	Weibo	Substitution
Concat	95.73	89.04	<b>89.96</b>	67.74	86.16
Concat+Linear	94.62	89.76	89.14	66.17	85.40
Multiple LSTMs	<b>95.83</b>	<b>91.38</b>	89.81	<b>68.05</b>	<b>87.41</b>

Table 5: F1 scores of different fusion strategies using MFE (BERT) on the five datasets. ‘Concat’ means we just concatenate semantic, glyph, and phonetic embeddings together. ‘Concat+Linear’ means we allow a certain dimension mixing. ‘Multiple LSTMs’ means we train different LSTM networks to handle different features and average them by adding a linear layer.

them, we basically mix these features together, which produces a vector that does not make any sense. So, in practice, we have to admit that the linear layer could help to reduce the loss value in the training set, but it is also more possible that models become over-fitting, which leads to the performance degradation in dev and test sets. For the same reason, the model using Multiple LSTMs can maintain the independence of each feature, because we don’t mix them up but average the predictions of LSTMs by using a linear layer. We can also find that the Multiple LSTMs strategy brings more enhancement, especially in the informal language environment, which further proves that extra information in our MFE does help the NER models to make accurate predictions.

### How MFE brings improvement

Based on the experiment results above, Multi-feature Fusion Embedding is able to reduce the negative influence of the character substitution phenomenon in Chinese Named Entity Recognition, while improving the overall performance of NER models. It makes sense that MFE is suitable to solve character substitution problems because we introduce glyph and pronunciation features. These extra features are complementary to semantic embedding from pre-trained models and bring information that will give more concrete evidence and show more logic patterns to NER models. For entities made up of characters with similar glyph or pronunciation patterns, it will have a higher chance to recognize that they actually represent the same entities. At the training stage, by using the dataset with original and substituted named entity pairs, which is similar to contrastive learning, our model will be more sensitive to these substitution forms.

In the glyph domain, compared with the ‘Four-Corner’ code, which has strict restrictions and limited scope of use, our glyph embedding method is more expressive in evaluating similar character shapes and can be used in any language environment. Meanwhile, the space complexity of our glyph embedding is only one over a thousand of using character images, which makes our method handy to use in practice.

In the phonetic domain, our phonetic embedding is more expressive than that applied in ChineseBERT (Sun et al. 2021). By combing with the international standard phonetic system, our phonetic embedding is able to show the similarity of two Chinese characters’ pronunciations, making our method more explainable.

What’s more, in Chinese, named entities have their own glyph and pronunciation patterns. In the glyph domain, characters in Chinese names usually contain a special

character root, which denotes ‘people’. Characters representing places and objects also include certain character roots, which show the materials like water, wood, and soil. Meanwhile, Chinese family names are mostly from *The Book of Family Names*, which means their pronunciations are quite limited. Base on all of these linguistic features, MFE can collect these extra features, which are usually neglected by pre-trained language models, and finally improve the overall performance of NER models.

### Conclusion

In this paper, we propose a new idea for Chinese Named Entity Recognition, Multi-feature Fusion Embedding. It fuses semantic, glyph, and phonetic features to provide extra prior knowledge for pre-trained language models so that it can give a more expressive and accurate embedding for Chinese characters in the Chinese NER task. In our method, we have deployed ‘Five-strokes’ to help generate glyph embedding and developed a synthetic phonetic system to represent pronunciations of Chinese characters. By introducing Multi-feature Fusion Embedding, the performance of pre-trained models in the NER task can be improved, which proves the significance and versatility of glyph and phonetic features. Meanwhile, we prove that Multi-feature Fusion Embedding can assist NER models to reduce the influence caused by character substitution. Nowadays, the informal language environment created by social media has deeply changed the way of people expressing their thoughts. Using character substitution to generate new named entities becomes a common linguistic phenomenon. In this situation, our method is especially suitable to be used in the current social media environment.

For future work, we want to focus on the generation of these substitution forms given news or a certain context so that we can update our corpus in time to fit the changing social media language environment.

### Acknowledgments

We thank anonymous reviewers for their helpful comments. This project is supported by the National Natural Science Foundation of China (No. 61772337).

### References

Cai, Q. 2019. Research on Chinese naming recognition model based on BERT embedding. In *2019 IEEE 10th International Conference on Software Engineering and Service Science (ICSESS)*, 1–4. IEEE.

- Hammerton, J. 2003. Named entity recognition with long short-term memory. In *Proceedings of the seventh conference on Natural language learning at HLT-NAACL 2003*, 172–175.
- He, H.; and Sun, X. 2017. F-Score Driven Max Margin Neural Network for Named Entity Recognition in Chinese Social Media. In *Proceedings of the 15th Conference of the European Chapter of the Association for Computational Linguistics: Volume 2, Short Papers*, 713–718.
- Huang, Z.; Xu, W.; and Yu, K. 2015. Bidirectional LSTM-CRF Models for Sequence Tagging. *arXiv e-prints*, arXiv–1508.
- Kenton, J. D. M.-W. C.; and Toutanova, L. K. 2019. BERT: Pre-training of Deep Bidirectional Transformers for Language Understanding. In *Proceedings of NAACL-HLT*, 4171–4186.
- Levow, G.-A. 2006. The third international Chinese language processing bakeoff: Word segmentation and named entity recognition. In *Proceedings of the Fifth SIGHAN Workshop on Chinese Language Processing*, 108–117.
- Mikolov, T.; Chen, K.; Corrado, G.; and Dean, J. 2013. Efficient Estimation of Word Representations in Vector Space. *Computer Science*.
- Peng, N.; and Dredze, M. 2015. Named entity recognition for chinese social media with jointly trained embeddings. In *Proceedings of the 2015 Conference on Empirical Methods in Natural Language Processing*, 548–554.
- Srivastava, N.; Hinton, G.; Krizhevsky, A.; Sutskever, I.; and Salakhutdinov, R. 2014. Dropout: a simple way to prevent neural networks from overfitting. *The journal of machine learning research*, 15(1): 1929–1958.
- Su, T.-R.; and Lee, H.-Y. 2017. Learning Chinese Word Representations From Glyphs Of Characters. In *Proceedings of the 2017 Conference on Empirical Methods in Natural Language Processing*, 264–273.
- Sun, Z.; Li, X.; Sun, X.; Meng, Y.; Ao, X.; He, Q.; Wu, F.; and Li, J. 2021. ChineseBERT: Chinese Pretraining Enhanced by Glyph and Pinyin Information. *arXiv e-prints*, arXiv–2106.
- Vaswani, A.; Shazeer, N.; Parmar, N.; Uszkoreit, J.; Jones, L.; Gomez, A. N.; Kaiser, Ł.; and Polosukhin, I. 2017. Attention is all you need. In *Advances in neural information processing systems*, 5998–6008.
- Yang, J.; Wang, H.; Tang, Y.; and Yang, F. 2021. Incorporating lexicon and character glyph and morphological features into BiLSTM-CRF for Chinese medical NER. In *2021 IEEE International Conference on Consumer Electronics and Computer Engineering (ICCECE)*, 12–17. IEEE.
- Zhang, T.; Cai, Z.; Wang, C.; Qiu, M.; and He, X. 2021. SMedBERT: A Knowledge-Enhanced Pre-trained Language Model with Structured Semantics for Medical Text Mining. In *Proceedings of the 59th Annual Meeting of the Association for Computational Linguistics and the 11th International Joint Conference on Natural Language Processing (Volume 1: Long Papers)*.
- Zhang, Y.; and Yang, J. 2018. Chinese NER Using Lattice LSTM. In *Proceedings of the 56th Annual Meeting of the Association for Computational Linguistics (Volume 1: Long Papers)*, 1554–1564.