

# Reframing Instructional Prompts to GPT $k$ 's Language

Swaroop Mishra<sup>1</sup> Daniel Khashabi<sup>2</sup> Chitta Baral<sup>1</sup> Yejin Choi<sup>2,3</sup> Hannaneh Hajishirzi<sup>2,3</sup>

<sup>1</sup>Arizona State University, <sup>2</sup>Allen Institute for AI, <sup>3</sup>University of Washington

## Abstract

How can model designers turn task instructions into effective prompts for language models? Backed by extensive empirical analysis on GPT3, we observe important features for successful instructional prompts, and propose several *reframing techniques* for model designers to create such prompts. For example, a complex task can be decomposed into multiple simpler tasks (Fig. 1a). We experiment over 12 NLP tasks across 6 diverse categories (question generation, classification, etc.). Our results show that reframing improves few-shot learning performance by 14% while reducing sample complexity over existing few-shot baselines. The performance gains are particularly important on large language models, such as GPT3 where tuning models or prompts on large datasets is not feasible. Furthermore, we observe that such gains are not limited to GPT3; the reframed tasks remain superior over raw instructions across different model architectures, underscoring the cross-model generality of these guidelines. We hope these empirical-driven techniques will pave way for more effective ways to prompt LMs in future.

## 1 Introduction

Prompting large language models (LMs) like GPT3 (Brown et al., 2020) has led to the development of NLP modules accessible to non-expert users by enabling fast model design through plain text instructions of NLP tasks and a few examples (Liu et al., 2021a)). Engineering instructional prompts<sup>1</sup> (Efrat and Levy, 2020) has produced successful results in several NLP tasks such as classification (Jiang et al., 2020; Schick and Schütze, 2021). On the other hand, task instructions written by non-expert users are often long and contain abstractive descriptions (Mishra et al., 2021) which

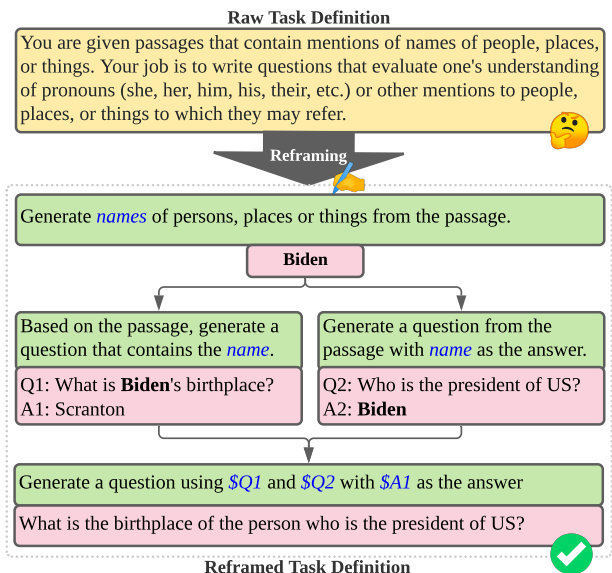
are not easy to follow for LMs as evidenced by lower performance of models when prompted with such instructions.

In this work, we study the challenges that give rise to poor performance of LMs in understanding complex task instructions and propose *reframing* them to increase their effectiveness. Fig. 1a shows a reframing example which involves decomposing a task into multiple sub-tasks. The intended task here is writing questions that require entity coreference (Dasigi et al., 2019). While GPT3 has failed in solving the original task instruction (the yellow box at the top), it succeeds when the task is decomposed to four simpler and easier sub-tasks.

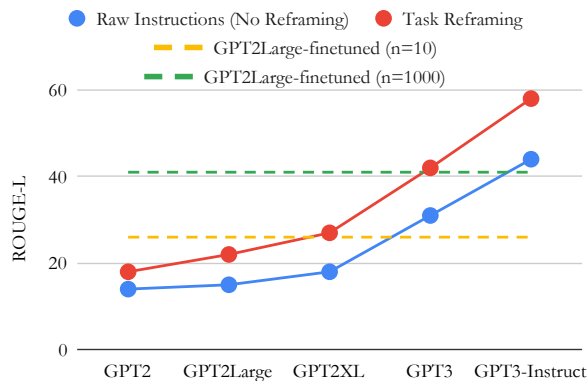
We propose five types of reframing techniques that are intended to be applied by model designers. These techniques are developed based on our observation that instructional prompts should be concise and concrete, and contain little abstract statements about human commonsense or their background knowledge. Compared to the recent literature, our reframing techniques broaden the scope of existing prompt engineering approaches (Petroni et al., 2019; Schick and Schütze, 2021) which generally focus on surface-level changes to the original prompt. Our reframing techniques include incorporating low-level patterns about the target task, decomposing and itemizing instructions, stating the task constraints and providing specialized instructions (examples in Table 1).

We experiment with over 12 tasks in NATURAL INSTRUCTIONS (Mishra et al., 2021) which contains a variety of NLP tasks and their instructions. Empirically, we observe that the reframed prompts have notable performance gain over raw instructions (the gap between the red and blue trends in Fig. 1b) with an average of 14% gain when using GPT3-instruct. Furthermore, such gains remain consistent across different models, indicating that reframed prompts remain effective when applied to diverse model architectures. This is in contrast to

<sup>1</sup>We focus on instructional prompts, as opposed to exemplar prompts which are already well-studied (Lu et al., 2021; Zhao et al., 2021; Kumar and Talukdar, 2021).



(a) GPT3 has difficulty in writing questions that require entity coreference resolutions based on a single lengthy prompt (top, in yellow), however, it succeeds in solving a *reframed* task that has four simpler sub-steps (bottom, in green).



(b) Across a variety of model sizes, **reframed prompts** consistently show considerable performance gain over **raw task instructions (no reframing)**. Since fine-tuning GPT3 is prohibitively expensive, we show the performance of fine-tuning smaller models (**horizontal lines**). This results indicates that it might be more effective for a model designer to reframe a task prompt for a large model like GPT3-instruct (red line) than performing fine-tuning for a smaller model like GPT2Large (green line) with  $200\times$  more data. Details of the experiments in §4.

Figure 1: (a) An example reframing. (b) A summary of the empirical results.

fine-tuning approaches which need to be performed separately for each model.

Reframing prompts by model designers is particularly effective when evaluated on large LMs where fine-tuning is prohibitively expensive (such as GPT3). Interestingly, we observe that, reframed prompts on GPT3-instruct score roughly 17% higher than GPT2Large supervised with  $1k$  instances (i.e.,  $200\times$  more data). Using our guidelines, model designers can come up with new reframed tasks in a matter of minutes. We hope this study will lead to the development of better few-shot models that generalize across models, thereby leading to more effective ways of reaping the investments already poured into creating massive LMs.

**Contributions:** (a) We identify several guidelines for model designers to *reframe* instructional prompts and provide illustrative use-cases associated with each type of reframing techniques. (b) Extensive experiments on diverse tasks show that reframing gives rise to superior performance over raw task instructions, across range of models sizes. (c) We provide analyses quantifying the contribution of the prompting techniques and various parameters that contribute to their success.

## 2 Related Work

Our work is related to designing discrete prompts and tuning continuous prompts in recent literature.

**Discrete Prompts** Constructing effective discrete prompts for language models to perform NLP tasks is an active area of research (Schick and Schütze, 2020; Le Scao and Rush, 2021; Tam et al., 2021; Logan IV et al., 2021). At a high level, our reframing techniques extend prompt engineering approaches (Liu et al., 2021a) to enable language models to understand and follow complex task instructions, and fills in several gaps in the prompt engineering literature in the following ways: (1) Most recent prompt-engineering approaches make strong assumptions about their target tasks which make them non-trivial to generalize to any NLP task. For example, they are studied in the context of classification (Petroni et al., 2019; Schick and Schütze, 2021) or applied as prompt composition and prompt decomposition for relation extraction (Han et al., 2021) and named entity recognition (Cui et al., 2021) tasks, respectively. While our proposed prompt-reframing is not quite algorithmic, the principles behind reframing prompts are relatively general and enable model designers to reframe a variety of tasks beyond classification. (2) Most prompt engineering approaches apply lightweight changes to the original prompt (Liu et al., 2021a), whereas our reframed prompts here are often very different from the raw instructions. (3) Existing proposals to discover prompts (Shin et al., 2020; Jiang et al., 2020) lead to results that are model-specific, i.e., the resulting prompts are not

shown to generalize across models. We show evidence of cross-model generalization for the re-framed prompts.

**Continuous Prompts** Tuning continuous prompts leads to the making of space-efficient models compared to fine-tuning model parameters (Liu et al., 2021b; Lester et al., 2021). Despite being algorithmic, these models require propagating gradient information across the whole architecture leading to high computational costs, which is a key bottleneck when it comes to large LMs such as GPT3. While our proposal is not quite algorithmic and requires human intervention, it provides model designers with several relatively easy rules-of-thumb to come up with language prompts that work effectively with large LMs.

### 3 Prompt Reframing

This section describes our reframing principles and then describes the approach to operationalize them. Reframing principles are obtained by probing instructions of various tasks in the training split of NATURAL INSTRUCTIONS (Mishra et al., 2021) to understand different failure modes associated with prompting in GPT3 (Brown et al., 2020).

**Motivation from GPT3’s Failures** We observe that GPT3 fails to follow instructions when it is provided with long prompts that often contain repeated information, abstract notions, analogies, complex statements requiring human commonsense and their domain knowledge (see examples in Table 1). Humans typically find these helpful for describing their tasks. For example, some content intended to motivate the task or repetition for the sake of emphasis, might be unnecessary or even redundant for a model.

#### 3.1 Reframing Principles

We observe that short prompts that contain concrete statements and avoid terms associated with background knowledge improve GPT3’s response to instructions. We recursively apply this observation and provide a set of reframing principles to resolve various issues on GPT3’s failures with prompting, backed by extensive empirical analysis on GPT3. The principles have light resemblance to how basic tasks are formulated and taught to kids.

(C<sub>1</sub>) *Use Low-level Patterns*: Instead of using terms that require background knowledge to

understand, use various patterns about the expected output.

(C<sub>2</sub>) *Itemizing Instructions*: Turn descriptive attributes into bulleted lists. If there are any negation statements, turn them into assertion statements.

(C<sub>3</sub>) *Break it Down*: Break down a task into multiple simpler tasks, wherever possible.

(C<sub>4</sub>) *Enforce Constraint*: Add explicit textual statements of output constraints.

(C<sub>5</sub>) *Specialize the Instruction*: Customize the instructions so that they directly speak to the intended output.

We operationalize each of the above principles in terms of 5 *reframing* techniques. The degree of reframing (the amount of change applied to the raw instructions) varies significantly across the reframing techniques: the simplest one adds an enforcement statement at the end whereas the other extreme involves completely changing the task as a whole (e.g., decomposing it into multiple tasks).

#### 3.2 Reframing Techniques

We explain each of the reframing techniques in three parts (1) *model failure* states a potential weakness of LM, (2) *approach* describes our suggested approach and intuition behind it, according to our empirical observations (3) *example* illustrates the application of the suggested technique in reference to Table 1. In designing these techniques, we used a development set that contains the first 5 instances of each task in NATURAL INSTRUCTIONS.

##### 3.2.1 PATTERN REFRAMING

**Model failure** While humans have an incredible ability in understanding and acting with respect to abstract descriptions, models like GPT3 ignore most of them.

**Approach** Find low-level patterns among the dev set examples and extrapolate those by adding similar patterns (C<sub>1</sub>).

**Example** Table 1 (row 1) illustrates the CosmosQA (Huang et al., 2019) question generation task. The raw task instruction consists of various high-level statements such as “commonsense”, “complex”, “interesting”, “easy for humans and hard for AI machines”, whereas the reframed task consists of various low-level patterns about the expected output such as “what may happen”, “in the future, will..”, “why might”, which generally improve GPT3’s performance in generating valid questions.

Raw task definitions and their reframed counterpart	
PATTERN REFRAMING	<p><b>Raw Task:</b> Craft a question which requires commonsense to be answered. Based on the given context, craft a common-sense question, especially those that are LONG, INTERESTING, and COMPLEX. The goal is to write questions that are easy for humans and hard for AI machines! To create such questions, here are some suggestions: A. What may (or may not) be the plausible reason for an event? B. What may (or may not) happen before (or after, or during) an event? C. What may (or may not) be a plausible fact about someone (or something)? D. What may (or may not) happen if an event happens (or did not happen)? You can also create other types of question.</p> <p><b>Input:</b> Context:&lt;&gt;    <b>Expected Output:</b> Question:&lt;&gt;</p>
	<p><b>Reframed Task:</b> Use 'what may happen', 'will ...?', 'why might', 'what may have caused', 'what may be true about', 'what is probably true about', 'what must' and similar phrases in your question based on the input context.</p> <p><b>Input:</b> Context:&lt;&gt;    <b>Expected Output:</b> Question:&lt;&gt;</p>
ITEMIZING REFRAMING	<p><b>Raw Task:</b> Follow the instructions to produce output with the given context word. Do &lt;&gt;. Do &lt;&gt;. Don't &lt;&gt;</p> <p><b>Input:</b> Context word &lt;&gt;    <b>Expected Output:</b> Long text &lt;&gt;</p>
	<p><b>Reframed Task:</b> Follow instructions below to produce output based on the given context word.</p> <ul style="list-style-type: none"> <li>- Do &lt;&gt;</li> <li>- Do &lt;&gt;</li> <li>- Do &lt;&gt;</li> </ul> <p><b>Input:</b> Context word &lt;&gt;    <b>Expected Output:</b> Long text &lt;&gt;</p>
DECOMPOSITION REFRAMING	<p><b>Raw Task:</b> In this task, based on the given context word, you need to create a pair of sentences each containing a blank ( _ ) and their corresponding answer. The sentence pair should look similar, and should be about two related but different objects; for example "trophy" and "suitcase". Also, the sentences must be different in terms of trigger words (e.g., "small" and "big") which express contrasting properties about the two objects.</p> <p><b>Input:</b> Context word:&lt;&gt;    <b>Expected Output:</b> Question 1: &lt;&gt; Answer 1: &lt;&gt; Question 2: &lt;&gt; Answer 2: &lt;&gt;</p>
	<p><b>Reframed Task:</b></p>
	<p><b>Subtask 1.</b> Write 2 objects based on the given context word.  <b>Input:</b> Context word:&lt;&gt;    <b>Expected Output:</b> Objects: &lt;&gt;</p>
	<p><b>Subtask 2.</b> Write a sentence by connecting objects with a verb.  <b>Input:</b> Objects: &lt;&gt;    <b>Expected Output:</b> Sentence: &lt;&gt;</p>
	<p><b>Subtask 3.</b> Create a fill in the blank questions from the sentence where object 1 will fit the blank.  <b>Input:</b> Object 1: &lt;&gt;,Sentence: &lt;&gt;    <b>Expected Output:</b> Question: &lt;&gt;</p>
	<p><b>Subtask 4.</b> Change the given question so that answer flips to object 2 in the question.  <b>Input:</b> Object 2: &lt;&gt;, Sentence: &lt;&gt;, Question: &lt;&gt;    <b>Expected Output:</b> Question: &lt;&gt;</p>
<p><b>Subtask 5.</b> Generate both questions and answers:  <b>Input:</b> Question 1: &lt;&gt; Object 1: &lt;&gt; Question 2: &lt;&gt; Object 2: &lt;&gt;  <b>Expected Output:</b> Question 1: &lt;&gt; Answer 1: &lt;&gt; Question 2: &lt;&gt; Answer 2: &lt;&gt;</p>	
RESTRAINING REFRAMING	<p><b>Raw Task:</b>... What is the type of the answer corresponding to the given question? Number, Date, or Span?...</p> <p><b>Input:</b> Passage: &lt;&gt;. Question: &lt;&gt;    <b>Expected Output:</b> &lt;Number/Date/Span&gt; ...</p>
	<p><b>Reframed Task:</b>... What is the type of the answer corresponding to the given question? Number, Date, or Span?...</p> <p><b>Input:</b> Passage: &lt;&gt; Question: &lt;&gt;    <b>Answer either Number, Date or Span?</b>    <b>Expected Output:</b>&lt;Number/Date/Span&gt;</p>
SPECIALIZATION REFRAMING	<p><b>Raw Task:</b> Answer the following question ... &lt;Not so important Text&gt; ...</p> <p><b>Input:</b> Question &lt;&gt;    <b>Expected Output:</b> Answer &lt;&gt;</p>
	<p><b>Reframed Task:</b>Calculate answer to the following question. You need to either add or subtract numbers associated with two objects present in the question.</p> <p><b>Input:</b> Question &lt;&gt;    <b>Expected Output:</b> Answer &lt;&gt;</p>

Table 1: Examples of various reframing techniques. *Italicized* text represents the prompt. Change in prompt and example in the transformed task are indicated with blue and red markings, respectively.

### 3.2.2 ITEMIZING REFRAMING

**Model failure** LMs have difficulty in following long paragraphs stating multiple requirements. Models are particularly bad when the requirements are formulated as a negative statement (“don’t ...”).

**Approach** Turn long descriptions into bulleted lists of several statements ( $C_2$ ). Additionally, turn negative statements to positive ones. For example, reformulate “don’t create questions which are not answerable from the paragraph” into “create questions which are answerable from the paragraph”.

**Example** Table 1 (row 2) illustrates the Winogrande (Sakaguchi et al., 2020) sample generation task where the raw instructions contain several requisites (do’s and don’ts) that are hard for models to follow. Reframing the instructions into a structured list improves the model response.

### 3.2.3 DECOMPOSITION REFRAMING

**Model failure** Tasks with implicit multi-step reasoning are challenging for models, even after itemizing reframing (3.2.2).

**Approach** Wherever possible, decompose a task into multiple different sub-tasks which can be executed either sequentially or in parallel ( $C_3$ ) and hence, make them relatively easier for models.

**Example** In Table 1 (row 1), the task is to generate samples for the Winogrande (Sakaguchi et al., 2020) dataset. Decomposition of the task into 5 sequential steps improves GPT3’s response.

### 3.2.4 RESTRAINING REFRAMING

**Model failure** A common mistake of GPT3 occurs when the task definition deviates from its pre-trained objective (predicting next words). For example, when predicting question *types* GPT3 often answers the question instead of generating its type. Similarly, in reading comprehension tasks, GPT3 sometimes answers a question based on its background knowledge instead of answering from the given passage.

**Approach** Append a statement to the task instruction that expresses a constraint about the output generation ( $C_4$ ).

**Example** Table 1 (row 3) illustrates the DROP (Dua et al., 2019) answer type generation task where the objective is to generate a valid answer type among “Number”, “Date” and “Span” for a given question. Adding an enforcement statement tends to improve the model output by constraining it to the provided types.

### 3.2.5 SPECIALIZATION REFRAMING

**Model failure** We observe that generic instructions such as “answer the following question” are not notably helpful for GPT3 in performing a task.

**Approach** Reformulate the instructions so that they directly describe the low-level task needed to be done and drop all the repeated and generic statements ( $C_5$ ).

**Example** Table 1 (row 5) illustrates a task of numerical reasoning problems that involve natural language sentences describing additions and subtractions. The reframed prompt specializes the generic task instruction of (“calculate answer”).

## 4 Experimental Setup

**Dataset** We evaluate the proposed reframing techniques on the evaluation tasks from NATURAL INSTRUCTIONS (Mishra et al., 2021) which consists of 12 tasks categorized into 6 categories (listed in Table 3). Following the original setup, we use ROUGE-L (Lin, 2004) as the evaluation metric in our experiments.

**Models** For evaluation we use various models of the GPT family: GPT2, GPT2Large, GPT2XL, GPT3 and GPT3-instruct (Brown et al., 2020; Radford et al., 2019)<sup>2</sup> and BART-base (Lewis et al., 2020). We evaluate the models according to the following setups:

**GPT $k$  w/ raw instructions:** We follow the setup of (Mishra et al., 2021) which experiments GPT3-instruct with their raw instructions. Overall the prompts provided to the model consist of three segments (in this order): (a) task instructions, (b) positive examples (input and outputs) and (c) a new input for which we expect model’s response. We experiment with 5 examples<sup>3</sup> which is a more realistic few-shot setup.

**GPT $k$  w/ reframed instructions:** Model designer applies various reframing techniques (Section 3.2) on tasks in NATURAL INSTRUCTIONS. Similar to the raw instructions baseline, we use 5 examples in our reframed tasks. In our setup, model designer is an author who follows the guidelines (§3.2) by observing 5 examples in the development set and reframes instructions. This process was done in interaction with GPT3-instruct via the development examples. This took roughly 15

<sup>2</sup><https://beta.openai.com/docs/engines/>

<sup>3</sup>These 5 positive examples are part of instructions in each task of NATURAL INSTRUCTIONS, and sometimes the number of positive examples is less than 5.

supervision mode	model	task category → # of examples ↓	QG	AG	CF	IAG	MM	VF	Avg
SUPERVISED	BART	5000	59	61	91	26	85	82	67
FEW-SHOT	GPT3-instruct (raw instructions)	5	43	54	44	21	70	32	44
	GPT3-instruct (calibrated raw instructions)	5	41↓	52↓	58↑	22↑	70	35↑	46↑
	GPT3-instruct ( <b>reframed instructions</b> )	5	<b>55↑</b>	<b>72↑</b>	<b>65↑</b>	<b>30↑</b>	<b>80↑</b>	<b>48↑</b>	<b>58↑</b>

Table 2: Evaluation of various few-shot and supervised learning baselines in ROUGE-L. Category names: QG: Question Generation, AG: Answer Generation, CF: Classification, IAG: Incorrect Answer Generation, MM: Minimal Text Modification, VF: Verification. The reframed prompts (last row) improve GPT3-instruct’s performance. Among the three methods that use the same number of examples, the highest performing method is in bold.

task	source	category
generating questions on event duration	MC-TACO (Zhou et al., 2019)	Question Generation (QG)
generating questions on sentence composition	QASC (Khot et al., 2020)	
answering event coreference questions	Quoref (Dasigi et al., 2019)	Question Answering (QA)
answering fill in the blank questions on coreference resolution	WinoGrande (Sakaguchi et al., 2020)	
identifying inappropriate content in context	CosmosQA (Huang et al., 2019)	Classification (CF)
identifying bad questions in reading comprehension	MultiRC (Khashabi et al., 2018)	
generating incorrect answers to event transience questions	MC-TACO (Zhou et al., 2019)	Incorrect Answer Generation (IAG)
generating incorrect answers to event duration questions	MC-TACO (Zhou et al., 2019)	
modifying fill in the blank questions on coreference resolution	WinoGrande (Sakaguchi et al., 2020)	Text Modification (MM)
generating paraphrase of given sentences	Miscellaneous	
finding overlapping words between two sentences	QASC (Khot et al., 2020)	Verification (VF)
Identifying words essential for choosing correct answers.	Essential-Terms (Khashabi et al., 2017)	

Table 3: List of evaluation tasks used in this study (§4).

minutes per task and per reframing type. Similar to the setup with raw instructions, the ultimate encoded prompts contained a concatenation of the followings (in this order): reframed instructions, positive examples and the instance input.

**Supervised baseline:** While the conventional setup of supervised learning has been successful for reasonably sized models, it is prohibitively expensive for large models like GPT3. We train medium-sized LMs (e.g., BART-base (Lewis et al., 2020)) on  $5k$  examples of each task and evaluate on unseen instances of the corresponding task.

**GPT $k$  w/ calibration:** This method extends the re-

cent calibration approach introduced by Zhao et al. (2021), which involves compensating for various model-specific biases in a few-shot setup, for example recency bias and majority bias. Zhao et al. (2021) perform calibration by masking input instances with ‘N/A’ tokens, estimating bias using model prediction probabilities and then compensating the bias while feeding the input instance during prediction. We extend calibration to our instruction setup by masking the input instance in our instruction encoding with an ‘N/A’ token and calibrating biases associated with GPT3-instruct.

## 5 Empirical Results

### 5.1 Main Results

A summary of our experiments<sup>4</sup> is provided in Fig.1b which shows the performance of the reframed instructions on various models, compared to our baselines. Furthermore, Table 2 provides a more granular comparison of few-shot and supervised models per task category, all on GPT3-instruct and in terms of ROUGE-L. Below are several takeaways from these experiments.

**Reframing improves upon the few-shot baselines.** Table 2 shows that reframing outperforms the original raw instruction baseline with 14% absolute gain (44% → 58%). It also outperforms the calibration baseline with an absolute gain of 12% (46% → 58%). The gains are spread across task categories, with the highest gains in Answer Generation (AG), Classification (CF), and Verification (VF) categories.

**Reframed prompts retain their superiority across different models.** As Fig.1b shows, the reframed instructions consistently perform superior to raw task instructions across various models. This

<sup>4</sup>Scripts needed to reproduce our experiments are included in <https://github.com/allenai/reframing/>

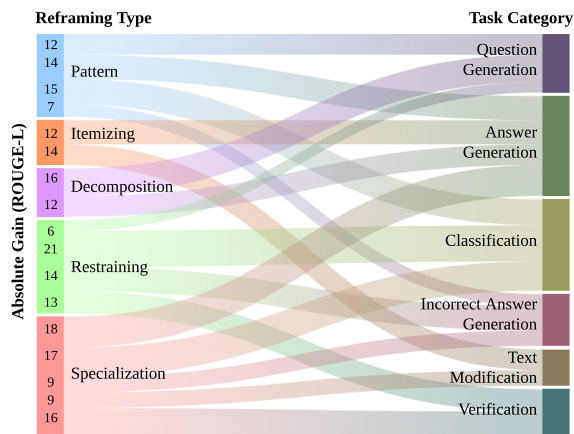


Figure 2: Average performance gain (numbers on the left side) of reframing instructions (over raw instructions), when evaluated via GPT3-instruct. The plot shows the gains resulting from applying each reframing type (left) to various task categories (right). While SPECIALIZATION reframing is versatile, others like DECOMPOSITION are applicable to a narrower range of tasks.

is in contrast to parameter tuning algorithms (such as fine-tuning and prompt-tuning) which need to be performed separately for each model.

**Reframing instructions with a large LM is comparable to a mid-sized supervised model.** The average performance associated with supervised baseline is higher than the reframing method. However, in the Answer Generation (AG) and Incorrect Answer Generation (IAG) categories, reframing outperforms the supervised baselines by 11%, 4% absolute gains, respectively. A similar observation can be made in Fig. 1b, where reframed prompts with GPT3-instruct have notably higher performance than the supervised mid-size model (GPT2Large) which uses  $200\times$  more data.

## 5.2 Analyses

**Contribution of Reframing Techniques** Fig. 2 illustrates the average performance gain associated with each of the reframing techniques across various categories of tasks. We apply various reframing techniques on each task of NATURAL INSTRUCTIONS<sup>5</sup> and evaluate the performance gain associated with each of the reframing techniques. We observe that SPECIALIZATION REFRAMING, RESTRAINING REFRAMING and PATTERN REFRAMING are applicable to a wider range of tasks.

<sup>5</sup>Note that not all reframing techniques are effective for a particular task.

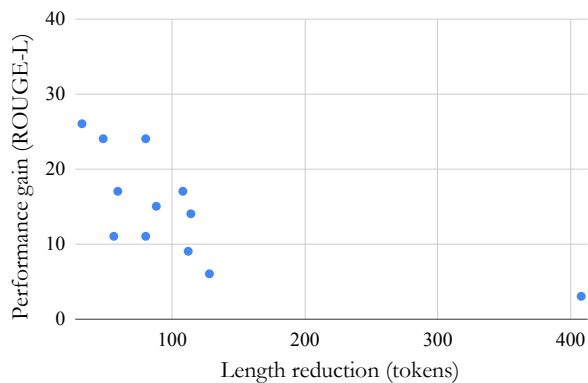


Figure 3:  $x$ -axis: length reduction in instruction length as a result of reframing;  $y$ -axis: performance gain (ROUGE-L) after applying reframing and evaluating via GPT3-instruct. Each dot represents a task in our evaluation set. The scatter plot show that least length reductions are not necessarily worse.

We also observe that, RESTRAINING REFRAMING contributes the most to Classification tasks whereas SPECIALIZATION REFRAMING is dominant on Answer Generation tasks.

**Performance vs Instructions Length** We observe that reframed instructions are usually shorter than the original instructions. A natural question that might arise is whether there is a correlation between the length reduction and the performance improvement, as a result of applying reframing. Fig. 3 shows that performance gain is not always proportional to the length difference across various evaluation tasks (dots in the figure) in NATURAL INSTRUCTIONS. This indicates just shortening the instructions is not necessarily the primary factor in improving the instructions.

## 6 Closing Remarks

Inspired by GPT3’s poor performance in following task instructions, we explored reframing — the process by which practitioners reformulate tasks to a language that is easier to follow for LMs, while maintaining their human readability. Reframing extends the existing literature on prompt engineering by being applicable to a wider range of tasks. The experiments conducted on 12 tasks manifest their benefits over raw instructions or fine-tuning mid-sized models.

**A sustainable alternative to model training** In the context of fast prototyping using massive LMs, we hypothesize that further development of reframing can lead to pragmatic alternative to fine-tuning.

In applications where task definitions can quickly change, model designers can come up with new reframed prompts, in a matter of minutes.

**Generalization to future models** Would the reframed prompts remain competitive on LMs that are not yet published? While it is impossible to decidedly respond to this counterfactual question, by extrapolating from Fig. 1b we hypothesize that the proposed approach will remain superior on the near-future models (say, GPT4). However, on a longer horizon, if LMs continue to progress much further we expect diminishing returns in using reframed instructions: if models have little difficulty in understanding language, there will be little gain in reframing the instructions.

**Opportunities for improvement** While reframing enables model development in a human-centric manner, it needs to be applied by model designers. Therefore, an algorithmic solution to reframe tasks will likely be a useful progress forward. This will be part of our future work.

We hope that this study will inspire further investigation of potentially-unconventional approaches to exploit the knowledge harnessed by increasingly large LMs where fine-tuning and its alternatives are prohibitively expensive.

## References

- Tom Brown, Benjamin Mann, Nick Ryder, Melanie Subbiah, Jared D Kaplan, Prafulla Dhariwal, Arvind Neelakantan, Pranav Shyam, Girish Sastry, Amanda Askell, Sandhini Agarwal, Ariel Herbert-Voss, Gretchen Krueger, Tom Henighan, Rewon Child, Aditya Ramesh, Daniel Ziegler, Jeffrey Wu, Clemens Winter, Chris Hesse, Mark Chen, Eric Sigler, Mateusz Litwin, Scott Gray, Benjamin Chess, Jack Clark, Christopher Berner, Sam McCandlish, Alec Radford, Ilya Sutskever, and Dario Amodei. 2020. Language models are few-shot learners. In *NeurIPS*, volume 33, pages 1877–1901. Curran Associates, Inc.
- Leyang Cui, Yu Wu, Jian Liu, Sen Yang, and Yue Zhang. 2021. Template-based named entity recognition using bart. *arXiv preprint arXiv:2106.01760*.
- Pradeep Dasigi, Nelson F Liu, Ana Marasović, Noah A Smith, and Matt Gardner. 2019. Quoref: A reading comprehension dataset with questions requiring coreferential reasoning. In *Proceedings of EMNLP*, pages 5925–5932.
- Dheeru Dua, Yizhong Wang, Pradeep Dasigi, Gabriel Stanovsky, Sameer Singh, and Matt Gardner. 2019. Drop: A reading comprehension benchmark requiring discrete reasoning over paragraphs. In *Proceedings of NAACL*, pages 2368–2378.
- Avia Efrat and Omer Levy. 2020. The turking test: Can language models understand instructions? *arXiv preprint arXiv:2010.11982*.
- Xu Han, Weilin Zhao, Ning Ding, Zhiyuan Liu, and Maosong Sun. 2021. Ptr: Prompt tuning with rules for text classification. *arXiv preprint arXiv:2105.11259*.
- Lifu Huang, Ronan Le Bras, Chandra Bhagavatula, and Yejin Choi. 2019. Cosmos qa: Machine reading comprehension with contextual commonsense reasoning. In *Proceedings of EMNLP*, pages 2391–2401.
- Zhengbao Jiang, Frank F. Xu, Jun Araki, and Graham Neubig. 2020. How Can We Know What Language Models Know? *TACL*, 8:423–438.
- Daniel Khashabi, Snigdha Chaturvedi, Michael Roth, Shyam Upadhyay, and Dan Roth. 2018. Looking beyond the surface: A challenge set for reading comprehension over multiple sentences. In *Proceedings of NAACL*, pages 252–262.
- Daniel Khashabi, Tushar Khot, Ashish Sabharwal, and Dan Roth. 2017. Learning what is essential in questions. In *Proceedings of CoNLL*, pages 80–89.
- Tushar Khot, Peter Clark, Michal Guerquin, Peter Jansen, and Ashish Sabharwal. 2020. Qasc: A dataset for question answering via sentence composition. In *Proceedings of AAAI*, volume 34, pages 8082–8090.
- Sawan Kumar and Partha Talukdar. 2021. Reordering examples helps during priming-based few-shot learning. *arXiv preprint arXiv:2106.01751*.
- Teven Le Scao and Alexander M Rush. 2021. How many data points is a prompt worth? In *Proceedings of NAACL*, pages 2627–2636.
- Brian Lester, Rami Al-Rfou, and Noah Constant. 2021. The power of scale for parameter-efficient prompt tuning. *arXiv preprint arXiv:2104.08691*.
- Mike Lewis, Yinhan Liu, Naman Goyal, Marjan Ghazvininejad, Abdelrahman Mohamed, Omer Levy, Veselin Stoyanov, and Luke Zettlemoyer. 2020. Bart: Denoising sequence-to-sequence pre-training for natural language generation, translation, and comprehension. In *Proceedings of ACL*, pages 7871–7880.
- Chin-Yew Lin. 2004. Rouge: A package for automatic evaluation of summaries. In *Text summarization branches out*, pages 74–81.
- Pengfei Liu, Weizhe Yuan, Jinlan Fu, Zhengbao Jiang, Hiroaki Hayashi, and Graham Neubig. 2021a. Pre-train, prompt, and predict: A systematic survey of prompting methods in natural language processing. *arXiv preprint arXiv:2107.13586*.



- Xiao Liu, Yanan Zheng, Zhengxiao Du, Ming Ding, Yujie Qian, Zhilin Yang, and Jie Tang. 2021b. Gpt understands, too. *arXiv preprint arXiv:2103.10385*.
- Robert L Logan IV, Ivana Balažević, Eric Wallace, Fabio Petroni, Sameer Singh, and Sebastian Riedel. 2021. Cutting down on prompts and parameters: Simple few-shot learning with language models. *arXiv preprint arXiv:2106.13353*.
- Yao Lu, Max Bartolo, Alastair Moore, Sebastian Riedel, and Pontus Stenetorp. 2021. Fantastically ordered prompts and where to find them: Overcoming few-shot prompt order sensitivity. *arXiv preprint arXiv:2104.08786*.
- Swaroop Mishra, Daniel Khashabi, Chitta Baral, and Hannaneh Hajishirzi. 2021. Natural instructions: Benchmarking generalization to new tasks from natural language instructions. *arXiv preprint arXiv:2104.08773*.
- Fabio Petroni, Tim Rocktäschel, Sebastian Riedel, Patrick Lewis, Anton Bakhtin, Yuxiang Wu, and Alexander Miller. 2019. Language models as knowledge bases? In *Proceedings of EMNLP*, pages 2463–2473.
- Alec Radford, Jeffrey Wu, Rewon Child, David Luan, Dario Amodei, Ilya Sutskever, et al. 2019. Language models are unsupervised multitask learners. *OpenAI blog*, 1(8):9.
- Keisuke Sakaguchi, Ronan Le Bras, Chandra Bhagavatula, and Yejin Choi. 2020. Winogrande: An adversarial winograd schema challenge at scale. In *Proceedings of AAAI*, volume 34, pages 8732–8740.
- Timo Schick and Hinrich Schütze. 2020. Few-shot text generation with pattern-exploiting training. *arXiv preprint arXiv:2012.11926*.
- Timo Schick and Hinrich Schütze. 2021. Exploiting cloze-questions for few-shot text classification and natural language inference. In *Proceedings of EACL*, pages 255–269.
- Taylor Shin, Yasaman Razeghi, Robert L Logan IV, Eric Wallace, and Sameer Singh. 2020. Eliciting knowledge from language models using automatically generated prompts. In *Proceedings of EMNLP*, pages 4222–4235.
- Derek Tam, Rakesh R Menon, Mohit Bansal, Shashank Srivastava, and Colin Raffel. 2021. Improving and simplifying pattern exploiting training. In *Proceedings of EMNLP*.
- Tony Z Zhao, Eric Wallace, Shi Feng, Dan Klein, and Sameer Singh. 2021. Calibrate before use: Improving few-shot performance of language models. In *Proceedings of ICML*.
- Ben Zhou, Daniel Khashabi, Qiang Ning, and Dan Roth. 2019. “going on a vacation” takes longer than “going for a walk”: A study of temporal common-sense understanding. In *Proceedings of EMNLP*, pages 3363–3369.