

Federated Submodel Averaging

Yucheng Ding¹, Chaoyue Niu¹, Fan Wu¹, Shaojie Tang², Chengfei Lv³, Yanghe Feng⁴, and Guihai Chen¹

¹ Shanghai Jiao Tong University, China

² University of Texas at Dallas, USA

³ Alibaba Group, China

⁴ National University of Defense Technology, China

{yc.ding, rvince, wu-fan}@sjtu.edu.cn, shaojie.tang@utdallas.edu, chengfei.lcf@alibaba-inc.com, fengyanghe@nudt.edu.cn, gchen@cs.sjtu.edu.cn

Abstract

We study practical data characteristics underlying federated learning, where non-i.i.d. data from clients have sparse features, and a certain client’s local data normally involves only a small part of the full model, called a submodel. Due to data sparsity, the classical federated averaging (FedAvg) algorithm or its variants will be severely slowed down, because when updating the global model, each client’s zero update of the full model excluding its submodel is inaccurately aggregated. Therefore, we propose federated submodel averaging (FedSubAvg), ensuring that the expectation of the global update of each model parameter is equal to the average of the local updates of the clients who involve it. We theoretically proved the convergence rate of FedSubAvg by deriving an upper bound under a new metric called the element-wise gradient norm. In particular, this new metric can characterize the convergence of federated optimization over sparse data, while the conventional metric of squared gradient norm used in FedAvg and its variants cannot. We extensively evaluated FedSubAvg over both public and industrial datasets. The evaluation results demonstrate that FedSubAvg significantly outperforms FedAvg and its variants.

Introduction

Federated learning (FL) allows a large number of clients (e.g., millions of smartphone users) to collaborate in the training of a global machine learning model under the coordination of a cloud server without sharing raw data (McMahan et al. 2017; Li et al. 2019; Kairouz et al. 2019; Gu et al. 2021). In each round of FL, some clients are chosen to train the model in parallel using their local data, and the cloud server updates the global model by aggregating their local models.

As a new paradigm of distributed machine learning, the data characteristics in FL significantly differ from those in the traditional distributed optimization (Li et al. 2014; Lian et al. 2018; Tang et al. 2018a,b, 2019; Yu and Jin 2019). First, different clients have diverse usage patterns, and their local data are normally non-independent and identically distributed (non-i.i.d.) (Hsieh et al. 2020). Therefore, the local model trained on a client is biased to the client’s local data distribution. To mitigate the bias when updating the global model, McMahan et al. (2017) proposed federated averaging

(FedAvg) in their seminal work that averages the participating clients’ local models. Later, much effort was devoted to proving the convergence of FedAvg over non-i.i.d. data. One line of work (Khaled, Mishchenko, and Richtárik 2019; Stich and Karimireddy 2019; Stich 2019; Wang and Joshi 2018; Yu, Yang, and Zhu 2019) has established an $O(1/\sqrt{NT})$ convergence, where N denotes the total number of clients and T denotes the total number of iterations. However, these works required all the clients to participate in each round of FL, which is not practical in cross-device FL. Another line of work (Cho, Wang, and Joshi 2020; Li et al. 2020b; Karimireddy et al. 2020) allowed partial client participation and proved an $O(1/\sqrt{KT})$ convergence of FedAvg, where K denotes the number of chosen clients in each round. Some other work proposed variants of FedAvg to better deal with data heterogeneity. For example, Li et al. (2020a) proposed FedProx by adding a proximal term to the local objective.

In addition to non-i.i.d., the data of clients are also sparse, especially in large-scale industrial scenarios, such as natural language processing (NLP) and recommender systems (RS). In particular, the input data of a certain client normally involve a small subspace of the full feature space, and the client needs to update only part of the full global model involved by its local data, called a submodel (Niu et al. 2019, 2020). For example, in NLP, a client’s local corpus comprises a small number of words, and its language submodel just requires the corresponding word embeddings rather than the full word embedding layer. Similarly, in RS, a client tends to browse, click, and buy hundreds or thousands of goods, and its recommendation submodel needs only the embeddings of the involved goods’ IDs rather than the full embedding layer for all the billion-scale goods’ IDs.

The existing work on FL has not well studied the issue of data sparsity that will severely deteriorate the performance of FedAvg or its variants. We use an example in RS for illustration.

Example 1. There are $N \gg 1$ clients in total, but only 1% of clients involve goods 1. Therefore, the embedding vector of goods 1 is updated only in the local training of these 1% of clients, and, at the end of each round, it will be globally updated by adding 1% of the average of these clients’ updates in expectation.

From the example above, we can find that with FedAvg or

its variants, the embedding vector of goods 1 is updated at a significantly slow speed.

To deal with data sparsity, we propose federated submodel averaging (FedSubAvg). FedSubAvg first averages the local updates of the chosen clients, just like FedAvg, but then multiplies each model parameter with the ratio between the total number of clients and the number of clients who involve this model parameter. In fact, such a correction ensures that the expectation of each model parameter’s global update is equal to the average of the local updates of the clients who involve this model parameter. We further analyze the convergence of FedSubAvg. First, we identify that the conventional metric, called squared gradient norm, can no longer characterize the convergence of a distributed optimization algorithm over sparse data and therefore propose a new metric called the element-wise gradient norm. We then show the difference between FedSubAvg and FedAvg. In particular, FedSubAvg can obtain the upper bound of the element-wise gradient norm, while FedAvg can only obtain the upper bound of the squared gradient norm. Finally, we get the convergence guarantee $O\left(\sqrt{\frac{N}{nKT}}\right)$ of FedSubAvg, where n denotes the minimum of the number of clients who involve each model parameter.

We summarize the key contributions as follows.

- To the best of our knowledge, we are the first to make an in-depth study of FL with both non-i.i.d. and sparse data characteristics, which are quite common and practical in industrial scenarios.
- We identify the defect of the classic algorithm FedAvg in handling sparse data and propose a new and feasible algorithm FedSubAvg.
- We provide rigorous analysis to show that the proposed metric of the element-wise gradient norm can characterize convergence over sparse data, while the conventional metric of the squared gradient norm cannot. We also demonstrate the difference between FedAvg and FedSubAvg from distributed optimization using the two metrics. We finally give the convergence rate of FedSubAvg.
- Using the public Movielens and Sentiment140 datasets, as well as an industrial dataset from Alibaba, we extensively evaluate FedSubAvg and compare its performance with FedAvg and FedProx. The evaluation results reveal the superiority of FedSubAvg in terms of faster convergence and smaller training loss.

Problem Formulation

We consider a general distributed optimization scenario, in which N clients collaboratively solve the following consensus optimization problem:

$$f(\mathbf{X}) = \frac{1}{N} \sum_{i=1}^N \mathbb{E}_{\xi \sim D_i} [F(\mathbf{X}, \xi)] = \frac{1}{N} \sum_{i=1}^N f_i(\mathbf{X}), \quad (1)$$

where $\xi \sim D_i$ denotes the local training data of client i ; $F(\mathbf{X}, \xi)$ is the training loss of the global full model \mathbf{X} over the local data ξ ; and $f_i(\mathbf{X})$ is the local generalization error, taking expectation over the randomness of the local data.

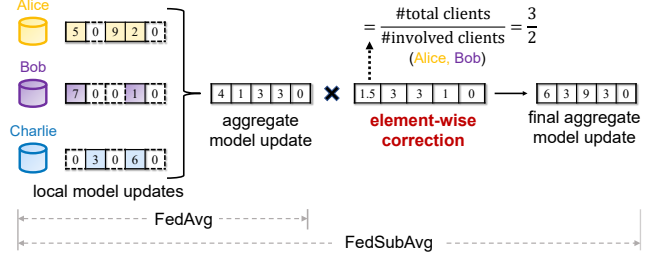


Figure 1: An illustration of model aggregations in conventional FedAvg and the proposed FedSubAvg with $N = 3$ clients in total and 2 clients involving the first model parameter. The dashed line indicates that the client does not download the parameter and upload no/zero update.

We further consider that the local data of each client are sparse and involve only part of the full global model, namely, a submodel. We use $S = \{1, 2, \dots, M\}$ to index the parameters of the full model $\mathbf{X} \in \mathbb{R}^M$ and call it the full index set. We let n_m denote the number of clients involving the parameter with index $m \in S$, where n_m is normally far less than N , and set $n = \min_{m \in S} n_m$. We let $S(i) \subseteq S$ denote the index set of client i ’s submodel $\mathbf{X}_{S(i)}$. In other words, after client i ’s local training, only the submodel $\mathbf{X}_{S(i)}$ will be updated. This further implies that the local loss over the full model is equal to that over the submodel. Therefore, we can rewrite the global objective function in a distributed submodel way:

$$f(\mathbf{X}) = \frac{1}{N} \sum_{i=1}^N f_i(\mathbf{X}_{S(i)}). \quad (2)$$

We note that when doing any operation (e.g., summation) over multiple submodels, the submodels or their post-processing results will be automatically aligned according to the indices.

Algorithm Design

In this section, we propose FedSubAvg for the distributed submodel optimization problem defined above, thus remedying the defect of FedAvg over sparse data.

As shown in Figure 1, compared with FedAvg, the key design principle of FedSubAvg is to further multiply the aggregate update of each model parameter with the ratio between the total number of clients and the number of clients who involve this model parameter (i.e., for the model parameter with index m , the correction coefficient is N/n_m). We still examine Example 1 for illustration. FedSubAvg will multiply the aggregate update of the embedding of goods 1 with 100 to get the final global update. This can guarantee that the expected global update of the embedding of goods 1 is equal to the average update of those clients who actually involve goods 1.

We now present the design details of FedSubAvg in Algorithm 1. In each communication round r of FL, the cloud server first selects K clients to participate (Line 3), denoted as C_r . Each selected client $i \in C_r$ determines its index set $S(i)$ of submodel based on the local training set (Line 12). Then, client i uses $S(i)$ to download the submodel $\mathbf{X}'_{S(i)}$

Algorithm 1: Federated Submodel Averaging (FedSubAvg)

Input: The total number of clients N , the number of local iterations I , the number of clients involving the m -th model parameter n_m , the number of selected clients K per round.

```
/* Cloud server's process */
1: Initializes the global model  $\mathbf{X}^1$ ;
2: for each communication round  $r = 1, 2, \dots, R$  do
3:   Randomly selects  $K$  clients, denoted as  $C_r$ ;
4:   for each client  $i \in C_r$  do
5:     Receives the index set  $S(i)$ , returns the submodel  $\mathbf{X}_{S(i)}^r$ , and receives the submodel update  $\Delta \mathbf{x}_i^r$ ;
6:   end for
7:    $\mathbf{X}^{r+1} \leftarrow \mathbf{X}^r$ ;
8:   for each index  $m \in \bigcup_{i \in C_r} S(i)$  do
9:      $\mathbf{X}_{\{m\}}^{r+1} \leftarrow \mathbf{X}_{\{m\}}^r + \frac{N}{n_m K} \sum_{i \in C_r} \Delta \mathbf{x}_{i,\{m\}}^r$ ;
10:  end for
11: end for
/* Client  $i$ 's process */
12: Determines its index set  $S(i)$  based on the local data;
13: Uses  $S(i)$  to download the submodel  $\mathbf{X}_{S(i)}^r$  from the cloud server;
14: Initializes the local submodel  $\mathbf{x}_i^{r,1} \leftarrow \mathbf{X}_{S(i)}^r$ 
15: for local iteration  $j = 1, 2, \dots, I$  do
16:    $\mathbf{x}_i^{r,j+1} \leftarrow \mathbf{x}_i^{r,j} - \gamma \nabla F(\mathbf{x}_i^{r,j}, \xi)$  for  $\xi \sim D_i$ ;
17: end for
18: Uploads  $\Delta \mathbf{x}_i^r = \mathbf{x}_i^{r,I+1} - \mathbf{x}_i^{r,1}$  to the cloud server;
```

from the cloud server and initializes the local submodel $\mathbf{x}_i^{r,1}$ (Lines 13–14). Client i locally trains its submodel by doing I iterations of stochastic gradient descent (SGD) (Lines 15–17) and uploads the submodel update $\Delta \mathbf{x}_{S(i)}^r$ (Line 18). After receiving the submodel updates from the selected clients, the cloud server performs aggregation for each index in the union of the participating clients' index sets and updates the global full model (Lines 7–10). In particular, for the global model parameter with m , namely, $\mathbf{X}_{\{m\}}^r$, its expected update, after correcting with the coefficient N/n_m , is

$$\begin{aligned} \mathbb{E}_{C_r} [\Delta \mathbf{X}_{\{m\}}^r] &= \frac{N}{n_m} \left[\frac{1}{N} \sum_{i=1}^N \Delta \mathbf{x}_{i,\{m\}}^r \right] \\ &= \frac{1}{n_m} \sum_{\{i|m \in S(i)\}} \Delta \mathbf{x}_{i,\{m\}}^r, \end{aligned} \quad (3)$$

which is equal to the average of the local updates of the clients involving it, as required.

Convergence Analysis

In this section, we thoroughly analyze the convergence of FedSubAvg and clarify the infeasibility of FedAvg over sparse data. We first point out that the proposed metric of the element-wise gradient norm can characterize convergence with respect to the (local) optimum, while the conventional metric of the squared gradient norm cannot. We then demonstrate the difference between FedSubAvg and FedAvg from

distributed optimization using the two metrics; FedSubAvg can get the upper bound of the element-wise gradient norm, whereas FedAvg can get only the upper bound of the squared gradient norm. We finally obtain the $O\left(\sqrt{\frac{N}{nKT}}\right)$ convergence guarantee for FedSubAvg. For the sake of brevity, we introduce t to denote the global iteration index, thus replacing the round index r and the local iteration index j , where $t = (r - 1) \times I + j$.

Element-Wise Gradient Norm: A New Metric

We consider a special setting of distributed submodel optimization with $N = 2$ clients, which are numbered as 1 and 2. In addition, we assume that $\mathbf{X} = (x_1, x_2, x_3)$ is the full global model, client 1's submodel¹ is $\mathbf{X}_1 = (x_1, x_2, 0)$, and client 2's submodel is $\mathbf{X}_2 = (0, x_2, x_3)$. The global objective function is $f(\mathbf{X}) = \frac{1}{2}(f_1(\mathbf{X}_1) + f_2(\mathbf{X}_2))$, where $f_1(\cdot)$ and $f_2(\cdot)$ are the loss functions of clients 1 and 2, respectively, and are assumed to be μ -strongly convex (cf. Assumption 1).

By μ -strong convexities of $f_1(\cdot)$ and $f_2(\cdot)$, we have

$$\begin{aligned} & f_1(\mathbf{X}_{S(1)}^*) - f_1(\mathbf{X}_1) \\ & \geq \left\langle \left(\frac{\partial f_1}{\partial x_1}, \frac{\partial f_1}{\partial x_2}, 0 \right), (x_1^* - x_1, x_2^* - x_2, 0) \right\rangle \\ & \quad + \frac{\mu}{2} (\|x_1^* - x_1\|^2 + \|x_2^* - x_2\|^2), \end{aligned} \quad (4)$$

and

$$\begin{aligned} & f_2(\mathbf{X}_{S(2)}^*) - f_2(\mathbf{X}_2) \\ & \geq \left\langle \left(0, \frac{\partial f_2}{\partial x_2}, \frac{\partial f_2}{\partial x_3} \right), (0, x_2^* - x_2, x_3^* - x_3) \right\rangle \\ & \quad + \frac{\mu}{2} (\|x_2^* - x_2\|^2 + \|x_3^* - x_3\|^2), \end{aligned} \quad (5)$$

where \mathbf{X}^* denotes the global optimal model, and $\mathbf{X}_{S(1)}^*, \mathbf{X}_{S(2)}^*$ denote the local parts of \mathbf{X}^* for client 1 and client 2, respectively. Using equations 4 and 5 as well as the global objective function, we have

$$\begin{aligned} & N(f(\mathbf{X}^*) - f(\mathbf{X})) \\ & \geq \frac{\partial f_1}{\partial x_1} (x_1^* - x_1) + \frac{\mu}{2} (x_1^* - x_1)^2 \\ & \quad + \left(\frac{\partial f_1}{\partial x_2} + \frac{\partial f_2}{\partial x_2} \right) (x_2^* - x_2) + \mu (x_2^* - x_2)^2 \\ & \quad + \frac{\partial f_2}{\partial x_3} (x_3^* - x_3) + \frac{\mu}{2} (x_3^* - x_3)^2 \\ & \triangleq G(x_1^*, x_2^*, x_3^*). \end{aligned} \quad (6)$$

Regarding $G(x_1^*, x_2^*, x_3^*)$ as a quadratic function of $\{x_1^*, x_2^*, x_3^*\}$, we obtain its minimum:

$$\begin{aligned} \min\{G(x_1^*, x_2^*, x_3^*)\} &= -\frac{1}{2\mu} \left(\left(\frac{\partial f_1}{\partial x_1} \right)^2 \right. \\ & \quad \left. + \frac{1}{N} \left(\frac{\partial f_1 + \partial f_2}{\partial x_2} \right)^2 + \left(\frac{\partial f_2}{\partial x_3} \right)^2 \right). \end{aligned} \quad (7)$$

¹To clarify in expression and derivation, we pad each submodel with zeros to align with the full model.

Substituting equation 7 into 6, we have

$$2\mu (f(\mathbf{X}) - f(\mathbf{X}^*)) \leq \left(\frac{1}{N} \left(\frac{\partial f_1}{\partial x_1} \right)^2 + \frac{1}{N^2} \left(\frac{\partial f_1 + \partial f_2}{\partial x_2} \right)^2 + \frac{1}{N} \left(\frac{\partial f_2}{\partial x_3} \right)^2 \right). \quad (8)$$

As a contrast, we also show the detailed formula of the squared gradient norm:

$$\begin{aligned} & \|\nabla f(\mathbf{X})\|^2 \\ &= \frac{1}{N^2} \left(\left(\frac{\partial f_1}{\partial x_1} \right)^2 + \left(\frac{\partial f_1 + \partial f_2}{\partial x_2} \right)^2 + \left(\frac{\partial f_2}{\partial x_3} \right)^2 \right). \end{aligned} \quad (9)$$

We can see that the coefficients before the partial derivatives of x_1 and x_3 in equation 9 (i.e., $O(1/N^2)$) are much less than those in equation 8 (i.e., $O(1/N)$). Therefore, even the squared norm of the gradient is bounded by ε , namely, $\|\nabla f(\mathbf{X})\|^2 \leq \varepsilon$, we can only guarantee that $f(\mathbf{X}) - f(\mathbf{X}^*) \leq \frac{N\varepsilon}{2\mu}$, which leads to the inconsistency between the squared gradient norm and the convergence. In addition, equation 8 also implies that we need to use an element-wise aggregation of the local gradients to characterize the convergence in federated submodel optimization over sparse data. Furthermore, the coefficient before the partial derivative of each model parameter should consider the number of clients who actually involves it. Therefore, we propose a new metric called the element-wise gradient norm.

Definition 1 (Element-Wise Gradient Norm). *For N clients and the full model $\mathbf{X} = \{x_1, x_2, \dots, x_M\}$, the element-wise gradient norm of \mathbf{X} is defined as*

$$\begin{aligned} & \frac{1}{N} \left(\frac{1}{n_1} \left(\sum_{\{i|1 \in S(i)\}} \frac{\partial f_i}{\partial x_1} \right)^2 + \frac{1}{n_2} \left(\sum_{\{i|2 \in S(i)\}} \frac{\partial f_i}{\partial x_2} \right)^2 \right. \\ & \quad \left. + \dots + \frac{1}{n_M} \left(\sum_{\{i|M \in S(i)\}} \frac{\partial f_i}{\partial x_M} \right)^2 \right). \end{aligned}$$

Let \mathbf{U} denote $\text{diag}(1/n_1, 1/n_2, \dots, 1/n_M)$, and we can rewrite the element-wise gradient in a matrix way:

$$\frac{1}{N} \left(\sum_{i=1}^N \nabla f_i(\mathbf{X}) \right)^T \mathbf{U} \left(\sum_{i=1}^N \nabla f_i(\mathbf{X}) \right).$$

We next present the detailed characterization of convergence in Theorem 1. We first make an assumption to develop the convergence with respect to the local optimum for non-convex optimization.

Assumption 1 (Local Strong Convexity). *During local training, there exists an iteration index t_0 , such that $\forall i$ and $\forall t > t_0$, the submodel $\mathbf{X}_{S(i)}^t$ (denoted as \mathbf{X}_i^t for brevity) will go into a μ -strongly convex area, which is denoted as \mathcal{A}_i , and for any $\mathbf{x}, \mathbf{y} \in \mathcal{A}_i$,*

$$f_i(\mathbf{y}) \geq f_i(\mathbf{x}) + \langle \mathbf{y} - \mathbf{x}, \nabla f_i(\mathbf{x}) \rangle + \frac{\mu}{2} \|\mathbf{x} - \mathbf{y}\|^2.$$

We note that for federated submodel optimization with any non-convex objective, it is generally impossible to bound the objective value, thus deriving the convergence rate. However, with Assumption 1, each submodel can finally go into a convex area, so that the relationship between the global gradient (i.e., an element-wise aggregation of local gradients) and the global optimum, can be established.

Theorem 1. *Under Assumption 1, $\forall t > t_0$, when*

$$\frac{1}{N} \left(\sum_{i=1}^N \nabla f_i(\mathbf{X}^t) \right)^T \mathbf{U} \left(\sum_{i=1}^N \nabla f_i(\mathbf{X}^t) \right) \leq \varepsilon,$$

we can obtain the convergence guarantee

$$f(\mathbf{X}^t) \leq \min_{\mathbf{X} \in \cap_{i=1}^N \mathcal{A}_i} f(\mathbf{X}) + \frac{\varepsilon}{2\mu}.$$

Proof. Please refer to the supplement. \square

Difference between FedSubAvg and FedAvg

We clarify the major difference between FedSubAvg and FedAvg from distributed optimization using the element-wise gradient norm and the squared gradient norm. We consider a special case, where all the N clients with L -smooth local objectives (cf. Assumption 2) perform only one local gradient descent in each round.

We start with FedSubAvg. We let $\mathbf{X}^t = \mathbf{U} \sum_{i=1}^N \mathbf{x}_i^t$, and then we have

$$\begin{aligned} \mathbf{X}^{t+1} - \mathbf{X}^t &= \mathbf{U} \sum_{i=1}^N (\mathbf{x}_i^{t+1} - \mathbf{x}_i^t) \\ &= -\gamma \mathbf{U} \sum_{i=1}^N \nabla f_i(\mathbf{x}_i^t) \\ &\stackrel{(a)}{=} -\gamma \mathbf{U} \sum_{i=1}^N \nabla f_i(\mathbf{X}_i^t), \end{aligned} \quad (10)$$

where (a) follows from $\mathbf{x}_i^t = \mathbf{X}_i^t$ as the local iteration number $I = 1$. By L -smoothness of the local objective, we have

$$\begin{aligned} & -\langle \mathbf{X}_i^{t+1} - \mathbf{X}_i^t, \nabla f_i(\mathbf{X}_i^t) \rangle \\ & \leq f_i(\mathbf{X}_i^t) - f_i(\mathbf{X}_i^{t+1}) + \frac{L}{2} \|\mathbf{X}_i^t - \mathbf{X}_i^{t+1}\|^2. \end{aligned} \quad (11)$$

Averaging equation 11 over $i \in \{1, 2, \dots, N\}$, we have

$$\begin{aligned} & -\frac{1}{\gamma N} \sum_{i=1}^N \langle \mathbf{X}_i^{t+1} - \mathbf{X}_i^t, \nabla f_i(\mathbf{X}_i^t) \rangle \\ & \stackrel{(a)}{=} \frac{1}{N} \left(\sum_{i=1}^N \nabla f_i(\mathbf{X}^t) \right)^T \mathbf{U} \left(\sum_{i=1}^N \nabla f_i(\mathbf{X}^t) \right) \\ & \leq \frac{1}{\gamma} (f(\mathbf{X}^t) - f(\mathbf{X}^{t+1})) + \frac{L}{2\gamma N} \sum_{i=1}^N \|\mathbf{X}_i^t - \mathbf{X}_i^{t+1}\|^2, \end{aligned} \quad (12)$$

where (a) follows from $\langle \mathbf{X}_i^{t+1} - \mathbf{X}_i^t, \nabla f_i(\mathbf{X}_i^t) \rangle = \langle \mathbf{X}^{t+1} - \mathbf{X}^t, \nabla f_i(\mathbf{X}^t) \rangle$, and equation 10. Based on equation 12, we can get a theoretical upper bound for

$$\frac{1}{T} \sum_{t=1}^T \frac{1}{N} \left(\sum_{i=1}^N \nabla f_i(\mathbf{X}^t) \right)^T \mathbf{U} \left(\sum_{i=1}^N \nabla f_i(\mathbf{X}^t) \right).$$

Further, by using Theorem 1 under the element-wise gradient norm, we can obtain the convergence guarantee for FedSubAvg.

We next analyze FedAvg. We let $\mathbf{X}^t = \frac{1}{N} \sum_{i=1}^N \mathbf{x}_i^t$, and then we have

$$\begin{aligned} \mathbf{X}^{t+1} - \mathbf{X}^t &= \frac{1}{N} \sum_{i=1}^N (\mathbf{x}_i^{t+1} - \mathbf{x}_i^t) \\ &= -\frac{\gamma}{N} \nabla f_i(\mathbf{X}^t). \end{aligned} \quad (13)$$

Similar to the derivation of FedSubAvg above, we can obtain

$$\begin{aligned} \left(\frac{1}{N} \sum_{i=1}^N \nabla f_i(\mathbf{X}^t) \right)^2 &\leq \frac{1}{\gamma} (f(\mathbf{X}^t) - f(\mathbf{X}^{t+1})) \\ &+ \frac{L}{2\gamma N} \sum_{i=1}^N \|\mathbf{x}_i^t - \mathbf{x}_i^{t+1}\|^2. \end{aligned} \quad (14)$$

Thus, we can get an upper bound of the squared gradient norm for FedAvg. However, the squared gradient norm cannot guarantee convergence for federated submodel optimization over sparse data.

We summarize the major differences between FedSubAvg and FedAvg, by comparing the formats of \mathbf{X}^t and by comparing equation 12 with equation 14. By introducing element-wise correction (i.e., \mathbf{U}) in the aggregation process of submodel updates, FedSubAvg can impose an upper bound on the element-wise gradient norm, thus guaranteeing convergence. In contrast, without such a correction, FedAvg imposes only an upper bound on the squared gradient norm, thus not guaranteeing convergence.

Convergence Guarantee for FedSubAvg

We analyze the convergence rate of FedSubAvg in the general non-convex case. We first make the following assumptions about the objective functions, as well as the variance and the feasible space of the stochastic gradients.

Assumption 2 (Smoothness). $f_i(\cdot)$ is L -smooth if

$$\forall \mathbf{x}, \mathbf{y}, f_i(\mathbf{y}) \leq f_i(\mathbf{x}) + \langle \mathbf{y} - \mathbf{x}, \nabla f_i(\mathbf{x}) \rangle + \frac{L}{2} \|\mathbf{x} - \mathbf{y}\|^2.$$

Assumption 3 (Bounded Variance). During local training, the variance of stochastic gradients on each client is bounded by σ^2 :

$$\forall i, t: \mathbb{E}_{\xi \sim D_i} [\|\nabla f_i(\mathbf{x}_i^t) - \nabla F(\mathbf{x}_i^t, \xi)\|^2] \leq \sigma^2.$$

Assumption 4 (Bounded Gradient Norm). During local training, the expected l_2 -norm of the stochastic gradients is bounded by a constant G^2 :

$$\forall i, t: \mathbb{E}_{\xi \sim D_i} [\|\nabla F(\mathbf{x}_i^t, \xi)\|^2] \leq G^2.$$

Assumption 2 is standard. Assumptions 3 and 4 were widely made in the literature (Stich and Karimireddy 2019; Stich 2019; Yu, Yang, and Zhu 2019; Yu, Jin, and Yang 2019; Li et al. 2020b). Under these assumptions, we can bound the element-wise gradient norm.

Theorem 2. Under Assumptions 2, 3, and 4, we can bound the expected average of the element-wise gradient norm

$$\begin{aligned} &\mathbb{E} \left[\frac{1}{T} \sum_{i=1}^T \frac{1}{N} \left(\sum_{i=1}^N \nabla f_i(\mathbf{X}^t) \right)^T \mathbf{U} \left(\sum_{i=1}^N \nabla f_i(\mathbf{X}^t) \right) \right] \\ &\leq \frac{2(f(\mathbf{X}^1) - f(\mathbf{X}^*))}{\gamma T} + \frac{2\gamma L\sigma^2}{n} + \frac{4N\gamma^2 I^2 G^2 L^2}{n} \\ &\quad + \frac{2\gamma N I^2 G^2 L}{nK}. \end{aligned}$$

Proof. Please refer to the supplement. \square

We also need to make a practical assumption about the training process of FedSubAvg.

Assumption 5. The iteration index with the minimum element-wise gradient norm in FedSubAvg, denoted as t_m , is greater than t_0 , where

$$t_m = \arg \min_t \frac{1}{N} \left(\sum_{i=1}^N \nabla f_i(\mathbf{X}^t) \right)^T \mathbf{U} \left(\sum_{i=1}^N \nabla f_i(\mathbf{X}^t) \right).$$

Assumption 5 states that when the model has the minimum element gradient norm, it is in the convex area mentioned in Assumption 1. This assumption allows to bound the objective value of the model with the minimum element-wise gradient norm as follows.

Corollary 1. Under Assumptions 1, 2, 3, 4, and 5, substituting Theorem 1 with Theorem 2 yields:

$$\begin{aligned} \mathbb{E}[f(\mathbf{X}^{t_m})] &\leq \min_{\mathbf{x} \in \cap_{i=1}^N \mathcal{A}_i} f(\mathbf{x}) + \frac{(f(\mathbf{X}^1) - f(\mathbf{X}^*))}{\mu\gamma T} \\ &\quad + \frac{\gamma L\sigma^2}{\mu n} + \frac{2N\gamma^2 I^2 G^2 L^2}{\mu n} + \frac{\gamma N I^2 G^2 L}{\mu n K}. \end{aligned}$$

When $T > nK^3/N$ and choosing $\gamma = \Theta\left(\sqrt{\frac{nK}{NT}}\right)$, we have

$$\mathbb{E}[f(\mathbf{X}^{t_m})] \leq \min_{\mathbf{x} \in \cap_{i=1}^N \mathcal{A}_i} f(\mathbf{x}) + O\left(\sqrt{\frac{N}{nKT}}\right). \quad (15)$$

Corollary 1 indicates that to achieve an ε -accuracy, that is, $\mathbb{E}[f(\mathbf{X}^{t_m})] - \min_{\mathbf{x} \in \cap_{i=1}^N \mathcal{A}_i} f(\mathbf{x}) \leq \varepsilon$, FedSubAvg needs to perform $T \geq O\left(\frac{N}{n\varepsilon^2 K}\right)$ iterations. This implies that the convergence rate of FedSubAvg improves substantially as the number of selected clients per round K increases.

Evaluation

In this section, we evaluate the performance of FedSubAvg.

Experimental Setups

We choose the following three different datasets, tasks, and models for evaluation. The statistics of the datasets are shown in Table 1.

LR for rating classification: We perform a rating classification task over the MovieLens-1M dataset (Harper and Konstan 2016), which contains 6,040 users, 3,883 movies,

Table 1: Statistics of three datasets. Sparsity means the average proportion of clients involving each individual model parameter.

Dataset	Clients	Samples	Samples Per Client	Sparsity
MovieLens	6,040	1,000,209	165	4.16%
Sent140	1,473	79,050	54	13.15%
Alibaba	49,023	16,864,641	344	0.49%

Table 2: Number of communication rounds to reach the target train loss or test AUC with different algorithms. 1000+ (resp., 5,000+) indicates that the target was not reached even after 1,000 (resp., 5,000) rounds.

	CentralSGD	FedAvg	FedProx	FedSubAvg
MovieLens	180	170	170	100
Sent140	980	1,000+	1,000+	260
Alibaba	265	5,000+	5,000+	610

Table 3: Number of communication rounds for FedSubAvg to reach the target train loss or test AUC with different numbers of selected clients K per round.

K	MovieLens			Sent140			Alibaba		
	10	30	50	10	30	50	20	60	100
Rounds	100	110	100	420	270	260	3,469	1,030	610

and 1,000,209 samples. We preprocess the dataset to be suitable for binary classification. In particular, the original user ratings of movies range from 0 to 5. We label the samples with the ratings of 4 and 5 to be positive and label the rest to be negative. We randomly select 20% of the samples as the test dataset and leave the remaining 80% as the training dataset for FL. The task is to predict whether users will rate a given movie to be positive based on the users gender and age and on the movie ID. We first encode gender, age, movie, gender cross movie, and age cross movie, based on the one-hot encoder. Next, the features are input into a logistic regression (LR) model to predict the label.

LSTM for sentiment analysis: We perform a text sentiment classification task on the Sentiment140 dataset (Sahni et al. 2017), which comprises 1,600,000 tweets collected from 659,775 twitter users. In this task, we use a two-layer long short-term memory (LSTM) network with 100 hidden units and an embedding layer as the binary classifier, where the embedding dimension is set to 25. We naturally partition this dataset by letting each Twitter account correspond to a client. We keep only the clients who hold more than 40 samples and get 1,473 clients in total. We randomly select 20% of the samples as the test dataset and leave the remaining 80% as the training set for FL.

DIN for CTR prediction: We perform a click-through rate (CTR) prediction task on an Alibaba industrial dataset. The dataset is built from 30-day impression and click logs of Taobao users from June 15, 2019 to July 15, 2019. For a certain Taobao user, we leverage his/her click behaviors in

previous 14 days as historical data to predict his/her click and non-click behaviors in the following 1 day. We leave out the behaviors within the last 1 day as the target items of the test set while putting the other samples into the training set. We take the deployed deep interest network (DIN) (Zhou et al. 2018) in Alibaba as the recommendation model, where the embedding dimension is set to 18.

We use the following three baselines for comparison.

- **FedAvg** was proposed in the seminal work on FL, which trivially uses the average of the local model updates from the participating clients to update the global model.
- **FedProx** is the first variant of FedAvg with a convergence guarantee while allowing partial client participation. The main difference from FedAvg is that FedProx adds a quadratic proximal term to explicitly limit the local model updates. We set the coefficient of the proximal term to 0.01 throughout the evaluation.
- **CentralSGD** runs the standard SGD algorithm to train the global model using the whole dataset, set the number of iterations in each round as T , and set the batch size to the sum of the selected clients' local batch sizes in each round. This ensures the same amount of data per round with the distributed algorithms.

Regarding the experimental settings, we choose mini-batch SGD as the optimization algorithm. For the tasks of rating classification and sentiment analysis, we set the local batch size to 5 and set the local iteration number to 10 in FedSubAvg, FedAvg, and FedProx. We set the batch size to 250 and set the iteration number in a round to 10 in CentralSGD. In addition, we set the learning rate to 0.1 for all the experiments. As default, $K = 50$ clients are randomly chosen per round. For the CTR prediction task, we set the batch size to 32 and set the local iteration number to 10 in FedSubAvg, FedAvg, and FedProx. We set the batch size to 3200 and set the iteration number in a round to 10 in CentralSGD. In addition, we set the learning rate to 0.3 in FedSubAvg, 1 in CentralSGD, FedAvg, and FedProx. As default, the number of selected clients per round K is set to 100.

Evaluation Results

We compare FedSubAvg with FedAvg and FedProx and evaluate the impact of K .

FedSubAvg vs. Baselines: For the rating classification on the MovieLens dataset and the sentiment analysis on the Sent140 dataset, we plot the train loss in Figure 2(a) and Figure 2(b); and for the CTR prediction on the Alibaba dataset, we plot the test area under the curve (AUC)² in Figure 2(c). In addition, we measure the convergence rate of different algorithms by counting the communication rounds to reach a target train loss or test AUC. We set the target loss in the rating classification (resp., the sentiment analysis) to be the minimum loss of CentralSGD, which is 0.325 (resp., 0.380);

²The positive and negative samples in the Alibaba dataset are extremely uneven. Even if all the samples are predicted to be negative, the train loss is very small. As a result, the train losses of different algorithms are hard to distinguish, and we choose to plot the test AUCs instead.

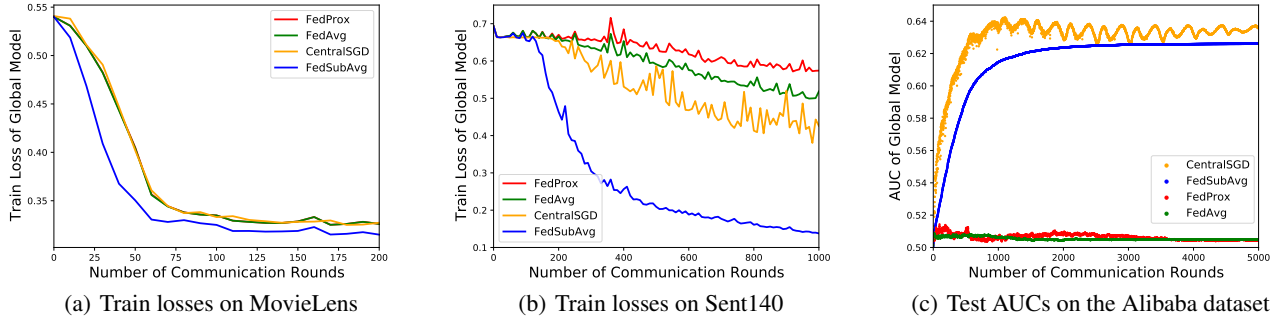


Figure 2: Train losses or test AUCs of FedSubAvg and the baselines on the MovieLens, Sent140, and Alibaba datasets.

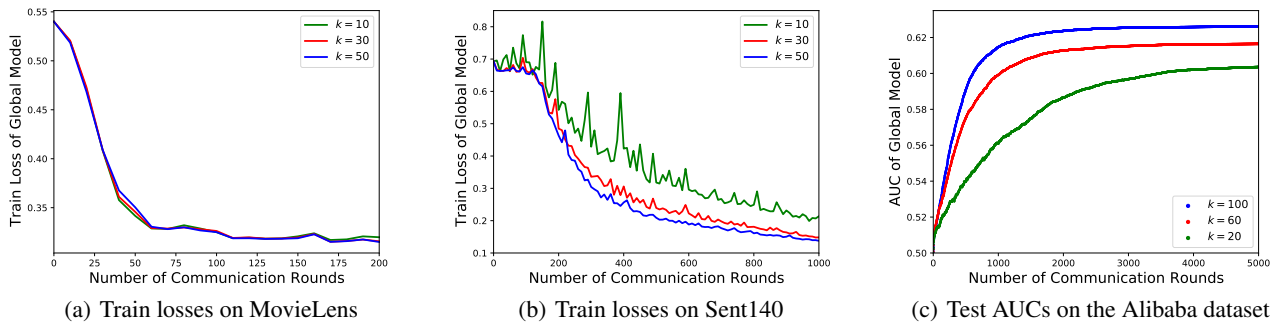


Figure 3: Train losses or test AUCs of FedSubAvg on the MovieLens, Sent140, and Alibaba datasets with the varying number of selected clients per round.

and we set the target test AUC to be 0.6 in the CTR prediction. The results are listed in Table 2.

From Figure 2 and Table 2, we observe that FedSubAvg consistently outperforms FedAvg and FedProx. Specifically, in the rating classification, FedSubAvg always has the smallest train loss during FL and reaches the target at the 100-th communication round, $1.7\times$ faster than FedAvg and FedProx, and $1.8\times$ faster than CentralSGD. In the sentiment analysis, FedSubAvg still has the smallest train loss during FL and reaches the target at the 260-th round, $3.77\times$ faster than CentralSGD, while FedAvg and FedProx cannot reach the target even in 1000 rounds. In the CTR prediction, FedSubAvg still performs the best among all the FL algorithms. FedSubAvg achieves the highest AUC of 0.626 in 5000 rounds, decreasing by 0.016 in terms of AUC compared with the ideal CentralSGD. In contrast, FedProx achieves the highest AUC of 0.514, and the conventional FedAvg performs the worst, achieving the highest AUC of 0.509. In addition, FedSubAvg reaches the target test AUC at the 610-th round, while FedAvg and FedProx cannot reach the target AUC even after 5000 rounds.

Impact of participating clients: We next evaluate the impact of the number of selected clients K per round on FedSubAvg. We set $K = 10, 30$, and 50 for the rating classification and the sentiment analysis, and set $K = 20, 60$, and

100 for the CTR prediction. We plot the result in Figure 3 and record the minimum number of communication rounds to reach the target in Table 3. We observe that FedSubAvg with a larger K generally converges much faster, which validates the speedup with respect to K . In the rating classification, FedSubAvg with different K behaves somewhat uniformly. This is because a larger K improves the convergence by reducing the variance of the global model update, while for such a simple convex optimization scenario, the variance is already small enough with $K = 10$. In the sentiment analysis, FedSubAvg with $K = 50$ reaches the target train loss $1.62\times$ faster than FedSubAvg with $K = 10$. In the CTR prediction, FedSubAvg with $K = 100$ reaches the target test AUC $5.69\times$ faster than FedSubAvg with $K = 20$.

Conclusion

In this work, we studied federated submodel optimization over non-i.i.d. and sparse data. We proposed FedSubAvg, which ensures the expectation of the global update of each model parameter is equal to the average of the local updates of the clients who involve it. We also thoroughly analyzed the convergence of FedSubAvg using a new metric of the element-wise gradient norm. Empirical studies over three datasets demonstrated the remarkable superiority of FedSubAvg over conventional FedAvg and its variants.

References

- Cho, Y. J.; Wang, J.; and Joshi, G. 2020. Client Selection in Federated Learning: Convergence Analysis and Power-of-Choice Selection Strategies. *CoRR*, abs/2010.01243.
- Gu, R.; Niu, C.; Wu, F.; Chen, G.; Hu, C.; Lyu, C.; and Wu, Z. 2021. From Server-Based to Client-Based Machine Learning: A Comprehensive Survey. *ACM Comput. Surv.*, 54(1): 6:1–6:36.
- Harper, F. M.; and Konstan, J. A. 2016. The MovieLens Datasets: History and Context. *ACM Trans. Interact. Intell. Syst.*, 5(4): 19:1–19:19.
- Hsieh, K.; Phanishayee, A.; Mutlu, O.; and Gibbons, P. B. 2020. The Non-IID Data Quagmire of Decentralized Machine Learning. In *ICML*, volume 119 of *Proceedings of Machine Learning Research*, 4387–4398. PMLR.
- Kairouz, P.; McMahan, H. B.; Avent, B.; Bellet, A.; Bennis, M.; Bhagoji, A. N.; Bonawitz, K.; Charles, Z.; Cormode, G.; Cummings, R.; D’Oliveira, R. G. L.; Rouayheb, S. E.; Evans, D.; Gardner, J.; Garrett, Z.; Gascón, A.; Ghazi, B.; Gibbons, P. B.; Gruteser, M.; Harchaoui, Z.; He, C.; He, L.; Huo, Z.; Hutchinson, B.; Hsu, J.; Jaggi, M.; Javidi, T.; Joshi, G.; Khodak, M.; Konečný, J.; Korolova, A.; Koushanfar, F.; Koyejo, S.; Lepoint, T.; Liu, Y.; Mittal, P.; Mohri, M.; Nock, R.; Özgür, A.; Pagh, R.; Raykova, M.; Qi, H.; Ramage, D.; Raskar, R.; Song, D.; Song, W.; Stich, S. U.; Sun, Z.; Suresh, A. T.; Tramèr, F.; Vepakomma, P.; Wang, J.; Xiong, L.; Xu, Z.; Yang, Q.; Yu, F. X.; Yu, H.; and Zhao, S. 2019. Advances and Open Problems in Federated Learning. *CoRR*, abs/1912.04977.
- Karimireddy, S. P.; Kale, S.; Mohri, M.; Reddi, S. J.; Stich, S. U.; and Suresh, A. T. 2020. SCAFFOLD: Stochastic Controlled Averaging for Federated Learning. In *ICML*, volume 119 of *Proceedings of Machine Learning Research*, 5132–5143. PMLR.
- Khaled, A.; Mishchenko, K.; and Richtárik, P. 2019. First Analysis of Local GD on Heterogeneous Data. *CoRR*, abs/1909.04715.
- Li, M.; Andersen, D. G.; Park, J. W.; Smola, A. J.; Ahmed, A.; Josifovski, V.; Long, J.; Shekita, E. J.; and Su, B. 2014. Scaling Distributed Machine Learning with the Parameter Server. In *OSDI*, 583–598. USENIX Association.
- Li, T.; Sahu, A. K.; Talwalkar, A.; and Smith, V. 2019. Federated Learning: Challenges, Methods, and Future Directions. *CoRR*, abs/1908.07873.
- Li, T.; Sahu, A. K.; Zaheer, M.; Sanjabi, M.; Talwalkar, A.; and Smith, V. 2020a. Federated Optimization in Heterogeneous Networks. In *MLSys*. mlsys.org.
- Li, X.; Huang, K.; Yang, W.; Wang, S.; and Zhang, Z. 2020b. On the Convergence of FedAvg on Non-IID Data. In *ICLR*. OpenReview.net.
- Lian, X.; Zhang, W.; Zhang, C.; and Liu, J. 2018. Asynchronous Decentralized Parallel Stochastic Gradient Descent. In *ICML*, volume 80 of *Proceedings of Machine Learning Research*, 3049–3058. PMLR.
- McMahan, B.; Moore, E.; Ramage, D.; Hampson, S.; and y Arcas, B. A. 2017. Communication-Efficient Learning of Deep Networks from Decentralized Data. In *Proceedings of AISTATS*, 1273–1282.
- Niu, C.; Wu, F.; Tang, S.; Hua, L.; Jia, R.; Lv, C.; Wu, Z.; and Chen, G. 2019. Secure Federated Submodel Learning. *CoRR*, abs/1911.02254.
- Niu, C.; Wu, F.; Tang, S.; Hua, L.; Jia, R.; Lv, C.; Wu, Z.; and Chen, G. 2020. Billion-scale federated learning on mobile clients: a submodel design with tunable privacy. In *MobiCom*, 31:1–31:14. ACM.
- Sahni, T.; Chandak, C.; Chedeti, N. R.; and Singh, M. 2017. Efficient twitter sentiment classification using subjective distant supervision. In *COMSNETS*, 548–553. IEEE.
- Stich, S. U. 2019. Local SGD Converges Fast and Communicates Little. In *Proceedings of ICLR*.
- Stich, S. U.; and Karimireddy, S. P. 2019. The Error-Feedback Framework: Better Rates for SGD with Delayed Gradients and Compressed Communication. *CoRR*, abs/1909.05350.
- Tang, H.; Gan, S.; Zhang, C.; Zhang, T.; and Liu, J. 2018a. Communication Compression for Decentralized Training. In *NeurIPS*, 7663–7673.
- Tang, H.; Lian, X.; Yan, M.; Zhang, C.; and Liu, J. 2018b. D²: Decentralized Training over Decentralized Data. In *ICML*, volume 80 of *Proceedings of Machine Learning Research*, 4855–4863. PMLR.
- Tang, H.; Yu, C.; Lian, X.; Zhang, T.; and Liu, J. 2019. DoubleSqueeze: Parallel Stochastic Gradient Descent with Double-pass Error-Compensated Compression. In *ICML*, volume 97 of *Proceedings of Machine Learning Research*, 6155–6165. PMLR.
- Wang, J.; and Joshi, G. 2018. Cooperative SGD: A unified Framework for the Design and Analysis of Communication-Efficient SGD Algorithms. *CoRR*, abs/1808.07576.
- Yu, H.; and Jin, R. 2019. On the Computation and Communication Complexity of Parallel SGD with Dynamic Batch Sizes for Stochastic Non-Convex Optimization. In *ICML*, volume 97 of *Proceedings of Machine Learning Research*, 7174–7183. PMLR.
- Yu, H.; Jin, R.; and Yang, S. 2019. On the Linear Speedup Analysis of Communication Efficient Momentum SGD for Distributed Non-Convex Optimization. In *ICML*, volume 97 of *Proceedings of Machine Learning Research*, 7184–7193. PMLR.
- Yu, H.; Yang, S.; and Zhu, S. 2019. Parallel Restarted SGD with Faster Convergence and Less Communication: Demystifying Why Model Averaging Works for Deep Learning. In *Proceedings of AAAI*, 5693–5700.
- Zhou, G.; Zhu, X.; Song, C.; Fan, Y.; Zhu, H.; Ma, X.; Yan, Y.; Jin, J.; Li, H.; and Gai, K. 2018. Deep Interest Network for Click-Through Rate Prediction. In *KDD*, 1059–1068. ACM.

Proof of Theorem 1

Proof. For any static model $\mathbf{X} = (x_1, x_2, \dots, x_M) \in \cap_{i=1}^N \mathcal{A}_i^r$, by the μ local convexity of f_i , we have

$$f_i(\mathbf{X}_i) \geq f_i(\mathbf{X}_i^t) + \langle \mathbf{X}_i - \mathbf{X}_i^t, \nabla f_i(\mathbf{X}_i^t) \rangle + \frac{\mu}{2} \|\mathbf{X}_i - \mathbf{X}_i^t\|^2. \quad (16)$$

Summing the right-hand of the inequality over $i = \{1, 2, \dots, N\}$ yields

$$T(\mathbf{X}) \triangleq \sum_{i=1}^N \left[f_i(\mathbf{X}_i^t) + \langle \mathbf{X}_i - \mathbf{X}_i^t, \nabla f_i(\mathbf{X}_i^t) \rangle + \frac{\mu}{2} \|\mathbf{X}_i - \mathbf{X}_i^t\|^2 \right], \quad (17)$$

where $T(\mathbf{X})$ is a quadratic function of $\{x_1, x_2, \dots, x_M\}$:

$$\begin{aligned} T(\mathbf{X}) &= \sum_{i=1}^N f_i(\mathbf{X}_i^t) + \sum_{m=1}^M \sum_{i \in \mathcal{S}(i)} \left[\frac{\mu}{2} (x_m - x_m^t)^2 + \frac{\partial f_i}{\partial x_m^t} (x_m - x_m^t) \right] \\ &\stackrel{(a)}{\geq} \sum_{i=1}^N f_i(\mathbf{X}_i^t) - \frac{1}{2\mu} \sum_{m=1}^M \frac{1}{n_m} \left(\sum_{i \in \mathcal{S}(i)} \frac{\partial f_i}{\partial x_m^t} \right)^2 \\ &= \sum_{i=1}^N f_i(\mathbf{X}_i^t) - \frac{1}{2\mu} \left(\sum_{i=1}^N \nabla f_i(\mathbf{X}_i^t) \right)^T \mathbf{U} \left(\sum_{i=1}^N \nabla f_i(\mathbf{X}_i^t) \right), \end{aligned} \quad (18)$$

where (a) equals when $x_m = x_m^t - \frac{1}{\mu n_m} \sum_{i \in \mathcal{S}(i)} \partial f_i / \partial x_m^t$. Since $f(\mathbf{X}^t) = \frac{1}{N} \sum_{i=1}^N f_i(\mathbf{X}_i^t)$, we have

$$f(\mathbf{X}) \geq f(\mathbf{X}^t) - \frac{1}{2\mu N} \left(\sum_{i=1}^N \nabla f_i(\mathbf{X}^t) \right)^T \mathbf{U} \left(\sum_{i=1}^N \nabla f_i(\mathbf{X}^t) \right). \quad (19)$$

By the condition that $\frac{1}{N} \left(\sum_{i=1}^N \nabla f_i(\mathbf{X}^t) \right)^T \mathbf{U} \left(\sum_{i=1}^N \nabla f_i(\mathbf{X}^t) \right) \leq \varepsilon$, we have

$$f(\mathbf{X}^t) \leq \min_{\mathbf{X} \in \cap_{i=1}^N \mathcal{A}_i^r} f(\mathbf{X}) + \frac{\varepsilon}{2\mu}. \quad (20)$$

□

Proof of Theorem 2

Additional Notation

We first define

$$\mathbf{X}^t = \mathbf{U} \cdot \sum_{i=1}^N \mathbf{x}_i^t \quad (21)$$

as the full global model at iteration t . We then assume that FedSubAvg always activates all clients at the beginning of each communication round and then uses the parameters maintained in a few selected clients to produce the next-round parameter. It is clear that this update scheme is equivalent to the original. Then, the update of FedSubAvg can be summarized as: for all $i \in [N]$,

$$\mathbf{y}_i^{t+1} = \mathbf{x}_i^t - \gamma \mathbf{g}_i^t, \quad (22)$$

$$\mathbf{x}_i^{t+1} = \begin{cases} \mathbf{y}_i^{t+1} & \text{if } t \text{ is not a multiple of } I, \\ \mathbf{X}_i^{t+1-I} + \mathbf{U}_i \cdot \frac{N}{K} \sum_{j \in \mathcal{C}_{t+1}} (\mathbf{y}_j^{t+1} - \mathbf{x}_j^{t+1-I}) & \text{if } t \text{ is a multiple of } I, \end{cases} \quad (23)$$

where $\mathbf{g}_i^t \triangleq \nabla F(\mathbf{x}_i^t, \xi_i^t)$ is the local gradient of client i at iteration t . Clearly, in this update scheme, when t is a communication iteration, we have

$$\mathbb{E}_{\mathcal{C}_{t+1}} [\mathbf{X}^{t+1}] = \mathbb{E}_{\mathcal{C}_{t+1}} \left[\mathbf{X}^{t+1-I} + \mathbf{U} \cdot \frac{N}{K} \sum_{i \in \mathcal{C}_{t+1}} (\mathbf{y}_i^{t+1} - \mathbf{x}_i^{t+1-I}) \right] = \mathbf{U} \cdot \sum_{i=1}^N \mathbf{y}_i^{t+1} \triangleq \mathbf{Y}^{t+1}. \quad (24)$$

Additionally, $\mathbf{X}^{t+1} = \mathbf{Y}^{t+1}$ also holds when t is not a communication iteration. Therefore, $\mathbf{Y}^{t+1} = \mathbb{E}[\mathbf{X}^{t+1}]$.

Key Lemmas

Lemma 1.

$$\mathbb{E} \left[\frac{1}{N} \sum_{i=1}^N \|\mathbf{x}_i^t - \mathbf{X}_i^t\|^2 \right] \leq 4\gamma^2 I^2 G^2.$$

Proof. Since FedSubAvg requires a communication every I iterations. Therefore, for any $t \geq 0$, there exists a $t_0 \leq t$, such that $t - t_0 \leq I - 1$ and $\mathbf{x}_i^{t_0} = \mathbf{X}_i^{t_0}$ for all $i \in N$. Then, we have

$$\begin{aligned} & \mathbb{E} \left[\frac{1}{N} \sum_{i=1}^N \|\mathbf{x}_i^t - \mathbf{X}_i^t\|^2 \right] \\ &= \mathbb{E} \left[\frac{1}{N} \sum_{i=1}^N \|(\mathbf{x}_i^t - \mathbf{X}_i^{t_0}) - (\mathbf{X}_i^t - \mathbf{X}_i^{t_0})\|^2 \right] \\ &\leq \mathbb{E} \left[\frac{1}{N} \sum_{i=1}^N \left\| \sum_{\tau=t_0}^{t-1} \gamma \mathbf{g}_i^\tau - \sum_{\tau=t_0}^{t-1} \gamma \mathbf{U}_i \sum_{i=1}^N \mathbf{g}_i^\tau \right\|^2 \right] \\ &\leq 2 \underbrace{\mathbb{E} \left[\frac{1}{N} \sum_{i=1}^N \left\| \sum_{\tau=t_0}^{t-1} \gamma \mathbf{g}_i^\tau \right\|^2 \right]}_{A_1} + 2 \underbrace{\mathbb{E} \left[\frac{1}{N} \sum_{i=1}^N \left\| \sum_{\tau=t_0}^{t-1} \gamma \mathbf{U}_i \sum_{i=1}^N \mathbf{g}_i^\tau \right\|^2 \right]}_{A_2}, \end{aligned} \quad (25)$$

where \mathbf{U}_i denotes the local part of \mathbf{U} for client i .

We first focus on bounding A_1 ,

$$A_1 \leq \frac{1}{N} \sum_{i=1}^N \left\| \sum_{\tau=t_0}^{t-1} \gamma^2 \mathbf{g}_i^\tau \right\|^2 \leq \frac{\gamma^2 (I-1)^2}{N} \sum_{i=1}^N \|\mathbf{g}_i^\tau\|^2 \leq \gamma^2 G^2 (I-1)^2. \quad (26)$$

We next bound A_2 ,

$$A_2 \leq \frac{\gamma^2 (I-1)}{N} \sum_{\tau=t_0}^{t-1} \underbrace{\sum_{i=1}^N \|\mathbf{U}_i \sum_{i=1}^N \mathbf{g}_i^\tau\|^2}_{A_3}, \quad (27)$$

where we can bound A_3 ,

$$A_3 \leq \sum_{m=1}^M \sum_{m \in S(i)} \left(\frac{\sum_{m \in S(i)} \mathbf{g}_{i,\{m\}}^t}{n_m} \right)^2 = \sum_{m=1}^M \frac{1}{n_m} \left(\sum_{m \in S(i)} \mathbf{g}_{i,\{m\}}^t \right)^2 \leq \sum_{m=1}^M \sum_{m \in S(i)} \left(\mathbf{g}_{i,\{m\}}^t \right)^2 \leq N G^2. \quad (28)$$

Substituting equations 26, 27, and 28 into 25 yields

$$\mathbb{E} \left[\frac{1}{N} \sum_{i=1}^N \|\mathbf{x}_i^t - \mathbf{X}_i^t\|^2 \right] \leq 4\gamma^2 G^2 (I-1)^2. \quad (29)$$

□

Completing the Proof of Theorem 2

Proof. For each client i , by the L -smoothness of $f_i(\cdot)$, we have

$$\mathbb{E} [f_i(\mathbf{X}_i^{t+1})] \leq \mathbb{E} [f_i(\mathbf{X}_i^t)] + \underbrace{\mathbb{E} [\langle \mathbf{X}_i^{t+1} - \mathbf{X}_i^t, \nabla f_i(\mathbf{X}_i^t) \rangle]}_{C_1^i} + \frac{L}{2} \underbrace{\mathbb{E} [\|\mathbf{X}_i^{t+1} - \mathbf{X}_i^t\|^2]}_{C_2^i}. \quad (30)$$

We first focus on bounding C_1^i .

$$\begin{aligned} C_1^i &= \mathbb{E} [\langle \mathbf{Y}_i^{t+1} - \mathbf{X}_i^t, \nabla f_i(\mathbf{X}_i^t) \rangle] + \mathbb{E} [\langle \mathbf{X}_i^{t+1} - \mathbf{Y}_i^{t+1}, \nabla f_i(\mathbf{X}_i^t) \rangle] \\ &= \mathbb{E} \left[\left\langle -\gamma \mathbf{U}_i \sum_{i=1}^N \mathbf{g}_i^t, \nabla f_i(\mathbf{X}_i^t) \right\rangle \right] = \mathbb{E} \left[\left\langle -\gamma \mathbf{U} \sum_{i=1}^N \mathbf{g}_i^t, \nabla f_i(\mathbf{X}_i^t) \right\rangle \right] \end{aligned} \quad (31)$$

Substituting C_1^i over $i \in [N]$ yields

$$\begin{aligned}
\mathbb{E} \left[\frac{1}{N} \sum_{i=1}^N C_1^i \right] &= -\gamma \mathbb{E} \left[\left\langle \mathbf{U} \sum_{i=1}^N \mathbf{g}_i^t, \frac{1}{N} \sum_{i=1}^N \nabla f_i(\mathbf{X}_i^t) \right\rangle \right] \\
&= -\frac{\gamma}{N} \mathbb{E} \left[\left\langle \mathbf{U} \sum_{i=1}^N \nabla f_i(\mathbf{x}_i^t), \sum_{i=1}^N \nabla f_i(\mathbf{X}_i^t) \right\rangle \right] \\
&\stackrel{(a)}{=} -\frac{\gamma}{N} \mathbb{E} \left[\left\langle \mathbf{V} \sum_{i=1}^N \nabla f_i(\mathbf{x}_i^t), \mathbf{V} \sum_{i=1}^N \nabla f_i(\mathbf{X}_i^t) \right\rangle \right] \\
&= -\frac{\gamma}{2N} \mathbb{E} \left[\left(\sum_{i=1}^N \nabla f_i(\mathbf{X}_i^t) \right)^T \mathbf{U} \left(\sum_{i=1}^N \nabla f_i(\mathbf{X}_i^t) \right) \right] \\
&\quad -\frac{\gamma}{2N} \mathbb{E} \left[\left(\sum_{i=1}^N \nabla f_i(\mathbf{x}_i^t) \right)^T \mathbf{U} \left(\sum_{i=1}^N \nabla f_i(\mathbf{x}_i^t) \right) \right] \\
&\quad + \frac{\gamma}{2N} \mathbb{E} \left[\underbrace{\left(\sum_{i=1}^N (\nabla f_i(\mathbf{x}_i^t) - \nabla f_i(\mathbf{X}_i^t)) \right)^T \mathbf{U} \left(\sum_{i=1}^N (\nabla f_i(\mathbf{x}_i^t) - \nabla f_i(\mathbf{X}_i^t)) \right)}_D \right],
\end{aligned} \tag{32}$$

where $\mathbf{V} = \text{diag}(1/\sqrt{n_1}, 1/\sqrt{n_2}, \dots, 1/\sqrt{n_M})$ and $\mathbf{U} = \mathbf{V}^2$ in (a). And D can be bounded by:

$$D \leq \frac{1}{n} \left\| \sum_{i=1}^N (\nabla f_i(\mathbf{x}_i^t) - \nabla f_i(\mathbf{X}_i^t)) \right\|^2 \leq \frac{NL^2}{n} \sum_{i=1}^N \|\mathbf{x}_i^t - \mathbf{X}_i^t\|^2 \leq \frac{4N^2\gamma^2 G^2 L^2 (I-1)^2}{n}. \tag{33}$$

We next focus on bounding C_i^2 .

$$C_i^2 \leq 2\mathbb{E} \left[\underbrace{\|\mathbf{Y}_i^{t+1} - \mathbf{X}_i^t\|^2}_{E_1^i} \right] + 2\mathbb{E} \left[\underbrace{\|\mathbf{X}_i^{t+1} - \mathbf{Y}_i^{t+1}\|^2}_{E_2^i} \right]. \tag{34}$$

Since $\mathbf{Y}_i^{t+1} = \mathbf{X}_i^t - \gamma \mathbf{U}_i \sum_{i=1}^N \mathbf{g}_i^t$, we have

$$\begin{aligned}
\mathbb{E} \left[\frac{1}{N} \sum_{i=1}^N E_1^i \right] &= \mathbb{E} \left[\frac{1}{N} \sum_{i=1}^N \gamma^2 \left\| \mathbf{U}_i \sum_{i=1}^N \mathbf{g}_i^t \right\|^2 \right] \\
&= \frac{\gamma^2}{N} \mathbb{E} \left[\left(\sum_{i=1}^N \mathbf{g}_i^t \right) \mathbf{U} \left(\sum_{i=1}^N \mathbf{g}_i^t \right) \right] \\
&= \frac{\gamma^2}{N} \mathbb{E} \left[\left(\sum_{i=1}^N (\mathbf{g}_i^t - \nabla f_i(\mathbf{x}_i^t)) \right) \mathbf{U} \left(\sum_{i=1}^N (\mathbf{g}_i^t - \nabla f_i(\mathbf{x}_i^t)) \right) \right] \\
&\quad + \frac{\gamma^2}{N} \mathbb{E} \left[\left(\sum_{i=1}^N \nabla f_i(\mathbf{x}_i^t) \right) \mathbf{U} \left(\sum_{i=1}^N \nabla f_i(\mathbf{x}_i^t) \right) \right] \\
&\quad + \frac{2\gamma}{N} \mathbb{E} \left[\left(\sum_{i=1}^N (\mathbf{g}_i^t - \nabla f_i(\mathbf{x}_i^t)) \right) \mathbf{U} \left(\sum_{i=1}^N \nabla f_i(\mathbf{x}_i^t) \right) \right] \\
&= \frac{\gamma^2}{N} \mathbb{E} \left[\left(\sum_{i=1}^N (\mathbf{g}_i^t - \nabla f_i(\mathbf{x}_i^t)) \right) \mathbf{U} \left(\sum_{i=1}^N (\mathbf{g}_i^t - \nabla f_i(\mathbf{x}_i^t)) \right) \right] \\
&\leq \frac{\gamma^2}{nN} \mathbb{E} \left[\left\| \sum_{i=1}^N (\mathbf{g}_i^t - \nabla f_i(\mathbf{x}_i^t)) \right\|^2 \right] \\
&\quad + \frac{\gamma^2}{N} \mathbb{E} \left[\left(\sum_{i=1}^N \nabla f_i(\mathbf{x}_i^t) \right) \mathbf{U} \left(\sum_{i=1}^N \nabla f_i(\mathbf{x}_i^t) \right) \right] \\
&\leq \frac{\gamma^2 \sigma^2}{n} + \frac{\gamma^2}{N} \mathbb{E} \left[\left(\sum_{i=1}^N \nabla f_i(\mathbf{x}_i^t) \right) \mathbf{U} \left(\sum_{i=1}^N \nabla f_i(\mathbf{x}_i^t) \right) \right].
\end{aligned} \tag{35}$$

When t is not a communication iteration, we have $E_2^i = 0$; else, we have

$$\begin{aligned}
\mathbb{E}_{C_{t+1}}[E_2^i] &= \mathbb{E}_{C_{t+1}} \left[\left\| \mathbf{X}_i^{t_0} + \frac{N}{K} \mathbf{U}_i \sum_{j \in C_{t+1}} (\mathbf{y}_j^{t+1} - \mathbf{x}_j^{t_0}) - \mathbf{U}_i \sum_{j=1}^N \mathbf{y}_j^{t+1} \right\|^2 \right] \\
&= \mathbb{E}_{C_{t+1}} \left[\left\| \frac{N}{K} \mathbf{U}_i \sum_{j \in C_{t+1}} (\mathbf{y}_j^{t+1} - \mathbf{x}_j^{t_0}) - \left(\mathbf{U}_i \sum_{j=1}^N \mathbf{y}_j^{t+1} - \mathbf{X}_i^{t_0} \right) \right\|^2 \right] \\
&\stackrel{(a)}{\leq} \frac{N^2}{K^2} \mathbf{u}_i \mathbb{E}_{C_{t+1}} \left[\sum_{j \in C_{t+1}} (\mathbf{y}_j^{t+1} - \mathbf{x}_j^{t_0}) \circ (\mathbf{y}_j^{t+1} - \mathbf{x}_j^{t_0}) \right] \\
&= \frac{N}{K} \mathbf{u}_i \sum_{j=1}^N (\mathbf{y}_j^{t+1} - \mathbf{x}_j^{t_0}) \circ (\mathbf{y}_j^{t+1} - \mathbf{x}_j^{t_0}) \\
&\leq \frac{NI}{K} \mathbf{u}_i \sum_{j=1}^N \sum_{\tau=t_0}^{t+1} \gamma^2 \mathbf{g}_j^\tau \circ \mathbf{g}_j^\tau \\
&\leq \frac{NI\gamma^2}{K} \mathbf{u}_i \sum_{j=1}^N \sum_{\tau=t-I}^t \mathbf{g}_j^\tau \circ \mathbf{g}_j^\tau,
\end{aligned} \tag{36}$$

where \mathbf{u}_i denotes the local part of $(1/n_1^2, 1/n_2^2, \dots, 1/n_M^2)$ for client i , \circ denotes the element-wise multiplication, and (a) follows from $\mathbb{E}[\|\mathbf{z} - \mathbb{E}[\mathbf{z}]\|^2] \leq \mathbb{E}[\|\mathbf{z}\|^2]$ that holds for any random vector \mathbf{z} .

Summing over $i = [N]$, we have

$$\begin{aligned}
\mathbb{E} \left[\frac{1}{N} \sum_{i=1}^N E_2^i \right] &\leq \frac{1}{N} \sum_{i=1}^N \frac{NI\gamma^2}{K} \mathbf{u}_i \sum_{i=j}^N \sum_{\tau=t-I}^t \mathbf{g}_j^\tau \circ \mathbf{g}_j^\tau \\
&= \frac{I\gamma^2}{K} \sum_{i=1}^N \mathbf{u}_i \sum_{\tau=t-I}^t \sum_{j=1}^N \mathbf{g}_j^\tau \circ \mathbf{g}_j^\tau \\
&= \frac{I\gamma^2}{K} \sum_{\tau=t-I}^t \sum_{i=1}^N \mathbf{u}_i \sum_{j=1}^N \mathbf{g}_j^\tau \circ \mathbf{g}_j^\tau \leq \frac{N\gamma^2 I^2 G^2}{nK}.
\end{aligned} \tag{37}$$

Taking an average of equation 30 over $i \in [N]$, substituting equations 31, 33, 34, 35, and 37 into 30, and rearranging the terms yields

$$\begin{aligned}
&\mathbb{E} \left[\frac{1}{N} \left(\sum_{i=1}^N \nabla f_i(\mathbf{X}_i^t) \right)^T \mathbf{U} \left(\sum_{i=1}^N \nabla f_i(\mathbf{X}_i^t) \right) \right] \\
&\leq \frac{2(\mathbb{E}[f(\mathbf{X}^t)] - \mathbb{E}[f(\mathbf{X}^{t+1})])}{\gamma} + \frac{2\gamma L\sigma^2}{n} + \frac{4N\gamma^2 G^2 L^2 (I-1)^2}{n} + \frac{2\gamma NI^2 G^2 L}{nK}.
\end{aligned} \tag{38}$$

Summing over $t \in \{1, 2, \dots, T\}$ and dividing both sides by T yields

$$\begin{aligned}
&\mathbb{E} \left[\frac{1}{T} \sum_{i=1}^T \frac{1}{N} \left(\sum_{i=1}^N \nabla f_i(\mathbf{X}^t) \right)^T \mathbf{U} \left(\sum_{i=1}^N \nabla f_i(\mathbf{X}^t) \right) \right] \\
&\leq \frac{2(f(\mathbf{X}^1) - f(\mathbf{X}^*))}{\gamma T} + \frac{2\gamma L\sigma^2}{n} + \frac{4N\gamma^2 I^2 G^2 L^2}{n} + \frac{2\gamma NI^2 G^2 L}{nK}.
\end{aligned} \tag{39}$$

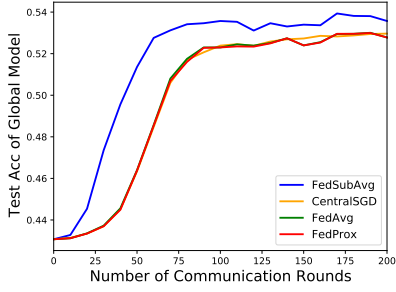
□

Supplementary Experiment Results

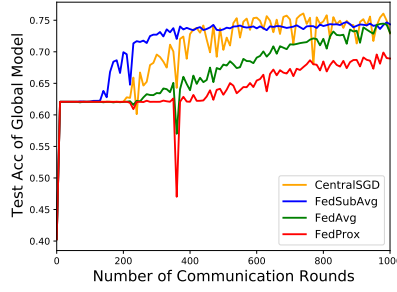
In this section, we show the test accuracies with training rounds for each experiment. Figure 4 compares the test accuracies of FedSubAvg and other baselines under default settings. Figure 5 compares the test accuracies of FedSubAvg with different participating client K . All figures show consistent results with the training losses.

Supplementary Notes for the Experiments

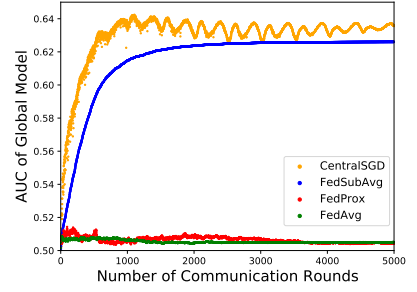
In our experiments, all FL algorithms are extended to the weighted case. In particular, the correction coefficient N/n_m in FedSubAvg is extended to $\sum_{i=1}^N w_i / \sum_{\{j|m \in S(j)\}} w_j$, where w_i is the size of client i 's local training data. For the rating classification, the MovieLens dataset is available from <https://grouplens.org/datasets/movielens/1m/>. We randomly select 20% of the samples as the test dataset and leave the remaining 80% as the training set, and further randomly choose 10000 samples from the train set and the test set to evaluate training losses and test accuracies, respectively. For the sentiment analysis, the Sentiment140 dataset is available from <http://help.sentiment140.com/for-students>, and we randomly select 20% of the samples as the test dataset and leave the remaining 80% as the training set. In addition, experiments are conducted on machines with operating system Ubuntu 18.04.3, CUDA version 10.1, and one NVIDIA GeForce RTX 2080Ti GPU.



(a) Test ACCs on MovieLens

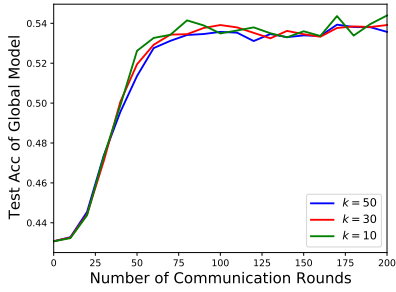


(b) Test ACCs on Sent140

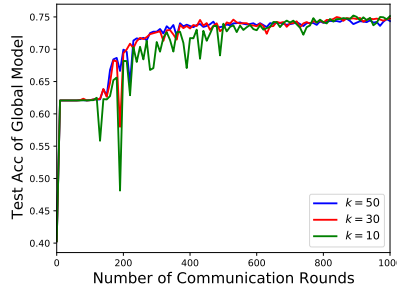


(c) Test AUCs on the Alibaba dataset

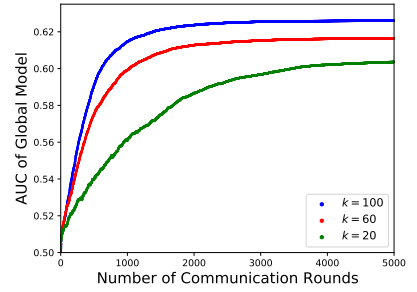
Figure 4: Test accuracies or test AUCs of FedSubAvg and the baselines on the MovieLens, Sent140, and Alibaba datasets.



(a) Test ACCs on MovieLens



(b) Test ACCs on Sent140



(c) Test AUCs on the Alibaba dataset

Figure 5: Test accuracies or test AUCs of FedSubAvg on the MovieLens, Sent140, and Alibaba datasets with different number of participating clients.