

A Characterization of Individualization-Refinement Trees

Markus Anders

Jendrik Brachter

Pascal Schweitzer

September 16, 2021

Abstract

Individualization-Refinement (IR) algorithms form the standard method and currently the only practical method for symmetry computations of graphs and combinatorial objects in general. Through backtracking, on each graph an IR-algorithm implicitly creates an IR-tree whose order is the determining factor of the running time of the algorithm.

We give a precise and constructive characterization which trees are IR-trees. This characterization is applicable both when the tree is regarded as an uncolored object but also when regarded as a colored object where vertex colors stem from a node invariant. We also provide a construction that given a tree produces a corresponding graph whenever possible. This provides a constructive proof that our necessary conditions are also sufficient for the characterization.

1 Introduction

The individualization-refinement (IR) framework is a general backtracking technique employed by algorithms solving tasks related to the computation of symmetries of combinatorial objects [16]. These include algorithms computing automorphism groups, isomorphism solvers, canonical labeling tools used for computing normal forms, and to some extent recently also machine learning computations in convolutional neural networks [1, 17]. In fact all competitive graph isomorphism/automorphism solvers, specifically NAUTY/TRACES [15, 16], BLISS [11, 12], SAUCY [8, 9], CONAUTO [13, 14], and DEJAVU [2, 3] fall within the framework. These tools alternate color-refinement techniques (such as the 1-dimensional Weisfeiler-Leman algorithm) with backtracking steps. The latter perform artificial individualization of indistinguishable vertices. This leads to recursive branching and overall to a tree of recursive function calls, the so called IR-tree.

Using clever invariants and heuristics, the tools manage to prune large parts of the IR-tree. Since the non-recursive work is quasi-linear, it has long been known that the number of traversed nodes of the IR-tree is the determining factor in the running time for all the tools (see for example [20, Theorem 9] and [19]). And in fact, the running times of the various tools closely reflect this [3, 16]. Indeed, variation in the traversal strategies among the tools leads to a different number of traversed nodes which in turn leads to different running times. However, explicit bounds that rigorously show asymptotic advantages of randomized traversals over deterministic ones have only recently been obtained [4]. For this, a specific problem — a search problem in trees with symmetries — is defined. It captures precisely the parameters within which IR-algorithms operate.

While these results are quite general within an abstract model, the bounds proven in [4] apply to the search problem in arbitrary trees with symmetries, independent of whether they originate

Supported by the European Research Council (ERC) under the European Union’s Horizon 2020 research and innovation programme (EngageS: grant No. 820148).

from actual IR-computations or not. Granted, the vast benchmark library of TRACES [15, 16] shows that IR-trees come in an abundance of forms and shapes. However, to date there have been no comprehensive results actually analyzing which trees can arise as an IR-tree.

Contribution. In this paper we study which trees are IR-trees. Arising from a branching process, all IR-trees are rooted and all inner vertices have at least 2 children. Such trees are called irreducible (or series reduced). Despite a vast variety of IR-trees arising from benchmark libraries, it turns out that not all irreducible trees are IR-trees. However, we can give a full, constructive characterization of IR-trees.

Theorem 1. *An irreducible tree is an IR-tree if and only if there is no node that has exactly two children of which exactly one is a leaf.*

To prove the theorem we first provide and justify necessary conditions for a tree to be an IR-tree. We then prove that, indeed, these conditions are sufficient by providing graphs on which the execution of an IR-algorithm yields the desired tree. In fact, our proof is constructive, meaning that we obtain an algorithm with the following property. Given a tree T satisfying the necessary conditions, the algorithm produces a graph whose IR-tree is T .

As we describe in our definition of IR-trees in Section 2, the trees are naturally associated with a coloring of the vertices. This coloring is a crucial component that is related to the automorphism group structure of the graph. Our characterization also fully describes how color classes may be distributed in a given tree. It turns out that there are several simple restrictions, in particular for vertices that have precisely two children, but apart from that all colorings can be realized and in particular any number of symmetries can be ensured (see Section 4).

Our characterization provides a fundamental argument transferring the analysis of abstract tree traversal strategies performed in [4] to backtracking trees of IR-algorithms on actual instances. Specifically, we may conclude that the abstract trees used for the lower bounds of probabilistic algorithms in [4] indeed appear as IR-trees. However, interestingly, the abstract trees used for the lower bounds of deterministic algorithms (Theorem 13, [4]) are not IR-trees. In fact these trees have nodes with two children, one child that is a leaf and another that is not. This breaks the necessary conditions as laid out by Theorem 1. Fortunately, it also immediately follows from our results that a slight modification can rectify this: by simply replacing the respective leaves with inner nodes that have two attached leaves, the trees become actual IR-trees, due to our characterization. Overall, we therefore prove that the lower bounds of [4] hold true in the IR-paradigm.

Cell Selectors and Invariants. Formally, the IR-paradigm allows for different design choices in some of its components. For most of these, competitive practical solvers actually make very similar choices: the refinement is always *color refinement* and solvers commonly choose as their pruning invariant (essentially) the so-called *quotient graph*. The way in which the actual implementations differ from color refinement and quotient graphs is usually only in minor details and done to achieve practical speed-ups. This only leads to a slightly weaker refinement and invariants in some specific cases. In this paper, we therefore comply with these common design choices.

Many other design choices, such as *how* IR-trees are traversed, have no effect on the characterization of the IR-trees themselves.

There is however one integral design choice where competitive IR-solvers do indeed vary in a way that affects which trees are IR-trees, namely the so-called *cell selectors*. We should emphasize that Theorem 1 only says that for the trees satisfying the necessary conditions there is some cell selector for which the graph is an IR-tree.

However, we can also say something about specific cell selectors. Considering the characterization for a *given* cell selector, there are two possibilities: either, fewer trees turn out to be IR-trees or the same characterization applies. We can use our results to argue that for some cell selectors

that are used in practice our necessary conditions are sufficient, while for others they are not (see Section 5 for a discussion).

Techniques. Many properties of a graph, e.g. symmetries, are directly tied to properties of its IR-tree. When modeling a graph that is supposed to produce a particular IR-tree, two major difficulties arise, roughly summarized as follows:

1. The effect of color refinement on the graph needs to be kept under control.
2. The shape of the IR-tree may dictate that symmetries must be simultaneously represented in distinct parts of the graph.

We resolve these issues using various gadget constructions specifically crafted for this purpose. We introduce *concealed edges*, which allow us to precisely control the point in time at which the IR-process is able to see a certain set of edges and thus color refinement to take effect (resolving issue (1)). By combining concealed edges with gadgets enforcing particular regular abelian automorphism groups we can synchronize symmetries across multiple branches of the tree (resolving issue (2)).

Here, as the main tool we show the following. As an additional restriction, which stems from the structure of IR-trees, we consider only trees where all leaves can be mapped to the same number of other leaves via symmetries (i.e., under automorphisms all *leaf orbits* have the same size). We show that each such tree T can be embedded into a graph H_T , such that H_T restricts the symmetries of T in a particular way. Intuitively, we keep just enough symmetries to allow leaves to be mapped to each other whenever this is possible in T . We thereby effectively couple leaf orbits so that when fixing one leaf, all other leaves are fixed as well. More formally we prove the following theorem.

Theorem 2. *Let T be a colored tree in which all leaf orbits have the same size. There exists a graph H_T containing T as an automorphism invariant induced subgraph so that the action of $\text{Aut}(H_T)$ is faithful on T and semiregular on the set of leaves of T . Moreover, $\text{Aut}(H_T)$ induces the same orbits on T as $\text{Aut}(T)$.*

Again, we prove the theorem in a constructive manner. All steps can be easily converted into an algorithm that takes as input an admissible (i.e., compatible with our necessary conditions from Section 3) colored tree T and produces a graph and cell selector with IR-tree T .

2 Individualization-Refinement Trees

Following [16] closely, we introduce the notion of an IR-tree. Algorithms based on the IR-paradigm explore these trees using various traversal strategies to solve graph isomorphism, graph automorphism or canonical labeling problems.

Colored Graphs. An undirected, finite graph $G = (V, E)$ consists of a set of vertices $V \subseteq \mathbb{N}$ and a set of edges $E \subseteq V^2$, where E is symmetric. Set $n := |V|$.

The IR framework relies on coloring the vertices of a graph. A coloring is a surjective map $\pi: V \rightarrow \{1, \dots, k\}$. The i -th *cell* for $i \in \{1, \dots, k\}$ is $\pi^{-1}(i) \subseteq V$. Elements in the same cell are *indistinguishable*. If $|\pi| = n$, i.e., whenever each vertex has its own distinct color in π , then π is called *discrete*. A coloring π is *finer* than π' (and π' *coarser* than π) if $\pi(v) = \pi(v')$ implies $\pi'(v) = \pi'(v')$ for all $v, v' \in V$. Whenever convenient, we may also view colorings as ordered partitions instead of maps. A colored graph (G, π) consists of a graph and a coloring.

The symmetric group on $\{1, \dots, n\}$ is denoted $\text{Sym}(n)$. An automorphism of a graph G is a bijective map $\varphi: V \rightarrow V$ with $G^\varphi := (\varphi(V), \varphi(E)) = (V, E) = G$. With $\text{Aut}(G)$ we denote the automorphism group of G . For a colored graph (G, π) we require automorphisms to also preserve

colors, i.e., $\pi(v) = \pi(\varphi(v))$ for all $v \in V$. We define the colored automorphism group $\text{Aut}(G, \pi)$ accordingly.

Color Refinement and Individualization. IR-algorithms use a procedure to heuristically refine colorings based on the degree of vertices. The intuition is that if two vertices have different degree, then they can not be mapped to each other by an automorphism. We assign vertices of different degrees distinct colors to indicate this phenomenon. This process is iterated using color degrees: for example, two vertices can only be mapped to each other if they have the same number of neighbors of a particular color i . Therefore vertices can be distinguished according to the number of neighbors they have in color i . This gives us a new, refined coloring that (potentially) distinguishes more vertices. This is repeated until the process stabilizes.

The colorings resulting from this process are called equitable colorings. A coloring π is *equitable* if for every pair of (not necessarily distinct) colors $i, j \in \{1, \dots, k\}$ the number of j -colored neighbors is the same for all i -colored vertices. For a colored graph (G, π) there is (up to renaming of colors) a unique coarsest equitable coloring finer than π [16]. We denote this coloring by $\text{Ref}(G, \pi, \epsilon)$, where ϵ is the empty sequence.

IR-algorithms also use *individualization*. This process artificially forces a vertex into its own cell. We can record which vertices have been individualized in a sequence $\nu \in V^*$. We extend the refinement function so that $\text{Ref}(G, \pi, \nu)$ is the unique coarsest equitable coloring finer than π in which every vertex in ν is a singleton with its own artificial color. Specifically, the artificial colors used to individualize ν are not interchangeable with colors introduced by the refinement itself and are ordered: the i -th vertex in ν is always colored using the i -th artificial color.

We require this coloring to be isomorphism invariant (which means that $\text{Ref}(G, \pi, \nu)(v) = \text{Ref}(G^\varphi, \pi^\varphi, \nu^\varphi)(v^\varphi)$ for $\varphi \in \text{Sym}(n)$). There are efficient *color refinement* algorithms to compute $\text{Ref}(G, \pi, \nu)$, for which we refer to [16].

We say two colored graphs (G_1, π_1) and (G_2, π_2) are *distinguishable (by color refinement)*, if with respect to the colorings $\text{Ref}(G_1, \pi_1, \epsilon)$ and $\text{Ref}(G_2, \pi_2, \epsilon)$

1. there is a color c with differently sized cells in G_1 and G_2 (i.e., $|\text{Ref}(G_1, \pi_1, \epsilon)^{-1}(c)| \neq |\text{Ref}(G_2, \pi_2, \epsilon)^{-1}(c)|$),
2. or there are vertices $v_1 \in V(G_1)$, $v_2 \in V(G_2)$ of the same color (i.e., $\text{Ref}(G_1, \pi_1, \epsilon)(v_1) = \text{Ref}(G_2, \pi_2, \epsilon)(v_2)$), such that there is a color c within which v_1 and v_2 have a differing number of neighbors (i.e., $|\{(v_1, w) \in E(G_1) \mid \text{Ref}(G_1, \pi_1, \epsilon)(w) = c\}| \neq |\{(v_2, w) \in E(G_2) \mid \text{Ref}(G_2, \pi_2, \epsilon)(w) = c\}|$).

Sequences (or t -tuples) of vertices $\nu_1 \in (G_1, \pi_1)^t$ and $\nu_2 \in (G_2, \pi_2)^t$ are *distinguishable*, if the graphs $(G_1, \text{Ref}(G_1, \pi_1, \nu_1))$ and $(G_2, \text{Ref}(G_2, \pi_2, \nu_2))$ are.

Cell Selector. In a backtracking fashion, the goal of an IR-algorithm is to reach a discrete coloring using color refinement and individualization. For this, color refinement is first applied. If this does not yield a discrete coloring, individualization is applied, branching over all vertices in one non-singleton cell. The task of the *cell selector* is to isomorphism invariantly pick the non-singleton cell. After individualization, color refinement is applied again and the process continues recursively. Formally, a cell selector is a function $\text{Sel}: \mathcal{G} \times \Pi \rightarrow 2^V$ (where \mathcal{G} denotes the set of all graphs and Π denotes the set of all colorings), satisfying:

- Isomorphism invariance, i.e., $\text{Sel}(G^\varphi, \pi^\varphi) = \text{Sel}(G, \pi)^\varphi$ for $\varphi \in \text{Sym}(n)$.
- If π is discrete then $\text{Sel}(G, \pi) = \emptyset$.
- If π is not discrete then $|\text{Sel}(G, \pi)| > 1$ and $\text{Sel}(G, \pi)$ is a cell of π .

IR-Tree. We describe the IR-tree $\Gamma_{\text{Sel}}(G, \pi)$ of a colored graph (G, π) , which depends on a chosen cell selector Sel . Essentially, IR-Trees simply describe the call-trees stemming from the aforementioned backtracking procedure. Nodes of the search tree are sequences of vertices of G . The root of $\Gamma_{\text{Sel}}(G, \pi)$ is the empty sequence ϵ . If ν is a node in $\Gamma_{\text{Sel}}(G, \pi)$ and $C = \text{Sel}(G, \text{Ref}(G, \pi, \nu))$, then the set of children of ν is $\{\nu.v \mid v \in C\}$, i.e., all extensions of ν by one vertex v of C .

By $\Gamma_{\text{Sel}}(G, \pi, \nu)$ we denote the subtree of $\Gamma_{\text{Sel}}(G, \pi)$ rooted in ν . We omit the index Sel when apparent from context.

We recite the following fact on isomorphism invariance of the search tree as given in [16], which follows from the isomorphism invariance of Sel and Ref :

Lemma 3. *If ν is a node of $\Gamma(G, \pi)$ and $\varphi \in \text{Aut}(G, \pi)$, then ν^φ is a node of $\Gamma(G, \pi)$ and $\Gamma(G, \pi, \nu)^\varphi = \Gamma(G, \pi, \nu^\varphi)$.*

Quotient Graph. The IR-tree itself can be exponentially large in the order of G [18]. To decrease its size IR-algorithms use a pruning mechanism. For this a *node invariant* is used. A node invariant is a function $\text{Inv}: \mathcal{G} \times \Pi \times V^* \rightarrow I$ that assigns to each sequence of nodes of the tree a value in a totally ordered set I . It satisfies the following.

- Isomorphism invariance, i.e., $\text{Inv}(G, \pi, \nu_1) = \text{Inv}(G^\varphi, \pi^\varphi, \nu_1^\varphi)$ for $\varphi \in \text{Sym}(n)$.
- If $|\nu_1| = |\nu_2|$ and $\text{Inv}(G, \pi, \nu_1) < \text{Inv}(G, \pi, \nu_2)$, then for all nodes $\nu'_1 \in \Gamma(G, \pi, \nu_1)$ and $\nu'_2 \in \Gamma(G, \pi, \nu_2)$ it holds that $\text{Inv}(G, \pi, \nu'_1) < \text{Inv}(G, \pi, \nu'_2)$.

The particular way the node invariant can be exploited depends on the problem to be solved. When solving for graph isomorphism, the algorithm may prune all nodes with an invariant differing from an arbitrary node invariant. However, when algorithms want to compute a canonical labeling, they must find a specific canonical node invariant to continue with. However, in the context of the present work these details are not important.

Most IR-algorithms use a specific invariant, the so-called *quotient graph*, which is naturally produced by color refinement.

For an equitable coloring π of a graph G , the quotient graph $Q(G, \pi)$ captures the information of how many neighbors vertices from one cell have in another cell. Quotient graphs are complete directed graphs in which each vertex has a self-loop. They include vertex colors as well as edge colors. The vertex set of $Q(G, \pi)$ is the set of all colors of (G, π) , i.e., $V(Q(G, \pi)) := \pi(V(G))$. The vertices are colored with the color of the cell they represent in G . We color the edge (c_1, c_2) with the number of neighbors a vertex of cell c_1 has in cell c_2 (possibly $c_1 = c_2$). Since π is equitable, all vertices of c_1 have the same number of neighbors in c_2 .

A crucial fact is that graphs are *indistinguishable by color refinement* if and only if their quotient graphs on the coarsest equitable coloring are equal.

We should also remark that quotient graphs are indeed *complete invariants*, yielding the following property.

Lemma 4. *Let ν, ν' be leaves of $\Gamma(G, \pi)$. There exists an automorphism $\varphi \in \text{Aut}(G, \pi)$ with $\nu = \varphi(\nu')$ if and only if $Q(G, \text{Ref}(G, \pi, \nu)) = Q(G, \text{Ref}(G, \pi, \nu'))$.*

Consistent with the colors of trees used in [4], we may also view quotient graphs as a way to color IR-trees themselves, i.e., where we color a node ν with $Q(G, \text{Ref}(G, \pi, \nu))$.

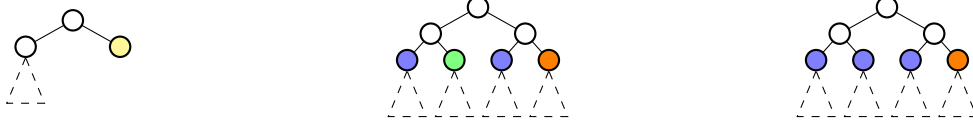


Figure 1: Forbidden structures in asymmetric binary IR-trees.

3 Necessary Conditions for IR-Trees

We collect necessary conditions for the structure of IR-trees. Since IR-trees are the result of a branching process, they are naturally irreducible (no node has exactly one child). Also, indistinguishable leaves can be mapped to each other.

Lemma 5. *IR-trees are irreducible.*

Lemma 6. *Let l_1, l_2 be two leaves of an IR-tree (T, π) . If l_1 and l_2 are indistinguishable, there is an automorphism $\varphi \in \text{Aut}(T, \pi)$ mapping l_1 to l_2 .*

Lemma 7 (see e.g. [3]). *A leaf l can be mapped to exactly $|\text{Aut}(G, \pi)|$ leaves in $\Gamma(G, \pi)$ using elements of the automorphism group $\text{Aut}(G, \pi)$.*

It follows that all classes of indistinguishable leaves have equal size.

Since in color refinement, partitionings and hence quotient graphs only ever become finer and more expressive, the following properties hold.

Lemma 8. *Let n_1, n_2 be two nodes of an IR-tree where n_i is on level l_i .*

1. *If $l_1 \neq l_2$, then n_1 and n_2 are distinguishable.*
2. *Consider the two walks starting in the root and ending in n_1 and in n_2 , respectively. If in these walks two nodes on the same level are distinguishable then n_1 and n_2 are distinguishable.*

Some further restrictions apply specifically in the case of cells of size 2.

Lemma 9 (Forbidden Binary Structures). 1. *If a node n has two children n_1 and n_2 , then it cannot be that exactly one of the children n_1 or n_2 is a leaf (see Figure 1, left).*

2. *If n_1, n_2 are any two nodes and n_1 has exactly 2 children then the multiset of colors of the children of n_1 and n_2 are equal or disjoint (Figure 1, middle and right).*

Proof. Part 1 follows from the fact that individualizing one vertex in a cell of size 2 also individualizes the other vertex of the cell.

For Part 2 we note that individualization of a child of n_1 also individualizes the other child of n_1 and vice versa. This implies that if a child c_2 of n_2 has the same color as some child c_1 of n_1 , then by definition, individualization of c_1 and c_2 , respectively, produces indistinguishable colorings. So in this case there is a one-to-one correspondence between the colors of the children of n_1 and those of n_2 . \square

It is easy to see that if at any point the cell selector chooses differently sized cells in different branches, the branches subsequently become distinguishable. However, if we assume cell selectors only base their decision on the quotient graph, this restriction applies earlier. More specifically, we call a cell selector *quotient-graph-based*, whenever the result of the cell selector depends only on the quotient graph rather than other aspects of G and π (i.e., we have $\text{Sel}(Q(G, \pi))$ rather than $\text{Sel}(G, \pi)$). Then, we have the following.

Lemma 10. *If two nodes n and n' in an IR-tree are indistinguishable, then their parents have the same number of children. If additionally the cell selector is quotient-graph-based then n and n' also have the same number of children.*

Restricting the cell selector to quotient graphs thus changes whether we can distinguish nodes with a differing number of children *before* or *after* individualizing one more vertex. We may even distinguish cells *before* individualization in both cases, if we include the decision of the cell selector into the invariant itself (i.e., using $(Q(G, \pi), \text{Sel}(G, \pi))$ instead of $Q(G, \pi)$, which is clearly only more expressive in case the cell selector is *not* quotient-graph-based).

In the following, we assume cell selectors are indeed quotient-graph-based. Since we only require a less powerful cell selector, our construction becomes more general. However, in the construction, we could alternatively drop the additional restriction above with minor adjustments by allowing a more powerful cell selector.

For the remainder of this paper we say that a tree fulfills the *necessary conditions*, if none of the conditions laid out by this section are violated.

4 Graph Constructions

Given a colored tree (T, π) which satisfies the necessary conditions, we construct a graph $G(T, \pi)$ whose IR-tree is (T, π) , up to renaming of colors. Standard arguments show that it suffices to construct a colored graph $G(T, \pi)$, from which an uncolored graph with the same IR-tree can be obtained. We make abundant use of gadget constructions, which we describe first.

4.1 Gadgets

All our gadgets have multiple *input* and *output gates*. Each gate is a pair of vertices that together form their own color class in the gadget. Vertices in the gates are the only vertices of the gadgets connected to other vertices outside the gadget. We say that vertices labeled with b_i denote the “input”, while a_i denote “output”.

Gates can be *activated* by which we mean the process of distinguishing the vertices of the gate pair into distinct color classes, and applying color refinement afterwards. We say activation *discretizes* the gadget if the resulting stable coloring on the gadget vertices is discrete.

We should note that three of the gadgets we are about to present (specifically the AND_i , Unidirectional and Dead End gadget) have already been used in other contexts related to color refinement [5–7, 10].

AND_i Gadget [6, 7, 10]. The AND_2 gadget as illustrated in Figure 2a realizes the logical conjunction of gates with respect to color refinement, and an XOR gadget with respect to automorphisms.

Given $i > 2$, we can realize an AND_i gadget with i input gates by combining multiple AND_2 gadgets in a tree-like fashion. The AND_i gadget is constructed by attaching the first and second input gate to an AND_2 , whose output is connected to another AND_2 together with the third input gate, and so on. We use colors to order the input gates, i.e., we color the i -th input gate with color i .

We define the special case of the AND_1 gadget to simply consist of a pair of vertices that functions as the input and output gate at the same time.

Lemma 11 ([10]). *The AND_i gadget admits automorphisms that flip the output gate and either one of the input gates while fixing other input gates. As long as some input gate remains unsplit, the output gate is not split but activating all inputs discretizes the gadget.*

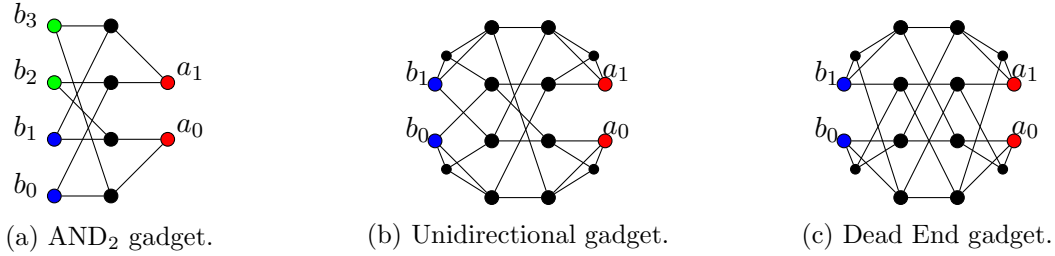


Figure 2: The AND₂ gadget and two variants of directional gadgets.



Figure 3: Non-isomorphic asymmetry gadgets. The two input vertices are connected regularly to disjoint halves of the Frucht graph \mathcal{F} .

Unidirectional and Dead End Gadget [5, 6, 10]. Next, we describe gadgets through which gate activation can be propagated or blocked depending on the direction of the gadget. Specifically we construct the unidirectional gadget (Figure 2b) and the dead end gadget (Figure 2c). Note that the two gadgets are indistinguishable from each other by color refinement. The smaller vertices depicted in Figure 2 have been included to guarantee that the gadgets become discrete after the input and output gate has been split and can otherwise be ignored.

Lemma 12. *The unidirectional and dead end gadget are indistinguishable by color refinement. In the unidirectional case, activating the input discretizes the gate but activating the output does not split the input gate. In the dead end case, both input and output have to be activated to discretize the gadget.*

Asymmetry Gadgets. Our next gadgets only have one gate (see Figure 3). Both of the asymmetry gadgets A_1 and A_2 (Figures 3a and 3b) have the crucial property that the two gate vertices of either gadget are initially indistinguishable by color refinement, but individualizing one of the gate vertices leads to a different quotient graph than individualizing the other gate vertex.

Lemma 13. *The asymmetry gadgets form asymmetric graphs that are stable under color refinement. Activating the input gate discretizes the gadget and we obtain two non-isomorphic colorings depending on which vertex was individualized. Furthermore, $A_1 \not\cong A_2$.*

Concealed Edges. Lastly, we describe the *concealed edge gadget* that is used to hide edges from color refinement. The gadget has two vertices that represent the endpoints of an edge (the blue vertices in Figure 4). The idea is that instead of an edge connecting the two vertices, we insert a concealed edge gadget. For this the gadget has a pair consisting of two *inner vertices* (the green vertices in Figure 4), which are both connected to each input vertex. This pair is then connected to an asymmetry gadget. We define two classes of edges, where one type of edge attaches the asymmetry gadget A_1 and the other A_2 . We call edges with asymmetry type A_1 *true edges*, and those with A_2 *fake edges*.



Figure 4: The two types of concealed edge gadgets.

The crucial property is that as long as inner vertices of the gadgets are not distinguished, color refinement can not distinguish between true edges and fake edges. However, if we distinguish the inner vertices, true edges can indeed be distinguished from fake edges.

We always employ this gadget within the following design pattern. Whenever we want to connect two sets of vertices V_1 and V_2 with edges $E \subseteq V_1 \times V_2$ in a concealed manner, we first add a concealed edge gadget between *all* pairs $(v_1, v_2) \in V_1 \times V_2$. However, only if $(v_1, v_2) \in E$, we use a *true edge*, and whenever $(v_1, v_2) \notin E$ we use a *fake edge*. Finally, we connect all pairs of inner vertices of the concealed edge gadgets to some construction that is used to *reveal* the edges.

The asymmetry gadget prohibits automorphisms from flipping the concealed edge gadget itself. However, care has to be taken when connecting the inner vertices to other constructions: it is imperative to connect the inner vertices of multiple concealed edge gadgets that are on the, say, left side of the asymmetry gadget, in the same manner. Otherwise, once revealed, edges could possibly be distinguished into even more categories than just fake and true edges.

4.2 A construction for asymmetric trees

For our construction, we first restrict ourselves to asymmetric trees, i.e., all leaves have different colors. Building on this, the following section takes symmetries into account. Let (T, π) be an *asymmetric*, colored tree that satisfies the necessary conditions (see Section 3).

We describe a graph $G(T, \pi)$ and a cell selector $S(T, \pi)$ such that (T, π) is (up to renaming of colors) the IR-tree $\Gamma_{S(T, \pi)}(G(T, \pi))$. We describe the construction step by step. Initially, $G(T, \pi)$ is the empty graph and we successively add more and more vertices.

The goal is to model the graph and cell selector in such a way that there is a one-to-one correspondence between paths in T and sequences of individualizations in $G(T, \pi)$. Note that such sequences are precisely the paths in the IR-tree $\Gamma_{S(T, \pi)}(G(T, \pi))$. To guarantee such a correspondence, certain properties of the paths in the tree T must translate into specific properties for their corresponding sequence of individualizations. When modeling $G(T, \pi)$ we must in particular ensure the following.

1. Two paths must end in nodes of different color exactly if the corresponding sequences of individualizations result in different quotient graphs.
2. A path must end in a leaf exactly if the corresponding sequence of individualizations (when followed by color refinement) results in a discrete coloring.

These two effects are guaranteed by different parts of our construction. We start by describing the part of the graph on which the cell selector operates, i.e., within which cells are chosen.

Selector Tree. One of the central difficulties is that color refinement executed on T may actually result in a coloring that is finer than π . This is precisely the reason why the tree must be concealed and why we cannot simply use the tree T itself. Therefore, structural and color information about T is encoded into the selector tree so that it is initially hidden from color



Figure 5: Connecting levels of the selector tree. Blue/red edges on the right symbolize true/fake edge gadgets



Figure 6: Colors of T are represented in $G(T)$ through concealed edges to special *color nodes*

refinement. In particular, the selector tree will be stable under color refinement and only after individualizations are applied, parts of the structure of T are revealed.

To construct the selector tree, we first copy all the nodes of T and color each node with its level. To make cells appear uniform, we encode the edges of T in the selector tree using concealed edges, as follows. We fully connect nodes of level i to nodes of level $i + 1$ using concealed edges, creating a complete bipartite graph. Only if a node v at level $i + 1$ is a child of node p at level i in T , we use a true edge between v and p . Otherwise we use a fake edge. This guarantees that our copy of T is stable under color refinement. See Figure 5 for an illustration.

At some point, we will need to add another gadget construction to ensure that edges between the levels are actually revealed at the right time. Assuming this for now, the cell selector $S(T, \pi)$ always chooses as next cell the cell that consists of the children of the node chosen last. Here children means children with respect to true edges in the selector tree.

Colors. Next, we translate the colors π of T into a construction that is part of $G(T, \pi)$. Recall that the colors indicate whether a sequence of individualizations should lead to differing quotient graphs. We make use of fake edges again to encode this: intuitively, we encode a one-to-one correspondence between selector tree nodes and their color in π using concealed edges. Since the edges are concealed, they are hidden from color refinement until revealed. We proceed level-wise. Let l be the level under consideration. Let C be the set of colors that appear at level l of (T, π) . For all $c \in C$, we create a unique *color node* c in $G(T, \pi)$. This node is also colored with c . We now connect every node at level l of the selector tree to every node in C using concealed edges: we use a true edge for all pairs (n, c) where $\pi(n) = c$. All other edges are fake. See Figure 6 for an illustration.

As before, we still have to explain how and when edges are revealed. The idea is to always reveal the type of those concealed edges incident with node n at the point in time when node n is individualized.

Leaf Detection. Whenever we individualize a node that corresponds to a leaf in T , the graph $G(T, \pi)$ is supposed to become discrete, thereby terminating the IR-process. The first step towards this is to add a construction that detects whether a specific node n in a cell was individualized. Then, a decision can be made as to whether n corresponds to a leaf or not. Let $s \geq 2$ be the size of the current cell (in the tree T the current cell is always the set of children of some node). For each vertex n in the cell, consider all $s - 1$ (unordered) pairs with other vertices of the cell. We add an AND_{s-1} gadget and connect the left vertex of every input pair to n , and the other to one

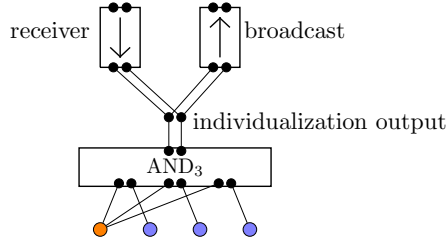


Figure 7: Leaf detection mechanism for the leftmost node of the cell. If the leftmost vertex is individualized, the AND₃ gadget is activated. The figure only shows true edges. In the overall construction, all remaining connections between vertices of cells at level l and AND _{i} gadgets of level l are fake edges.

of the $s - 1$ other vertices. An AND _{$s-1$} gadget is not symmetric in its input gates, so in order to keep things symmetrical, we actually add $(s - 1)!$ many AND _{$s-1$} gadgets for every possible order of vertices in the input. We connect the output gates of all the AND _{$s-1$} gadgets to a new pair of vertices, which we call the *individualization output* of n .

Fact 1. *The individualization output is activated (i.e., split) whenever n is individualized. If the cell size is larger than 2 then the individualization output is not activated when another vertex in the cell is individualized.*

We should discuss the case of a size 2 cell, in which actually both vertices of the cell become singletons when one of them is individualized. The necessary conditions for T imply that either both vertices are leaves or both vertices are internal nodes in T (see Lemma 9). Hence, while this activates the construction for both vertices, the construction is still able to model any case that satisfies the necessary conditions.

We need to ensure the construction is stable under color refinement. Again, we can do so using concealed edges. Consider each level i in the selector tree: all of the aforementioned edges connecting vertices of level i in the selector tree with AND _{$s-1$} gadgets become true edges. We then insert fake edges between nodes of the selector tree of level i and the other AND _{$s-1$} gadgets of level i if there is no true edge. This way, the construction becomes stable under color refinement.

Whenever a node does indeed correspond to a leaf and its individualization output is activated, we want to propagate discretization to the entire graph. We add some control structures for every node n in the selector tree for this purpose. We add a unidirectional gadget if the node is a leaf in T , or a dead end gadget if not. We call this gadget the *broadcast* gadget of node n . We also add a *receiver* gadget to every node n , which is always a unidirectional gadget.

We connect the input of the broadcast gadget to the individualization output of n , as well as the output of the receiver gadget to the individualization output of n . Next, we connect the output of the broadcast gadget to the input of *all* receiver gadgets in the graph. See Figure 7 for an overview of the construction.

Fact 2. *When a leaf is individualized, in turn all individualization outputs in $G(T, \pi)$ are split. As long as no leaf is individualized, individualization outputs are split only if they belong to individualized nodes.*

The idea goes as follows: if n is individualized, the individualization output is split. If n is a leaf, we want to propagate this split to all other individualization outputs, causing a discretization of the

graph. For this the broadcast gadget is activated, which sends the split to all the receiver gadgets, which in turn split their respective individualization output. If n is not a leaf, the broadcast gadget is a dead end gadget and activation of the individualization output does not have this effect. Below, we explain how we can use the same process to reveal cells of the entire selector tree as well as actual color nodes.

Revealing Cells and Colors. Recall that the cell selector makes choices along the selector tree and so choosing a particular cell corresponds to individualization of its parent node in the parent cell. Assume we are individualizing a node at level i of the selector tree. At this point, we want the connections in the selector tree from level i to level $i + 1$ to be revealed. This is realized via the AND-gadget construction from the previous paragraph. We re-use the individualization output at level i to reveal the edges of the selector tree to level $i + 1$. For this, we connect the output through a unidirectional gadget with the internal nodes of the concealed edges between level i and level $i + 1$. To be precise, for every node n , we add a unidirectional gadget, the output of which is then connected to all internal nodes of the concealed edges. The use of unidirectional gadgets ensures that revealing the edges does not split an individualization output in the opposite direction.

Initially, the construction is stable under color refinement. Upon activating the unidirectional gadget, i.e., after a node on the previous level has been individualized, all true edges are distinguishable from fake edges. Hence, actual connections to cells are visible to color refinement.

Fact 3. *When a node at level i is individualized its color and its edges to level $i + 1$ are revealed. Before individualizing a node at level $i + 1$, these are the only revealed edges connected to level $i + 1$.*

In order to actually activate the individualization output, we also need to reveal edges from level $i + 1$ nodes to the AND_{s-1} gadgets. Hence, we do the same construction as above, connecting the unidirectional gadgets we added on level i to reveal these edges on level $i + 1$.

Note that the construction guarantees that if two nodes n_1, n_2 at level l of T have a different number of children, then n_1 and n_2 are distinguished. This reflects the necessary requirement discussed in Lemma 10. As mentioned there, this restriction could be avoided through the use of a more powerful cell selector.

For the very first level of the selector tree, the immediate children of the root, we remove the concealed edge construction by removing fake edges, such that the level is initially revealed.

Finally, the same technique is also used to reveal colors. We connect the individualization output of node n at level l to the inner vertices of the concealed edges between n and the color nodes C of level l . This immediately reveals the color of n whenever we individualize n . In this case, we need no special construction for level 1.

4.3 Generating symmetries

We expand our construction so that it can also handle colored trees (T, π) with prescribed symmetries. As such, the graph $G(T, \pi)$ can also be built from a tree (T, π) that is not necessarily asymmetric. In this case, sequences of individualizations along root-to-leaf paths still produce the desired tree (T, π) as a subtree of $\Gamma_{S(T, \pi)}(G(T, \pi))$. However, $G(T, \pi)$ is supposed to become discrete after the IR-process reaches a leaf of (T, π) , but at this point the selector tree in $G(T, \pi)$ is only split up to orbits that correspond to orbits of T .

Discretization of orbits is challenging since we need to make sure that the symmetries are not destroyed by the addition of new gadgets. Once leaf orbits have been discretized, discretization propagates through the selector tree as before and the whole construction becomes discrete.

Overall we need to construct the graph H_T mentioned in Theorem 2.

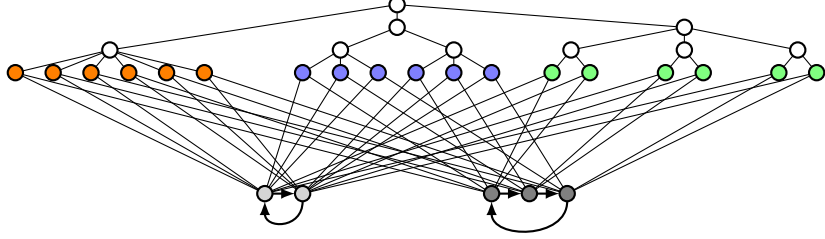


Figure 8: Symmetry cycles couple leaf orbits across multiple branches of the selector tree. The illustration omits fake edges. In the construction, cycles do not contain directed edges, but specially colored nodes that indicate direction.

Theorem 2. *Let T be a colored tree in which all leaf orbits have the same size. There exists a graph H_T containing T as an automorphism invariant induced subgraph so that the action of $\text{Aut}(H_T)$ is faithful on T and semiregular on the set of leaves of T . Moreover, $\text{Aut}(H_T)$ induces the same orbits on T as $\text{Aut}(T)$.*

To construct H_T , we introduce *symmetry cycles* and *symmetry couplings*. The basic idea is shown in Figure 8, a detailed explanation follows below. This in turn defines a new construction $\tilde{G}(T, \pi)$ by adding a concealed version of H_T to the selector tree.

Discretization up to Orbits. Revealing the true and fake edges in $G(T, \pi)$ is not enough to discretize orbits, since this just reveals the orbit partition. By definition, nodes in the same orbit must be connected to the rest of the construction in a symmetric way and thus, splitting an orbit has to be induced by individualizations inside the orbit or through connections to other orbits that have already been split.

We thus face two independent problems related to leaf orbits. First, when the IR-process on $G(T, \pi)$ reaches leaf l , the orbit of l may not be discrete in the current construction. Second, other leaf orbits have not been split at all. We solve these problems in an isolated setting first, by providing a constructive proof of Theorem 2. We then add the graph H_T of the construction on top of $G(T, \pi)$ to obtain our final construction $\tilde{G}(T, \pi)$.

For now we are in the setting of Theorem 2. We first describe how to construct H_T from T .

Symmetry Cycles. Consider a leaf orbit Ω in T . Let $p_1 p_2 \dots p_m = |\Omega|$ denote a prime factorization. We construct directed cycles of length p_i for $i \in \{1, \dots, m\}$, such that we have one cycle for each prime p_i . Cycles of the same length are ordered, which is expressed by giving them distinct colors.

To model a directed edge, we employ two colored vertices. We add two special vertex colors d_1, d_2 for this purpose. A symmetry cycle of size n consists of n base nodes and $2n$ edge nodes, of which n are colored with d_1 while the other n are colored with d_2 . We define an arbitrary order on the base nodes b_1, \dots, b_n , d_1 -colored edge nodes $d_{1,1}, \dots, d_{1,n}$ and d_2 -colored edge nodes $d_{2,1}, \dots, d_{2,n}$. The cycle is then connected up by attaching b_i to $d_{1,i}$, $d_{1,i}$ to $d_{2,i}$ and $d_{2,i}$ to b_{i+1} for all $i \in \{1, \dots, n\}$ (we set $b_{n+1} = b_1$).

Symmetry Coupling. The next step of the construction is to match leaf orbits with symmetry cycles (see Figure 8). This naturally restricts the possible symmetries of leaf orbits but we can choose the connections in a consistent way that does not break up any orbits.

The pairwise matching of leaf orbits is realized by coupling each orbit with the set of symmetry cycles. Thus, it is enough to describe a coupling between one leaf orbit Ω and the set of symmetry cycles. To this end, we first introduce a new tree T_Ω .

Consider the common ancestor a of Ω in T that has least distance to Ω . The root of T_Ω is a

and T_Ω contains exactly those a -to-leaf branches of T that end in Ω . Then T_Ω describes the group structure of the symmetries of Ω that correspond to automorphisms of T . Note that root-to-leaf branches of T_Ω can be permuted transitively. In particular, the degree of T_Ω is uniform for each level. Then sibling classes on the same level have the same size and this size always divides $|\Omega|$. Note that the sibling class size may actually be 1 for some levels.

We modify T_Ω into another tree T'_Ω whose sibling class sizes are prime numbers. The first modification is to iteratively contract levels of T_Ω if the branching factor between them is 1. This removes sibling classes of size 1. Next consider the i -th level of T_Ω and assume the sibling class size on level i is a compound number, say $s = rp$ for a prime p and $r > 1$. We add a new level between levels i and $i - 1$ by partitioning each sibling class on level i arbitrarily into p classes of size r . We repeat the process exhaustively to obtain T'_Ω .

Let $|\Omega| = p_1 \cdots p_m$ be a prime factorization, then the multiset of branching factors in T'_Ω is given by $\{\{p_1, \dots, p_m\}\}$. Furthermore, each permutation of leaves corresponding to an automorphism of T'_Ω also defines an automorphism of T , since both types of modifications we described only restrict the possible symmetries but they do not break up orbits: contracting levels with branching factor 1 does not interfere with automorphisms at all and when partitioning sibling classes into equally sized blocks, the action on each sibling class remains transitive. Therefore, the leaves of T'_Ω still form one orbit.

We use T'_Ω to define a coupling between leaves in T and symmetry cycles.

For each sibling class C on level i of T'_Ω , we connect the descendants of C to a symmetry cycle (whose length is the sibling class size of level i), such that leaves are connected to the same vertex of the cycle if and only if they descend from the same node in C . In particular, sibling classes of leaves are connected to symmetry cycles via a perfect matching. We always use one fixed symmetry cycle for each level. Recall that symmetry cycles of the same length are ordered. For all orbits, we always use the first cycle of length p for the highest level with sibling class size p and so on. This ensures that we do not introduce dependencies on rotations of different symmetry cycles (different orbits in T might have ancestors in a common orbit).

Proof of Thm. 2. We construct H_T from T by attaching T'_Ω to each leaf orbit Ω in T , such that we identify leaves of T'_Ω with nodes in Ω . We choose a color that is not contained in T to color inner vertices of T'_Ω . Then we add symmetry cycles to H_T (as a disjoint union) and connect the symmetry cycles with each T'_Ω as described in the construction above. Again, we use new colors for each symmetry cycle. Thereby we make sure that $\text{Aut}(H_T)$ fixes the copy of T as well as each symmetry cycle and each T'_Ω setwise.

By construction, $\text{Aut}(T'_\Omega)$ acts on Ω as a transitive subgroup of $\text{Aut}(T)|_\Omega$ (automorphisms restricted to Ω). Consider the graph $H'(\Omega)$ induced by H_T on T'_Ω and the set of symmetry cycles. Let level i of T'_Ω be connected to a symmetry cycle C_{p_i} . Observe that a rotation of C_{p_i} induces a simultaneous cyclic permutation in all sibling classes on level i and that in $H'(\Omega)$ different symmetry cycles can be rotated independently from each other. Moreover, all automorphisms of H' are induced by rotations of symmetry cycles and since all sibling classes of T'_Ω can be permuted transitively, $\text{Aut}(H'(\Omega)) \leq \text{Aut}(T)|_\Omega$ acts regularly on Ω .

Since we choose the order of symmetry cycles of the same length consistently for all orbits, we do not introduce dependencies between symmetry cycles, even in the full construction H_T . This finally implies that the action of $\text{Aut}(H_T)$ on Ω is permutation isomorphic to the action of $\text{Aut}(H'(\Omega))$ on Ω , in particular the action on the full set of leaves is semiregular. \square

Discretization of Orbits. To build $\tilde{G}(T, \pi)$, we now add the construction from Theorem 2 to the selector tree in $G(T, \pi)$. Observe that each leaf of T'_Ω is connected to exactly one vertex

in each symmetry cycle. That means that individualization of a leaf in $\tilde{G}(T, \pi)$ individualizes a node in each symmetry cycle and in turn, all symmetry cycles become discrete. Moreover, since leaves that are not siblings have predecessors that are siblings in some higher level, for each pair of leaves there is one symmetry cycle such that the leaves are connected to different nodes of the cycle. As a consequence, individualizing a leaf in $\tilde{G}(T, \pi)$ discretizes all symmetry cycles which then distinguishes all leaves from each other.

Fact 4. *Individualization of a root-to-leaf path in $\tilde{G}(T, \pi)$ discretizes the set of leaves.*

Concealing Symmetry Couplings. We need to hide H_T from color refinement until a leaf is individualized, or otherwise leaves would be distinguishable from internal nodes in the selector tree. As before, we do so by employing concealed edges. In the construction of H_T , we replace all edges with true edge gadgets. Then, to conceal the edges, all pairs (n, v) , where v is contained in a symmetry cycle and n is a node in the selector tree, which are not yet connected by a true edge gadget, are connected with a fake edge. The type of these edge gadgets is revealed upon activating a (unidirectional) broadcast gadget. For this we connect the inner nodes of the concealed edge gadgets to the output of all broadcast gadgets.

4.4 Correctness

In this section, we prove the correctness of our graph constructions $G(T, \pi)$ and $\tilde{G}(T, \pi)$. We start by proving some more specific properties, which ultimately culminate in our main theorem.

Throughout the section, if v is a node of the selector tree in $G(T, \pi)$, then v_T denotes its corresponding node in T .

Lemma 14. *The selector tree in $\tilde{G}(T, \pi)$ is stable under color refinement.*

Proof. Initially, vertices in the selector tree are colored with their level. Recall that by our concealing paradigm, all connections of the selector tree are hidden from color refinement and nodes on the same level are connected to the same combined number of true or fake edges. This immediately implies the claim. \square

Lemma 15. *Let (T, π) be asymmetric and let l be a leaf in the selector tree. If the concealed edges connecting l to its corresponding AND-gadgets have been revealed, $G(T, \pi)$ becomes discrete after individualizing l and applying color refinement.*

Proof. Since we assume concealed edges to the respective AND-gadgets have been revealed, individualizing l , by construction, splits the vertices of its corresponding individualization output. Since l is a leaf in the selector tree, the connected broadcast gadget is a unidirectional gadget. The gadget is connected to all inputs of receiver gadgets in the graph. Hence, the split is propagated and all individualization outputs in the graph are split.

Now, the individualization outputs in turn reveal all edges in the selector tree, as well as concealed edges to color nodes. Since T is asymmetric, the connections to the color nodes in turn discretize nodes in the selector tree that correspond to leaves of T .

Since we also reveal all edges of the selector tree itself, all nodes in the selector tree subsequently become discrete. This fully discretizes the attached AND_i gadgets as well as their connected individualization outputs. Note that at this point, for any broadcast gadget, even if they are a dead end gadget, all inputs and outputs are discrete, meaning the gadgets themselves become discrete as well.

Since all nodes belonging to sets connected by concealed edges are now discrete, and all edges have been revealed, the concealed edge gadgets now become fully discrete as well.

This in turn covers all of the constructions in $G(T, \pi)$. \square

Lemma 16. *Consecutive choices of the cell selector on $G(T, \pi)$ correspond to sibling classes along paths of T .*

Proof. Initially, v is colored with the level of v_T . In particular, nodes corresponding to the first level of T form a color class in $G(T, \pi)$ that is stable under color refinement (see Lemma 14). Hence, it is by definition the first class the cell selector chooses.

In case v_T is a leaf of the tree, the graph becomes discrete. This implies there is no subsequently selected cell. Hence, we can assume v_T is an inner node of the tree.

By definition, whenever a node v is individualized, the next cell chosen by the cell selector corresponds to children of v_T . Recall that v is connected to other nodes of the selector tree via true edge gadgets if and only if they correspond to children of v_T and v is connected to all other nodes of the selector tree via fake edge gadgets. By construction, individualizing v activates the individualization output of v .

Since v is an inner node, this split does not propagate into other gadgets: the receiver gadget is a unidirectional gadget in the wrong direction. This gadget therefore does not propagate the split. Furthermore, the broadcast gadget is a dead end gadget. Note that the AND, receiver and broadcast gadgets attached to v can be distinguished from the other gadgets of their respective type. However, none of these splits propagates further since all the other gadgets are connected uniformly to v and the gadgets of v .

The individualization output does however reveal the edges in the selector tree that connect v to its children: after individualizing v , fake edge gadgets attached to v are distinguished from true edge gadgets attached to v and so the next cell can be chosen among children of v .

It remains to argue that at this point, children of v are indistinguishable in $G(T, \pi)$. We may inductively assume that edge types between higher levels have not been revealed yet. Thus, since edge types are initially indistinguishable by color refinement, the only relevant connections children of v have are connections to the layer of v and to inputs of AND_i gadgets. Both of these connections are uniform by construction. \square

Lemma 17. *Consider two nodes v, w in the selector tree of $G(T, \pi)$. If $\pi(v_T) \neq \pi(w_T)$ then individualization of v and w , respectively, produces different quotient graphs.*

Proof. Individualizing v or w also activates their corresponding individualization output, which in turn reveals the concealed edges which connect v or w to the color nodes. In particular, the corresponding quotient graphs already differ with respect to these connections, since $\pi(v) \neq \pi(w)$. \square

Lemma 18. *Consider nodes v, w in the selector tree of $G(T, \pi)$ such that v_T and w_T are leaves of T . If $\pi(v_T) = \pi(w_T)$ then v and w can be mapped to each other via automorphisms of $G(T, \pi)$. The same holds for $\hat{G}(T, \pi)$.*

Proof. Recall that Lemma 6 implies that the equally colored leaves v_T and w_T lie in the same orbit of T . The selector tree without connections to individualization outputs or symmetry coupling is just a concealed copy of T , where edges and non-edges were replaced by true edge gadgets and fake edge gadgets, respectively and colors were replaced by true/fake connections to color nodes. Thus automorphisms of (T, π) are in one-to-one correspondence with automorphisms of the subgraph induced on the isolated selector tree together with color nodes. By construction, two nodes in a common cell are connected uniformly to individualization outputs belonging to their cell or their common parent cell. Thus, all automorphisms of the selector tree induce automorphisms of $G(T, \pi)$

by permuting individualization outputs (and the corresponding gadgets) accordingly. Finally, from Theorem 2 we obtain that the leaf orbits of $G(T, \pi)$ are the same as the leaf orbits of $\tilde{G}(T, \pi)$. \square

Lemma 19. *Consider two nodes v, w in the selector tree of $G(T, \pi)$. If $\pi(v_T) = \pi(w_T)$ then individualizing nodes along paths to v and w , respectively, produces the same sequence of quotient graphs.*

Proof. First recall that due to Lemma 8, color classes in T are contained within single layers. This implies that v and w belong to the same level l of the selector tree and in particular they are connected to the inputs of AND_i gadgets uniformly. We make a case distinction on whether v_T and w_T are leaves or not.

Assume v_T and w_T are inner nodes of T . Individualizing v or w reveals the concealed edges connecting them to color nodes. However, by assumption, they are connected to the same color node.

Furthermore, individualizing v or w reveals the concealed edge gadgets connecting level l to $l + 1$ in the selector tree. By Lemma 8, v and w have the same number of children on level $l + 1$. Furthermore, the concealed edges connecting the children to other parts of the graph are not revealed. In particular their color has not been revealed. Hence, they are still indistinguishable.

Also, due to Lemma 8, nodes of the same color in T have predecessor nodes that are of the same color level-wise and have the same number of children. In case that v_T is not a leaf, the latter implies that v and w are uniformly connected in all steps of the construction. Since edges have only been revealed up to the level of v and w , this shows equality of quotient graphs.

If v_T and w_T are leaves, we can apply Lemma 18. Note that actually the complete root-to-leaf paths for v_T and w_T are in the same orbit and thus individualizations along both paths produce isomorphic quotient graphs by the isomorphism invariance of color refinement. \square

Lemma 20. *Let v correspond to a node in the selector tree that belongs to a leaf of T . If the concealed edges connecting v to its corresponding AND -gadgets have been revealed, $\tilde{G}(T, \pi)$ becomes discrete after individualizing a root-to- v path and applying color refinement.*

Proof. Consider a node l in the selector tree for which l_T is a leaf of T . Recall that $\tilde{G}(T, \pi)$ is just $G(T, \pi)$ extended by symmetry cycles and symmetry coupling. In particular, as in the asymmetric case, individualizing l will reveal the colors of nodes in the selector tree (see the proof of Lemma 15). In particular, since leaf colors correspond to orbits, color refinement partitions the leaves into their orbits. Furthermore, all edge types are revealed at this point and thus, from a combinatorial perspective, we may treat true edge gadgets as edges and fake edge gadgets as non-edges.

By Fact 4, individualization of a path to v induces the complete discretization of the set of leaf nodes in the selector tree and, as in the asymmetric case, this discretizes the whole construction. \square

We are now ready to prove our main theorem:

Theorem 21. *Let (T, π) be a colored tree that fulfills the necessary conditions. Then, $\Gamma_{S(T)}(\tilde{G}(T))$ is equal to (T, π) (up to renaming colors).*

Proof. By Lemma 14, the selector tree in $\tilde{G}(T, \pi)$ is initially stable under color refinement and in particular, its levels form stable color classes. The cell selector chooses the first level of the selector tree as the first cell to individualize. By Lemma 16, the subsequent choices are always given by the full set of children of the node last individualized. Together with Lemma 20, this implies that the tree structure of the IR-tree $\Gamma := \Gamma_{S(T)}(\tilde{G}(T))$ is exactly the same as the structure of T and we obtain a one-to-one correspondence between Γ and T .

Finally, the Lemmas 17 and 19 together show that nodes in Γ obtain the same color (i.e., the sequences of individualizations they describe give the same quotient graphs) if and only if the corresponding nodes in T have the same colors, so up to renaming colors Γ and T are the same tree. \square

5 Conclusion and Future Work

We have shown that every tree that meets some simple necessary conditions is an IR-tree. Regarding invariant pruning we should highlight that of course every pruned tree is a subtree of an unpruned tree, so our techniques extend to IR-algorithms with pruning.

Regarding refinement, we use the standard color refinement used by all IR-algorithms. However regarding cell selectors there is no clear standard. In this paper, we did not optimize the construction for any specific cell selector, but rather used the cell selector as part of the construction.

Let us now assume we are given a fixed cell selector. For a particular cell selector, there are two possibilities: either, fewer trees turn out to be IR-trees or the same necessary conditions apply. For the latter, we suspect that for many natural examples the construction of this paper can be adapted. Consider for example the cell selector that always chooses a smallest non-trivial cell. In this case, by adding more concealed structure enforcing specific cell sizes it can be shown that the same necessary conditions are indeed sufficient again.

In contrast to this, consider the cell selector that always chooses a largest non-trivial cell. Here, the degree of the vertices on root-to-leaf walks in a corresponding IR-tree must monotonically decrease. Hence, fewer trees turn out to be IR-trees and the necessary conditions are not sufficient. If interested in specific cell selectors one might therefore want to refine the necessary conditions.

Another interesting direction of research might be to investigate bounds for the order graphs realizing a given tree since this is related to the running time of IR-tools.

References

- [1] Ralph Abboud, İsmail İlkan Ceylan, Martin Grohe, and Thomas Lukasiewicz. The surprising power of graph neural networks with random node initialization. In *Proceedings of the Thirtieth International Joint Conference on Artificial Intelligence, IJCAI 2021, Virtual Event / Montreal, Canada, 19-27 August 2021*, pages 2112–2118. ijcai.org, 2021.
- [2] Markus Anders and Pascal Schweitzer. dejavu. www.mathematik.tu-darmstadt.de/dejavu.
- [3] Markus Anders and Pascal Schweitzer. Engineering a fast probabilistic isomorphism test. In *Proceedings of the Symposium on Algorithm Engineering and Experiments, ALENEX 2021, Virtual Conference, January 10-11, 2021*, pages 73–84. SIAM, 2021.
- [4] Markus Anders and Pascal Schweitzer. Search Problems in Trees with Symmetries: Near Optimal Traversal Strategies for Individualization-Refinement Algorithms. In *ICALP 2021*, volume 198 of *LIPICs*, pages 16:1–16:21, 2021.
- [5] Markus Anders, Pascal Schweitzer, and Florian Wetzels. Comparative design-choice analysis of color refinement algorithms beyond the worst case. In *ICALP 2021*, volume 198 of *LIPICs*, pages 15:1–15:15, 2021.

- [6] Vikraman Arvind, Frank Fuhlbrück, Johannes Köbler, Sebastian Kuhnert, and Gaurav Rattan. The parameterized complexity of fixing number and vertex individualization in graphs. In *MFCS2016*, volume 58 of *LIPICs*, pages 13:1–13:14, 2016.
- [7] Christoph Berkholz, Paul S. Bonsma, and Martin Grohe. Tight lower and upper bounds for the complexity of canonical colour refinement. *Theory Comput. Syst.*, 60(4):581–614, 2017.
- [8] Paul T. Darga, Hadi Katebi, Mark Liffiton, Igor L. Markov, and Karem Sakallah. Saucy3. <http://vlsicad.eecs.umich.edu/BK/SAUCY/>.
- [9] Paul T. Darga, Mark H. Liffiton, Karem A. Sakallah, Igor L. Markov, and Igor L. Markov. Exploiting structure in symmetry detection for CNF. In *Proceedings of the 41st Annual Design Automation Conference, DAC '04*, pages 530–534, New York, NY, USA, 2004. ACM.
- [10] Martin Grohe. Equivalence in finite-variable logics is complete for polynomial time. In *FOCS '96*, pages 264–273. IEEE Computer Society, 1996.
- [11] Tommi Junttila and Petteri Kaski. bliss. <http://www.tcs.hut.fi/Software/bliss/>.
- [12] Tommi A. Junttila and Petteri Kaski. Engineering an efficient canonical labeling tool for large and sparse graphs. In *Proceedings of the Nine Workshop on Algorithm Engineering and Experiments, ALENEX 2007, New Orleans, Louisiana, USA, January 6, 2007*. SIAM, 2007.
- [13] José Luis López-Presa, Antonio Fernández Anta, and Luis N. Chiroque. conauto2. <https://sites.google.com/site/giconauto/>.
- [14] José Luis López-Presa, Luis Núñez Chiroque, and Antonio Fernández Anta. Novel techniques for automorphism group computation. In *Experimental Algorithms, 12th International Symposium, SEA 2013, Rome, Italy, June 5-7, 2013. Proceedings*, volume 7933 of *LNCS*, pages 296–307. Springer, 2013.
- [15] Brendan D. McKay and Adolfo Piperno. nauty and Traces. <http://pallini.di.uniroma1.it>.
- [16] Brendan D. McKay and Adolfo Piperno. Practical graph isomorphism, II. *Journal of Symbolic Computation*, 60(0):94–112, 2014.
- [17] Christopher Morris, Martin Ritzert, Matthias Fey, William L. Hamilton, Jan Eric Lenssen, Gaurav Rattan, and Martin Grohe. Weisfeiler and leman go neural: Higher-order graph neural networks. In *AAAI 2019*, pages 4602–4609, 2019.
- [18] Daniel Neuen and Pascal Schweitzer. An exponential lower bound for individualization-refinement algorithms for graph isomorphism. In *STOC 2018*, pages 138–150. ACM, 2018.
- [19] Adolfo Piperno. Search space contraction in canonical labeling of graphs (preliminary version). *CoRR*, abs/0804.4881, 2008. arXiv.
- [20] Pascal Schweitzer. *Problems of unknown complexity: graph isomorphism and Ramsey theoretic numbers*. Phd. thesis, Universität des Saarlandes, Germany, 2009.