

Longitudinal asymmetry in heavy ion collisions at RHIC

Sanchari Thakur,^{1,*} Sumit Kumar Saha,^{1,†} Sk Noor Alam,^{2,‡} Rupa Chatterjee,^{1,§} and Subhasis Chattopadhyay^{1,¶}

¹Variable Energy Cyclotron Centre, HBNI, 1/AF, Bidhan Nagar, Kolkata-700064, India

²Department of Physics, Aligarh Muslim University, Aligarh-202002, India

The longitudinal asymmetry arises in relativistic heavy ion collisions due to fluctuation in the number of participating nucleons. This asymmetry causes a shift in the center of mass rapidity of the participant zone. The rapidity shift as well as the longitudinal asymmetry have been found to be significant at the top LHC energy for collisions of identical nuclei. We study the longitudinal asymmetry and its effect on charged particle rapidity distribution and anisotropic flow parameters at relatively lower RHIC energies using a model calculation. The rapidity shift is found to be more pronounced for peripheral collisions, smaller systems and also for lower beam energies due to longitudinal asymmetry. A detailed study has been done by associating the average rapidity shift to a polynomial relation where the coefficients of this polynomial characterize the effect of the asymmetry. We show that the rapidity shift may affect observables significantly at RHIC energies.

I. INTRODUCTION

In a heavy ion collision apart from participants there are spectator nucleons which simply pass through the collision zone undeflected without any interaction [1–4]. The number of participating nucleons from each nucleus is expected to be different in a collision of non-identical nuclei. However, in a collision of identical nuclei also the number of participants fluctuates event-by-event due to fluctuations in the positions of the nucleons around the mean nuclear density profile. This inequality in the participant number results in a non-zero net momentum of the nucleon-nucleon centre of mass frame. As a result, the center of mass of participants does not coincide with the collider center of mass of the system. This also causes a rapidity shift of the participant zone with respect to the nucleon-nucleon centre of mass rapidity [5]. This is known as longitudinal asymmetry where the magnitude of rapidity shift y_0 characterizes the longitudinal asymmetry [5–8]. If A and B are the number of participants from two nuclei, the longitudinal asymmetry in participants is defined as, $\alpha_{part} = (A - B)/(A + B)$. The value of α_{part} can be significantly large for collisions of non-identical nuclei. The rapidity shift caused by the net momentum of the participant zone can be approximated as [6, 7],

$$y_0 \approx \frac{1}{2} \ln \frac{A}{B}. \quad (1)$$

The equation above is obtained considering $m_0 \ll p$ at RHIC ($m_0/p < 10^{-4}$). The rapidity shift can be expressed in terms of the longitudinal asymmetry as,

$$y_0 = \frac{1}{2} \ln \frac{1 + \alpha_{part}}{1 - \alpha_{part}}. \quad (2)$$

For small α_{part} , $y_0 \approx \alpha_{part}$.

The longitudinal asymmetry in spectator is defined as,

$$\alpha_{spec} = \frac{(N - A) - (N - B)}{(N - A) + (N - B)} = \frac{B - A}{2N - (A + B)} \quad (3)$$

$$= -\alpha_{part} \frac{A + B}{2N - (A + B)} \quad (4)$$

where N is the total number of nucleons in each nuclei and $(N - A)$ and $(N - B)$ are the number of spectators.

The rapidity shift is related to spectator asymmetry as,

$$y_0 = \frac{1}{2} \ln \frac{(A + B)(1 + \alpha_{spec}) - 2N\alpha_{spec}}{(A + B)(1 - \alpha_{spec}) + 2N\alpha_{spec}}. \quad (5)$$

We know that the number of participants in a heavy ion collision is not an experimentally measurable quantity. However, the fluctuation in the number of participants causes a fluctuation in the number of spectators. This can be probed by measuring the asymmetry in the energy deposition by the spectator nucleons in the two Zero-Degree Calorimeters (ZDCs) as $\frac{E_{ZNA} - E_{ZNC}}{E_{ZNA} + E_{ZNC}}$ [6]. Therefore the rapidity shift can be measured experimentally by the spectator asymmetry rather than the participant asymmetry.

The longitudinal asymmetry is expected to affect the observables more which depend directly on the rapidity, like the charged particle rapidity distribution. The $dN_{ch}/d\eta$ distribution is asymmetric in collisions such as d+Au or p+Pb and this has been described by the rapidity shift of the participant zone [9, 10].

However, the effect of longitudinal asymmetry on the charged particle rapidity distribution has been found to be significant even for collisions of identical nuclei. This effect has been studied in Pb+Pb collisions at 2.76 A TeV from the measurement of spectator energy deposition at the ZDCs by ALICE Collaboration [6] and also using model frameworks [7]. The analysis by ALICE Collaboration shows that the longitudinal asymmetry provides valuable information about the initial state and can be used to classify events [6].

*Electronic address: s.thakur@vecc.gov.in

†Electronic address: sk.saha@vecc.gov.in

‡Electronic address: noor1989phyalam@gmail.com

§Electronic address: rupa@vecc.gov.in

¶Electronic address: sub@vecc.gov.in

The fluctuations in the fireball rapidity density is expected to produce nontrivial rapidity correlations. It was shown in Ref. [11] that the number of participants moving to left and right averaged over many events are equal and the rapidity distribution is symmetric (about $y=0$ in a symmetric collisions). However, this number is not same in a single event resulting in an asymmetric rapidity distribution. The rapidity correlation is shown to depend on the rapidity difference and as well as on the rapidity sum [11, 12]. The effect of longitudinal fluctuations on the azimuthal anisotropy coefficients and their rapidity dependence have been studied using a fluid dynamical simulation framework in Ref. [13]. The initial state longitudinal asymmetry has also been studied at FAIR energy recently [14].

The effect of initial state fluctuations is expected to be more pronounced for peripheral collisions and also for smaller systems [15]. Thus, the longitudinal asymmetry and rapidity shifts are also expected to be larger in smaller systems and at lower collision energies.

In the present work, we have used AMPT model [16] (with string melting (SM)) to investigate the effect of the longitudinal asymmetry on the charged particle rapidity distribution and anisotropic flow parameters from Cu+Cu and Au+Au collisions at $\sqrt{s_{NN}}=200$ GeV and 62.4 GeV at RHIC.

The paper is organized as follows. In Section II, we have discussed the event by event rapidity shift, the spectator asymmetry distributions and also the event-by-event distributions of the rapidity shift with participant and spectator asymmetry. The effect of the shift on the particle rapidity distribution has been discussed in Section III using AMPT-SM for Cu+Cu and Au+Au at different centrality bins and at two different energies. In Section IV, the effect of the rapidity shift on elliptic and triangular flow parameters has been shown and the results are summarized in Section V.

II. LONGITUDINAL ASYMMETRY AND RAPIDITY SHIFT

The distributions of y_0 and α_{spec} calculated using a Monte Carlo Glauber (MCG) initial state [17–20] are shown in Fig.1 for centrality bins 0–5%, 20–25% and 45–50% along with Gaussian fits from Au+Au and Cu+Cu collisions at 200A GeV.

The width of the y_0 distribution increases from central to peripheral collisions. The relative fluctuation increases for larger impact parameters as the number of participants is relatively smaller for those collisions.

The events are divided into negative ($y_0 < 0$) and positive ($y_0 > 0$) asymmetry events. The α_{part} distributions calculated using MC-Glauber are nearly identical to the y_0 distributions (as $y_0 \approx \alpha_{part}$) however, the α_{spec} distributions are different.

An opposite trend between y_0 and α_{spec} distributions is observed. The width of the y_0 distribution increases for

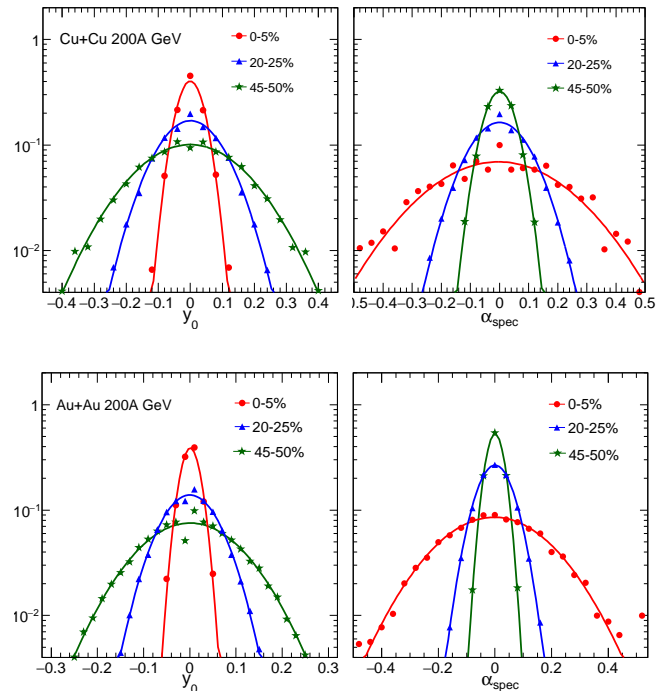


FIG. 1: The distributions of the participant-zone rapidity shift y_0 and the spectator asymmetry α_{spec} for 0–5%, 20–25%, and 45–50% centrality classes of Cu+Cu [upper panels] and Au+Au [lower panels] collisions at 200A GeV at RHIC. The y-axis represents the number of events (normalized).

peripheral collisions whereas, it decreases for α_{spec} . The relative fluctuation decreases towards central collisions as the number of spectators decreases. In addition, the width of the distribution is found to be more for Cu+Cu collisions than for Au+Au collisions for a particular centrality bin. It indicates that the relative fluctuation increases with decrease in system size as expected.

Fig.2 shows the event-by-event distribution of α_{part} with y_0 from Cu+Cu and Au+Au collisions at two different centrality bins. They are almost linearly correlated with positive slope. However, we do not see such strong linear correlation in the distribution of α_{spec} and y_0 due to the presence of the (A+B) term in Eq. (5) (see Fig.3). There is a distribution of y_0 for a given value of α_{spec} . The mean $\langle y_0 \rangle$ is linearly correlated with α_{spec} with negative slope. The $\langle y_0 \rangle$ does not change significantly for 0–5% centrality bin over the whole range of α_{spec} for Au+Au collisions. The spread in y_0 increases for more peripheral collisions and also it is more for Cu+Cu collisions compared to Au+Au collisions.

It has been mentioned that the asymmetry in α_{spec} can be estimated by the spectators energy deposition in the ZDCs. The variation of average rapidity shift with α_{spec} is shown in Fig.3 (red lines). The average rapidity shift has been found to be almost linearly related to the spectator asymmetry. The colours in Fig.2 and Fig.3 represent the event counts with red indicating most number

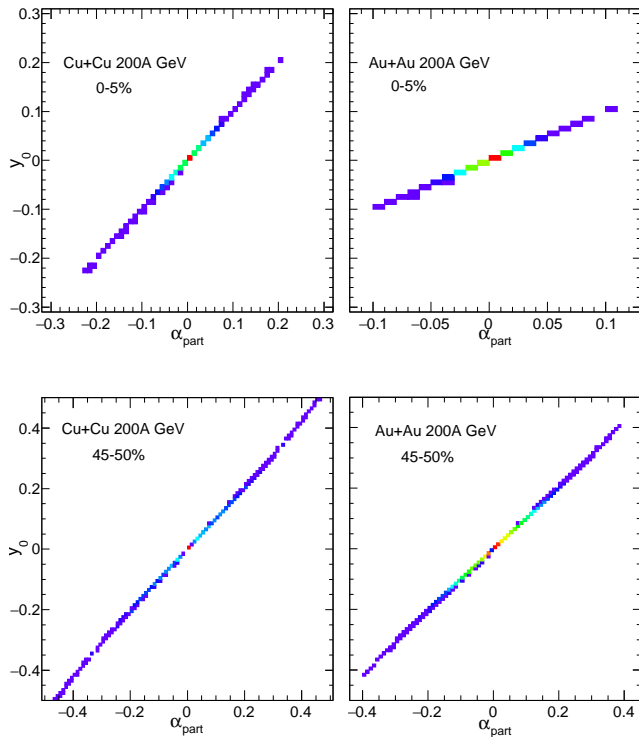


FIG. 2: Event-by-event distribution of y_0 with α_{part} from Cu+Cu and Au+Au at 200A GeV for 0-5% (top) and 45-50% (bottom) centralities.

of events and blue least number of events.

III. EFFECT OF RAPIDITY SHIFT ON THE RAPIDITY DISTRIBUTION

The rapidity distribution of charged particles produced in a collision of identical nuclei can be described by a symmetric Gaussian distribution about the center of mass rapidity. If the rapidity of the participant zone is shifted by y_0 from the nucleon-nucleon center of mass system, then the modified distribution in the participant zone is described by a Gaussian whose mean is at y_0 ,

$$\frac{dN}{dy} \propto e^{-\frac{(y-y_0)^2}{2\sigma^2}} \quad (6)$$

where, σ is the width of the Gaussian distribution. The positive and negative values of y_0 correspond to the positive and negative directions of net momentum of the participant zone respectively.

Fig. 4 shows the shifted rapidity distributions with $y_0 = \pm 0.22$ and $y_0 = \pm 0.14$ for Cu+Cu 0-5% and Au+Au 0-5% collisions respectively. These y_0 values are the maximum shift in rapidity for the Au+Au and Cu+Cu collisions at 0-5% centrality bin. The unshifted distributions match with the data well [21].

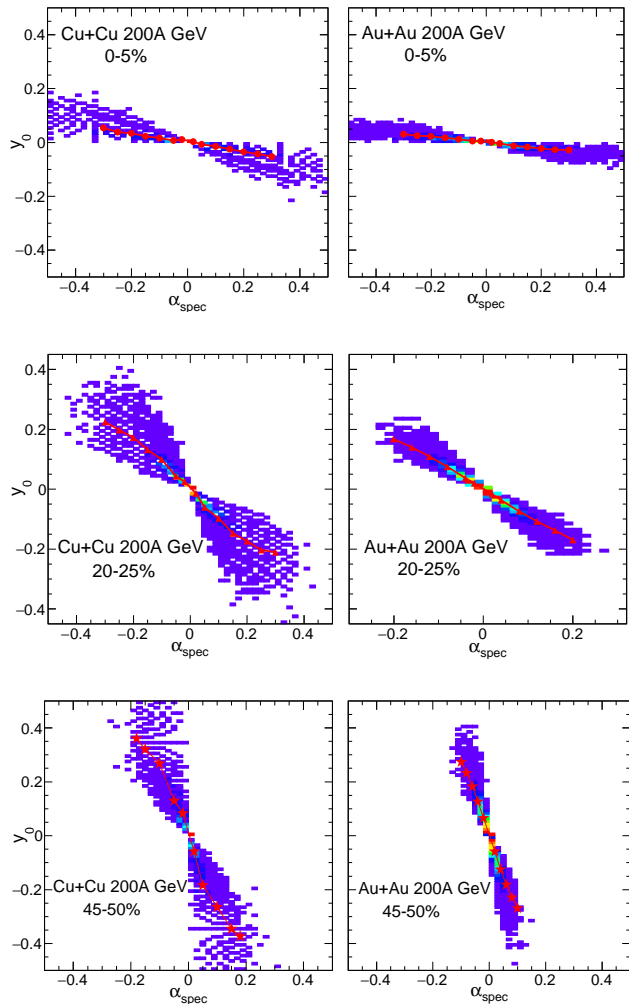


FIG. 3: Event-by-event distribution of y_0 with α_{spec} from Cu+Cu and Au+Au collisions at 200A GeV for 0-5% (top), 20-25% (middle) and 45-50% (bottom) centrality bins. Red line represents the mean y_0 .

One can see a marginal change in the rapidity distribution due to y_0 shift for the most central collisions. In addition, the effect of rapidity shift is found to be slightly more for Cu+Cu collisions than for the Au+Au collisions at 200A GeV.

However, for peripheral collisions the dN/dy distribution is significantly affected by the rapidity shift. We show the shifted distribution for 45-50% centrality bin in Fig. 5 for Au+Au and Cu+Cu collisions. The spread in the rapidity distribution is again found to be more for Cu+Cu collisions than for Au+Au collisions. These results show that longitudinal asymmetry is more pronounced for peripheral collisions and for smaller systems.

The ratio of the unshifted to shifted distribution is shown in the bottom panels of the same figures. The ratio is a valuable parameter to eliminate the effect of the uncertainties due to experimental corrections and fluctuations affecting event-by-event distribution. The ratio

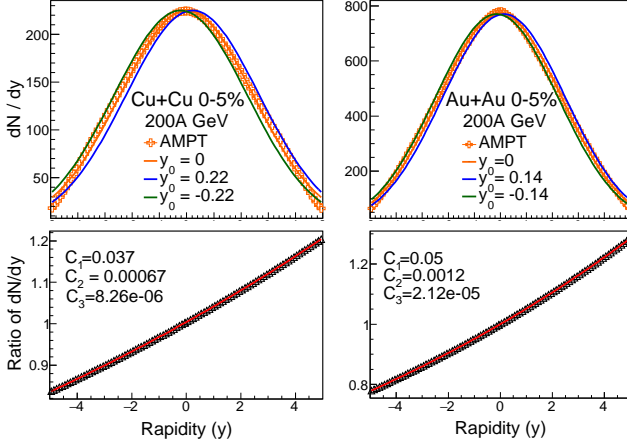


FIG. 4: The $\frac{dN}{dy}$ distributions from Cu+Cu and Au+Au collisions for 0–5% centrality bin [upper panel]. The ratio of the distributions fitted to a third-order polynomial [lower panel].

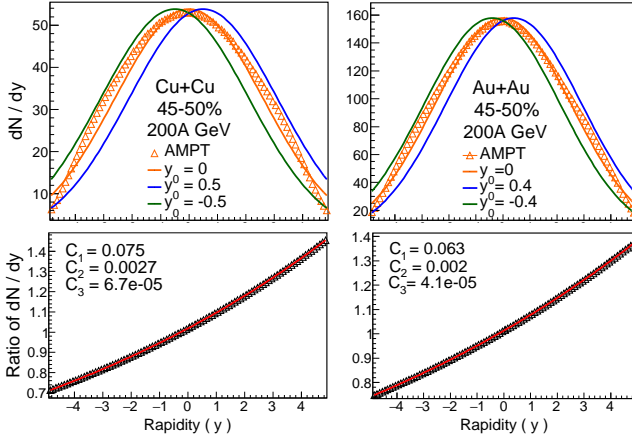


FIG. 5: The $\frac{dN}{dy}$ distributions from Cu+Cu and Au+Au collisions for 45–50% centrality bin [upper panel]. The ratio of the distributions fitted to a third-order polynomial [lower panel].

of the symmetric and asymmetric distributions can be expanded in a power series of y as [6, 7]

$$\frac{dN/dy|_{sym}}{dN/dy|_{asym}} = \frac{f(y)}{f(y-y_0)} \propto \sum_0^{\infty} c_n(y_0, \sigma) y^n \quad (7)$$

where, c_n are the coefficients of the Taylor expansion. One can see that the coefficients of the expansion depend on the shape of the actual rapidity distribution and also on rapidity shift y_0 .

The dominant term in the expansion is linear in y which signifies the magnitude of asymmetry. The coefficients are extracted by fitting the ratio to a third-order polynomial [6, 7]. The shift (y_0) increases for more

glancing collisions which is manifested by the coefficients at different centrality bins. Thus c_1 ($\propto y_0$) is expected to be larger for larger asymmetry. It has been shown in earlier studies that c_2 ($\propto y_0^2$) is two order of magnitude smaller than c_1 and c_3 is even more smaller [7].

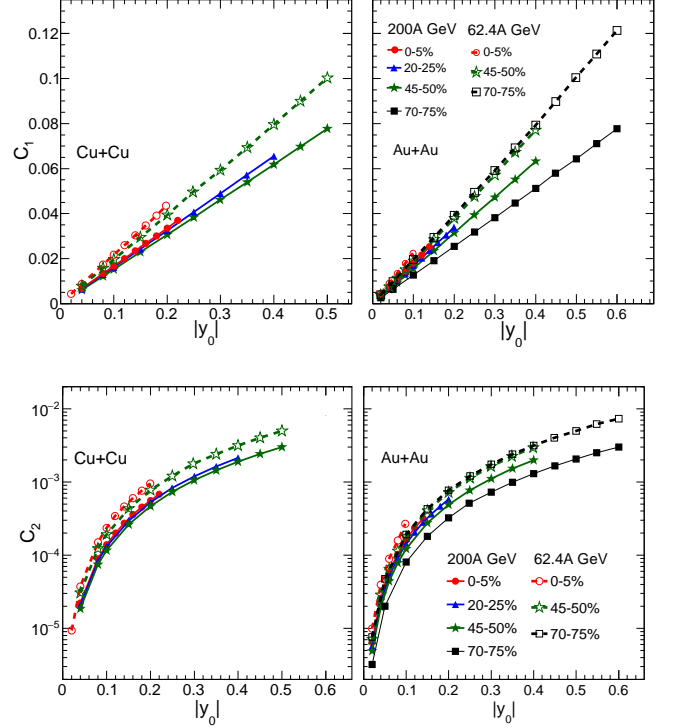


FIG. 6: The dependence of the coefficients c_1 and c_2 on rapidity shift y_0 from Cu+Cu and Au+Au at $\sqrt{s_{NN}}=200$ GeV and 62.4 GeV.

The dependence of the coefficients on the rapidity shifts is shown in Fig 6. The results from Au+Au and Cu+Cu collisions at two different beam energies are shown for a comparison. The coefficients vary significantly for the two colliding systems at different centrality bins. The different values of c_n indicate the sensitivity of the longitudinal asymmetry to the shape of rapidity distribution.

The linear coefficient is related to the rapidity shift as $c_1 = \frac{y_0}{\sigma^2}$, i.e. with increasing centrality, the width of the distribution decreases and as a result the slope of c_1 increases. For 200A GeV Au+Au collisions, c_1 is found to be larger for central collisions than for peripheral collisions. In addition, the same coefficient for 62.4 GeV Au+Au collisions is found to be larger compared to 200A GeV results. One can also see from the figures that the spread in y_0 is slightly larger for lower beam energy for a particular centrality bin. For Cu+Cu collisions and Au+Au collisions we see a similar qualitative nature of c_1 . However, a relative comparison shows that the c_1 values for Cu+Cu collisions are slightly smaller than the Au+Au results at same centrality bin.

The coefficients for the quadratic and cubic terms in the polynomial fitting of the ratio are found to be significantly smaller than the linear term, which primarily determines the effect of asymmetry. However, the sensitivity of c_2 to the collision centrality and beam energy is clearly visible from the figures (see bottom panels of Fig. 6).

We have studied the energy dependence of the linear coefficient as a function of α_{spec} and the results from 200A GeV are compared with 62.4 GeV for both Cu+Cu and Au+Au collisions at RHIC (see Fig. 7). The results differ significantly when the beam energy is reduced to 62.4 GeV and it is more clearly visible when plotted with α_{spec} compared to y_0 (as shown in Fig. 6).

The coefficients show stronger sensitivity to α_{spec} compared to the rapidity shift and these results show that the initial longitudinal asymmetry survives in the final state particle production. It is also clearly visible from Fig. 7

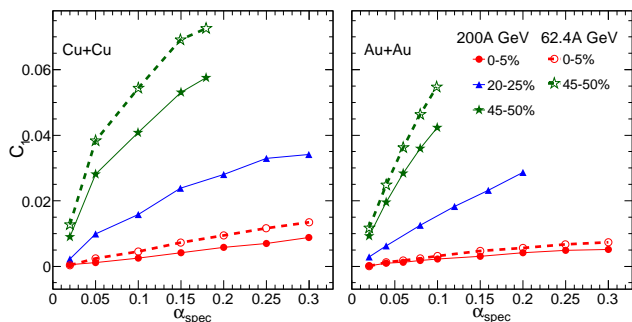


FIG. 7: The dependence of the linear coefficient c_1 on spectator asymmetry α_{spec} for Cu+Cu and Au+Au at $\sqrt{s_{NN}} = 200$ GeV and 62.4 GeV.

that larger asymmetry in the spectator nucleons results in larger value of the coefficient of the linear term. In addition, the c_1 strongly depends on the collision centrality. The asymmetry increases with decreasing centrality and also with decrease in the system size.

IV. EFFECT OF RAPIDITY SHIFT ON FLOW COEFFICIENTS

The rapidity shift due to longitudinal asymmetry is also expected to affect the anisotropic flow parameters of the charged particle. We calculate the elliptic and the triangular flow parameters from each event by including the rapidity shift due to longitudinal asymmetry of the individual events. The final flow parameters are obtained by taking average over all the events in the centrality bin. The modified flow parameters are compared with the anisotropic flow parameters calculated without considering the rapidity shift (see Fig. 8). The results are shown for 45–50% centrality bin where the effect of longitudinal asymmetry is expected to be more pronounced.

Both the elliptic and the triangular flow parameters are found to be smaller when the rapidity shift is included. However, one can see from the figures that the effect of longitudinal asymmetry is clearly visible more for the triangular flow parameter compared to the elliptic flow parameter at RHIC. These results indicate that it would also be interesting to see the effect of rapidity shift on the directed flow parameter. However, we postpone that for a future study.

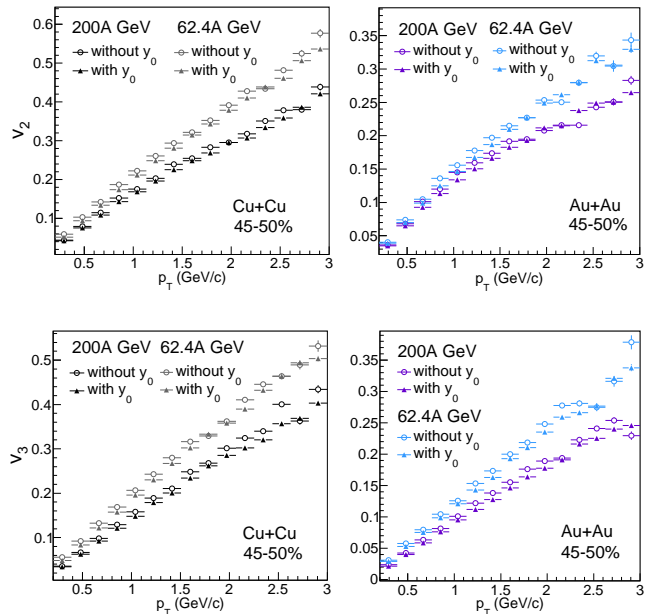


FIG. 8: The effect of y_0 on the p_T dependent flow coefficients v_2 and v_3 from Cu+Cu and Au+Au at $\sqrt{s_{NN}} = 200$ GeV and 62.4 GeV at 45–50% centrality bin.

V. SUMMARY AND CONCLUSIONS

We study the effect of longitudinal asymmetry on hadronic observables from Au+Au and Cu+Cu collisions at RHIC energies for different centrality bins using the AMPT-SM model. The rapidity shift of the participant zone due to longitudinal asymmetry is found to be quite sensitive to the system size, collision centrality and beam energy. The effect of longitudinal asymmetry is found to be more significant for peripheral collisions and for smaller systems. The effect of the rapidity shift on the rapidity distributions of charged particles has been studied by taking the ratio of the dN/dy of symmetric and asymmetric events. The ratio is described by a third-order polynomial. The large value of the coefficients of the polynomial confirms that initial state longitudinal asymmetry can affect the final state observables. The anisotropic flow parameters are also found to be affected by the longitudinal asymmetry. The triangular flow parameter is found to be affected more compared to the

elliptic flow parameter. These results indicate that experimental analysis at RHIC energy would provide valuable information about the initial state and the effect of longitudinal asymmetry on the final state observables in heavy ion collisions.

VI. ACKNOWLEDGEMENTS

We would like to thank the VECC-GRID computer facility and Abhisek Seal for their help in event generation

and data storage. We thank Dr. Pingal Dasgupta for useful discussion and help in Glauber model calculations.

-
- [1] R. Vogt, Ultrarelativistic heavy-ion collisions. Elsevier, Amsterdam, 2007.
- [2] L. P. Csernai, Introduction to relativistic heavy ion collisions, Wiley, Chichester (UK), (1994).
- [3] P. F. Kolb and U. W. Heinz, [arXiv:nucl-th/0305084 [nucl-th]].
- [4] B. Alver and G. Roland, Phys. Rev. C **81** (2010), 054905 [erratum: Phys. Rev. C **82** (2010), 039903] doi:10.1103/PhysRevC.82.039903 [arXiv:1003.0194 [nucl-th]].
- [5] V. Vovchenko, D. Anchishkin and L. P. Csernai, Phys. Rev. C **88** (2013) no.1, 014901 doi:10.1103/PhysRevC.88.014901 [arXiv:1306.5208 [nucl-th]].
- [6] S. Acharya *et al.* [ALICE], Phys. Lett. B **781** (2018), 20-32 doi:10.1016/j.physletb.2018.03.051 [arXiv:1710.07975 [nucl-ex]].
- [7] R. Raniwala, S. Raniwala and C. Loizides, Phys. Rev. C **97** 024912 (2018). doi:10.1103/PhysRevC.97.024912 [arXiv:1608.01428 [nucl-ex]].
- [8] R. Raniwala [ALICE], Nucl. Phys. A **956** (2016), 324-327 doi:10.1016/j.nuclphysa.2016.03.021 [arXiv:1512.08177 [nucl-ex]].
- [9] P. Steinberg, [arXiv:nucl-ex/0703002 [nucl-ex]].
- [10] G. Martinez-Garcia, [arXiv:1408.3108 [hep-ph]].
- [11] A. Bzdak and D. Teaney, Phys. Rev. C **87** (2013) no.2, 024906 doi:10.1103/PhysRevC.87.024906 [arXiv:1210.1965 [nucl-th]].
- [12] J. Jia, S. Radhakrishnan and M. Zhou, Phys. Rev. C **93** (2016) no.4, 044905 doi:10.1103/PhysRevC.93.044905 [arXiv:1506.03496 [nucl-th]].
- [13] L. P. Csernai, V. K. Magas, H. Stocker, and D. D. Strottman, Phys. Rev. C **84**, 024914 (2011).
- [14] Initial state longitudinal asymmetry at FAIR-CBM energy S. Sarkar, P. Mali, and A. Mukhopadhyay, Proceedings of the DAE-BRNS symposium on nuclear physics. V. 64.
- [15] R. Chatterjee, H. Holopainen, T. Renk and K. J. Eskola, Phys. Rev. C **85** (2012), 064910 doi:10.1103/PhysRevC.85.064910 [arXiv:1204.2249 [nucl-th]].
- [16] Z. W. Lin, C. M. Ko, B. A. Li, B. Zhang and S. Pal, Phys. Rev. C **72** (2005), 064901 doi:10.1103/PhysRevC.72.064901 [arXiv:nucl-th/0411110 [nucl-th]].
- [17] M. L. Miller, K. Reygers, S. J. Sanders and P. Steinberg, Ann. Rev. Nucl. Part. Sci. **57** (2007), 205-243 doi:10.1146/annurev.nucl.57.090506.123020 [arXiv:nucl-ex/0701025 [nucl-ex]].
- [18] B. Alver, M. Baker, C. Loizides and P. Steinberg, [arXiv:0805.4411 [nucl-ex]].
- [19] C. Loizides, Phys. Rev. C **94** (2016) no.2, 024914 doi:10.1103/PhysRevC.94.024914 [arXiv:1603.07375 [nucl-ex]].
- [20] P. Shukla, Phys. Rev. C **67** (2003), 054607 doi:10.1103/PhysRevC.67.054607 [arXiv:nucl-th/0302030 [nucl-th]].
- [21] B. Alver *et al.* [PHOBOS], Phys. Rev. C **83** (2011), 024913 doi:10.1103/PhysRevC.83.024913 [arXiv:1011.1940 [nucl-ex]].