

Superconductivity in In-doped AgSnBiTe₃ with possible band inversion

Tsubasa Mitobe¹, Kazuhisa Hoshi¹, Md. Riad Kasem¹, Ryosuke Kiyama¹, Hidetomo Usui²,
Aichi Yamashita¹, Ryuji Higashinaka¹, Tatsuma D. Matsuda¹, Yuji Aoki¹, Yosuke Goto¹,
Yoshikazu Mizuguchi^{1*}

¹Department of Physics, Tokyo Metropolitan University, 1-1, Minami-osawa, Hachioji 192-0397

²*Department of Physics and Materials Science, Shimane University, 1060, Nishikawatsucho,
Matsue 690-8504, Japan.*

Corresponding author: Yoshikazu Mizuguchi (mizugu@tmu.ac.jp)

Abstract

We investigated the chemical pressure effects on structural and electronic properties of SnTe-based material using partial substitution of Sn by Ag_{0.5}Bi_{0.5}, which results in lattice shrinkage. For Sn_{1-2x}(AgBi)_xTe, single-phase polycrystalline samples were obtained with a wide range of x . On the basis of band calculations, we confirmed that the Sn_{1-2x}(AgBi)_xTe system is basically possessing band inversion and topologically preserved electronic states. To explore new superconducting phases related to the topological electronic states, we investigated the In-doping effects on structural and superconducting properties for $x = 0.33$ (AgSnBiTe₃). For (AgSnBi)_{(1-y)/3}In_yTe, single-phase polycrystalline samples were obtained for $y = 0-0.5$ by high-pressure synthesis. Superconductivity was observed for $y = 0.2-0.5$. For $y = 0.4$, specific heat investigation confirmed the emergence of bulk superconductivity. Because the parameters obtained from specific heat analyses were comparable to In-doped SnTe, we expect that the (AgSnBi)_{(1-y)/3}In_yTe and other (Ag,In,Sn,Bi)Te phases are a candidate system for studying topological superconductivity.

Introduction

Metal tellurides ($M\text{Te}$) with a NaCl-type structure have been extensively studied due to their physical properties as topological materials¹⁻⁴, thermoelectric materials⁵⁻⁷, and superconductors⁸⁻¹². Among them, In-doped SnTe superconductors have been drawing attention as a candidate system of a topological superconductor^{4,13-17}. SnTe is a topological crystalline insulator, and superconductivity is typically induced by In doping at the Sn site. The superconducting transition temperature (T_c) of (Sn,In)Te increases by In doping. Although a simple picture proposes that doped In acts as a hole dopant, detailed analyses of carrier characteristics, superconducting properties, and electronic states of (Sn,In)Te revealed that the In doping does not simply act as a dopant of holes, but the superconductivity emerges in a regime where electron carriers are dominant¹⁶. Therefore, to understand the nature and the mechanisms of superconductivity in SnTe-based, development of new superconductors based on NaCl-type tellurides is important.

In $M\text{Te}$, the M site can be alloyed flexibly. For example, single crystals (films) of (Sn,Pb)Te can be grown with a wide solution range, and the alloy system has provided a platform to study topological nature of $M\text{Te}$ ^{1,18,19}. Because the Pb substitution for SnTe expands the lattice, which corresponds to negative chemical pressure at the M -Te bond, contrasting positive chemical pressure in $M\text{Te}$ leads the way for further expanding the research field of superconductivity in $M\text{Te}$. In addition, although In-doped systems of (In,Sn,Pb)Te have been studied as a topological superconductor candidate²⁰, there has been no detailed study on superconducting properties and crystal structure of NaCl-type $M\text{Te}$ with a lattice constant smaller than SnTe. In this study, we focused on the (Ag,Sn,Bi)Te system that has been studied as a thermoelectric material and found that the (Ag,Sn,Bi)Te system is possible topological material^{21,22}. In SnTe, Sn is divalent, Sn^{2+} . When $\text{Ag}^{+}_{0.5}\text{Bi}^{3+}_{0.5}$ substitutes Sn^{2+} , the total valence states (charge neutrality) has been preserved. Therefore, the $\text{Ag}_{0.5}\text{Bi}_{0.5}$ substitution for the Sn site is successfully achieved in a wide range up to the end member of AgBiTe_2 . Here, we show the evolution of the structural and electronic characteristics of $\text{Sn}_{1-2x}(\text{AgBi})_x\text{Te}$. Then, we report superconductivity induced by In substitution in $(\text{AgSnBi})_{(1-y)/3}\text{In}_y\text{Te}$.

Results and discussion

Structural and electronic characteristics of $\text{Sn}_{1-2x}(\text{AgBi})_x\text{Te}$

As mentioned above, the (Ag,Sn,Bi)Te system would be an important system to expand the material variety of SnTe-based compounds including new superconductors. We started this work by investigating lattice compression in $\text{Sn}_{1-2x}(\text{AgBi})_x\text{Te}$, in which x corresponds to the total amount of Ag and Bi substituted for the Sn site in the SnTe structure. Polycrystalline samples of

$\text{Sn}_{1-2x}(\text{AgBi})_x\text{Te}$ were synthesised by a melting method. Figure 1a shows the X-ray diffraction (XRD) patterns for $\text{Sn}_{1-2x}(\text{AgBi})_x\text{Te}$. The XRD peaks correspond to that expected for the NaCl-type structure (Fig. 1b) and systematically shift to higher angles, which indicates lattice shrinkage with increasing x . The lattice constant a was determined by Rietveld refinements and plotted in Fig. 1c. The trend is consistent with previous reports^{20,21}. In the refinements, Ag, Sn, and Bi were assigned to the M site as shown in Fig. 1b, and the nominal composition (fixed) was used. Since we used laboratory XRD in this study, isotropic displacement parameter B_{iso} was fixed to 1 for all sites.

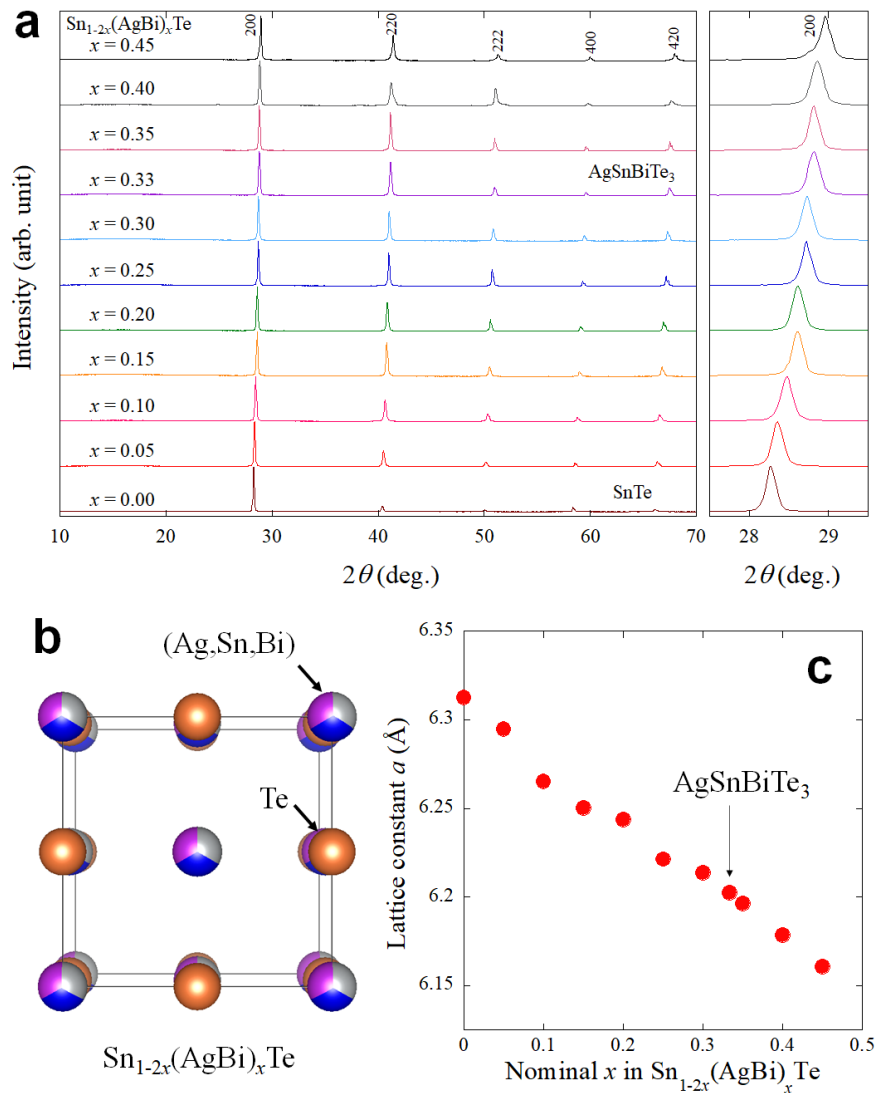


Fig. 1. Crystal-structure evaluation of $\text{Sn}_{1-2x}(\text{AgBi})_x\text{Te}$. a. XRD patterns of $\text{Sn}_{1-2x}(\text{AgBi})_x\text{Te}$. **b.** Schematic image of the NaCl-type crystal structure of $\text{Sn}_{1-2x}(\text{AgBi})_x\text{Te}$. **c.** x dependence of the lattice constant.

Figure 2 shows the calculated band structure for SnTe with various lattice constants of 6.6, 6.4, 6.3 (nearly real lattice constant), and 6.1 Å. By calculating the lowest energy of the Sn- p orbital and the highest energy of the Te- p orbital at the L point in reciprocal space, we confirmed that a band inversion transition occurs at around $a = 6.35$ Å (Fig. 2e). Note that the contributions of Sn- p orbitals are represented by the size of the circle symbols in Figs. 2a–d. Furthermore, calculation results with a smaller lattice constant show that SnTe-based materials with a small lattice constant of 6.1 Å also shows a band inversion. The observed trend is consistent with a previous theoretical work on SnTe and PbTe systems². Therefore, we consider that the current system of $\text{Sn}_{1-2x}(\text{AgBi})_x\text{Te}$ basically possesses a topologically-preserved band structure with a wide range of x . Although calculations in this work have been performed on SnTe with different lattice constants, no obvious modification of the band structure is expected when Sn was partially replaced by $\text{Ag}_{0.5}\text{Bi}_{0.5}$ in real materials because the difference in spin-orbit interactions expected from those elements is not large. On the basis of the investigations of lattice constant and band structure for the SnTe-based system $\text{Sn}_{1-2x}(\text{AgBi})_x\text{Te}$, we selected AgSnBiTe_3 ($x = 0.33$) for a parent phase in which In-substitution effects are examined in this study.

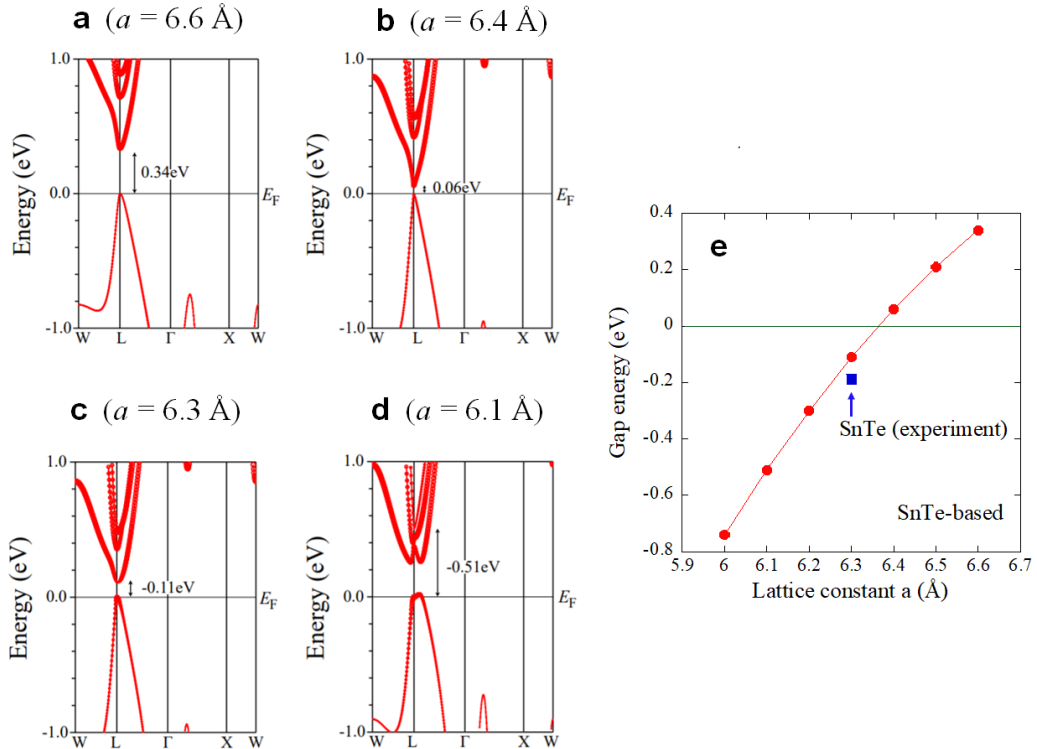


Fig. 2. Electronic structure for SnTe with various lattice constants. (a-d) Calculated band structure. Contribution of Sn- p orbitals is represented by the size of circle symbol. According to the calculations, a band inversion occurs with lattice constants smaller than 6.35 Å as plotted in Fig. 2e. Experimental data in Ref. 23 is plotted. Gap energy was calculated from the lowest energy of the Sn- p orbital and the highest energy of the Te- p orbital at the L point.

Superconducting properties of $(\text{AgSnBi})_{(1-y)/3}\text{In}_y\text{Te}$

For the In-doped AgSnBiTe_3 system, we used a chemical formula, $(\text{AgSnBi})_{(1-y)/3}\text{In}_y\text{Te}$, because the In amount doped to the parent phase of AgSnBiTe_3 can be easily understood. Figure 3a shows the powder XRD patterns of $(\text{AgSnBi})_{(1-y)/3}\text{In}_y\text{Te}$; the In-doped samples were synthesised by high-pressure annealing. As shown in Fig. 3b, Rietveld refinement reveals that tiny (shoulder) anomaly was observed. Such a shoulder structure would be due to the presence of inhomogeneous regime with a slightly different lattice constant and was observed in NaCl-type tellurides containing multiple M -site elements^{24,25}. In particular, we tested several annealing conditions for $y = 0.4$, and the condition described in the **Method** section was found to be the best. As shown in Fig. 3d, the lattice constant decreases with increasing y , which is a trend similar to other In-doped M -Te systems^{8,12}. The actual element concentrations of the samples were examined by energy-dispersive X-ray spectroscopy (EDX), and the results are shown in Fig. S1 (supplementary information). Basically, the actual compositions were close to the nominal values.

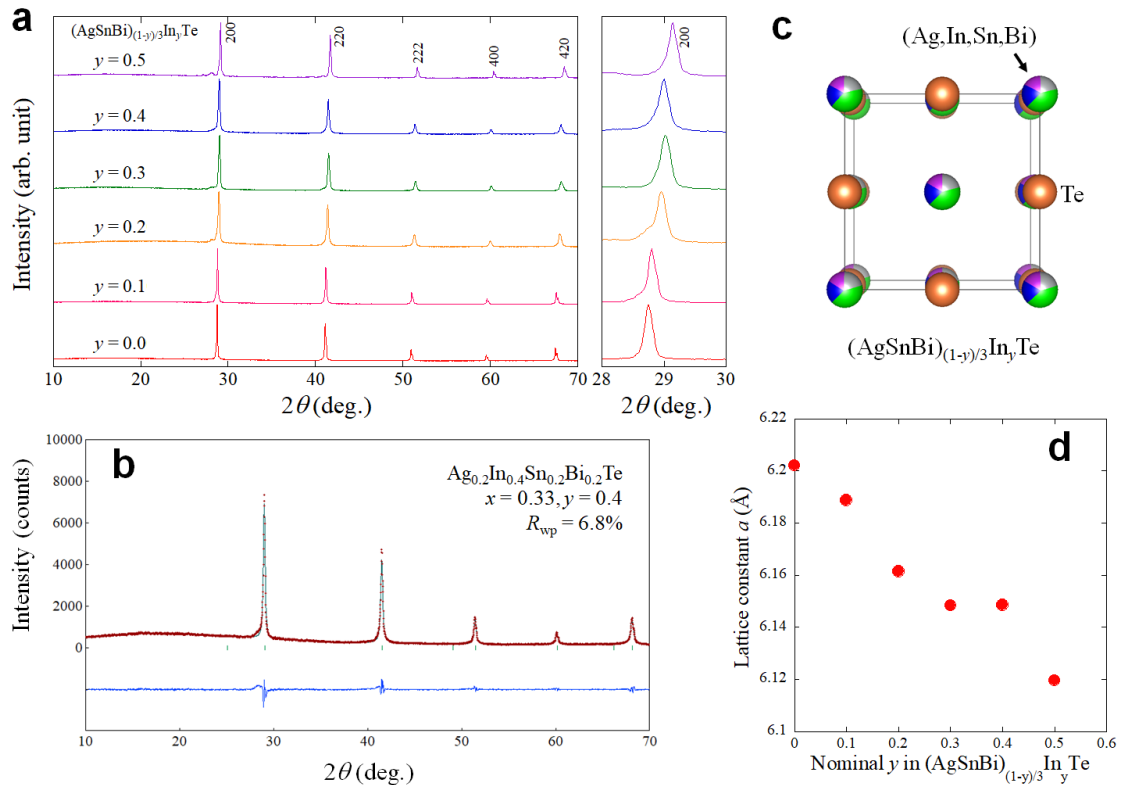


Fig. 3. Crystal-structure evaluation of $(\text{AgSnBi})_{(1-y)/3}\text{In}_y\text{Te}$. **a.** XRD patterns of $(\text{AgSnBi})_{(1-y)/3}\text{In}_y\text{Te}$. **b.** Rietveld refinement result for $y = 0.4$. **c.** Schematic image of the crystal structure. **d.** y dependence of the lattice constant.

In Fig. 4, the temperature dependence of electrical resistivity of AgSnBiTe_3 ($x = 0.33$, $y = 0$) is displayed. Resistivity slightly decreases with decreasing temperature, and an increase in resistivity was observed at low temperatures. The result is consistent with the band calculations, based on SnTe lattice, in Fig. 2, and hence, the parent phase AgSnBiTe_3 would possess a narrow band gap. Since the calculated gap energy (Fig. 2e) indicates that a band inversion is expected for a metal telluride with $a = 6.2 \text{ \AA}$, AgSnBiTe_3 with $a = 6.20217(9) \text{ \AA}$ is expected to have topologically preserved electronic states near the Fermi energy (E_F). Thus, the In-substitution effects on physical properties of AgSnBiTe_3 are of interest because of the analogy to $(\text{Sn,In})\text{Te}$, in which topological superconductivity is expected to emerge. As expected, In-doped AgSnBiTe_3 shows superconductivity as displayed in Fig. 4. The resistivity data for $y = 0.4$ shows a metallic behavior and zero resistivity was observed at $T_c^{\text{zero}} = 2.4 \text{ K}$.

To investigate upper critical field B_{c2} , temperature dependences of resistivity were measured under various magnetic fields up to 1.5 T as plotted in Fig. 5a. Using the WHH model (Werthamer-Helfand-Hohenberg model)²⁶, which is applicable for a dirty-limit type-II superconductor, the $B_{c2}(0)$ was estimated as 1.2 T.

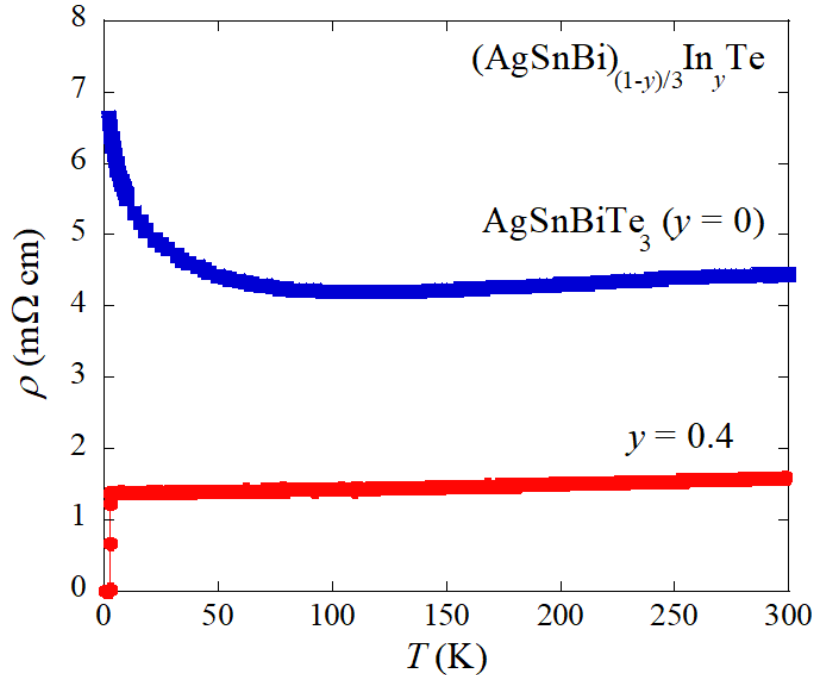


Fig. 4. Temperature dependence of electrical resistivity for $y = 0$ (AgSnBiTe_3) and $y = 0.4$. In-doped ($y = 0.4$) sample shows a superconducting transition at 2.4 K.

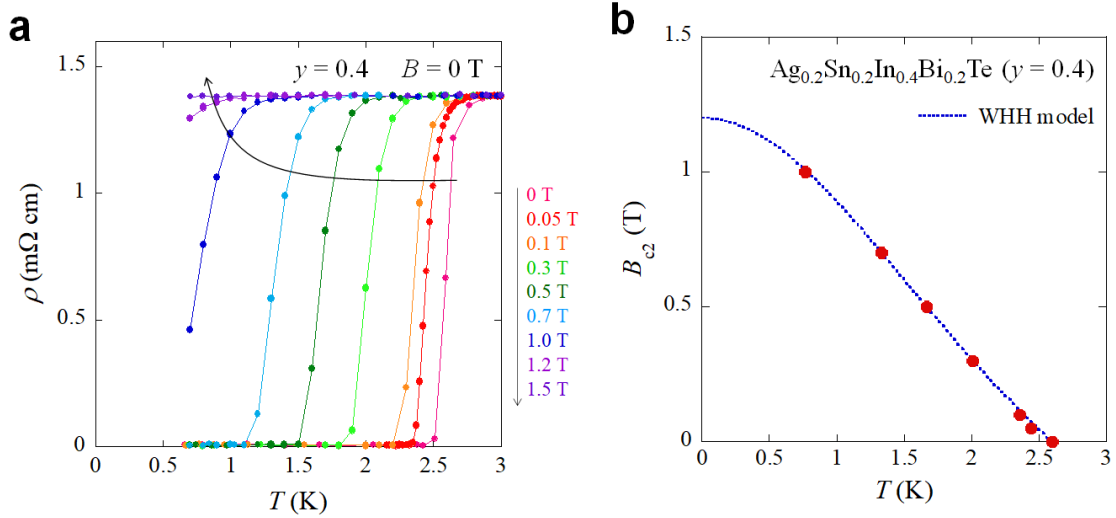


Fig. 5. Estimation of B_{c2} for $y = 0.4$. **a.** Temperature dependences of resistivity under magnetic fields up to 1.5 T. With increasing field, the T_c systematically decreases. **b.** Temperature dependence of B_{c2} . For the plot of B_{c2} , middle-point temperatures, where resistivity became 50% of normal-state resistivity at 3 K, were estimated in Fig. 5a. The dotted line shows WHH fitting.

Figure 6 shows the analysis results of specific heat measurements. In Fig. 6a, specific heat data under 0 and 5 T in a form of C/T are plotted as a function of T^2 . From the data under 5 T, the electronic specific heat parameter (γ) and the Debye temperature (θ_D) were estimated as 2.35(5) $\text{mJmol}^{-1}\text{K}^{-2}$ and 186 K, respectively. The low-temperature specific-heat formula with anharmonic term was used for the analysis: $C = \gamma T + \beta T^3 + \delta T^5$, where βT^3 is the lattice contribution to the specific heat, and the δT^5 term accounts for anharmonicity of the lattice. The θ_D was calculated from $\beta = (12/5)\pi^4(2N)k_B\theta_D^{-3}$, where N and k_B are the Avogadro constant and Boltzmann constant, respectively. To characterize the superconducting properties, the electronic contribution (C_{el}) under 0 T, which was calculated by subtracting lattice contributions from the specific heat data under 0 T, is plotted in the form of C_{el}/T as a function of temperature in Fig. 6b. The clear jump of C_{el}/T and decrease in C_{el}/T at low temperatures suggest bulk nature of the observed superconducting transition. The superconducting jump in C_{el} (ΔC_{el}) estimated with $T_c = 2.16 \text{ K}$ is $1.34\gamma T_c$, which is comparable to the value expected from a full-gap superconductivity based on the BCS model ($\Delta C_{el} = 1.43\gamma T_c$)²⁷. Those values obtained from specific heat are similar to those obtained for In-doped SnTe and Ag-doped SnTe superconductors with 20% In (or Ag) doping^{8,28}.

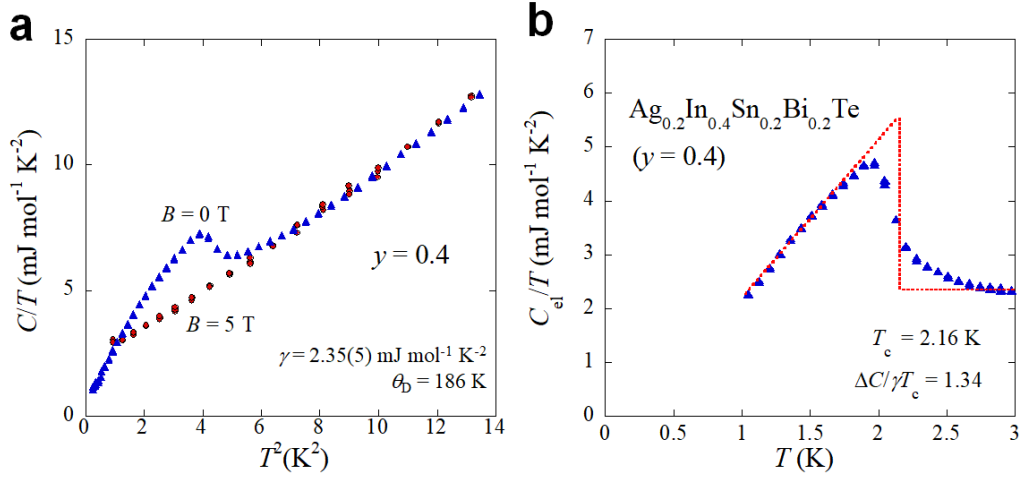


Fig. 6. Specific heat data for $y = 0.4$. **a.** Specific heat (C/T) data under 0 and 5 T plotted as a function of T^2 . By fitting the data under 5 T, electronic specific heat parameter (γ) and Debye temperature (θ_D) were estimated. **b.** Temperature dependence of the electronic contribution (C_{el}/T) under 0 T. The electronic contribution was calculated by subtracting the lattice contribution. T_c and the superconducting jump at T_c (ΔC) were estimated by considering the entropy balance, as guided by the red dashed lines. $\Delta C/\gamma T_c = 1.34$, which is close to BCS value of 1.43

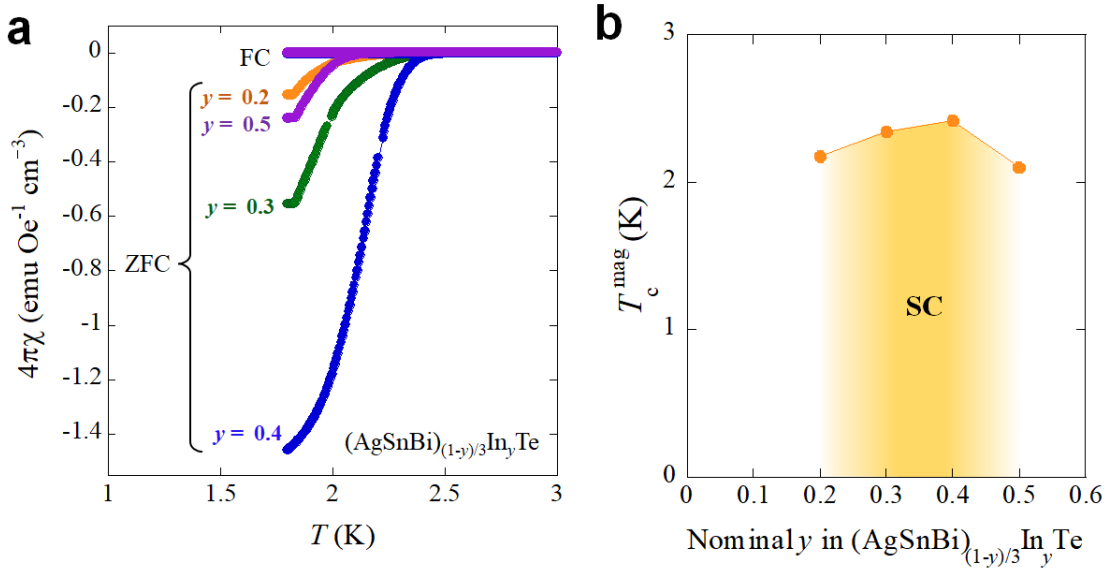


Fig. 7. Magnetic susceptibility for $(\text{AgSnBi})_{(1-y)/3}\text{In}_y\text{Te}$. **a.** Temperature dependences of magnetic susceptibility ($4\pi\chi$) for $y = 0.2, 0.3, 0.4, 0.5$. **b.** In doping dependence of T_c estimated from 1% shielding volume fraction (T_c^{mag}).

To investigate the In-doping dependence of superconducting states, temperature dependences of magnetic susceptibility ($4\pi\chi$) was measured for $(\text{AgSnBi})_{(1-y)/3}\text{In}_y\text{Te}$. For, $y = 0$ and 0.1 , no superconducting transition was observed at temperatures above 1.8 K. Superconducting diamagnetic signals were observed for $y = 0.2$ – 0.5 , as displayed in Fig. 7a. Particularly, samples with $y = 0.3$ and 0.4 showed a large shielding fraction. Note that the data has not been corrected by demagnetisation effect. The observation of the largest shielding volume fraction is consistent with the bulk superconductivity confirmed in specific heat measurements. As shown in Fig. 7b, T_c estimated from magnetic susceptibility (T_c^{mag}) becomes the highest at $y = 0.4$ and decreases with further In doping ($y = 0.5$). The doping phase diagram for superconductivity of $(\text{AgSnBi})_{(1-y)/3}\text{In}_y\text{Te}$ is compared with that for the $(\text{Sn,In})\text{Te}$ and $(\text{Pb,In})\text{Te}$ systems.

Solubility limit and phase stabilisation by configurational entropy of mixing

Having looked at the phase diagrams of $(\text{Sn,In})\text{Te}$ and $(\text{Pb,In})\text{Te}$ ^{8,12}, superconductivity is observed in a wide range of In concentration. As shown in Fig. 7b, however, the superconducting properties (T_c and shielding volume fraction) becomes the highest for $y = 0.4$, and superconductivity seems to be suppressed for further In doping. Therefore, the trend of In-doping effect on superconductivity in the AgSnBiTe_3 system is different from that in the SnTe and PbTe systems. We consider that the suppression of superconductivity is caused by the solution limit of In rather than the changes in electronic states.

We tried to synthesise samples with $y > 0.5$, but a high-purity sample was not obtained. In addition, the Bi amount for $y = 0.5$ deviates from the nominal value with a large error, which means that the sample with $y = 0.5$ also contains inhomogeneity larger than those in $y < 0.5$. Seeing lattice constants for In-doped samples, we find that the lattice constant is smaller than the end member of InTe with $a \sim 6.175 \text{ \AA}$ ⁸. Therefore, we consider that the suppression of superconductivity observed for $y = 0.5$ is due to the increase in inhomogeneity in the sample, and the solution limit of In for AgSnBiTe_3 is around $y = 0.4$ under pressures up to 2 GPa. As a fact, $y = 0.4$ samples show degradation of superconducting properties by passing time. Thus, in this study, investigations of superconducting properties of $y = 0.4$ have been performed in 24 hours after the high-pressure synthesis. Because the $(\text{Ag,In,Sn,Bi})\text{Te}$ system is a kind of disordered system with high configurational entropy of mixing (ΔS_{mix}), we briefly discuss the possible explanation of the solution limit of In in $(\text{Ag,In,Sn,Bi})\text{Te}$. As established in a field of high-entropy alloys, the phase of multiple-element system can be stabilized owing to high ΔS_{mix} ^{29,30}, which decreases Gibbs free energy, $\Delta G = \Delta H - T\Delta S$, at high temperatures, where H is enthalpy. ΔS_{mix} values for $\text{Sn}_{1-2x}(\text{AgBi})_x\text{Te}$ and $(\text{AgSnBi})_{(1-y)/3}\text{In}_y\text{Te}$ were calculated using $\Delta S_{\text{mix}} = -R\sum^i c_i \ln c_i$, where c_i and R are the atomic fraction of component i and the gas constant, respectively. As shown in Fig. 8a, for

$\text{Sn}_{1-2x}(\text{AgBi})_x\text{Te}$, ΔS_{mix} is relatively high with a wide range of x , which would be the reason why the phases could be obtained with a wide range of x without the use of high-pressure synthesis. For In doping, we selected AgSnBiTe_3 ($x = 0.33$) as a parent phase in this study. For $(\text{AgSnBi})_{(1-y)/3}\text{In}_y\text{Te}$, ΔS_{mix} becomes the highest at $y = 0.3$, and it decreases with further In substitution, as shown in Fig. 8b. Therefore, the possible explanation of the solution limit of In for AgSnBiTe_3 is as follows. Due to the small lattice constant of $\sim 6.2 \text{ \AA}$ for AgSnBiTe_3 , In substitution was challenging, but the phase was stabilized up to $y = 0.4$ by the use of high pressure and high ΔS_{mix} . If we could get a phase with a higher In concentration, the superconducting phase diagram would be expanded from that shown in Fig. 7b.

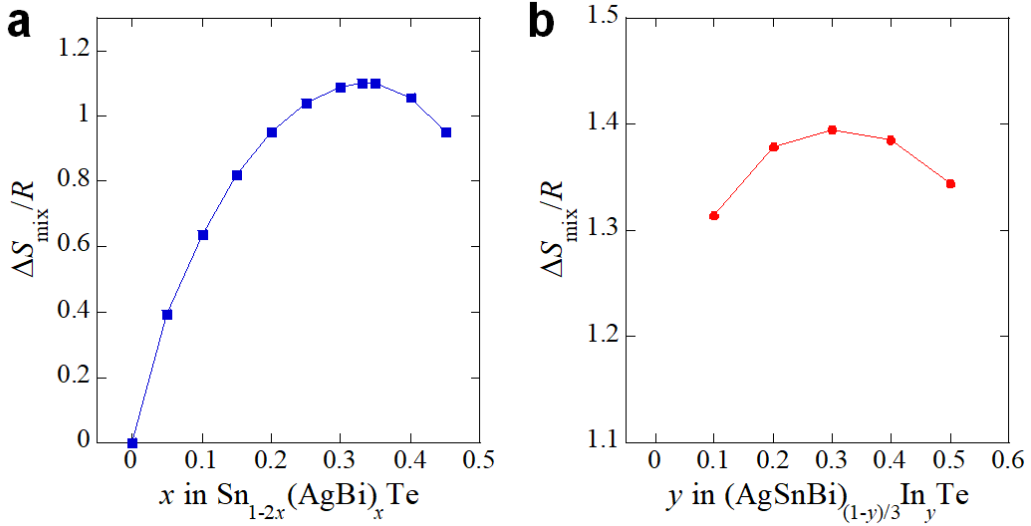


Fig. 8. Configurational entropy of mixing (ΔS_{mix}). **a.** x dependence of ΔS_{mix} for $\text{Sn}_{1-2x}(\text{AgBi})_x\text{Te}$. **b.** y dependence of ΔS_{mix} for $(\text{AgSnBi})_{(1-y)/3}\text{In}_y\text{Te}$.

Summary

We have synthesised polycrystalline samples of $\text{Sn}_{1-2x}(\text{AgBi})_x\text{Te}$ and $(\text{AgSnBi})_{(1-y)/3}\text{In}_y\text{Te}$ to explore a new candidate phase of topological superconductor. For $\text{Sn}_{1-2x}(\text{AgBi})_x\text{Te}$, single-phase samples were obtained with a wide range of x . According to band calculations, we confirmed that the $\text{Sn}_{1-2x}(\text{AgBi})_x\text{Te}$ system is basically possessing band inversion and topologically preserved electronic states. To investigate the effects of In substitution, we selected $x = 0.33$ (AgSnBiTe_3) as a parent phase. For $(\text{AgSnBi})_{(1-y)/3}\text{In}_y\text{Te}$, In-doped samples were obtained for $y = 0-0.5$ by high-pressure synthesis, and superconductivity was observed for $y = 0.2-0.5$. For $y = 0.4$, specific heat investigation confirmed the emergence of bulk superconductivity. Although the current study is the material exploration with polycrystalline samples, we expect that the single crystals of $(\text{Ag,In,Sn,Bi})\text{Te}$ would be grown in the next step, and characteristics expected for a

topological superconductor would be observed experimentally.

Methods

Polycrystalline samples of $\text{Sn}_{1-2x}(\text{AgBi})_x\text{Te}$ ($x = 0.00, 0.05, 0.10, 0.15, 0.20, 0.25, 0.30, 0.33, 0.35, 0.40, 0.45$) and $(\text{AgSnBi})_{(1-y)/3}\text{In}_y\text{Te}$ ($y = 0.0, 0.1, 0.2, 0.3, 0.4, 0.5$) were prepared by a melting method in an evacuated quartz tube. Powders or grains of Ag (99.9% up), Sn (99.99%), Bi (99.999%), In (99.99%), and Te (99.999%) were mixed and melted in an evacuated quartz tube at 900°C for 10 hours, followed by furnace cooling to room temperature. For $(\text{AgSnBi})_{(1-y)/3}\text{In}_y\text{Te}$, the obtained samples were powdered and annealed in a high-pressure-synthesis instrument under 2 GPa at 500°C for 30 minutes. A cubic-anvil-type 180-ton press was used, and the sample sealed in a BN crucible was heated by carbon heater.

The phase purity and the crystal structure of $\text{Sn}_{1-2x}(\text{AgBi})_x\text{Te}$ and $(\text{AgSnBi})_{(1-y)/3}\text{In}_y\text{Te}$ were examined by laboratory X-ray diffraction (XRD) by the θ - 2θ method with a $\text{Cu-K}\alpha$ radiation on a MiniFlex600 (RIGAKU) diffractometer equipped with a high-resolution detector D/tex Ultra. The schematic images of crystal structures were drawn by VESTA³¹ using a structural data refined by Rietveld refinement using RIETAN-FP³². The actual compositions of the examined samples were analysed using an energy dispersive X-ray spectroscopy (EDX) on TM-3030 (Hitachi).

The temperature dependence of magnetic susceptibility was measured using a superconducting quantum interference devise (SQUID) on MPMS-3 (Quantum Design) after zero-field cooling (ZFC) with an applied field of 10 Oe. The temperature dependence of electrical resistivity was measured by a four-probe method with an applied DC current of 1 mA on PPMS (Quantum Design) under magnetic fields. The temperature dependence of specific heat was measured under 0 and 5 T by a relaxation method on PPMS. The resistivity and specific heat measurements were performed using a ³He probe system (Quantum Design).

First principles band calculations were performed using WIEN2k package^{33,34}. The electronic density of PbTe and SnTe was self-consistently calculated within the modified Becke–Johnson potential³⁵ using a $12 \times 12 \times 12$ k -mesh and $RK_{\text{max}} = 9$ with the spin–orbit coupling included.

Acknowledgements

The authors thank O. Miura for experimental supports. This work was partly supported by JSPS KAKENHI (Grant No. 18KK0076, 21H00151, and 21K18834) and Advanced Research Program under the Human Resources Funds of Tokyo (Grant Number: H31-1).

Author contributions

Y.M. and Y.G. led the project. T.M. and Y.M. synthesised the samples. T.M. and Y.M. characterised the samples using XRD and EDX. T.M. performed the magnetization measurements. T.M., K.H., A.Y., R.K., R.H., T.D.M., Y.A., and Y.M. performed resistivity measurements. T.M., M.R.K., A.Y., R.H., T.D.M., Y.A., and Y.M. performed specific heat measurements. Theoretical calculations were carried out by H.U. This work was supervised in whole by Y.M., A.Y., and Y.G. The manuscript was written by H.U. and Y.M. with input from all coauthors.

Competing Interests

The authors declare no competing interests.

References

- 1) Tanaka, Y. et al. Experimental realization of a topological crystalline insulator in SnTe. *Nature Physics* 8, 800 (2012).
- 2) Hsieh, T. H. et al. Topological crystalline insulators in the SnTe material class. *Nature Commun.* 3, 982 (2012).
- 3) Ando, Y. Topological insulator materials. *J. Phys. Soc. Jpn.* 82, 102001 (2013).
- 4) Sasaki, S. et al. Odd-Parity Pairing and Topological Superconductivity in a Strongly Spin-Orbit Coupled Semiconductor. *Phys. Rev. Lett.* 109, 217004 (2012).
- 5) Zhong, Y. et al. Optimized Strategies for Advancing n-Type PbTe Thermoelectrics: A Review. *ACS Appl. Mater. Interfaces* 12, 49323 (2020).
- 6) Zhang, Q. et al. High thermoelectric performance by resonant dopant indium in nanostructured SnTe. *Proc. Natl. Acad. Sci.* 110, 13261 (2013).
- 7) Chen, Y. et al. SnTe–AgSbTe₂ Thermoelectric Alloys. *Adv. Energy Mater.* 2, 58 (2012).
- 8) Kobayashi, K., Ai, Y., Jeschke, H. O., & Akimitsu, J. Enhanced superconducting transition temperatures in the rocksalt-type superconductors In_{1-x}Sn_xTe ($x \leq 0.5$). *Phys. Rev. B* 97, 104511 (2018).
- 9) Kriener, M. et al. Tailoring band structure and band filling in a simple cubic (IV, III)-VI superconductor. *Phys. Rev. Materials* 2, 044802 (2018).
- 10) Erickson, A. S. et al. Enhanced superconducting pairing interaction in indium-doped tin telluride. *Phys. Rev. B* 79, 024520 (2009).
- 11) Mizuguchi, Y. & Miura, O. High-Pressure Synthesis and Superconductivity of Ag-Doped Topological Crystalline Insulator SnTe (Sn_{1-x}Ag_xTe with $x = 0-0.5$). *J. Phys. Soc. Jpn.* 85, 053702 (2016).

- 12) Katsuno, M. et al. High-Pressure Synthesis and Superconducting Properties of NaCl-Type $\text{In}_{1-x}\text{Pb}_x\text{Te}$ ($x = 0-0.8$). *Condens. Matter* 5, 14 (2020).
- 13) Balakrishnan, G., Bawden, L., Cavendish, S., & Lees, M. R. Superconducting properties of the In-substituted topological crystalline insulator SnTe. *Phys. Rev. B* 87, 140507 (2013).
- 14) Novak, M. et al. Unusual nature of fully gapped superconductivity in In-doped SnTe. *Phys. Rev. B* 88, 140502 (2013).
- 15) Zhong, R. D. et al. Optimizing the superconducting transition temperature and upper critical field of $\text{Sn}_{1-x}\text{In}_x\text{Te}$. *Phys. Rev. B* 88, 020505 (2013).
- 16) Haldolaarachchige, N. et al. Anomalous composition dependence of the superconductivity in In-doped SnTe. *Phys. Rev. B* 93, 024520 (2016).
- 17) Ando, Y. & Fu, L. Topological Crystalline Insulators and Topological Superconductors: From Concepts to Materials. *Annu. Rev. Condens. Matter Phys.* 6, 361 (2015).
- 18) Yan, C. et al. Experimental Observation of Dirac-like Surface States and Topological Phase Transition in $\text{Pb}_{1-x}\text{Sn}_x\text{Te}$ (111) Films. *Phys. Rev. Lett.* 112, 186801 (2014).
- 19) Zhang, C. L. et al. Highly tunable topological system based on PbTe-SnTe binary alloy. *Phys. Rev. Mater.* 4, 091201 (2020).
- 20) Du, G. et al. Fully gapped superconductivity in In-doped topological crystalline insulator $\text{Pb}_{0.5}\text{Sn}_{0.5}\text{Te}$. *Phys. Rev. B* 92, 020512 (2015).
- 21) Tan, G. et al. SnTe–AgBiTe₂ as an efficient thermoelectric material with low thermal conductivity. *J. Mater. Chem. A* 2, 20849 (2014).
- 22) Mashadieva, L. F. et al. The Ag₂Te–SnTe–Bi₂Te₃ system and thermodynamic properties of the $(2\text{SnTe})_{1-x}(\text{AgBiTe}_2)_x$ solid solutions series. *J. Alloy Compd.* 219, 310 (1995).
- 23) Springholz, G. in *Molecular Beam Epitaxy: From Research to Mass Production* (ed. Henini M.) (Elsevier, 2013).
- 24) Mizuguchi, Y. Superconductivity in High-Entropy-Alloy Telluride AgInSnPbBiTe_5 . *J. Phys. Soc. Jpn.* 88, 124708 (2019).
- 25) Kasem, M. R. et al. Superconducting properties of high-entropy-alloy tellurides M–Te (M: Ag, In, Cd, Sn, Sb, Pb, Bi) with a NaCl-type structure. *Appl. Phys. Express* 13, 033001 (2020).
- 26) Werthamer, N. R., Helfand, E., & Hohenberg, P. C. Temperature and Purity Dependence of the Superconducting Critical Field, H_{c2} . III. Electron Spin and Spin-Orbit Effects. *Phys. Rev.* 147, 295 (1966).
- 27) Bardeen, J., Cooper, L. N., & Schrieffer, J. R. Microscopic Theory of Superconductivity. *Phys. Rev.* 106, 162 (1957).
- 28) Mizuguchi, Y. et al. Specific Heat and Electrical Transport Properties of $\text{Sn}_{0.8}\text{Ag}_{0.2}\text{Te}$ Superconductor. *J. Phys. Soc. Jpn.* 85, 103701 (2016).
- 29) MacDonald, B. E. et al. Recent Progress in High Entropy Alloy Research. *JOM* 69, 2024

- (2017).
- 30) Ng, C. et al. Entropy-driven phase stability and slow diffusion kinetics in an $\text{Al}_{0.5}\text{CoCrCuFeNi}$ high entropy alloy. *Intermetallics* 31, 165 (2012).
 - 31) Momma, K. & Izumi, F., VESTA: a three-dimensional visualization system for electronic and structural analysis. *J. Appl. Crystallogr.* 41, 653-658 (2008).
 - 32) Izumi, F. & Momma, K. Three-dimensional visualization in powder diffraction. *Solid State Phenom.* 130, 15-20 (2007).
 - 33) Blaha, P. et al., WIEN2k: An APW+lo program for calculating the properties of solids, *J. Chem. Phys.* 152, 074101 (2020).
 - 34) Blaha, P. et al., WIEN2k: An APW+lo program for calculating the properties of solids, *J. Chem. Phys.* 152, 074101 (2020).
 - 35) Tran, F. & Blaha, P., Accurate Band Gaps of Semiconductors and Insulators with a Semilocal Exchange-Correlation Potential, *Phys. Rev. Lett.* 102, 226401 (2009).

Supplementary information

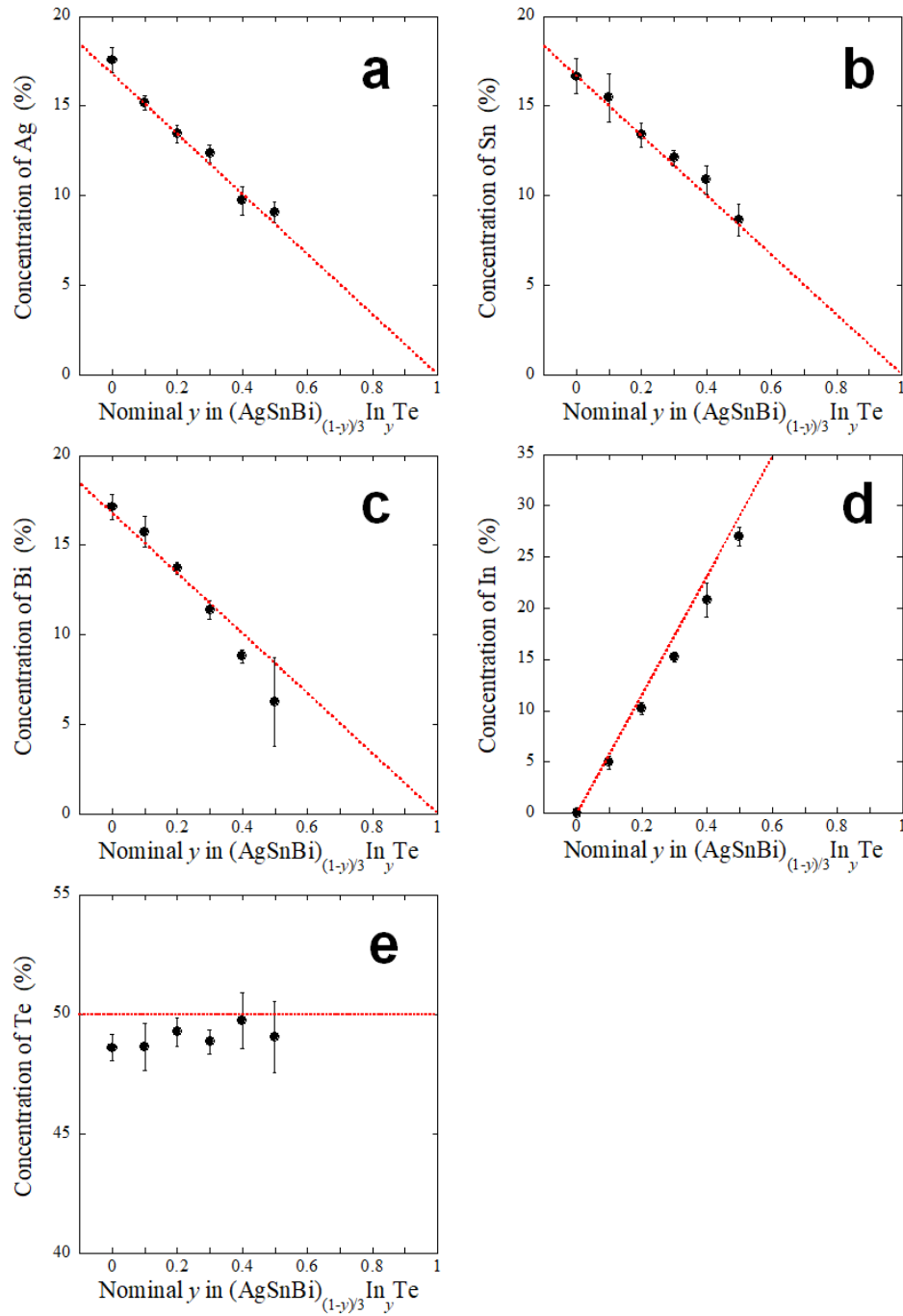


Fig. S1. EDX analysis results for $(\text{AgSnBi})_{(1-y)/3}\text{In}_y\text{Te}$. Red dot lines indicate an ideal composition.