

ISPY: Automatic Issue-Solution Pair Extraction from Community Live Chats

Lin Shi*^{§1}, Ziyou Jiang*^{§1}, Ye Yang[¶], Xiao Chen*[§], Yumin Zhang*[§], Fangwen Mu*[§],
Hanzhi Jiang*[§], Qing Wang*^{†‡§2},

*Laboratory for Internet Software Technologies, [†]State Key Laboratory of Computer Sciences,

[‡]Science&Technology on Integrated Information System Laboratory,
Institute of Software Chinese Academy of Sciences, Beijing, China;

[§]University of Chinese Academy of Sciences, Beijing, China;

[¶]School of Systems and Enterprises, Stevens Institute of Technology, Hoboken, NJ, USA;

Email: {shilin, ziyou2019, chenxiao2021, yumin2020, fangwen2020, hanzhi2021, wq}@iscas.ac.cn, yyang4@stevens.edu

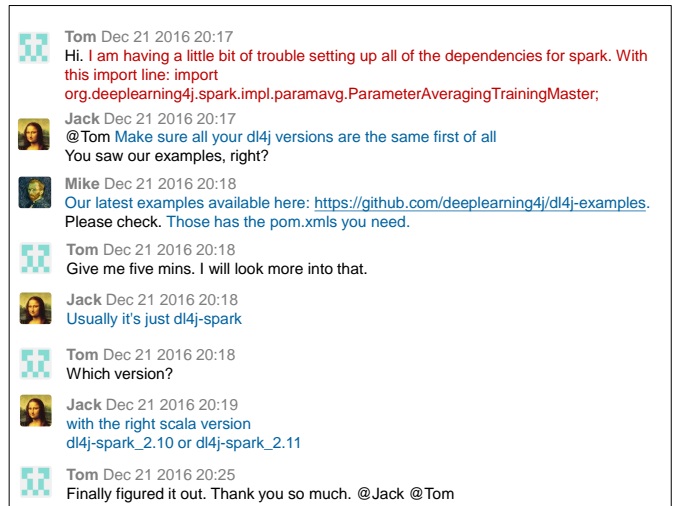
Abstract—Collaborative live chats are gaining popularity as a development communication tool. In community live chatting, developers are likely to post issues they encountered (e.g., setup issues and compile issues), and other developers respond with possible solutions. Therefore, community live chats contain rich sets of information for reported issues and their corresponding solutions, which can be quite useful for knowledge sharing and future reuse if extracted and restored in time. However, it remains challenging to accurately mine such knowledge due to the noisy nature of interleaved dialogs in live chat data. In this paper, we first formulate the problem of issue-solution pair extraction from developer live chat data, and propose an automated approach, named ISPY, based on natural language processing and deep learning techniques with customized enhancements, to address the problem. Specifically, ISPY automates three tasks: 1) Disentangle live chat logs, employing a feedforward neural network to disentangle a conversation history into separate dialogs automatically; 2) Detect dialogs discussing issues, using a novel convolutional neural network (CNN), which consists of a BERT-based utterance embedding layer, a context-aware dialog embedding layer, and an output layer; 3) Extract appropriate utterances and combine them as corresponding solutions, based on the same CNN structure but with different feeding inputs. To evaluate ISPY, we compare it with six baselines, utilizing a dataset with 750 dialogs including 171 issue-solution pairs and evaluate ISPY from eight open source communities. The results show that, for issue-detection, our approach achieves the *F1* of 76%, and outperforms all baselines by 30%. Our approach achieves the *F1* of 63% for solution-extraction and outperforms the baselines by 20%. Furthermore, we apply ISPY on three new communities to extensively evaluate ISPY’s practical usage. Moreover, we publish over 30K issue-solution pairs extracted from 11 communities. We believe that ISPY can facilitate community-based software development by promoting knowledge sharing and shortening the issue-resolving process.

I. INTRODUCTION

Synchronous communication via live chats allows developers to seek information and technical support, share opinions and ideas, discuss issues, and form community development [1], [2], in a more efficient way compared with asynchronous communication such as emails or forums [3]–[5]. Consequently, live chatting has become an integral component of

¹Both authors contributed equally to this research.

²The corresponding author.



Tom Dec 21 2016 20:17
Hi. I am having a little bit of trouble setting up all of the dependencies for spark. With this import line: `import org.deeplearning4j.spark.impl.paramavg.ParameterAveragingTrainingMaster;`

Jack Dec 21 2016 20:17
@Tom Make sure all your dl4j versions are the same first of all
You saw our examples, right?

Mike Dec 21 2016 20:18
Our latest examples available here: <https://github.com/deeplearning4j/dl4j-examples>. Please check. Those has the pom.xmls you need.

Tom Dec 21 2016 20:18
Give me five mins. I will look more into that.

Jack Dec 21 2016 20:18
Usually it's just dl4j-spark

Tom Dec 21 2016 20:18
Which version?

Jack Dec 21 2016 20:19
with the right scala version
dl4j-spark_2.10 or dl4j-spark_2.11

Tom Dec 21 2016 20:25
Finally figured it out. Thank you so much. @Jack @Tom



Extracted Issue-solution Pair

Issue:
I am having a little bit of trouble setting up all of the dependencies for spark. With this import line: `import org.deeplearning4j.spark.impl.paramavg.ParameterAveragingTrainingMaster;`

Solution:
Make sure all your dl4j versions are the same first of all. Our latest examples available here: <https://github.com/deeplearning4j/dl4j-examples>. Those has the pom.xmls you need. Usually it's just dl4j-spark, with the right scala version. dl4j-spark_2.10 or dl4j-spark_2.11.

Fig. 1: An example of issue-solution pair extraction from the DeepLearning4j live chats.

most software development processes, not only for open source communities constituting globally distributed developers, but also for software companies to facilitate in-house team communication and coordination, esp. in accommodating remote work due to the COVID-19 pandemic [6].

Existing literature reports various motivation factors for live chatting practices. One of the frequently mentioned factors is to use live chats as a tool for issue-solving, such as installation and setup issues, bug resolution, build and compile issues [7], [8]. In such cases, developers post questions related to some specific issues, and rely on others to provide potential solutions. Alkadhi et al. [9], [10] analyzed 8,702 chat messages of three OSS development teams, and found 24% of the

messages are reporting issues, and 51% of the messages are proposing alternative issue solutions. As a result, live chat repositories usually contain rich information to shed light on knowledge regarding frequent issue-solution pairs. Fig. 1 illustrates an example slice of live chat data. In this scenario, *Tom* encountered trouble when setting up dependencies for *spark*, so he posted an issue in live chatting. *Jack* and *Mike* both provided solutions as well as suggested examples. With their help, *Tom* finally resolved that issue. From this conversation slice, we can extract the issue description, as highlighted in red, and alternative solutions colored in blue.

However, it is quite challenging to mine issue-solution pairs from live chats due to the following barriers. **(1) Entangled dialogs.** Live chat data gets big rapidly, and multiple concurrent discussions regarding different issues frequently exist in an interleaved manner. In order to perform any kind of dialog-level analysis, it is essential to have automated support for identifying and dividing sequential utterances into a set of distinct dialogs, according to the issue topics. **(2) Expensive human effort.** Chat logs are typically high-volume and contain informal dialogs covering a wide range of technical and complex topics. It is necessary to leverage manual annotation to guide the construction and training of learning-based algorithms. However, the manual annotation process requires experienced analysts to spend a large amount of time so that they can understand the dialogs thoroughly. Thus, it is very expensive to classify issue-related dialogs. **(3) Noisy data.** There exist noisy utterances such as duplicate and unreadable messages in the chat log that do not provide any valuable information. The noisy data poses a difficulty to analyze and interpret the communicative dialogs.

In this paper, we propose a novel approach, named ISPY (extracting **I**ssue-**S**olution **P**airs from communit**Y** live chats) to automatically extract issue-solution pairs from development community live chats. ISPY addresses the problem with three elaborated sub-tasks: 1) Disentangle live chat logs, employing a feedforward neural network to automatically disentangle a conversation history into separate dialogs; 2) Detect dialogs that are discussing issues, using a novel convolutional neural network (CNN), which consists of a BERT-based utterance embedding layer, a context-aware dialog embedding layer, and an output layer; and 3) Extract appropriate utterances and combine them as corresponding solutions, based on the same CNN structure but with different feeding inputs. To evaluate ISPY, we first collect and utilize a dataset with 750 dialogs including 171 issue-solution pairs, and evaluate ISPY from eight Gitter communities. The results show that, for issue-detection, our approach achieves the *F1* of 76%, and outperforms baselines by 30%. For solution-extraction, our approach achieves the *F1* of 63%, and outperforms baselines by 20%. Furthermore, we apply ISPY on three new communities to extensively evaluate its practical usage. ISPY helps provide solutions for 26 recent issues posted on Stack Overflow. Adding up the 21K pairs extracted from the former eight communities, we publish over 30K issue-solution pairs extracted from 11 communities in total. We believe that ISPY can facilitate community-based

software development by promoting knowledge sharing and shortening the issue-resolving process. The major contributions of this paper are:

- We formulate the problem of issue-solution pair extraction from developer live chat data. To the best of our knowledge, this is the first study exploring this problem.
- We propose an automated approach, named ISPY, based on a convolutional neural network and introduces several customized improvements to effectively handle the characteristics of this task.
- We evaluate the ISPY by comparing with six baselines, with superior performance.
- We open-source a replication package and a large dataset with over 30K issue-solution pairs extracted by tool from 11 active communities on our website: <https://github.com/jzySaber1996/ISPY>.

In the remainder of the paper, Section II illustrates the problem definition. Section III presents the approach. Section IV sets up the experiments. Section V describes the results and analysis. Section VI illustrates the practical usage. Section VII is the discussion and threats to validity. Section VIII introduces the related work. Section IX concludes our work.

II. PROBLEM DEFINITION

Three main concepts about community live chats are concerned with this study’s scope, including *chat log*, *utterance*, and *dialog*. Developer conversations in one chatting room are recorded in a chat log. As illustrated in Fig. 1, a typical live chat log contains a sequential set of utterances in chronological order. Each utterance consists of a timestamp, developer id, and a textual message initiating a question or responding to an earlier message. A chat log includes all the utterances sent among participants who have been chatting in the room. Typically, it contains a large number of utterances, and the utterances might be responding to different threads of conversations. We define dialog as the conversation between two or more participants toward exploring a particular subject (e.g., resolution of a problem).

$$\begin{aligned}
 Chat_log &= \{u_1, u_2, \dots, u_n\} \\
 D &= \{u_i | S(u_i) = s, u_i \in Chat_log\} \\
 u &= \langle time, id, text \rangle
 \end{aligned} \tag{1}$$

Equation (1) provides the definitions for the three main concepts. Specifically, a chat log *Chat_log* corresponds to a sequence of *n* utterances in chronological order. A dialog *D* is a subset of *Chat_log*, containing only those utterances responding to the same subject *s*, which can be determined by clustering techniques [11], [12] or probability distribution estimation methods [13]–[15]. $S(u_i)$ denotes the subject of utterance u_i , and each utterance u consists of the timestamp, developer id, and textual message.

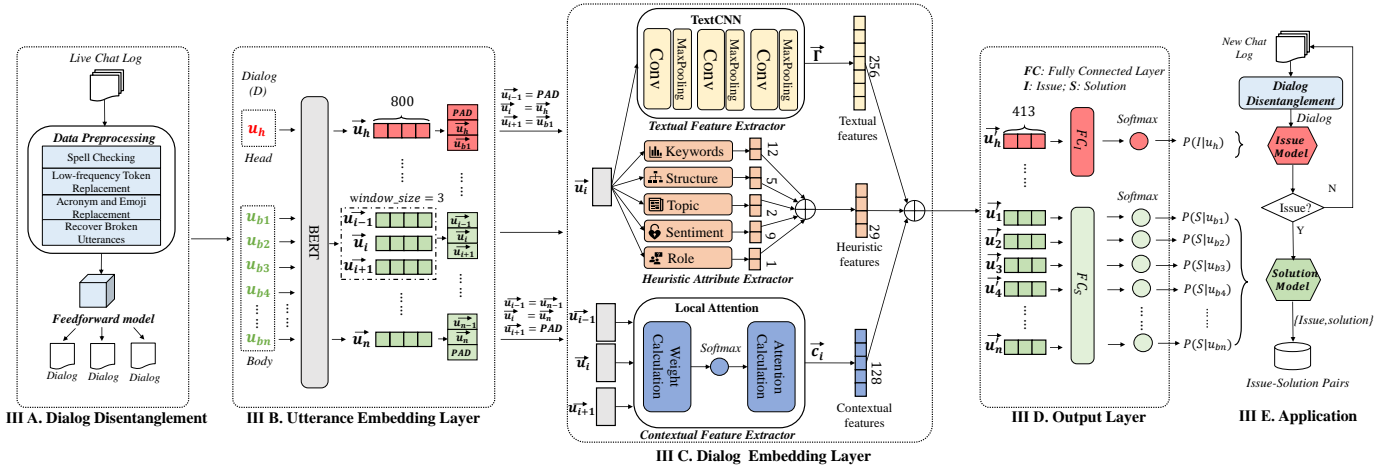


Fig. 2: The overview of ISPY.

Our work automatically targets extracting issue-solution pairs from community live chats. First, we divide one dialog D into two parts: *Head* and *Body*.

$$\begin{aligned} \text{Head} &= u_h = u_{h1} \oplus u_{h2} \oplus \dots \oplus u_{hm} \\ \text{Body} &= \{u_{b1}, u_{b2}, \dots, u_{bn}\} \\ D &= \{\text{Head}, \text{Body}\} \end{aligned} \quad (2)$$

where *Head* (also marked as u_h) is the concatenation of all the utterances that the dialog initiator posts before the first reply from other developers. *Body* is the set of the remaining utterances. Dialog D is their joint set. Based on this division, we introduce a simplification assumption that the issue descriptions appear at the head utterances authored by the dialog initiator, while solution utterances are likely to appear afterward.

Following these concepts and assumption, we formulate the problem of automatic issue-resolution pair extraction with three elaborated sub-tasks:

- 1) Dialog disentangle: Given the historical chat log $Chat_log$, disentangle it into separate dialogs $\{D_1, D_2, \dots, D_n\}$.
- 2) Issue detection: Given a separate dialog D_i , find a binary function f so that $f(\text{Head}_i)$ can determine whether the dialog head depicts issue.
- 3) Solution extraction: Given a dialog D_i involving issue discussion, find a function g so that $g(\text{Body}_i) = \{u_{s1}, u_{s2}, \dots, u_{sm}\}$, where u_{si} is the utterance within the dialog suggesting potential solutions.

Therefore, the output of our approach is a set of issue-solution pairs. Ideally, users do not need other information (e.g., the utterances between them) to understand these pairs.

III. APPROACH

The construction of ISPY consists of four main steps, as illustrated in Fig. 2. The first step includes data preprocessing and dialog disentanglement using a feedforward model. The second step is to construct an utterance embedding layer, which embeds tokenized utterances into vectors with local

window context. The third step is to construct a dialog embedding layer, which defines and extracts three sets of features characterizing the context of potential issues or solutions. The fourth step is the output layer, which predicts two outputs, i.e., the possibility of issue description, and the possibility of solutions, for the corresponding inputs.

By feeding dialog head and body into ISPY separately, we can obtain two models: issue model and solution model. Finally, ISPY apply the issue model and solution model for constructing pairs.

A. Dialog Disentanglement

1) *Data Preprocessing*: For data preprocessing, we first follow the standard pipeline of stopwords removal, typo correction, lowercase conversion, and lemmatization with Spacy [17]. Additionally, due to the unique characteristics of live chat data, we employ additional data preprocessing techniques to handle special issues. Specifically, we first replace low-frequency tokens such as URL, email address, code, HTML tag, and version number with specific tokens $[URL]$, $[EMAIL]$, $[HTML]$, $[CODE]$ and $[ID]$ respectively. Second, we replace the acronym words with their full names by referring to the Oxford abbreviation library [18]. Following previous work [19] [20], we normalize the emojis with specific strings to standard ASCII strings. Finally, we combine consecutive utterances that are broken from one sentence according to the perplexity scores [21] calculated by Baidu AI Cloud [22]. Following the experience from a recent study [23], we use the perplexity scores lower than 40 as the threshold value to combine broken sentences.

2) *Dialog Disentanglement Model*: Utterances from a single conversation thread are usually interleaved with other ongoing conversations. In this step, we focus on dividing chat utterances into a set of distinct conversations, leveraging on Kummerfeld et al.'s technique [24]. Their model is trained from 77,563 manually annotated utterances of disentangled dialogs from online chatting. It is a feedforward neural network with 2 layers, 512-dimensional hidden vectors, and softsign non-linearities. The input of the model is a 77-dimensional

TABLE I: Details about 15 heuristic attributes.

Type	Variable	Description	Example Value
Keyword	5W1H	Occurrence of “What”, “Why”, “When”, “Who”, “Which”, and “How”.	{what=1, why=0, when=0, who=0, which=0, how=0}
	Punctuation	Occurrence of “?” and “!”.	{“?”=1, “!”=0}
	Greeting	Occurrence of greeting words: “Hello”, “Good Morning”, “Hi Guys”, etc.	False
	Disapproval	Occurrence of disapproval words: “no”, “can’t work”, “break down” etc.	False
	Mention	Occurrence of “simi-” and “same”.	{simi-=0, same=0}
Structure	NT	Number of tokens in utterance.	7
	NUT	Number of unique tokens in utterance.	7
	NST	Number of unique tokens after stemming.	6
	AP	Absolute position of utterance in dialog.	2
	RP	Relative position of utterance in dialog.	0.20
Topic	TDH	Topic deviation between the head of dialog and the entire chat.	0.33
	TDU	Topic deviation between the head of dialog and the given utterance.	0.42
Sentiment	SS	Polarity sentiment scores from NLTK [16] for positive, intermediate, and negative.	{pos.=0.25, int.=0.31, neg.=0.70}
	SW	Number of three-type polarity sentiment words (pos., int., neg.).	{pos.=1, int.=5, neg.=1}
	SE	Number of three-type polarity sentiment emojis (pos., int., neg.).	{pos.=0, int.=0, neg.=1}
Role	DI	Whether participant is the dialog initiator.	False

vector, where each element is a numerical feature extracted from the original conversation texts, that include time intervals from previous chat utterances posted by the current user, is there a target user in the chat content, do two chat texts contain the same words and so on. In Kummerfeld et al.’s study, the model is reported to achieve relatively good performance with 74.9% precision and 79.7% recall.

B. Utterance Embedding Layer

This layer aims to encode not only textual information of utterances but also capture their contextual information.

Utterance Encoding. First, for all the utterances in one dialog $D = [u_h, u_{b1}, u_{b2}, \dots, u_{bn}]$, we encode it using a pre-trained BERT model [25], as BERT has been proved to be successful in many natural language processing tasks [26], [27]. The BERT model is a bidirectional transformer using a combination of *Masked Language Model* and *Next Sentence Prediction*. It is trained from English Wikipedia with nearly 2,500M words. The BERT embedding layer outputs $\vec{u} \in \mathbb{R}^d$, which is an 800-dimensional vector for each utterance.

Local Window Context. Second, we model the contextual information of an utterance through the concept of the *local window*, and use the size of the local window as a hyper-parameter. Intuitively, the consecutive reply of an issue utterance may be very different from that of non-issue ones. Therefore, we construct a local window context to characterize the dynamic contextual information for extracting desired utterances in a dialog. Specifically, we use a fixed-length local window to integrate context, and define the local window of the utterance \vec{u}_i as \vec{win}_i by joining the u_i with its preceding and following k neighbor utterances. The fixed length is $2k+1$.

$$\vec{win}_i = \{u_{i-k}, \dots, u_{i-1}, \vec{u}_i, u_{i+1}, \dots, u_{i+k}\} \quad (3)$$

When the windows are out of bound, we utilize the *Zero Padding* [28] to map the fixed length. In this study, we choose $k = 1$ for the local window.

C. Dialog Embedding Layer

This layer aims to encode utterance features in a multi-faceted way to more comprehensively represent the live chat context. To achieve that, we define and extract features from three categories, including textual, heuristic, and contextual features.

1) *Textual Feature Extractor:* To learn basic textual features for each utterance, we first represent utterances using TextCNN [29]. It is a classical method for sentence modeling by using a shallow Convolution Neural Network (CNN) [30] to model sentence representation. It has an advantage over learning on insufficient labeled data, since it employs a concise network structure and a small number of parameters. TextCNN uses several convolution kernels to capture local information as the receptive field. Then the global representation is produced with the local information.

Given a kernel $\vec{w} \in \mathbb{R}^h$ with kernel size h and word embedding $\vec{x} = \vec{u}_i$, one convolution feature γ_t is generated with $\vec{x}_{t:t+h-1}$:

$$\gamma_t = \text{ReLU}(\vec{w} \cdot \vec{x}_{t:t+h-1} + b) \quad (4)$$

where $b \in \mathbb{R}$ is the bias parameter, and ReLU is the activate function. We concatenate all the γ_t as a feature map:

$$\vec{\gamma} = [\gamma_1, \dots, \gamma_t, \dots, \gamma_{n-h+1}] \quad (5)$$

where the vector $\vec{\gamma} \in \mathbb{R}^{n-h+1}$. We use *Max-Pooling* strategy to calculate $\hat{\gamma} = \max(\vec{\gamma})$. We set the number of kernels as m , and input u_i into three *Convolution-Pooling* layers. The kernel number of the three layers are 1024, 512, and 256, respectively. The output of each layer is $\vec{\Gamma} \in \mathbb{R}^m$, which is a 256-dimensional textual feature vector.

$$\vec{\Gamma} = [\hat{\gamma}_1, \hat{\gamma}_2, \dots, \hat{\gamma}_m] \quad (6)$$

2) *Heuristic Attribute Extractor:* The heuristic attribute extractor aims to augment the dialog embedding results by incorporating high-level semantic attributes from five aspects: *Keyword*, *Structure*, *Sentiment*, *Topic*, and *Role*, as elaborated in Table I.

(1) *Keyword:* The occurrences of indicating words or characters about 5W1H, punctuation, etc.

(2) *Structure:* The structural characteristics of utterances in a dialog, such as the number of tokens and positions of the utterances.

(3) *Topic:* The intuition of this feature is to distinguish off-topic utterances. We first calculate *TF-IDF* [31] for each unique word in the entire chat. Then We extract the top-10 most frequent words and combine them as a 10-dimensional

topic vector $T\vec{D}_c$. Similarly, we also extract top-10 most frequent words from dialog head ($T\vec{D}_h$) and the given utterance ($T\vec{D}_u$). Finally, we calculate the *Euclidean Distance* [32] between them as the topic deviation:

$$\begin{aligned} TDH &= \|\vec{T\vec{D}_c} - \vec{T\vec{D}_h}\|_2 \\ TDU &= \|\vec{T\vec{D}_h} - \vec{T\vec{D}_u}\|_2 \end{aligned} \quad (7)$$

(4) *Sentiment*: The sentiment information of the given utterance in terms of positive, intermediate, and negative.

(5) *Role*: The role of the participant who posts the utterance.

By concatenating the above heuristic attributes, this extractor output a 29-dimensional vector.

3) *Contextual Feature Extractor*: Contextual feature extractor aims to embed the contextual information for each utterance. We use *Local Attention* [33] to represent the context. The *Local Attention* mechanism mainly focuses on the impact of the neighbor utterances locate in the same window. *Local Attention* can use low time-memory cost to highly represent the semantic context. An attention function can be described as mapping a query and a set of key-value pairs to an output [34], which is a triple: (h_Q, h_K, h_V) . The function uses the query vector h_Q calculated by the given utterance $\vec{u}_i \in \mathbb{R}^d$ to query the attention scores with key vector h_K . The key vector h_K can be calculated by each utterance $\vec{u}_s \in \mathbb{R}^d$ within the local window $(i - k \leq s \leq i + k)$. The attention weight vector is calculated by multiplying value vector h_V and sum the attention value. Therefore, we define the trainable query matrix $\mathbf{W}^Q \in \mathbb{R}^{\delta \times d}$, key matrix $\mathbf{W}^K \in \mathbb{R}^{\delta \times d}$ and value matrix $\mathbf{W}^V \in \mathbb{R}^{\delta \times d}$, and calculate the triple (h_Q, h_K, h_V) :

$$\vec{h}_Q = \mathbf{W}^Q \vec{u}_i, \vec{h}_K = \mathbf{W}^K \vec{u}_s, \vec{h}_V = \mathbf{W}^V \vec{u}_s \quad (8)$$

where the output contextual weight vector is defined as $\vec{c}_i \in \mathbb{R}^\delta$, which can be calculated by the following equations:

$$\begin{aligned} score(\vec{h}_Q, \vec{h}_K) &= (\vec{h}_Q \cdot \vec{h}_K) \exp\left[-\frac{(s-i)^2}{2k^2}\right] \\ a_s &= softmax(\vec{h}_Q, \vec{h}_K) = \frac{score(\vec{h}_Q, \vec{h}_K)}{\sum_s score(\vec{h}_Q, \vec{h}_K)} \\ \vec{c}_i &= \sum_{i-k \leq s \leq i+k} (a_s \vec{h}_V) / \sqrt{d} \end{aligned} \quad (9)$$

Equation (9) shows the three processes of *Local-Attention* calculation: (1) Output attention vector with dot production as $score(\vec{h}_Q, \vec{h}_K)$ by multiplying *Gaussian Distance* between s and i ; (2) Use *Softmax* to normalize the score vector; and (3) Apply the normalized score vector to calculate the local attention. We set the parameter $d = 800$, $\delta = 128$, and obtain a 128-dimensional context vector.

Finally, we concatenate the vectors that output by the three extractors into a 413-dimensional feature vector \vec{u}' .

D. Output Layer

We input the feature vector \vec{u}' into two *Full-Connected Layers* (FC), and use two *Softmax* functions to calculate the

probability of issue-description utterance and the corresponding solution utterances, respectively.

$$\begin{aligned} P(I|u_h) &= softmax(FC_1(\vec{u}_h')) \\ P(S|u_{bi}) &= softmax(FC_2(\vec{u}_i')) \end{aligned} \quad (10)$$

where $P(I|u_h)$ is the predicted probability of issue-description utterance, and $P(S|u_{bi})$ ($u_{bi} \in \{u_{b1}, \dots, u_{bn}\}$) is the predicted probability of solution utterance. The *Cross-Entropy Loss* are applied with the two tasks when measuring the difference between truth and prediction. The two loss functions are defined as $Loss_I$ and $Loss_S$:

$$\begin{aligned} Loss_I &= -y_h \cdot \log P(I|u_h) \\ Loss_S &= -y_i \cdot \log P(S|u_{bi}) \end{aligned} \quad (11)$$

where y_h and y_i indicate the ground-truth labels of utterances. The issue model and solutions model are separately trained until convergence.

E. Application

When fully trained, for a given chat log, ISPY automates the three sub-tasks formulated in Section II: First, it performs dialog disentanglement; Second, for each disentangled dialog, it uses the issue model to predicts whether the dialog head is issue description; and Finally, if the issue model predicts positive, then it uses the trained solution model to predict which utterances can be selected into the solution. As a final output, it combines the predicted utterances as the corresponding solution to the issue.

IV. EXPERIMENTAL DESIGN

To evaluate the proposed ISPY approach, our evaluation specifically addresses three research questions:

RQ1: What is the performance of ISPY in detecting issue dialogs from live chat data?

RQ2: What is the performance of ISPY in extracting solutions for a given issue?

RQ3: How does each individual component in ISPY contribute to the overall performance?

A. Data Preparation

1) *Studied Communities*: Many OSS communities utilize Gitter [35] or Slack [36] as their live communication means. Considering the popular, open, and free access nature, we select studied communities from Gitter¹.

To identify studied communities, we select the Top-1 most participated communities from eight active domains, covering front end framework, mobile, data science, DevOps, blockchain platform, collaboration, web app, and programming language. Then, we collect the daily chat utterances from these communities. Gitter provides REST API [37] to get data about chatting rooms and post utterances. In this study, we use the REST API to acquire the chat utterances of the eight selected communities, and the retrieved dataset contains all utterances as of “2020-12”.

¹In Slack, communities are controlled by the team administrators, whereas in Gitter, access to the chat data is public.

TABLE II: The statistics of the eight Gitter communities.

Id	Project	Entire Population			Sample Population			
		Par.	Dial.	Utter.	Issue	Utter.	Non-Issue	Utter.
P_1	Angular	22,467	79,619	695,183	17	170	80	577
P_2	Appium	3,979	4,906	29,039	27	461	60	404
P_3	DI4j	8,310	27,256	252,846	38	665	55	1,123
P_4	Docker	8,810	3,954	22,367	20	151	74	352
P_5	Ethereum	16,154	17,298	91,028	17	115	83	478
P_6	Gitter	9,260	7,452	34,147	22	315	64	575
P_7	Nodejs	18,118	13,981	81,771	14	121	81	359
P_8	Typescript	8,318	18,812	196,513	16	361	82	1,076
Total		95,416	173,278	1,402,894	171	2,359	579	4,944

2) *Bootstrap Sampling*: After dialog disentanglement, the number of separate chat dialogs is large. Limited by the human resource of labeling, we randomly sample 100 dialogs from each community. Then we excluded unreadable dialogs: 1) Dialogs that are written in non-English languages; 2) Dialogs that contain too much code or stack traces; 3) Low-quality dialogs such as dialogs with many typos and grammatical errors. 4) Dialogs that involve channel robots. However, the dataset is imbalanced in that the non-issue dialogs are much more than issue dialogs, as shown in Table II. Therefore, we apply an arbitrary bootstrap sampling strategy [38] for data balancing by randomly sampling issue dialogs with replacement until the number of issue dialogs and non-issue dialogs is balanced.

3) *Ground-truth Labeling*: For each sampled dialog, we first manually label whether its head discussed a certain issue. Then, for each issue-dialog, we label the utterances that should be included in the solution. The labeled results are used as the **ground-truth** dataset for performance evaluation. To guarantee the correctness of the labeling results, we built an inspection team, which consisted of four Ph.D. candidates. All of them are fluent English speakers, and have done either intensive research work with software development or have been actively contributing to open-source projects. We divided the team into two groups. The labeled results from the Ph.D. candidates were reviewed by others. When a labeled result received different opinions, we hosted a discussion with all team members to decide through voting. The average Cohen’s Kappa about issue-dialog is 0.85, and the average Cohen’s Kappa about solution-utterance is 0.83.

In total, we collected 173,278 dialogs from eight open-source communities, and spent 720 person-hours on annotating 750 dialogs including 171 issue-solution pairs. Table II presents the detail of our dataset. It shows the number of participants (Par.), dialog (Dial.), and utterance (Utter.) for the entire population, as well as the number of issue and non-issue dialogs with the corresponding utterances for the sample population. Moreover, to contribute to the eight communities, we apply ISPY on the 173,278 dialogs. We extract and publish 21K issue-solution pairs on our website.

B. Baselines

The first two RQs require the comparison of ISPY with state-of-the-art baselines. Due to the slightly different focuses between RQ1 and RQ2, we employ three common baselines applicable for both, as well as three additional baselines for each RQ. This leads to a total of six baselines for each RQ.

Common Baselines applicable for RQ1 and RQ2. The three commonly used machine-learning-based baselines are utilized to comprehensively examine the classification performance, i.e., **Naive Bayesian (NB)** [39], **Random Forest (RF)** [40], and **Gradient Boosting Decision Tree (GBDT)** [41].

Additional Baselines for detecting issues (RQ1). **Casper [42]** is a method for extracting and synthesizing user-reported mini-stories regarding app problems from reviews. We use utterances as the extracted events, and treat its second step, i.e., classify problems, as a baseline. We use the implementation provided by the original paper [43]. **CNC_PD [44]** is the state-of-the-art learning technique to classify sentences in comments taken from online issue reports. They proposed a CNN [45]-based approach to classify sentences into seven categories of intentions: Feature Request, Solution Proposal, Problem Discovery, etc. we treat the CNN classifier that predicts utterances as the *Problem Discovery* category as a baseline for detecting issues. **DECA_PD [46]** is the state-of-the-art rule-based technique for analyzing development email content. It is used to classify the sentences of emails into problem discovery, solution proposal, information giving, etc., by using linguistic rules. We use the six linguistic rules [47] for identifying the “problem discovery” dialog-head as our baseline.

Additional baselines for extracting solutions (RQ2). **UIT [48]** is a context-representative classifier that uses Glove [49] to embed words, and uses TextCNN to embed the utterance. The UIT classifies utterance into 12 categories. Specifically, we choose the “potential answer” classifier as a solution-extraction baseline. **CNC_SP** is the *Solution Proposal* classifier in [44]. **DECA_SP** is the set of 51 linguistic rules for identifying “solution proposal” sentences in [46].

C. Evaluation Metrics

We use three commonly-used metrics to evaluate the performance, i.e., *Precision*, *Recall*, *F1*. (1) *Precision*, which refers to the ratio of the number of correct predictions to the total number of predictions; (2) *Recall*, which refers to the ratio of the number of correct predictions to the total number of samples in the golden test set; and (3) *F1*, which is the harmonic mean of precision and recall. When comparing the performances, we care more about F1 since it is balanced for evaluation. Note that, since the number of utterances may largely vary across different dialogs, we calculate the performance of solution extraction in the scope of the community.

D. Experiment Settings

For all experiments, we apply *Cross-Project Evaluation* on our dataset to perform the training process. We iteratively select one project as testset, and the remaining seven projects for training. The experiment environment is a Windows 10 desktop computer, NVIDIA GeForce RTX 2060 GPU, intel core i7, and 32GB RAM.

To answer RQ1, we first train the issue dataset with 8 *batch_size*. Each of the convolution and dense layers use 0.6 *dropout* to avoid overfitting. The optimizer chooses *Adam*=0.001 and $\beta_1=0.9$. We train ISPY for 100 epochs with 5

TABLE III: Baseline comparison across the eight communities (%).

Task	Methods	Angular			Appium			Docker			DL4j			Ethereum			Gitter			Nodejs			Typescript			Average		
		P	R	F1	P	R	F1	P	R	F1	P	R	F1	P	R	F1	P	R	F1	P	R	F1	P	R	F1	P	R	F1
Issue	ISPY	76	77	76	75	68	71	84	74	79	77	68	72	82	73	77	80	69	74	79	70	74	86	78	82	80	72	76
	NB	36	40	38	41	30	35	47	36	41	70	56	62	08	25	13	22	42	29	30	50	37	15	40	22	34	40	36
	RF	56	25	34	69	30	42	75	23	35	84	44	58	100	17	29	50	25	33	33	13	18	23	30	26	61	26	36
	GBDT	27	75	40	40	70	51	50	79	61	73	44	55	21	76	33	19	67	29	30	88	44	18	90	30	35	65	46
	Casper	39	35	37	08	03	05	59	26	36	46	40	43	19	42	26	14	17	15	05	06	06	15	40	22	26	26	26
	CNC_PD	20	55	29	23	50	32	23	36	28	12	32	17	24	42	30	12	42	19	10	50	17	05	40	10	16	43	24
DECA_PD	33	50	40	28	37	31	33	36	34	64	28	39	42	42	42	44	67	53	32	50	39	04	10	06	35	40	37	
Solution	ISPY	61	58	69	68	57	62	71	60	65	66	62	58	73	63	68	62	56	59	68	58	63	72	67	69	68	59	63
	NB	21	58	30	24	48	32	31	59	40	58	49	53	33	80	47	10	67	17	37	55	44	08	09	09	28	53	37
	RF	26	83	39	27	52	36	31	56	40	80	13	22	15	40	22	10	33	15	50	65	57	54	64	58	37	51	43
	GBDT	26	92	40	26	74	38	22	62	32	71	16	26	11	40	17	10	67	17	42	75	54	42	73	53	31	62	41
	UIT	29	17	21	21	13	17	30	12	17	24	07	12	37	16	22	27	11	17	19	15	18	31	18	23	27	14	18
	CNC_SP	18	17	17	26	28	27	21	31	25	46	20	28	30	14	19	46	54	50	41	28	33	38	25	30	33	27	30
	DECA_SP	00	00	00	00	00	00	20	09	12	25	02	24	00	00	00	00	00	00	57	20	30	33	09	14	17	05	08

patience *Early-Stopping*. We set the threshold of predicted possibility within 0.2-0.8, and choose *threshold*=0.5 as positive-negative boundary which can reach the best performance after tuning. NB/GBDT/RF baselines choose the default parameter settings for training; Casper chooses *SVM.SVC* as default function, with *rbf* as kernel, 3 as degree, and 200 as *cache_size*; CNC_PD selects 64 as *batch_size*, 192-dimensional word embedding, four different filter sizes of [2, 3, 4, 5] with 128 filters, 50 training epochs and *dropout*=0.5. These baseline parameters are determined by a greedy strategy, and can achieve the best performance after tuning.

For RQ2, we use the same parameters with RQ1 for ISPY. We only change the predicting threshold from 0.5 to 0.4 since 0.4 can reach the best performance on solution extraction after tuning. For baselines, we choose default parameter settings for NB/GBDT/RF training. For UIT, we select 32 as *batch_size* and 0.6 as *dropout*.

For RQ3, we compare ISPY with its three variants: 1) **ISPY-CNN**, which removes the textual feature extractor from ISPY, 2) **ISPY-Heu**, which removes the heuristic attribute extractor from ISPY, and 3) **ISPY-LocalAttn**, which removes the contextual feature extractor from ISPY. Three variants use the same parameters when training.

V. RESULTS

A. Performance in Detecting Issues

The upper half of Table III demonstrates the comparison results between the performance of ISPY and those of the six baselines across data from eight OSS communities, for **issue detection** tasks. The columns correspond to Precision, Recall, and F1 score. The highlighted cells indicate the best performances from each column. Then, we conduct the normality test and T-test between every two methods. Overall, the data follow a normal distribution ($p = 0.32$)², and ISPY significantly ($p = 10^{-20}$) outperforms the six baselines in terms of the average Precision, Recall, and F1 score. Specifically, when comparing with the best Precision-performer among the six baselines, i.e., RF, ISPY can improve its average precision by 19%. Similarly, ISPY improves the best Recall-performer, i.e., GBDT, by 7% for average recall, and improves the best F1-performer, i.e., GBDT, by 30% for average F1

score. At the individual project level, ISPY can achieve the best performances on most of the eight communities. These results indicate that ISPY can more accurately detect whether a dialog is discussing an issue, than all comparison baselines.

We believe that the performance advantage of ISPY is mainly attributed to the rich representativeness of its internal construction, from two perspectives: (1) ISPY can accurately capture the semantic relationship between the issue description and its first reply, by using the local window and local attention mechanism. This enables it to learn more comprehensive contextual knowledge, e.g., what kind of first issue-replies represents a dialog head containing issue descriptions. Therefore, it contributes to more accurate classification. (2) ISPY augments the textual vectors with high-level semantic information by employing 15 heuristic attributes. For example, three out of the 15 attributes are characterizing sentiment attributes. This design is based on the observation that issue descriptions are likely to contain negative tones such as “fail”, “error”, and “annoy”. By calculating three types of polarity sentiment scores as shown in Table I, the sentiment attributes can be fit into the deep learning network to help with issue-description detection.

Answering RQ1: ISPY outperforms the six baselines in detecting issue dialogs across most of the studied projects, and the average Precision, Recall, and F1 are 80%, 72%, and 76%, respectively, improving the best F1-baseline GBDT by 30% on average F1 score.

B. Performance in Extracting Solutions

Similarly, the bottom part of Table III summarizes the comparison results between the performance of ISPY and those of the six baselines across data from eight OSS communities, for **solution extraction** task. We can see that, ISPY can achieve the highest performance in most of the columns. It significantly ($p = 10^{-5}$) outperforms the six baselines. On average, although ISPY are slightly below GBDT by 3% of Recall, it reaches the highest F1 score (63%), improving the best baseline RF by 20%. It also reaches the highest precision (68%), significantly higher than other baselines (i.e., ranging from 17% to 37%). These results imply that ISPY can effectively extract utterances as the corresponding solutions from development dialogs: (1) Our approach is sensitive to identifying solutions, including consecutive utterances, by

²Significant test: $p < 0.05$

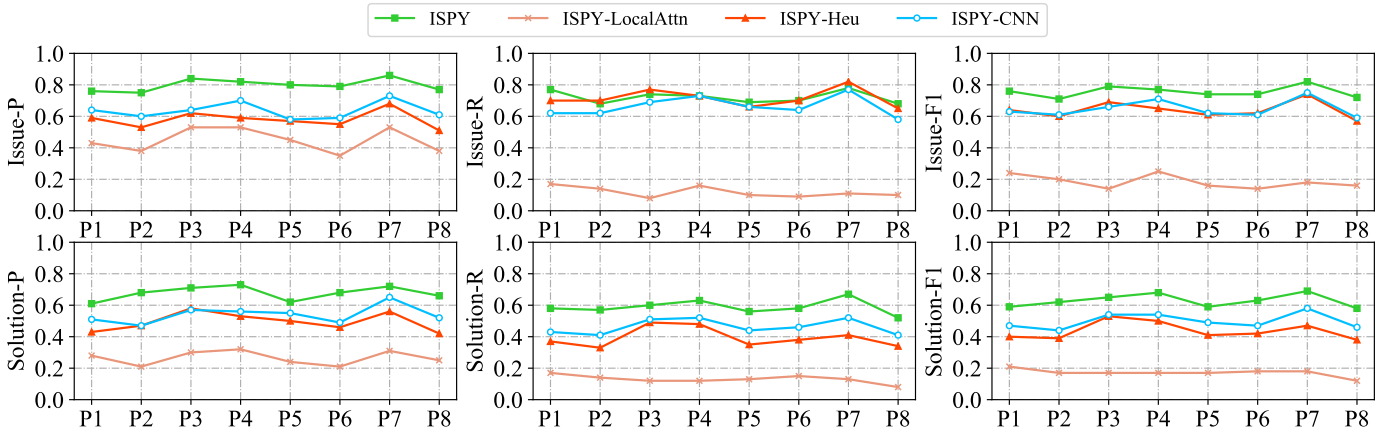


Fig. 3: The component analysis.

Dialog	
(u_1) A:	I'm training a DNN+CNN model. The F1 score is around 50. But there are some warnings that some classes are never predicted. Shall I create a dataset which is balanced for five types?
(u_{b1}) B:	What do you mean "DNN+CNN" model :(?
(u_{b2}) B:	Beyond trained on conv yes, minibatches should always be balanced.
(u_{b3}) B:	If minibatch it should ideally be as close to representative of your whole population as possible.
(u_{b4}) A:	I mean danse Layer+CNN. I used wrong word, I guess....
(u_{b5}) B:	The reason why I ask is because batchsize largely depends on data dimension.
(u_{b6}) B:	The main thing it had going for it was the catalyst compiler for Tensorflow ops.
(u_{b7}) A:	Nice! Thank you!
ISPY	
Beyond trained on conv yes, minibatches should always be balanced. If minibatch it should ideally be as close to representative of your whole population as possible. The main thing it had going for it was the catalyst compiler for Tensorflow ops.	
NB	
What do you mean "DNN+CNN" model? Beyond trained on conv yes, mini-batches should always be balanced.	
RF	
What do you mean "DNN+CNN" model? Beyond trained on conv yes, mini-batches should always be balanced. I mean danse Layer+CNN. I used wrong word, I guess.	
GDBT	
What do you mean "DNN+CNN" model? Beyond trained on conv yes, mini-batches should always be balanced. I mean danse Layer+CNN. I used wrong word, I guess. The reason why I ask is because batchsize largely depends on data dimension. The main thing it had going for it was the catalyst compiler for Tensor-flow ops.	
UIT	
Beyond trained on conv yes, minibatches should always be balanced. The main thing it had going for it was the catalyst compiler for Tensorflow ops. Nice! Thank you!	
CNC_SP	
Beyond trained on conv yes, minibatches should always be balanced. If minibatch it should ideally be as close to representative of your whole population as possible.	
DECA_SP	
(Empty)	

Fig. 4: Test example.

employing a local attention mechanism. In live chats, some solutions include consecutive utterances from the same participants. For example, the utterance u_{b2} and u_{b3} in Figure 4 are both selected as solution utterances. Our approach can learn that knowledge by adjusting the weight of u_{b3} to be higher, to increase its probability according to the local attention learning. While baselines (e.g., NB, RF, GDBT, UIT, DECA_SP) separately learn the textual characteristics of each utterance, thus are more prone to predict u_{b3} as a non-solution utterance. (2) Our approach can screen negative feedbacks in consecutive utterances and reject ineffective solutions based on the heuristic attributes (i.e., disapproval keywords and negative sentiment attributes) and local attention mechanism. In live chats, some utterances are indeed solutions but are proved ineffective (e.g., those have follow-up utterances like

"It doesn't work") by the dialog initiator later. In such cases, ISPY can detect whether its follow-up utterances contain negative feedback based on the heuristic attributes and local attention learning, while other methods cannot.

We also notice that, the DECA_SP baseline can hardly extract the solution utterances correctly. By investigating their 51 linguistic rules and our test dataset, we consider that it comes from two reasons. First, the DECA_SP rules are designed for extracting solution proposals from email contents, which have different expressing styles from live chats. Second, the DECA_SP rules are kind of strict for live chats. For example, the rule "[something] can be fixed by [something]" cannot deal with its similar variants such as "[something] could/should be fixed by [something]".

Answering RQ2: ISPY outperforms the six baselines in extracting solution utterances in terms of Precision and F1. The average Precision, Recall, and F1 are 68%, 59%, and 63%, respectively, improving the best F1-baseline RF by 20% on average F1 score.

C. Effects of Main Components

Fig. 3 presents the performances of ISPY and its three variants respectively. We can see that, the F1 performances of ISPY are higher than all three variants in both issue-dialog detection and solution extraction tasks. When compared with ISPY and ISPY-LocalAttn, removing the LocalAttn component will lead to a dramatic decrease of the precision (-35%), recall (-60%), and F1 score (-57%) for the solution-utterance extraction task, as well as a decrease of the precision (-41%), recall (-46%), and F1 score (-46%) for the solution extraction task. This indicates that the local attention mechanism is an essential component to contribute to ISPY's high performance in both detecting issues and extracting solution utterances. The top three charts in Fig. 3 compare the precision, recall, and F1-score of ISPY and its three variants, for the issue-detection task. Compared to ISPY-Heu and ISPY-CNN, ISPY has moderately better precision and F1, and the recalls of all the three remain very close. It is because that, the contextual information is quite effective in retrieving all the positive-truth instances back for this task, while the other two components

mainly contribute to filter the negative-truth instances out, thus can further improve precision. The bottom three charts in Fig. 3 compare the precision, recall, and F1-score of ISPY and its three variants, for the solution-extraction task. Compared to ISPY-Heu and ISPY-CNN, ISPY has moderately better precision, recall, and F1.

Answering RQ3: The textual feature extractor, heuristic attribute extractor, and content feature extractor adopted by ISPY are helpful for extracting issue-solution pairs, while the contextual feature extractor provides a more significant contribution to the effectiveness of ISPY than others.

VI. AN APPLICATION STUDY OF ISPY

Experiments in Section V have shown the performances of our approach. In this section, we conduct an application study to further demonstrate the usefulness of our approach.

Procedure. We apply ISPY on live chat data from three new communities: Materialize, Springboot, and WebPack (note that these are different from our studied communities). According to the issue-solution pairs extracted from the three communities, we manually inspect their recently unanswered questions on Stack Overflow, and provide potential solutions correspondingly. First, we crawl the recent (January 2018 to April 2021) live chats of three new communities. Second, we apply ISPY to disentangle the live chats into about 21K dialogs, and generate a dataset with over 9K issue-solution pairs. Because all live chats are historical data, we cannot directly evaluate the usefulness of ISPY with the original developers who inquired about the issue. As an alternative, we investigate the usefulness of ISPY by sharing the discovered solutions to developers facing similar issue on Stack Overflow. Specifically, we employ four Ph.D. students to inspect the recent, unanswered questions in these three communities on Stack Overflow. When finding unanswered issues that have been discussed in live chats, we post the corresponding solutions as potential answers.

Results. Table IV summarizes the results from this application study (More details can be found in our website). The “Contribution Type” column shows how ISPY’s solutions contribute to the Stack Overflow. There are three types of contribution: “*Accepted Answer*” means that ISPY’s solution has been adopted as the best answer. “*Potential Answer*”

TABLE IV: The statistics of ISPY’s contribution on answering questions for Stack Overflow.

Contribution Type	#	QID (#ans)
Accepted Answer	6	67201337(1), 67086241(1), 67101118(1), 67047528(1), 66899397(1), 67150784(2)
Potential Answer	19	61529948(1), 65619783(1), 63620416(1), 66383230(1), 57543742(1), 49303635(1), 51042100(1), 39653049(1), 65877801(1), 64455428(1), 59282213(2), 59073683(2), 63190114(2), 50233325(2), 56158365(2), 60062706(3), 42130187(3), 38848742(4), 47974757(5)
Comment	1	66378139(2)
Total		26

means that ISPY’s solution is listed as a potential answer, but there is no feedback from the question asker yet. “*Comment*” means that ISPY’s solution contributes as a comment while other’s answer got accepted. “QID” refers to question ID on Stack Overflow, and “#ans” refers to the total number of posted answers for the question. Overall, ISPY helps with 26 unanswered issues, and there are 6 solutions that have been accepted as the best answers. Fig. 5 presents an example of resolved issue posted on Stack Overflow. We can see that, ISPY can expedite the resolving process of “BuildProperties” issue by providing a workable solution. Specifically, ISPY can provide the unanswered issues with brief root causes (e.g., 57543742), reference documentation (e.g., 59282213), detailed guidelines (e.g., 66868053), etc. ISPY can also provide timely responses to answer-hungry issues. For example, there are 15/26 questions that have no answer at first, and ISPY’s solutions sever as their only answers (see red questions with #ans=1 in Table IV).

Summing up, ISPY helps with unanswered issues on Stack Overflow, and there are 6/26 solutions that have been accepted as best answers. The results explicitly show that ISPY can promote knowledge sharing and expedite issue-resolving process.

VII. DISCUSSION AND FUTURE WORK

A. Usage Scenario

Serving potential answers. Despite the success of technical Q&A sites such as Stack Overflow, the answer-hungry problem remains a challenging issue for these forums [50]. The mined issue-solution pairs could serve as a knowledge base that can be potentially integrated with, and provide queried information to these Q&A forums. When users ask issues similar to what people have discussed on community chats, the corresponding solutions could be automatically retrieved and recommended as potential answers, relieving the answer-hungry problem to a large extent. On the other hand, the extracted issue-solution pairs are also useful for boosting the automation Q&A in the community live chats by recommending similar questions and corresponding discussions.

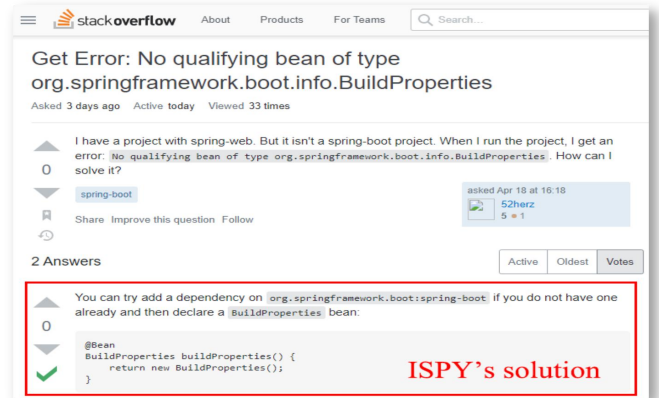


Fig. 5: An example of “BuildProperties” issue resolved by ISPY’s solution on Stack Overflow

Boosting developers’ profiles. Developers who often provide solutions in community chats may have certain expert knowledge in particular areas. According to their historical answers in live chats, the issue-solution pairs extracted can be further used to recommend or assign appropriate respondents to answer questions. Researchers could also find out which modules or functionalities that the developers are familiar with by analyzing the issue topics that developers have been addressed. Thus, researchers could utilize that information to enhance crowd-sourcing tasks, such as code reviewer recommendation [51], [52] and issue triage [53], [54].

Highlighting unresolved issues. Our approach can effectively find issue-solution pairs from live chats. It can also find issues where their solutions are empty. Such issues are likely to be the unresolved issues spotted in live chats but are not reported to the project repositories (such as Github). It is valuable to make the community notice them, e.g., directly push the unresolved issues to the code repository. Otherwise, they are likely to be buried in the massive live chats, and the team might miss the opportunity to fix them in time. Therefore, a side effect of our approach is to help highlight unresolved issues buried in community live chats.

Augmenting Organization/Community Knowledge Base. ISPY can augment the knowledge base of organizations or communities by including discovered issue-solution pairs from group live chats in an automatic and just-in-time way. Moreover, existing technologies such as ontology [55] and semantic web [56] can be more effective to support information inquiring and sharing across platforms.

B. Where Does ISPY Perform Unsatisfactorily

Case 1: Handling dialogs with an issue description utterance lagging behind. ISPY use the dialog head (all the utterances posted by the dialog initiator before any reply) as the input of our issue model, with the assumption that the dialog initiators are likely to express the issues at the beginning. However, we find that dialog initiators occasionally lag their issue description behind. Here is an example, we can see that, the issue description appears in the u_{b2} utterance, beyond the scope of the dialog head. In such cases, ISPY cannot accurately detect issues. In the future, we plan to dynamically extend the scope of the dialog head, so that the lagging issue descriptions can be included.

```
( $u_h$ ) <A> Good Morning, trying to figure out how to create
the DataProvider<DataSetIterator>. [Dialog Head]
( $u_{b1}$ ) <B> Go ahead, no need for greeting!
( $u_{b2}$ ) <A> [incorrect.] incorrect. How to create the
DataProvider from a RecordReaderDataSetIterator? [Issue
description]
```

Case 2: Representing different confidence levels on extracted solutions. When discussing issues in community live chats, developers who post the issues often give feedbacks about the solutions provided by their peers at the end. For example, we find that some typical feedbacks are: “It works.”, “The issue is fixed.”, “Figured it out.”, etc. These feedbacks can indicate different confidence levels of the corresponding solution: *Confirmed* and *Candidate*. “Confirmed” refers to the

solution that has been proved to work by the initiator, and “Candidate” refers to the solution that has the potential to resolve the issue. In the future, we plan to refine the extracted solutions by providing different confidence levels as well.

Case 3: Differentiating solutions involving version numbers. From the usefulness evaluation results (Table IV), we notice that the question “66378139” did not select ISPY’s solution as its best answer. This is because that the ISPY’s solution is extracted from the dialog discussing the similar issue in Spring Boot 3.0.0 while the posted issue is related to Spring Boot 2.4.3. Thus, the solution might not be completely suitable. In the future, we plan to address this issue by linking each issue-solution pair to its corresponding version for better application.

Case 4: Enhancing smoothness when combining solution. We directly combine the predicted solution utterances according to their chronological orders as the solution. For the predicted utterances that are not consecutive in the original dialog, logical gaps exist between them. Thus, it may reduce the readability of ISPY’s solutions. In the future, we would like to improve the readability of the extracted solutions by leveraging language models [57].

C. Threats to Validity

The first threat is the generalizability of the proposed approach. It is only evaluated on eight open-source projects, which might not be representative of closed-source projects or other open-source projects. The results may be different if the model is applied to other projects. However, our dataset comes from eight different fields. The variety of projects relatively reduce this threat.

The second threat may come from the results of dialog disentanglement. The accuracy of disentangled dialog has an impact on our results. To reduce the threat, we employed the state-of-the-art technique proposed by Kummerfeld et al. [24], which outperforms previous studies by achieving 74.9% precision and 79.7% recall. Therefore, we believe this can serve as a good foundation for our study on mining issue-solution pairs.

The third threat relates to the construct of our approach. First, we hypothesize that issue description is likely to appear in dialog head, which is occasionally incorrect in certain cases. Second, we do not add version information to issue-solution pairs, which may result in recommending inappropriate solutions. To alleviate the threat, we thoroughly analyzed where our approach performs unsatisfactorily in section VII, and planned future work for improvement. Third, the dataset used for the training of the approach includes 750 dialogs and 171 issue-solution pairs from eight Gitter communities, which is not quite large. To avoid the risks of overfitting, we combined dropout with early stopping when training. We observed that the training convergences were achieved at epoch 10-15, and the performance could not be better even more data is given for training.

The fourth threat relates to the suitability of evaluation metrics. We utilize precision, recall, and F1 to evaluate the

performance. We use the dialog labels and utterance labels manually labeled as ground truth when calculating the performance metrics. The threats can be largely relieved as all the instances are reviewed with a concluding discussion session to resolve disagreement in labels based on majority voting.

VIII. RELATED WORK

Knowledge Extraction from Developer Conversations.

Recently, more and more work has realized that community chat plays an increasingly significant role in software development, and chat messages are a rich and untapped source for valuable information about the software system [1], [3], [58]. There are several studies focusing on extracting knowledge from developer conversations. Di Sorbo et al. [46] proposed a taxonomy of intentions to classify sentences in developer mailing lists. Huang et al. [44] addressed the deficiencies of Di Sorbo et al’s taxonomy by proposing a convolution neural network (CNN)-based approach. Qu et al. [28] utilized classic machine learning methods to perform user intent prediction with an average F1 of 0.67. Shi et al. [59] proposed an approach to detect feature-request dialogues from developer chat messages via a deep siamese network. Rodeghero et al. [60] presented a technique for automatically extracting information relevant to user stories from recorded conversations. Chowdhury and Hindle [61] filtered out off-topic discussions in programming IRC channels by engaging Stack Overflow discussions as positive examples and YouTube video comments. The findings of previous work motivate the work presented in this paper. Our study is different from the previous work as we focus on extracting issue-solution pairs from massive chat messages that would be important and valuable information for OSS developers to check and fix issues. In addition, our work complements the existing studies on knowledge extraction from developer conversations.

Emerging Issue Detection. Detecting emerging issues from user feedback timely and precisely is vital for developers to update their applications. Most current work focuses on detecting the emerging issues from short-text social media (e.g., Twitter and Google Play), and determining the emerging issues based on traditional anomaly detection methods. For example, Guo et al. [42] proposed a method for extracting and synthesizing user-reported mini-stories regarding app problems from reviews. Vu et al. [62] detected emerging issues and trends by counting negative keywords based on Google Play. Since the single words might be ambiguous without contexts, their follow-up work [63] proposed a phrase-based clustering approach that relied on manual validation of part-of-speech (PoS) sequences. Gao et al. [64] presented a topic labeling approach, named IDEA, to automatically detect emerging issues of current versions based on statistics of previous versions. Due to the inborn limitations of topic modeling, such as the predefined topic numbers, their follow-up work [65] introduced DIVER which incorporated depth-first pattern mining with version and time-based comparisons. Most of these methods focus on detecting emerging issues embedding in short-text social media, while our approach

targets to automatically extract issues with their potential solutions (if exists) from community chats, complementing the existing studies on a novel source. In addition, our approach can not only detect emerging issues in community chat, but also extract relevant solutions with resolved issues for reuse purposes, aiming to expedite the issue resolving process.

Community-based question and answer extraction. Generating large-scale technical question-answer pairs is critical for contributing knowledge that can facilitate software development activities. Existing studies are designed to find questions and corresponding answers from synchronous conversations, i.e., mailing lists and forums. Shrestha et al. [66] first trained a set of if-then rules to predict questions in email messages, and another set of if-then rules to predict corresponding answers based on features of texts. Huang et al. [67] presented an approach for extracting high-quality <thread-title, reply> pairs from online forums based on SVM classifier and content-quality ranking. Cong et al. [68] proposed a sequential pattern-based classification method to detect questions in a forum thread, and a graph-based propagation method to detect answers for questions in the same thread. Since previous studies extracted only questions in interrogative forms, Kwong et al. [69] extended the scope of questions and answer detection, and pairing to encompass also questioned in imperative and declarative forms. Henß et al. [70] presented an approach to extract FAQs from sources of software development mailing lists automatically. These approaches utilize the characteristics of their corpora and are best fit for their specific tasks, but they limit each of their corpora and tasks, so they cannot directly transform their methods to the task of extracting issue-solution pairs from community chats.

IX. CONCLUSION

In this paper, we propose an approach, named ISPY, to automatically extract issue-solution pairs from development community live chats. ISPY leverages a novel convolutional neural network by incorporating a basic CNN network with 15 heuristic attributes and *Local-Attention* mechanism to handle the characteristics of this task. We build a dataset with 750 dialogs, including 171 issue-solution pairs, and evaluate ISPY on it. The evaluation results show that our approach outperforms both issue-detection baselines and solution-extraction baselines by substantial margins. By applying ISPY, we also automatically generate a dataset with over 30K issue-solution pairs extracted from 11 community live chats, and we utilize the dataset to provide solutions for 26 recent issues posted on Stack Overflow.

ACKNOWLEDGMENTS

We deeply appreciate anonymous reviewers for their constructive and insightful suggestions towards improving this manuscript. This work is supported by the National Key Research and Development Program of China under Grant No. 2018YFB1403400, the National Science Foundation of China under Grant No. 61802374, 62002348, 62072442, 614220920020 and Youth Innovation Promotion Association Chinese Academy of Sciences.

REFERENCES

- [1] P. Chatterjee, K. Damevski, L. Pollock, V. Augustine, and N. A. Kraft, "Exploratory Study of Slack Q&A Chats as a Mining Source for Software Engineering Tools," in *Proceedings of the 16th International Conference on Mining Software Repositories*. IEEE Press, 2019, pp. 490–501.
- [2] P. Chatterjee, M. Kong, and L. L. Pollock, "Finding Help with Programming Errors: An Exploratory Study of Novice Software Engineers' Focus in Stack Overflow Posts," *J. Syst. Softw.*, vol. 159, 2020.
- [3] B. Lin, A. Zagalsky, M. D. Storey, and A. Serebrenik, "Why Developers Are Slacking Off: Understanding How Software Teams Use Slack," in *Proceedings of the 19th ACM Conference on Computer Supported Cooperative Work and Social Computing*, 2016, pp. 333–336.
- [4] E. Shihab, Z. M. Jiang, and A. E. Hassan, "On the Use of Internet Relay Chat (IRC) Meetings by Developers of the GNOME GTK+ Project," in *Proceedings of the 6th International Working Conference on Mining Software Repositories, MSR 2009 (Co-located with ICSE)*, 2009, pp. 107–110.
- [5] E. Shihab, Z. M. Jiang and A. E. Hassan, "Studying the Use of Developer IRC Meetings in Open Source Projects," in *25th IEEE International Conference on Software Maintenance (ICSM 2009)*, 2009, pp. 147–156.
- [6] C. Miller, P. Rodeghero, M. D. Storey, D. Ford, and T. Zimmermann, "How Was Your Weekend?" Software Development Teams Working From Home During COVID-19," *CoRR*, vol. abs/2101.05877, 2021.
- [7] O. Ehsan, S. Hassan, M. E. Mezourar, and Y. Zou, "An Empirical Study of Developer Discussions in the Gitter Platform," *ACM Trans. Softw. Eng. Methodol.*, vol. 30, no. 1, pp. 8:1–8:39, 2021.
- [8] L. Shi, X. Chen, Y. Yang, H. Jiang, Z. Jiang, N. Niu, and Q. Wang, "A First Look at Developers' Live Chat on Gitter," in *ESEC/FSE '21: 29th ACM Joint European Software Engineering Conference and Symposium on the Foundations of Software Engineering, Virtual Event*. ACM, 2021.
- [9] R. Alkadh, T. Lata, E. Guzman, and B. Bruegge, "Rationale in Development Chat Messages: An Exploratory Study," in *Proceedings of the 14th International Conference on Mining Software Repositories, MSR 2017*. IEEE Computer Society, 2017, pp. 436–446.
- [10] R. Alkadh, M. Nonnenmacher, E. Guzman, and B. Bruegge, "How do Developers Discuss Rationale?" in *25th International Conference on Software Analysis, Evolution and Reengineering, SANER 2018*. IEEE Computer Society, 2018, pp. 357–369.
- [11] T. Li, J.-C. Gu, X. Zhu, Q. Liu, Z.-H. Ling, Z. Su, and S. Wei, "DialBERT: A Hierarchical Pre-Trained Model for Conversation Disentanglement," 2020.
- [12] H. Liu, Z. Shi, J.-C. Gu, Q. Liu, S. Wei, and X. Zhu, "End-to-End Transition-Based Online Dialogue Disentanglement," ser. IJCAI '20, 7 2020, pp. 3868–3874.
- [13] J. K. Kummerfeld, S. R. Gouravajhala, J. Peper, V. Athreya, C. Gunasekara, J. Ganhotra, S. S. Patel, L. Polymenakos, and W. S. Lasecki, "A Large-Scale Corpus for Conversation Disentanglement," in *Proceedings of the 57th Annual Meeting of the Association for Computational Linguistics*, July 2019, pp. 3846–3856.
- [14] S. Mehri and G. Carenini, "Chat Disentanglement: Identifying Semantic Reply Relationships with Random Forests and Recurrent Neural Networks," in *Proceedings of the Eighth International Joint Conference on Natural Language Processing (Volume 1: Long Papers)*, Nov. 2017, pp. 615–623.
- [15] T. Yu and S. Joty, "Online Conversation Disentanglement with Pointer Networks," in *Proceedings of the 2020 Conference on Empirical Methods in Natural Language Processing*. Association for Computational Linguistics, Nov. 2020, pp. 6321–6330.
- [16] NLTK, "NLTK," <https://nltk.org/>, 2020.
- [17] Explosion, "Spacy," <https://www.spacy.io/>, 2021.
- [18] O. U. Press, "Abbreviations — Oxford English Dictionary," <https://public.oed.com/>, 2021.
- [19] I. Boutet, M. LeBlanc, J. A. Chamberland, and C. A. Collin, "Emojis influence emotional communication, social attributions, and information processing," *Comput. Hum. Behav.*, vol. 119, p. 106722, 2021. [Online]. Available: <https://doi.org/10.1016/j.chb.2021.106722>
- [20] C. Suman, S. Saha, P. Bhattacharyya, and R. S. Chaudhari, "Emoji helps! A multi-modal siamese architecture for tweet user verification," *Cogn. Comput.*, vol. 13, no. 2, pp. 261–276, 2021. [Online]. Available: <https://doi.org/10.1007/s12559-020-09715-7>
- [21] M. Popel and D. Mareček, "Perplexity of n-Gram and Dependency Language Models," vol. 6231, 03 2010, pp. 173–180.
- [22] Baidu, "Baidu AI Cloud," <https://intl.cloud.baidu.com/>, 2021.
- [23] R. Józefowicz, O. Vinyals, M. Schuster, N. Shazeer, and Y. Wu, "Exploring the Limits of Language Modeling," *CoRR*, vol. abs/1602.02410, 2016.
- [24] J. K. Kummerfeld, S. R. Gouravajhala, J. Peper, V. Athreya, C. Gunasekara, J. Ganhotra, S. S. Patel, L. Polymenakos, and W. S. Lasecki, "A Large-Scale Corpus for Conversation Disentanglement," in *Proceedings of the 57th Annual Meeting of the Association for Computational Linguistics (Volume 1: Long Papers)*.
- [25] J. Devlin, M. Chang, K. Lee, and K. Toutanova, "BERT: Pre-training of Deep Bidirectional Transformers for Language Understanding," *CoRR*, vol. abs/1810.04805, 2018.
- [26] H. Tayyar Madabushi, E. Kochkina, and M. Castelle, "Cost-Sensitive BERT for Generalisable Sentence Classification on Imbalanced Data," in *Proceedings of the Second Workshop on Natural Language Processing for Internet Freedom: Censorship, Disinformation, and Propaganda*. Association for Computational Linguistics, Nov. 2019, pp. 125–134.
- [27] C. Sun and Z. Yang, "Transfer Learning in Biomedical Named Entity Recognition: An Evaluation of BERT in the PharmaCoNER task," in *Proceedings of The 5th Workshop on BioNLP Open Shared Tasks*. Association for Computational Linguistics, Nov. 2019, pp. 100–104.
- [28] C. Qu, L. Yang, W. B. Croft, Y. Zhang, J. Trippas, and M. Qiu, "User Intent Prediction in Information-seeking Conversations," in *CHIR '19*, 2019.
- [29] Y. Kim, "Convolutional Neural Networks for Sentence Classification," *arXiv preprint arXiv:1408.5882*, 2014.
- [30] A. Krizhevsky, I. Sutskever, and G. E. Hinton, "Imagenet Classification with Deep Convolutional Neural Networks," in *Advances in neural information processing systems*, 2012, pp. 1097–1105.
- [31] G. Salton and C. Buckley, "Term-weighting Approaches in Automatic Text Retrieval," *Information Processing & Management*, vol. 24, no. 5, pp. 513–523, 1988.
- [32] M. Kusner, Y. Sun, N. Kolkin, and K. Weinberger, "From Word Embeddings to Document Distances," in *International conference on machine learning*. PMLR, 2015, pp. 957–966.
- [33] D. Bahdanau, K. Cho, and Y. Bengio, "Neural Machine Translation by Jointly Learning to Align and Translate," *CoRR*, vol. abs/1409.0473, 2015.
- [34] A. Vaswani, N. Shazeer, N. Parmar, J. Uszkoreit, L. Jones, A. N. Gomez, u. Kaiser, and I. Polosukhin, "Attention is All You Need," in *Proceedings of the 31st International Conference on Neural Information Processing Systems*, ser. NIPS'17. Red Hook, NY, USA: Curran Associates Inc., 2017, p. 6000–6010.
- [35] Google, "Gitter," <https://gitter.im/>, 2020.
- [36] Google, "Slack," <https://slack.com/>, 2020.
- [37] Gitter, "REST API," <https://developer.gitter.im/docs/rest-api>, 2020.
- [38] C. Robert, "Machine Learning, a Probabilistic Perspective," *CHANCE*, vol. 27, pp. 62–63, 04 2014.
- [39] A. McCallum, K. Nigam *et al.*, "A Comparison of Event Models for Naive Bayes Text Classification," in *AAAI-98 workshop on learning for text categorization*, vol. 752, no. 1. Citeseer, 1998, pp. 41–48.
- [40] A. Liaw, M. Wiener *et al.*, "Classification and Regression by Random-Forest," *R news*, vol. 2, no. 3, pp. 18–22, 2002.
- [41] G. Ke, Q. Meng, T. Finley, T. Wang, W. Chen, W. Ma, Q. Ye, and T.-Y. Liu, "Lightgbm: A Highly Efficient Gradient Boosting Decision Tree," in *Advances in Neural Information Processing Systems*, 2017, pp. 3146–3154.
- [42] H. Guo and M. P. Singh, "Caspar: Extracting and Synthesizing User Stories of Problems from App Reviews," in *ICSE '20: 42nd International Conference on Software Engineering*. ACM, 2020, pp. 628–640.
- [43] H. Guo, "Stories in App Reviews," <https://hguo5.github.io/Caspar/>, 2020.
- [44] Q. Huang, X. Xia, D. Lo, and G. C. Murphy, "Automating Intention Mining," *IEEE Transactions on Software Engineering*, vol. PP, no. 99, pp. 1–1, 2018.
- [45] S. Haykin, *Neural Networks: A Comprehensive Foundation (3rd Edition)*. Neural Networks: A Comprehensive Foundation (3rd Edition), 1998.
- [46] A. D. Sorbo, S. Panichella, C. A. Visaggio, M. D. Penta, G. Canfora, and H. C. Gall, "Development Emails Content Analyzer: Intention Mining in Developer Discussions (T)," in *30th IEEE/ACM International Conference on Automated Software Engineering, ASE 2015*. IEEE Computer Society, 2015, pp. 12–23.

- [47] s.e.a.l., “UZH-s.e.a.l.-Development Emails Content Analyzer (DECA),” <https://www.ifi.uzh.ch/en/seal/people/panichella/tools/DECA.html>, 2017.
- [48] C. Qu, L. Yang, W. B. Croft, J. Trippas, Y. Zhang, and M. Qiu, “Analyzing and Characterizing User Intent in Information-seeking Conversations,” in *SIGIR '18*, 2018.
- [49] J. Pennington, R. Socher, and C. Manning, “Glove: Global Vectors for Word Representation,” vol. 14, 01 2014, pp. 1532–1543.
- [50] Z. Gao, X. Xia, D. Lo, and J. Grundy, “Technical Q&A Site Answer Recommendation via Question Boosting,” *ACM Trans. Softw. Eng. Methodol.*, vol. 30, no. 1, pp. 11:1–11:34, 2021.
- [51] S. Rebai, A. Amich, S. Molaei, M. Kessentini, and R. Kazman, “Multi-objective Code Reviewer Recommendations: Balancing Expertise, Availability and Collaborations,” *Autom. Softw. Eng.*, vol. 27, no. 3, pp. 301–328, 2020.
- [52] M. B. Zanjani, H. H. Kagdi, and C. Bird, “Automatically Recommending Peer Reviewers in Modern Code Review,” *IEEE Trans. Software Eng.*, vol. 42, no. 6, pp. 530–543, 2016.
- [53] R. Almhana and M. Kessentini, “Considering Dependencies between Bug Reports to Improve Bugs Triage,” *Autom. Softw. Eng.*, vol. 28, no. 1, p. 1, 2021.
- [54] I. Alazzam, A. AlEroud, Z. A. Latifah, and G. Karabatis, “Automatic Bug Triage in Software Systems Using Graph Neighborhood Relations for Feature Augmentation,” *IEEE Trans. Comput. Soc. Syst.*, vol. 7, no. 5, pp. 1288–1303, 2020.
- [55] S. Staab and R. Studer, “Handbook on Ontologies,” *international handbooks on information systems*, vol. 2, pp. 227–255, 2004.
- [56] G. Antoniou and F. H. Van, *A Semantic Web primer*. A Semantic Web primer, 2004.
- [57] Y. Sun, S. Wang, Y. Li, S. Feng, and H. Wang, “ERNIE 2.0: A Continual Pre-Training Framework for Language Understanding,” *Proceedings of the AAAI Conference on Artificial Intelligence*, vol. 34, no. 5, pp. 8968–8975, 2020.
- [58] P. Chatterjee, K. Damevski, N. A. Kraft, and L. L. Pollock, “Software-related Slack Chats with Disentangled Conversations,” in *MSR '20: 17th International Conference on Mining Software Repositories*. ACM, 2020, pp. 588–592.
- [59] L. Shi, M. Xing, M. Li, Y. Wang, S. Li, and Q. Wang, “Detection of Hidden Feature Requests from Massive Chat Messages via Deep Siamese Network,” in *ICSE '20: 42nd International Conference on Software Engineering*. ACM, 2020, pp. 641–653.
- [60] G. Cong, L. Wang, C. Lin, Y. Song, and Y. Sun, “Finding Question-answer Pairs from Online Forums,” in *Proceedings of the 31st Annual*
- [60] P. Rodeghero, S. Jiang, A. Armaly, and C. McMillan, “Detecting User Story Information in Developer-client Conversations to Generate Extractive Summaries,” in *Proceedings of the 39th International Conference on Software Engineering, ICSE 2017*. IEEE / ACM, 2017, pp. 49–59.
- [61] S. A. Chowdhury and A. Hindle, “Mining StackOverflow to Filter out Off-topic IRC Discussion,” pp. 422–425, 2015.
- [62] P. M. Vu, T. T. Nguyen, H. V. Pham, and T. T. Nguyen, “Mining User Opinions in Mobile App Reviews: A Keyword-Based Approach (T),” in *30th IEEE/ACM International Conference on Automated Software Engineering, ASE 2015*. IEEE Computer Society, 2015, pp. 749–759.
- [63] P. M. Vu, H. V. Pham, T. T. Nguyen, and T. T. Nguyen, “Phrase-based Extraction of User Opinions in Mobile App Reviews,” in *Proceedings of the 31st IEEE/ACM International Conference on Automated Software Engineering, ASE 2016*. ACM, 2016, pp. 726–731.
- [64] C. Gao, J. Zeng, M. R. Lyu, and I. King, “Online App Review Analysis for Identifying Emerging Issues,” in *Proceedings of the 40th International Conference on Software Engineering, ICSE 2018*. ACM, 2018, pp. 48–58.
- [65] C. Gao, W. Zheng, Y. Deng, D. Lo, J. Zeng, M. R. Lyu, and I. King, “Emerging App Issue Identification from User Feedback: Experience on WeChat,” in *Proceedings of the 41st International Conference on Software Engineering: Software Engineering in Practice, ICSE (SEIP) 2019*. IEEE / ACM, 2019, pp. 279–288.
- [66] L. Shrestha and K. R. McKeown, “Detection of Question-Answer Pairs in Email Conversations,” in *COLING 2004, 20th International Conference on Computational Linguistics, Proceedings of the Conference*, 2004.
- [67] J. Huang, M. Zhou, and D. Yang, “Extracting Chatbot Knowledge from Online Discussion Forums,” in *IJCAI 2007, Proceedings of the 20th International Joint Conference on Artificial Intelligence*, 2007, pp. 423–428. *International ACM SIGIR Conference on Research and Development in Information Retrieval, SIGIR 2008*. ACM, 2008, pp. 467–474.
- [69] H. Kwong and N. Yorke-Smith, “Detection of Imperative and Declarative Question-answer Pairs in Email conversations,” *AI Commun.*, vol. 25, no. 4, pp. 271–283, 2012.
- [70] S. Henß, M. Monperrus, and M. Mezini, “Semi-automatically Extracting FAQs to Improve Accessibility of Software Development Knowledge,” in *34th International Conference on Software Engineering, ICSE 2012*. IEEE Computer Society, 2012, pp. 793–803.