

# The concept of class invariant in object-oriented programming

BERTRAND MEYER, Schaffhausen Institute of Technology and Eiffel Software, Switzerland

ALISA ARKADOVA, University of Toulouse, France

ALEXANDER KOGTENKOV, Schaffhausen Institute of Technology and Eiffel Software, Switzerland

ALEXANDR NAUMCHEV, Schaffhausen Institute of Technology, Switzerland

Class invariants — consistency constraints preserved by every operation on objects of a given type — are fundamental to building and understanding object-oriented programs. They should also be a key help in verifying them, but turn out instead to raise major verification challenges which have prompted a significant literature with, until now, no widely accepted solution. The present work introduces a general proof rule meant to address invariant-related issues and allow verification tools benefit from invariants.

It first clarifies the notion of invariant and identify the three problems: callbacks, furtive access and reference leak. As an example, the 2016 Ethereum DAO bug, in which \$50 million were stolen, resulted from a callback invalidating an invariant.

The discussion starts with a “Simple Model” and an associated proof rule, demonstrating its soundness. It then removes one by one the three assumptions of the Simple Model, each removal bringing up one of the three issues, and introduces the corresponding adaptation to the proof rule. The final version of the rule can tackle tricky examples, including “challenge problems” listed in the literature.

## ACM Reference Format:

Bertrand Meyer, Alisa Arkadova, Alexander Kogtenkov, and Alexandr Naumchev. 2021. The concept of class invariant in object-oriented programming. 1, 1 (October 2021), 26 pages. <https://doi.org/10.1145/nnnnnnn.nnnnnnn>

## 1 CLASS INVARIANTS

The concept of invariant, denoting a property preserved by various operations, plays an important role in many areas of science, particularly mathematics and physics. Computing is no exception. Invariants arise on both sides of the basic computing duality: algorithms and data. For algorithms, the verification of loops relies on the notion of loop invariant, a property obtained upon loop initialization then preserved by every subsequent iteration [18]. For data, reasoning on data structures relies on the notion of class invariant, obtained upon object creation then preserved by every subsequent operation on an object — the subject of this article.

Class invariants exist because the values, or “fields”, making up objects are in general not arbitrary but constrained by consistency properties. In an object representing a company, assets equal equity plus liabilities (“accounting equation” [52]). Every operation must preserve this property: if it modifies (say) the equity field, it must update at least one of the other two to restore it.

---

Authors’ addresses: Bertrand Meyer, [Bertrand.Meyer@inf.ethz.ch](mailto:Bertrand.Meyer@inf.ethz.ch), Schaffhausen Institute of Technology and Eiffel Software, Switzerland; Alisa Arkadova, [alisa.arkadova@univ-tlse3.fr](mailto:alisa.arkadova@univ-tlse3.fr), University of Toulouse, France; Alexander Kogtenkov, [kwaxer@mail.ru](mailto:kwaxer@mail.ru), Schaffhausen Institute of Technology and Eiffel Software, Switzerland; Alexandr Naumchev, [an@sit.org](mailto:an@sit.org), Schaffhausen Institute of Technology, Switzerland.

---

Permission to make digital or hard copies of all or part of this work for personal or classroom use is granted without fee provided that copies are not made or distributed for profit or commercial advantage and that copies bear this notice and the full citation on the first page. Copyrights for components of this work owned by others than ACM must be honored. Abstracting with credit is permitted. To copy otherwise, or republish, to post on servers or to redistribute to lists, requires prior specific permission and/or a fee. Request permissions from [permissions@acm.org](mailto:permissions@acm.org).

© 2021 Association for Computing Machinery.

XXXX-XXXX/2021/10-ART \$15.00

<https://doi.org/10.1145/nnnnnnn.nnnnnnn>

In object-oriented (OO) programming, which structures programs based on the types of their data, or classes, the property will be part of the invariant for the corresponding COMPANY class, part of its contract [35], [36]. Each operation of the class, in addition to its own contract — assuming its precondition on entry, ensuring its postcondition on exit — must preserve the invariant, “and”-ed in effect to both its pre- and postconditions. Verification of OO programs relies on these rules.

This basic idea is straightforward, captured by a Groucho Marx quip from a cult scene in the movie *A Night at the Opera* [32]: “*That’s in EVERY contract: it’s called a sanity clause*”. The class invariant is this “sanity clause”. It yields a “Simple Model” with a simple verification rule and proof of soundness (section 2). Unfortunately, the power of OO programming threatens this simplicity. Three phenomena break the Simple Model: **callbacks**, which can find an object in an inconsistent state (not satisfying the invariant); other forms of “**furtive access**” to objects temporarily inconsistent; and references (or pointers), which may render an object inconsistent through operations on *other* objects — **reference leak**. These difficulties put the soundness of the notion of class invariant into question, seeming to justify Chico Marx’s final retort in the scene: “*There ain’t no sanity clause*”. This article introduces remedies for all three issues, restoring the faith in a sanity clause.

In the rich literature on this topic, the emphasis is often on “methodologies” to handle invariants. This article focuses on devising a **proof rule**, in the tradition of axiomatic semantics, for reasoning about programs and proving them correct. A distinctive feature of this work is that it imposes **no annotations** on programmers. Many existing approaches require the addition of special verification elements, such as type ownership annotations or “wrap/unwrap” instructions. Such requirements impose a heavy burden on programmers, including the need for special training, and should be avoided. Other contributions include:

- A **theoretical analysis** of the invariant concept, with a **classification of the issues**, not always separated in the literature, and a general **OO computation model**.
- A novel use of **information hiding mechanisms**.
- A correctness condition: objects must **satisfy their own invariants** before a qualified call.
- A simple solution to the tricky issue of **reference leak**, non-optimal but easy to implement in a prover (along with a more general solution which is harder to integrate in a modular tool).
- **Proofs of soundness** for the techniques described.

The discussion does not immediately introduce the proof rule but starts with a simple version and its soundness proof, then refines them by removing the simplifying assumptions one by one. The intent is to take the reader through the reasoning path that explains both the specifics of OO programming and the underlying formal rules.

## 2 THE SIMPLE MODEL

In a form of OO programming made more tractable through simplifying assumptions, which we call the Simple Model, the idea of class invariant and its application to verification are straightforward. (Subsequent sections drop the assumptions one by one.) The run-time data structure (“heap”) consists of a number of objects, which we consider after all have been initialized. One of them is the “current object”, denoted as Current (it is called “this” in Java and some other languages). Each execution step is either:

- An internal operation, which only affects the state of the current object. An example is an assignment modifying one of its fields.
- An external operation, which triggers a routine on another object. (Routines are the operations on objects and are also called “methods”.) That object becomes current for the duration of the routine’s execution. In usual OO notation, this external operation is a “qualified call”  $x.r(a)$ ,

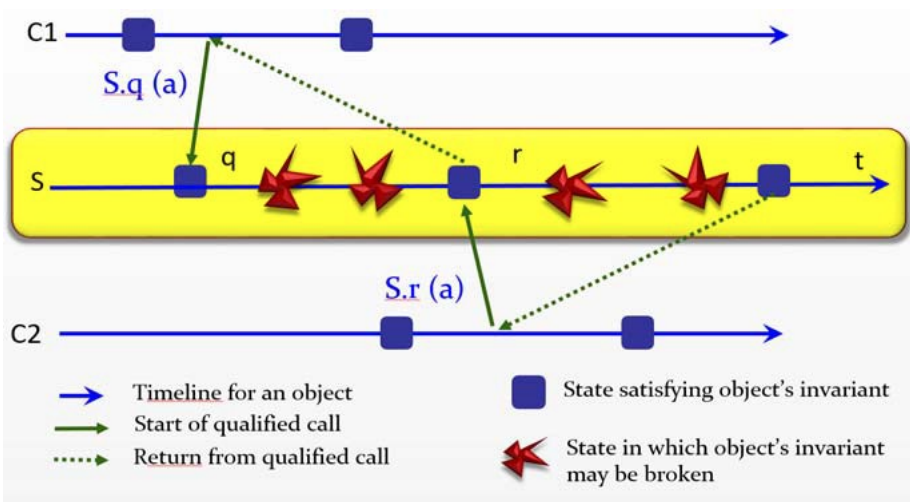


Fig. 1. OO computation model

where  $x$  denotes the target object (the one that will become current for the duration of the execution of the routine  $r$ ), and  $a$  the optional list of arguments.

The figure focuses on the history, highlighted, of an object  $S$  (“supplier”).  $S$  executes routines  $q, r, \dots$  as a result of qualified calls coming from other objects such as  $C1$  and  $C2$  (“clients”). In the case shown,  $C1$  calls  $q$  on  $S$ , and at some later time  $C2$  calls  $r$  on  $S$ .

Execution starts with a “root” object, the first “current”. As a result of qualified calls, other objects become current. We will call “active” the objects that, at any time, have started but not yet completed a qualified call; they include the root and the current object. (Active objects are the targets of the calls on the call chain.)

Each object has an invariant. (The “class invariant” is defined for a class; its application at run time to a given object, in OO programming an instance of a class, is the “object invariant”.) As illustrated on the previous page, the lifecycle of every object consists of transitions between “consistent” states (represented by squares), each resulting from a qualified routine call. The routine can execute:

- Internal operations which (as illustrated by the red icons), can break the invariant. Such violations, making the object temporarily inconsistent, are acceptable, in fact inevitable; what counts is that at the end of the call the invariant holds again.
- Qualified calls to other objects, as illustrated for  $C1$  and  $C2$ .

Among the instructions that a routine can execute between two consistent states is the unqualified routine call, generally written  $r(a)$  where  $r$  is a routine of the class. (Compare to  $x.r(a)$ , a qualified call.) This instruction applies to the current object only. It can simply be understood (“inlined”) as the sequence of instructions making up the body of  $r$  (taking possible recursion into account). These instructions can in turn be internal or external (qualified calls); the important property here (often misunderstood) is that an unqualified call is not constrained by the invariant. The export status of  $r$  – which could be private (secret) or public (exported) – does not matter: what counts is whether the call is qualified,  $x.r(a)$ , or unqualified,  $r(a)$ . (In this respect there is a slight difference between  $r(a)$  and **Current**. $r(a)$ : while they execute the same code, the second one is constrained by the invariant, the first is not. Writing **Current**. $r(a)$  is not useful by itself, but  $x$  in  $x.r(a)$  might at run time denote the current object.)

Invariants in the Simple Model satisfy the following property:

**Invariant Hypothesis**  
At the start of every qualified call, the class invariant will hold.

This article is devoted to identifying the rules to guarantee the Invariant Hypothesis.

The Invariant Hypothesis enables both program construction and software construction to rely on the class invariant. Without it, the invariant would only be a clause repeated explicitly in the pre- and postconditions of every routine. Instead, we state the invariant INV at the level of the class and show that every routine that can be used in a qualified call preserves it. Having also shown that every constructor (creation procedure) ensures it, we deduce that it holds in every state before and after a qualified call.

Without the Invariant Hypothesis, clients using a class would be subject to what may be called the **Scandalous Obligation (SO)**: the burden of having to establish  $x.INV$  prior to any call  $x.r(a)$ .

The idea behind the Hypothesis is the same as in mathematical induction (of which reasoning with invariants, whether class invariants or loop invariants, is an application to computing). The caller executing  $x.r(a)$ :

- Should never have to worry about obtaining  $x.INV$  on entry (as this property has been ensured then preserved by previous operations); that is, should be spared the Scandalous Obligation.
- Should always be able to rely on  $x.INV$  on exit (as re-establishing this sanity clause is part of the contract of  $r$ ).

More formally, assuming that the initial state of objects is consistent (8.1 will cover initialization), proving the correctness of a class means proving, for every exported routine, the property

$$\{Pre(f) \wedge INV\} r(f) \{Post(f) \wedge INV\}$$

--- Invariant Preservation Property (IPP)

a “Hoare triple” (of the form  $\{P\} A \{Q\}$ , meaning that executing  $A$  in a state satisfying  $P$  will yield one satisfying  $Q$ ), where  $f$  is the formal arguments of the routine,  $r(f)$  its body (which typically works on  $f$ ),  $Pre(f)$  and  $Post(f)$  its pre-  $r$  and  $Post(f)$  its postconditions.

The Invariant Hypothesis means (as explained in more detail in section 4) that having proved this property for  $r$ , once and for all, we can deduce, for every qualified call, the property

$$\{x.Pre(a)\} x.r(a) \{x.Post(a) \wedge x.INV\}$$

where  $a$  denotes the actual arguments of the call. Essential here is the **absence** of  $x.INV$  on the left: if we had to establish  $x.INV$  prior to the call, we would fall prey to the Scandalous Obligation and lose the induction-like benefits of invariants.

The goal of a theory of class invariants is to solidify the “belief in a sanity clause”. The ability to omit  $x.INV$  on the left side of the above rule for qualified calls. The Simple Model satisfies this goal thanks to three assumptions:

**Assumptions in the Simple Model**

[S1] There is no callback.

[S2] Every routine usable in a qualified call preserves the class invariant.

[S3] Every object invariant is a function of the object’s fields.

A “callback” is a qualified call whose target is active (it is in the call chain). Exclusion of callbacks rules out a call **Current.u(a)** since the current object is active. The second assumption expresses the invariant concept: for every call  $x.r(a)$  the implementation of the routine  $r$  will have been

proven to satisfy the IPP  $\{\text{INV}\} r (f)\{\text{INV}\}$ , ignoring pre- and postconditions). The third assumption excludes any invariant clause of the form  $x.\text{some\_property}$  where  $x$  is a reference to another object: the invariant depends on the fields of a single object. The Simple Model Theorem, proved in section 4, expresses that the Simple Model satisfies the Invariant Hypothesis.

### 3 THREATS TO THE SANITY CLAUSE

In the world of real OO programming, three phenomena challenge the properties of the Simple Model: callbacks, furtive access and reference leak. They are of a different nature (although sometimes commingled in the literature) and subject to different remedies. Each results from renouncing one of the assumptions of the Simple Model. Callbacks and furtive access are closely related; reference leak is of a different nature, arising from the use of references to objects in OO programming and the resulting possibility of aliasing.

**Callback:** if we drop assumption S1, the routine of a qualified call (such as  $q$  in the call  $S.q(a)$ , executed on behalf of  $C1$ ) may execute another qualified call whose target is also the target of the first one (a call  $C1.v(x)$ ). Then the execution may find that object (here  $C1$ ) in an inconsistent state. The callback can be indirect (to a caller's caller and so on up the call chain).

**Furtive access:** while normally every routine  $r$  in a call  $x.r(a)$  must preserve the invariant, it is often necessary in practice, as an intermediate step, to allow a call to a utility routine that does not, violating S2. This scheme can break the Invariant Hypothesis.

**Reference leak:** if we drop S3 (*invariant locality*), the invariant of an object  $A$  may involve a property of another object  $B$ , to which  $A$  holds a reference. Then even though every operation on  $A$  preserves  $A$ 's invariant, an operation on  $B$  may invalidate it.

#### 3.1 The marriage example

A simple example, introduced in [37], is subject to all three issues. (Other examples appear in section 9.) It involves a single class `PERSON` and a single routine of interest, `marry`. The class has attributes

```
spouse: detachable PERSON
is_married: BOOLEAN
```

(where `spouse` is `detachable` as it can be `Void`), and the invariant

```
distinct: spouse ≠ Current
married_iff_has_spouse: is_married = (spouse ≠ Void)
reciprocal: is_married ⇒ (spouse.spouse = Current)
```

expressing the relationship between the attributes. Note that `is_married` could be a function (returning true if and only if `spouse ≠ Void`), but defining it as an attribute reveals the potential invariant-related problems. (A name before a colon in an assertion clause, such as `distinct`, is a tag identifying a clause of the assertion.)

#### 3.2 Recursive marriage and callbacks

[37] gives a detailed analysis of the difficulty of writing a procedure `marry` (other: `PERSON`) which will result in setting the `spouse` field of the current object to `other` and its `is_married` field. It has as a precondition that both the current object and `other` are unmarried. A straightforward recursive implementation, where `marry` calls `other.marry` (`Current`), will not work because this call will violate the second precondition. The following variant avoids this problem:

```

marry_recursive (other: PERSON)
  require  $\neg$  is_married; not other.is_married; other  $\neq$  Current
  do spouse := other
    if other.spouse = Void then --- This line causes a callback
      other.marry_recursive (Current) end
    is_married := True
  ensure spouse = other; other.spouse = Current; is_married end

```

One of the calls is a callback and finds the original object inconsistent, violating `married_iff_has_spouse` since `spouse` is not `Void` but `is_married` is still `False`, as necessary to satisfy the precondition. No reshuffling of the instructions will (to our knowledge) make it possible to satisfy both preconditions and invariant. (All code is available in the article’s repository for the reader to try out.)

### 3.3 Non-recursive marriage and furtive access

After callbacks, furtive access. In line with [37] it is possible to write a non-recursive version with auxiliary routines

```

set_married do is_married := True end
set_spouse (other: PERSON) do spouse := other end

```

both exported, for obvious reasons of information hiding, only to `PERSON` (that is, not usable from other classes). There is no more callback, but furtive access arises, in the form of violated invariants, for example if we write `marry` as follows (pre- and postconditions are the same as with the preceding version and omitted for brevity):

```

marry_stepwise (other: PERSON) --- Non-recursive version
  do set_married --- 1
    other.set_married --- 2
    set_spouse (other) --- 3
    other.set_spouse (Current) --- 4
  end

```

At position 4, the clause consistent of `other`’s object invariant does not hold, violating the Invariant Hypothesis. With the elementary semantics of invariants as suggested so far, such a violation will arise with any reordering of the four: as soon as one of instructions 2 and 4 has been executed the `married_iff_has_spouse` clause on the invariant of `other` will be violated (and can only be restored by the other one of these instructions).

The invariant at issue here is not the invariant of the current object but the invariant of `other`. It is frustrating that these violations cause trouble, because they are all intuitively OK (as in an internal call, the intermediate states of `other` can be inconsistent as long as the final one is consistent); but there is no simple equivalent in software verification of “trust me, I know what I am doing, everything will be fine in the end!”.

Finally, reference leak. In the same example, assume that we somehow have obtained a solution for callbacks and furtive access and a suitable version of the `marry` procedure. A reference leak will occur, as illustrated, if some code using references `Alice`, `Bob` and `Charles` to distinct objects performs the sequence of calls `Alice.marry (Bob)`; `Alice.divorce`; `Alice.marry (Charles)` where `divorce` simply sets `is_married` to false and `spouse` to `Void`; the call to `divorce` is necessary because of the precondition of `marry`. After the last instruction, `Alice.spouse` is `Charles`, but `Bob.spouse` is still `Alice`, so `Bob.spouse.spouse` is `Charles`, causing `Bob` to violate `spouse.spouse = Current`.

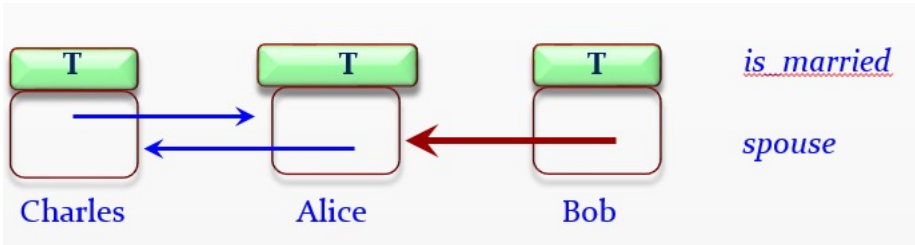


Fig. 2. Incomplete remarriage

The code is intuitively buggy: divorce should reset the `is_married` and `spouse` fields of the previous spouse. But `divorce` satisfies its contract (with obvious pre- and postconditions) including invariant preservation. The scary side is that one may break an object’s invariant, here Bob’s, without performing any operation on it. Any proof technique relying on a simple invariant concept (as in the Simple Model) will miss the bug as all routines satisfy their contracts.

More formally, “buggy” means violating the Invariant Hypothesis. The violation will only happen, however, in the next qualified call, if any, of target Bob. This property is the crux of the reference leak problem: it does not immediately cause a violation, but results in a corrupted data structure, with some sitting ducks – inconsistent objects – ready to fall prey to the next qualified call.

The rest of this article develops a proof rule that addresss all three issues and satisfying the Invariant Hypothesis.

#### 4 FRAMEWORK FOR A PROOF RULE

To address the issues and allow proper reasoning on OO programs and their data structure with proper rigor and practical applicability (in particular, inclusion in an automated proof tool), we need a sound proof rule in the sense of axiomatic semantics.

##### 4.1 The classical context

An example of a proof rule is the inference rule for non-OO routine calls [23] which (ignoring recursion) reads:

$$\frac{\{Pre_r(f)\} r \{Post_r(f)\}}{\{Pre_r(a)\} r (a)\{Post_r(a)\}}$$

CLASSIC

Such a rule is a proof technique: below the line appears a property of a construct, here the call  $r(a)$ ; the rule states that we may deduce it by proving the property above the line, applicable to the routine’s body.  $f$  denotes the formal arguments,  $a$  the actual arguments of a call;  $Pre_r$  and  $Post_r$  denote the precondition and postcondition of  $r$ , which may depend on arguments (formal above, actual below).

CLASSIC states that the effect of a call is that of executing the body after substituting actual for formal arguments. It captures the role of routines (methods): abstracting a computation by giving it a name and parameterizing it. In an OO context, CLASSIC remains applicable to unqualified calls  $r(f)$ , applied to the current object. Also, if we ignore the invariant, to qualified calls:

$$\frac{\{Pre_r(f)\} \text{ body}_r \{Post_r(f)\}}{\{x.Pre_r(a)\} x.r(a) \{x.Post_r(a)\}}$$

NO-INVARIANT

NO-INVARIANT is conceptually the same as CLASSIC, but takes into account the special role, in OO programming, of the target of a qualified call, here  $x$ , treated as an extra argument.

This rule and the ones that follow only talk about preservation of the invariant for an object that already satisfies it. Section 8.1 will introduce a creation rule ensuring that every object satisfies its invariant immediately after creation.

## 4.2 Notation

Since the rest of this discussion discusses successive refinements of NO-INVARIANT with many elements in common, we use a tabular notation for clarity and to avoid repetitions. The rule comes out as the shaded part of the following table (the rest provides explanations, not repeated in later rules):

Notes	Precondition (P in {P} A {Q})	Postcondition (Q in {P} A {Q})
Proof obligation for routine $r$ with formal arguments $f$ in supplier class $S$	Pre ( $f$ )	Post ( $f$ )
Call rule for a call $x.r(a)$ in client class $C$ , with $x$ of type $S$	$x.Pre(a)$	$x.Post(a)$

Rule name (NO-INVARIANT)

Since the context is always the same, the notation drops  $r$  (i.e. Pre stands for  $Pre_r$  and so on). On supplier side, INV will stand for the invariant of class  $S$ ; on client side, for the invariant of class  $C$ . Since  $x$  is of type  $S$ ,  $x.INV$  stands for the invariant of  $S$  applied to  $x$ .

## 4.3 Sound but useless invariant integration

NO-INVARIANT does not recognize the role of the invariant (other than manually adding it to Pre and Post for every exported routine  $r$ ). Rule POINTLESS is a first attempt at integrating the invariant:

BS INV Pre ( $f$ )	AS INV Post ( $f$ )
BC $x.INV$ $x.Pre(a)$	AC $x.INV$ $x.Post(a)$

POINTLESS

(Multiple assertions in a box, such as INV and Pre in BS, are to be combined by conjunction. In mnemonics for entries, BS etc., B stands for before and A for after, S for supplier and C for client.) The reason for the name POINTLESS is that the rule fails to take advantage of the invariant. It is in fact the same as NO-INVARIANT, with pre- and postconditions extended with the invariant. The disappointment is that the client (BC) has to obtain  $x.INV$  prior to the call. This approach suffers



from the Scandalous Obligation (2), losing the basic idea of invariants: if the invariant is satisfied initially and preserved by every exported routine, then:

- It may be assumed to hold after the call (as represented by the presence of  $x.INV$  in AC).
- It also may be assumed to hold before the call (BC); it is not the responsibility of the caller to ensure it at that point.

#### 4.4 Ideal rule and global consistency

Removing  $x.INV$  in BC gives an “ideal” rule, which in a simpler world would end the discussion:

BS	INV	AS	INV
BC		AC	$x.INV$

IDEAL

(Since the Pre and Post part are not specific to OO programming and appear in all rules, we omit them from now on.) The novelty is the empty BC entry, which does not contain the requirement  $x.INV$  on the caller.

#### 4.5 The Simple Model is sound

**Simple Model Theorem:** in the Simple Model, the IDEAL rule is sound.

Soundness is defined here as satisfaction of the Invariant Hypothesis (section 2), which was trivially satisfied by the POINTLESS rule (since it forced the condition  $x.INV$  prior to any qualified call), but must be shown to hold in IDEAL even though entry BC no longer mentions  $x.INV$ . The proof relies on the following lemma.

**Global Consistency Lemma:** in the Simple Model, all run-time events preserve the Global Consistency Property (GCP), stating that all non-active objects satisfy their respective invariants.

There will be other versions of the GCP as the model becomes more general; this version, applicable to the Simple Model, is **GCP-0**. The theorem will follow from the lemma since at the time of a call  $x.r$  (a) the object denoted by  $x$  is not active (otherwise the call would be a callback, violating assumption S1 of the Simple Model); so, by the Lemma, it satisfies its invariant. This result justifies leaving the BC entry blank:  $x.INV$  there will follow from the theorem.

Here is the proof of the Lemma. We show that all events of system execution preserve GCP-0. The three possible types of event are: start a qualified call  $x.r$  (a); return from such a call; perform an internal operation on the current object. The following table characterizes each in terms of: (1) whether it affects which object is “current”; (2) whether it affects the invariant of any object.

Event type	Which object becomes current?	Possibly invalidated invariants
Internal operation	No change (current remains current)	Invariant of current object
Start of call $x.r$ (a)	Object attached to $x$	None
End of call	Previously current object	None

All three preserve **GCP-0**:

G1 Internal operation: because of invariant locality (assumption S3 in the Simple Model), this event only affects the current object (shaded entry of the table). Since the current object is active and hence does not have to satisfy its invariant, this event does not affect GCP-0.

- G2 Start-of-call: as a result of this event, the object  $S$  attached to  $x$  becomes active (and all other active objects, including the one that was current before the call, remain active). As a consequence, this event would preserve the GCP-0 even if  $S$  did not satisfy its invariant. In fact it does satisfy it because it was not active due to assumption S1 (no callbacks). This property is important for the correctness of End-of-call seen next.
- G3 End-of-call: here two objects are involved, the target of the call, say  $S$ , and the previously current object  $C$ .  $S$  becomes inactive, but as just seen it satisfied its invariant before the call, and hence, thanks to S2 (invariant preservation) it now satisfies it again.  $C$  becomes the current object, hence active, and does not have to satisfy its invariant under the GCP-0. ■

The above proof requires all three assumptions. The following sections will adapt the GCP proof after successively removing (or, for S2, weakening) each of them.

## 5 ADDRESSING CALLBACKS: WRAP UP BEFORE CALLS

We need a rule that accounts for callbacks. Most published solutions rely on extra annotations incumbent on the programmer, which — as noted — limits their practicality. Here the proof rule will integrate the sanitization of callbacks. As a result, the GCP will become stronger, before being weakened again in the next step.

The basic observation is that prior to executing a qualified call an object must make itself amenable to callbacks, meaning that it should guarantee its invariant. Hence a temporary form of the rule, which will have to be made less restrictive but gives the basic idea:

BS	INV <sub>S</sub>	AS	INV <sub>S</sub>
BC	INV <sub>C</sub>	AC	x.INV <sub>S</sub>

CALLBACKS

For clarity, the INV occurrences explicitly mention the corresponding classes:  $S$  for the antecedent (BS, AS) and AC,  $C$  for BC. The new element, highlighted in BC, is INV<sub>C</sub>. The use of  $C$  is not a typo: we are talking of the invariant of the calling object. Like someone who cleans up the house before going out on a walk, in case there is a need to come back briefly during the walk, the object takes care of ensuring its invariant before starting a qualified call.

Some published methodologies use an instruction called *wrap* or *pack* to assert the invariant (and *unwrap* where it is no longer expected to hold). CALLBACKS retains the idea but as part of the rule, not an annotation imposed on programmers.

With CALLBACKS, the GCP becomes stricter: all objects satisfy their invariants with now a single possible exception, the current object. This version is GCP-1. The soundness proof of section 4 can be extended by removing assumption S2 of no callbacks: the lemma and its proof continue to hold with GCP-1, even in the presence of callbacks. The revised Simple Model theorem still follows from the lemma because of the property (adapted from the first proof, steps G2 and G3) that at the time of a call  $x.r$  (a) the object attached to  $x$  satisfies its invariant: either it is current, and the rule implies that it satisfies its invariant; or it is another object — active or not, now the distinction does not matter any more — and, by GCP-1, it satisfies its invariant INV<sub>C</sub>. Step G3 of the proof, which relies on the invariant being satisfied before the call (and on S2, invariant preservation, which still holds), continues to apply.

Calling “Callback Model” the Simple Model minus S2 (no-callback assumption), we proved the **Callback Model Theorem**: in the Callback Model, CALLBACKS is sound. `marry_recursive` will satisfy the rule if we move the assignment `is_married := True` just after (or before) the

assignment `spouse := other`. This solution is still not satisfactory as it violates the precondition `not p.is_married`. The technique introduced next will address this problem.

## 6 ADDRESSING FURTIVE ACCESS: INVARIANT SLICING

The furtive access issue arises because of calls such as `other.set_married` (in non-recursive marriage, section 3.3), where `other` does not satisfy its invariant, but where we do not expect it to; in fact the call is expressly intended as a step towards re-establishing that invariant. It is paradoxical and frustrating to be punished with an invariant violation when we are working towards the invariant.

Although qualified, such calls are conceptually comparable to internal, unqualified calls `r(a)`, which can break the invariant of an object as part of a strategy to restore it. Legitimate cases of furtive access arise when two or more objects are involved in a similar strategy, trying to restore each other's invariants through steps that may temporarily violate some of them. The Observer example (sections 9.3, 9.4) is typical, involving a subject and observer objects.

### 6.1 Taking advantage of information hiding

In the practical use of utility routines such as `set_married` and `set_spouse` in well-written code, they are not publicly available but (using information hiding mechanisms of programming languages) exported selectively to “friend” classes (in C++ terminology). In Eiffel syntax, the feature declarations will appear as

```
feature --- The features in this clause are publicly available
-- Declaration of marry_stepwise and other public procedures
-- (e.g. divorce)
feature {PERSON} --- The features in this clause are only
-- available to PERSON
-- Declaration of set_spouse and set_married ...
```

Qualified calls on the features declared in the second “feature” clause are permitted only if they appear in `PERSON` (or a descendant class): `Alice.marry_stepwise(Bob)` may appear in any class, but `other.set_married` only in class `PERSON` and descendants.

This use of information hiding is not just good practice, but essential to correctness. Previous work seems to have missed this cue that programming methodology offers to verification. To take advantage of it, note that a routine should not have to concern itself with invariant clauses of visibility higher than its own. The three invariant clauses of `PERSON` all involve public features, `spouse` and `is_married`, of higher availability than `set_spouse` and `set_married`; they should not have to preserve these clauses. In other examples (such as Observer), some clauses will be as visible as a routine, or less; it must preserve them, but not those of higher visibility.

### 6.2 Slicing

Here is the precise definition of the preceding notions. The **features of an invariant clause** are the features that appear in it, either by themselves or as targets of calls. (The features of `a` and `b.c` are `a` and `b`, but not `c`.) The **visibility** of a feature is the set of classes to which it is exported. The visibility of an invariant clause is the union of the visibilities of its features. Then if `INV` is the invariant and `r` a feature of a class, the **sliced invariant** `INV / r` is `INV` restricted to its clauses of visibility no greater than the visibility of `r`.

Note that if the visibility of `s` is no greater than the visibility of `r`, then  $INV / r \Rightarrow INV / s$  (since `INV / s` is made of some clauses of `INV` that are also in `INV / r`).

In **PERSON**,  $INV / \text{set\_spouse}$  and  $INV / \text{set\_married}$  are empty.  $INV / \text{marry}$  (in any version of **marry**) is the full invariant. In other examples (section 9), sliced invariants are between these extremes.

Notation: if  $L$  is a list, for example of arguments,  $L.INV$  is the conjunction of  $x.INV$  for all elements  $x$ . The new rule takes slicing into account (now dropping the subscripts to  $INV$  as it is clear from the context to which class each invariant refers), where  $l$  are local variables of  $r$ :

$BS_1$	$INV / r$	$AS_1$	$INV / r$
$BS_2$	$f.INV / r$	$AS_2$	$f.INV$
		$AS_3$	$l.INV$
$BC_1$	$INV / r$	$AC_1$	$x.INV / r$
$BC_2$	$a.INV / r$	$AC_2$	$a.INV$

SLICED

The new elements are the inclusion of slicing and conditions on arguments. The antecedent of the rule ( $BS$  and  $AS$ ) means that we are now updating assumption  $S2$ : instead of preserving the full invariant  $INV$ , exported routines of the supplier class need only assume its sliced version. By weakening the condition, the new version makes the job of the routine harder (it may assume less and ensure more). On the consequent side ( $BC$  and  $AC$ ), which also uses the sliced forms for preconditions ( $BC$ ), this analysis is reversed.

For postconditions ( $AS$ ,  $AC$ ), invariants are not sliced. The reason is that after a call terminates the objects involved are not necessarily active; any routine, of arbitrary visibility, may need them.

### 6.3 Language requirements

Soundness of **SLICED** requires two language conditions:

- A rule (Export Consistency) enforcing information hiding: in any qualified call  $x.s(a)$  appearing in a routine  $r$ , the visibility of  $s$  must be no greater than the visibility of  $r$ .
- A rule (Selective Export Call) stating that in a call  $x.r(a)$  where  $r$  is selectively exported (rather than fully public), the target  $x$  must be formal argument of the enclosing routine. The reason will be clear from the proof of soundness. It is not much of a limitation since if  $x$  is an attribute we can obtain the desired effect by declaring a local variable  $l$  and executing  $l := x; l.r(a)$ .

### 6.4 Slicing is sound with furtive access

An object  $S$  is active if a qualified call  $S.r(a)$  has started and not yet ended. We call  $r$  “the active object’s routine”. **GCP-2**, the new **GCP**, has two parts:

- **P1**. For any active call  $x.r(a)$ ,  $x.INV / r$  and  $a.INV / r$  hold.
- **P2**. Any object (other than the current object) not covered by **P1** satisfies its invariant (unsliced).

**GCP-2** holds under **SLICED**, by adaptation of the previous proof:

- Step **G1** (internal operations) is not affected (operations on the current object are not constrained by any invariant).
- For **G2**, covering the start of a call  $x.r(a)$ : the only object that could affect the **GCP** is the previously current object, which remains active. It satisfies  $INV / r$  by **BS<sub>2</sub>**. For **P1**, it must satisfy  $INV / s$  where  $s$  is its own routine. Since  $s$  calls  $r$ , the visibility of  $s$  is greater than the visibility of  $r$ , the object also satisfies  $INV / s$ .

- For G3, covering the end of a call  $x.r$  (a): no object becomes newly active, so P1 is maintained. Consider the objects that may have been affected by the call:
  - The object attached to  $x$  may become inactive (if the call was not a callback), but by  $AS_1$  (hence  $AC_1$ ) it satisfies  $INV / r$ . If  $x$  is an attribute  $INV / r$  is the full invariant (since  $r$  is public by the Selective Export Call rule), hence P2 applies. Otherwise  $x$  is a formal argument and, by  $AS_1$  and  $AS_3$ , the corresponding objects will satisfy their full invariants, so P2 applies again.
  - Any other object that has been modified by the call is, by the same rule, attached to an argument of  $r$  and hence by  $AS_2$  and  $AS_3$  (hence  $AC_2$ ) satisfies P2.
  - An object modified by a call started by  $r$  satisfies P2 by recursive application of the rule.

## 7 ADDRESSING REFERENCE LEAKS

SLICED drops assumption S1 and relaxes S2 from the Simple Model. There remains to remove S3, the assumption that the invariant only involves the current object's fields.

Soundness proofs so far have relied on this assumption by considering that the only way to invalidate an object's invariant is by modifying one of its fields; of the three kinds of event (4.5), only "internal operations" can do this. Without S3 (invariant locality), such an operation can also invalidate the invariant of other objects which **depend** on it. Considering dependents leads to new versions of the rule, "strong" and "weak". They differ in terms of both implementation (of a verifier) and underlying effect on consistency:

- The strong version is more precise but (in the absence of annotations) requires appears to require global analysis. The weak version (in its two variants) is modular (it retains the class-by-class analysis of previous rules) but less powerful.
- The strong version retains the previous notion of consistency. Roughly, every object in the entire object structure, other than the current object, is consistent (in a sliced sense for active objects). As a result, operations can confidently assume the invariant (possibly sliced) on entry. With the weak versions, some dependent objects satisfy only the "local" part of the invariant; calls on these objects can no longer expect the full invariant.
- The weak versions, then, have a "lazy" approach to consistency: the object structure may contain objects not satisfying their invariants. The inconsistency will be detected (in static or dynamic verification) only in case of a later attempt to use them. Absent such calls, it will remain. The approach remains sound: all objects actually used satisfy their invariants. It is a matter for discussion (in the spirit of "*if a tree falls unheard and unseen in the forest*") whether inconsistencies in unused objects are a reason to worry.

### 7.1 Strong rule

We need a precise definition of the notion of dependent. At run time, the dependent set of an object  $S$ ,  $Dep(S)$ , is the set of other objects  $C$  whose invariants have a clause  $x.some\_property$  where  $x$  is a field of  $C$  attached to  $S$ . In Fig. 2, for example,  $Dep(Alice) = \{Bob, Charles\}$ .

In the program text,  $Dep(x)$  denotes  $Dep(S)$  for the object  $S$  attached to  $x$  at run time (empty if  $x$  is **Void**). If we could determine that set, the corresponding STRONG proof rule would be the same as SLICED with a clause on  $Dep$  (**Current**) added above and below (highlighted).

BS <sub>1</sub>	INV / r	AS <sub>1</sub>	INV / r
BS <sub>2</sub>	f.INV / r	AS <sub>2</sub>	f.INV
		AS <sub>3</sub>	l.INV
BS <sub>4</sub>	Dep ( <b>Current</b> ).INV / r	AS <sub>4</sub>	Dep ( <b>Current</b> ).INV / r
BC <sub>1</sub>	INV / r	AC <sub>1</sub>	x.INV / r
BC <sub>2</sub>	a.INV / r	AC <sub>2</sub>	a.INV
		AC <sub>4</sub>	Dep (x).INV

STRONG

Soundness: GCP-2 remains. So does the previous proof of soundness (6.4), with Invariant Locality modified to state that “an object’s invariant only involves fields of the object itself and its dependents”.

Implementing the STRONG rule into a verifier would require computing the Dep sets, which seems to imply (without programmer annotations such as those in ownership methods) an analysis that is global (on the entire program) rather than modular (class by class). The rule remains interesting to help understanding issues and as a path towards modular versions less “weak” than the next variants. It may also be applicable to classes whose invariants satisfy specific patterns (see “mirroring” suggestion in section 11.14 of [36]).

## 7.2 Weak rule, call-side

WEAK-C (“C” for “Client” or “caller”) puts the burden on callers:

BS <sub>1</sub>	INV / r	AS <sub>1</sub>	INV / r
BS <sub>2</sub>	f.INV / r	AS <sub>2</sub>	f.INV
		AS <sub>3</sub>	l.INV
BC <sub>1</sub>	INV / r	AC <sub>1</sub>	x.INV / r
BC <sub>2</sub>	a.INV / r	AC <sub>2</sub>	a.INV
BC <sub>5</sub>	x.INV_REM / r		

WEAK-C

To obtain the weak rule in either version, we note that it is possible to split an invariant into two parts: INV\_LOC and INV\_REM, for “local” and “remote”. INV\_REM contains the clauses that have a subexpression of the form b.some\_property where b is a reference attribute. In PERSON (3.1), INV\_REM only includes the clause reciprocal: is\_married ⇒ spouse.spouse = **Current** (because of spouse.spouse). INV\_LOC includes the other clauses: distinct and married\_iff\_has\_spouse. Reference leak arises out of INV\_REM. With only INV\_LOC, the Invariant Hypothesis holds.

The idea of the weak variant is that, as a consequence, we can no longer assume the remote part of the invariant on entry. GCP-3, the new GCP, is (change from GCP-2 in boldface):

- Q1. For any active call  $x.r(a)$ ,  $x.INV / r$  and  $a.INV / r$  hold.
- Q2. Any object (other than the current object) not covered by Q1 satisfies **the local part of its invariant** (unsliced).

The consequence is that we no longer have an “almost” consistent data structure (guaranteeing the consistency of objects not involved in the current computational state). We must cope with the presence of possibly many objects that are only locally consistent. Then the computation will have to restore the remote part of the invariant, in one of the two ways expressed now. They both derive from SLICED with the new or changed clauses highlighted.

Soundness follows from the observation that where earlier proofs took advantage of Invariant Locality, this requirement now remains only for the local part  $INV\_LOC$ . The caller must guarantee the rest,  $INV\_REM$ , before each call. Previous proofs show that  $INV\_LOC$  (sliced) is ensured on entry to every routine; thanks to BC5, so is the rest of the invariant.

$WEAK-C$  is a partial return to POINTLESS (4.3), which did not take advantage of invariant conservation. By putting the enforcement burden on the caller for the part ( $INV\_REM$ ) beyond the scope of modular verification, it introduces a partial Scandalous Obligation (SO, section 2): the client is responsible for invariant elements that could have been messed up by a “man in the middle” such as Bob in the marriage case. The next rule frees the client from the SO by making life harder for the supplier instead.

### 7.3 Weak rule, supply-side

Instead of adding a condition to the precondition of the caller (consequent part of an inference rule) as in  $WEAK-C$ , it is always equivalent to remove it from the precondition of the supplier.

Removing  $INV\_REM$  from  $INV$  yields  $INV\_LOC$ , which is all that the body of the routine will be permitted to assume. An alternative to  $WEAK-C$  is (“S” for “Supplier”):

$BS_1$	$INV\_LOC / r$	$AS_1$	$INV / r$
$BS_2$	$f.INV / r$	$AS_2$	$f.INV$
		$AS_3$	$l.INV$
$BC_1$	$INV / r$	$AC_1$	$x.INV / r$
$BC_2$	$a.INV / r$	$AC_2$	$a.INV$

$WEAK-S$

This rule’s handling of the reference leak issue can be criticized on the grounds that it hands over some of the responsibility from the verifier to the programmer. For each routine:

- It is not possible to assume  $INV\_REM$  on entry (only  $INV\_LOC$ ). That situation seems inevitable in the absence of an analysis that would compute (or approximate) the Dep sets.
- As a consequence, the routine may have to do more work, since it is still required to satisfy the full invariant on exit ( $AS_1$ ).

As noted, the approach is “lazy” in that it may leave inconsistent objects around. There is no threat to program correctness since the next operations on such an object need to restore consistency. With the strong approach such a situation will not arise, but the price to pay is that operations on an object must also take care of updating other objects whose consistency depends on it.

$WEAK-S$  is the final rule retained for the proofs in section 9.

## 8 INITIALIZATION, QUERIES AND CONCURRENCY

The discussion so far has addressed commands (procedures): operations that start from an existing object and can modify it, causing transitions between consistent states  $S_i$  in the simplified view of object life cycle, as illustrated. We also need rules for two cases that violate these assumptions: a creation operation, which does not assume an existing object but creates a new object; and a query, which is not intended to modify an object but return information about it. This section also mentions the effect of concurrency and summarizes the applicable rules.

### 8.1 Initialization

$WEAK-S$  and predecessors govern a qualified call  $x.r$  ( $a$ ) where  $x$  denotes an existing object which, per the Invariant Hypothesis, satisfies the invariant (at least its local component). Such rules



Fig. 3. Object lifecycle

correspond to the induction step in a proof by induction. We also need an initialization rule, corresponding to the base step. The instruction is **create**  $x$ .make (a) where make is a creation procedure (Eiffel) or, in Java/C++,  $x = \text{new } S(a)$  for a class  $S$ , where types of arguments in  $a$  determine the constructor (the equivalent of make).

The goal of object creation is to obtain an object satisfying its invariant. In adapting the preceding rules, it suffices to remove any property of the object itself on the precondition side: INV (supplier side, BS) and  $x$ .INV (client side, BC). The creation variant of WEAK-S, applicable to an instruction **create**  $x$ .make (a), is WEAK-S-CREATION:

BS <sub>0</sub>	DEF <sub>S</sub>	AS <sub>1</sub>	INV / make
BS <sub>2</sub>	f.INV / make	AS <sub>2</sub>	f.INV
		AS <sub>3</sub>	l.INV
BC <sub>2</sub>	a.INV / make	AC <sub>1</sub>	$x$ .INV / make
		AC <sub>2</sub>	a.INV

WEAK-S-CREATION

Invariants on current and target objects remain on the right (postcondition) side; so do conditions on arguments. DEF<sub>S</sub> states that fields of the new object has default values.

## 8.2 Pure queries

A query is an operation returning information about an object. It can be an attribute, giving the value of a field of the object, or a function, returning the result of a computation on those fields.

It is common programming practice (although repudiated by a design principle, “Command-Query Separation” [35], [36]) to let functions change objects. Then they can be given the same post-obligations as procedures, and the above rules remain applicable. The question remains of pure queries, which cannot change the state, and include attributes and side-effect-free functions, so that the right side of previous rules, AS and AC, is not applicable. (Queries do have postconditions, stating properties of their results, but ever since the rule IDEAL in 4.4 the rules have omitted pre- and postconditions.) Query rules will have only one column (BS and BC). They also do not need the condition expressing consistency of the caller (INV in BC) since the purpose of such clauses (section 5), is for the object to wrap itself up against possible callbacks, which a pure query cannot perform. As a consequence, the STRONG rule (section 7.1) simplifies for a pure query  $r$  into STRONG-QUERY. The modular rules give WEAK-C-QUERY and WEAK-S-QUERY for queries (the differences are shaded).

BS <sub>1</sub>	INV / $r$
BS <sub>2</sub>	f.INV / $r$
BS <sub>4</sub>	Dep (Current).INV / $r$
BC <sub>2</sub>	a.INV / $r$

STRONG-QUERY

BS <sub>1</sub>	INV / $r$
BS <sub>2</sub>	f.INV / $r$
BC <sub>2</sub>	a.INV / $r$
BC <sub>5</sub>	$x$ .INV_REM / $r$

WEAK-C-QUERY

BS <sub>1</sub>	INV_LOC / $r$
BS <sub>2</sub>	f.INV / $r$
BC <sub>1</sub>	a.INV / $r$

WEAK-S-QUERY



Like WEAK-C, WEAK-C-QUERY partially reintroduces a Scandalous Obligation, for the remote part of the invariant. The obligation is, however, less scandalous in the case of queries.

The idea is that when you request information about an object, it might be temporarily inconsistent — but that is inevitable, possibly acceptable, and fixable. For example, in a typical observer




Fig. 5. Subject and observer

case (9.3, 9.4), if  $O$  observes  $S$  with an invariant saying its observed value is the same as the value in  $S$  ( $item = subject.item$ ), and  $C$  asks  $O$  for its value after  $S$ 's value has been modified but without a call to the observer's update procedure, the returned  $item$  will not satisfy the invariant: it will be the previously observed value.

The rules neatly illustrate the two possible policies for such cases:

- (1) We accept that the returned value satisfies only  $INV\_LOC$  (for example,  $item$  could be constrained to be positive, as guaranteed with either rule). In the observer case, it might be an earlier version of the subject's value. Then reject the Scandalous Obligation and use WEAK-S-QUERY.
- (2) We absolutely want a fully consistent value every time (satisfying the whole  $INV$ , not just  $INV\_LOC$ ). Then we must pay the price: prior to any call to the query, call a procedure, which (in all versions, strong and weak, of the procedure rule) guarantees consistency; for example an update procedure for the subject. This call guarantees  $x.INV\_REM$  (and hence  $x.INV$ ) at the start of the query call. Here the applicable rule is WEAK-C-QUERY.

This choice — reminiscent of the saying “do you want it perfect, or do you want it now?” — has to be made for the whole verification process for any particular example.

Both approaches can be appropriate depending on the needs; the presence of the two weak versions supports both and gives programmers the flexibility to choose between policies.

### 8.3 Concurrency

This discussion has assumed a sequential programming context. In an unbridled concurrent framework, for example using multithreading, there is no hope for a meaningful notion of invariant, since furtive access is ever looming.

Preserving the notion of class invariant, and the associated reasoning capabilities, requires a more controlled concurrent mechanism. In SCOOP [17], all access to shared objects is exclusive; then the entire reasoning and rules of this article apply unchanged.

### 8.4 Retained rules

For expository purposes, this article has introduced the rules as successive versions. The final result, however, is precisely defined. The rules to be applied for verification are:

- For commands (procedures), WEAK-S.
- For creation procedures, WEAK-S-CREATION.
- For pure queries, choice of programming style: WEAK-C-QUERY or WEAK-C-QUERY.

## 9 CHALLENGE PROBLEMS AND SOLUTIONS

This section shows the application of the rule to a number of problems considered in the literature to pose particular challenges to invariant-based verification. All raise invariant violations when handled with a simple notion of invariant. Some have been verified before, but only with extra programmer annotations. The versions used here are annotation free (this work introduces no new language construct, although some have required some tweaking of the code, as usual for verification).

As the ongoing integration into proof tool (AutoProof [19]) is not complete, verification has consisted of manual application of the rules, or dynamic testing using EiffelStudio's options for monitoring assertions at run time, or both. These approaches are meaningful since:

- The examples, while tricky, are small, making manual proofs, if not as convincing as a mechanical proof, not absurd either.
- The state space (for cases that could trigger violations) is typically small, so dynamic monitoring is meaningful.

Proofs are shown as tables. Each row contains a goal to prove. Check marks highlight available facts necessary to prove the goal in the first column. Numeric prefixes refer to calls in the implementation: "11.pre<sub>3</sub>" reads "precondition labeled pre<sub>3</sub> of the feature called at line 11". A fact with no line number in the beginning is either a contract of the routine to prove or an AS/BS component coming from the proof rule: "AS<sub>1</sub>.o.inv<sub>1</sub>" reads "inv<sub>1</sub> holds for object o, according to the AS<sub>1</sub> component of the proof rule". When we think a proof is too simple to occupy a table, we say so explicitly.

### 9.1 Marriage, non-recursive

```

1  class PERSON feature spouse: PERSON; is_married: BOOLEAN
2  marry (o: PERSON)
3      require pre1: o ≠ Current; pre2: ¬ is_married; pre3: ¬ o.is_married
4          do set_spouse (o)
5              set_married
6              o.set_spouse (Current)
7              o.set_married
8          ensure post1: o.spouse = Current; post2: spouse = o end
9  divorce (o: PERSON)
10     require pre1: is_married; pre2: spouse.is_married; pre3: o = spouse
11         do o.unset_married
12             unset_married
13             o.unset_spouse
14             unset_spouse
15         ensure post1: ¬ is_married; post2: ¬ (old spouse).is_married end
16 feature {PERSON}
17     set_married do is_married := True ensure post1: is_married end
18     unset_married do is_married := False ensure post1: ¬ is_married end
19     set_spouse (o: PERSON)
20         require pre1: o ≠ Current; pre2: ¬ o.is_married ⇒ (o.spouse = Void)
21             pre3: o.is_married ⇒ (o.spouse = Current)
22         do spouse := o

```

```

23   ensure post1: spouse = o end
24   unset_spouse do spouse := Void ensure post1: spouse = Void end
25   invariant inv1: spouse ≠ Current; inv2: is_married = (spouse ≠ Void)
26       inv3: is_married ⇒ (spouse.spouse = Current) end

```

Goals \ Facts	BS <sub>2</sub> .o.inv <sub>2</sub>	pre <sub>1</sub>	pre <sub>3</sub>	4.post <sub>1</sub>	5.post <sub>1</sub>	6.post <sub>1</sub>	7.post <sub>1</sub>
4.pre <sub>1</sub> , 6.pre <sub>1</sub>		✓					
4.pre <sub>2</sub>	✓		✓				
4.pre <sub>3</sub>			✓				
6.pre <sub>2</sub>					✓		
6.pre <sub>3</sub>				✓			
post <sub>1</sub>						✓	
post <sub>2</sub>				✓			
AS <sub>1</sub> .inv <sub>1</sub>		✓		✓			
AS <sub>1</sub> .inv <sub>2</sub>				✓	✓		
AS <sub>1</sub> .inv <sub>3</sub>				✓	✓	✓	
AS <sub>2</sub> .o.inv <sub>1</sub>		✓				✓	
AS <sub>2</sub> .o.inv <sub>2</sub>						✓	✓
AS <sub>2</sub> .o.inv <sub>3</sub>				✓		✓	✓

(a) Proof of marry.

Goals \ Facts	pre <sub>1</sub>	pre <sub>2</sub>	pre <sub>3</sub>	22
post <sub>1</sub>				✓
AS <sub>2</sub> .o.inv <sub>1</sub>	✓	✓	✓	
AS <sub>2</sub> .o.inv <sub>2</sub>		✓	✓	
AS <sub>2</sub> .o.inv <sub>3</sub>			✓	✓

(b) Proof of set\_spouse.

Goals \ Facts	11.post <sub>1</sub>	12.post <sub>1</sub>	13.post <sub>1</sub>	14.post <sub>1</sub>
post <sub>1</sub> , AS <sub>1</sub> .inv <sub>3</sub>		✓		
post <sub>2</sub> , AS <sub>1</sub> .o.inv <sub>3</sub>	✓			
AS <sub>1</sub> .inv <sub>1</sub>				✓
AS <sub>1</sub> .inv <sub>2</sub>		✓		✓
AS <sub>1</sub> .o.inv <sub>1</sub>			✓	
AS <sub>1</sub> .o.inv <sub>2</sub>	✓		✓	

(c) Proof of divorce.

## 9.2 Circular doubly-linked list

The implementation of `make` only consists of assignments and trivially establishes both its postcondition and the class invariant. Verification of `set_left` and `set_right` is straightforward too — the assignments establish the postconditions, and the preconditions establish the invariants on exit. The generic parameter `G` represents the type of list elements.

```

1  class CIRCULAR_NODE [G] create make, insert feature {CIRCULAR_NODE}
2      make (v: G)
3          do value := v
4              left := Current
5              right := Current
6          ensure post1: value = v; post2: left = Current; post3: right = Current end
7  set_right (o: CIRCULAR_NODE[G])
8      require pre1: o.left.right = o; pre2: o.right.left = o
9          do right := o ensure post1: right = o end
10 set_left (o: CIRCULAR_NODE[G])
11     require pre1: o.left.right = o; pre2: o.right.left = o
12         do left := o ensure post1: left = o end
13 feature value: G; left, right: CIRCULAR_NODE[G]
14 insert (v: G; l, r: CIRCULAR_NODE[G])
15     do make (v)

```

```

16     l.set_right (Current)
17     r.set_left (Current)
18     left := l
19     right := r
20     ensure post1: value = v; post2: left = l; post3: right = r end
21 remove (l: CIRCULAR_NODE[G])
22     require pre1: l = left;
23           pre2: l.left.left.right = l.left; pre3: l.left.right.left = l.left;
24           pre4: right.left.right = right; pre5: right.right.left = right;
25     do if l = right then l.make (value)
26           else l.insert (l.value, l.left, right) end
27           make (value)
28     ensure post1: left = Current; post2: (old left).right = old right end
29 invariant inv1: left.right = Current; inv2: right.left = Current end
    
```

Goals \ Facts	BS <sub>2</sub> .l.inv <sub>1</sub>	BS <sub>2</sub> .r.inv <sub>2</sub>	15.post <sub>1</sub>	15.post <sub>2</sub>	15.post <sub>3</sub>	16.post <sub>1</sub>	17.post <sub>1</sub>	18	19
16.pre <sub>1</sub> , 16.pre <sub>2</sub> , 17.pre <sub>1</sub> , 17.pre <sub>2</sub>				✓	✓				
post <sub>1</sub>			✓						
post <sub>2</sub>								✓	
post <sub>3</sub>									✓
AS <sub>2</sub> .l.inv <sub>1</sub>	✓								
AS <sub>2</sub> .l.inv <sub>2</sub> , AS <sub>1</sub> .inv <sub>1</sub>						✓		✓	
AS <sub>2</sub> .r.inv <sub>1</sub> , AS <sub>1</sub> .inv <sub>2</sub>							✓		✓
AS <sub>2</sub> .r.inv <sub>2</sub>		✓							

Proof of insert

Goals \ Facts	pre <sub>1</sub>	pre <sub>2</sub>	pre <sub>3</sub>	pre <sub>4</sub>	pre <sub>5</sub>	25.post <sub>3</sub>	26.post <sub>3</sub>	26.AC <sub>1</sub> .inv <sub>1</sub>	26.AC <sub>1</sub> .inv <sub>2</sub>	27.post <sub>2</sub>	27.post <sub>3</sub>
26.BC <sub>2</sub> .l.left.inv <sub>1</sub>		✓									
26.BC <sub>2</sub> .l.left.inv <sub>2</sub>			✓								
26.BC <sub>2</sub> .right.inv <sub>1</sub>				✓							
26.BC <sub>2</sub> .right.inv <sub>2</sub>					✓						
post <sub>1</sub>										✓	
post <sub>2</sub>	✓					✓	✓				
AS <sub>1</sub> .inv <sub>1</sub> , AS <sub>1</sub> .inv <sub>2</sub>										✓	✓
AS <sub>2</sub> .l.inv <sub>1</sub>								✓		✓	✓
AS <sub>2</sub> .l.inv <sub>2</sub>									✓	✓	✓

Proof of remove

### 9.3 Observer

The proof of `OBSERVER.update` is trivial: its postcondition follows from the assignment, and the `AS1.Current.inv3` obligation follows from the `BS1.Current.inv3` assumption.

```

1  class OBSERVER feature {NONE}
2    make (s: SUBJECT)
3      do subject := s;
4        s.register_observer(Current)
5      ensure post1: subject = s; post2: s.subscribers.has(Current)
6        post3: old s.subscribers.count + 1 = s.subscribers.count end
7  feature {SUBJECT, OBSERVER}
8    update
9      do cache := subject.value
10     ensure post1: cache = subject.value end
11  feature cache: INTEGER; subject: SUBJECT
12    set_subject (s: SUBJECT)
13      do subject := s
14        s.register_observer(Current)
15      ensure post1: subject = s end
16  invariant inv1: cache > 0; inv2: cache = subject.value;
17    inv3: subject.subscribers.has (Current) end
    
```

Goals \ Facts	Facts					
	13	BS <sub>2</sub> .s.inv <sub>1</sub>	14.AC <sub>2</sub> .inv <sub>2</sub>	14.post <sub>1</sub>	BS <sub>2</sub> .s.inv <sub>3</sub>	BS <sub>2</sub> .s.inv <sub>2</sub>
14.pre <sub>1</sub>	✓					
14.pre <sub>2</sub>	✓	✓				
post <sub>1</sub>	✓					
AS <sub>1</sub> .inv <sub>1</sub>	✓	✓	✓			
AS <sub>1</sub> .inv <sub>2</sub>			✓			
AS <sub>1</sub> .inv <sub>3</sub>	✓			✓		
AS <sub>2</sub> .s.inv <sub>1</sub>		✓				
AS <sub>2</sub> .s.inv <sub>2</sub>	✓		✓	✓		✓
AS <sub>2</sub> .s.inv <sub>3</sub>	✓			✓	✓	

Proof of `set_subject`.

Goals \ Facts	Facts						
	3	BS <sub>2</sub> .s.inv <sub>1</sub>	4.post <sub>1</sub>	4.post <sub>2</sub>	4.AC <sub>2</sub> .inv <sub>2</sub>	BS <sub>2</sub> .s.inv <sub>2</sub>	BS <sub>2</sub> .s.inv <sub>3</sub>
4.pre <sub>1</sub> , post <sub>1</sub>	✓						
4.pre <sub>2</sub>	✓	✓					
post <sub>2</sub>			✓				
post <sub>3</sub>				✓			
AS <sub>1</sub> .inv <sub>1</sub>	✓	✓			✓		
AS <sub>1</sub> .inv <sub>2</sub>					✓		
AS <sub>1</sub> .inv <sub>3</sub>	✓		✓				
AS <sub>2</sub> .s.inv <sub>1</sub>		✓					
AS <sub>2</sub> .s.inv <sub>2</sub>	✓		✓		✓	✓	
AS <sub>2</sub> .s.inv <sub>3</sub>	✓		✓				✓

Proof of `OBSERVER.make`.

### 9.4 Subject

Proving `make` and `update_observer` is trivial: all the proof goals imposed by the proof rule directly follow from these features' preconditions and implementations, so we do not present them.

```

1  class SUBJECT create make feature {NONE}
2    make (v: INTEGER)
3      require pre1: v > 0
    
```

```

4      do value := v
5          create {ARRAYED_LIST [OBSERVER]} subscribers.make(0)
6      ensure post1: value = v end
7  update_observer (o: OBSERVER)
8      require pre1: subscribers.has(o); pre2: o.subject = Current; pre3: value > 0
9          do o.update
10             ensure post1: o.cache = value end
11 feature {OBSERVER}
12     register_observer (o: OBSERVER)
13         require pre1: o.subject = Current; pre2: value > 0
14             do subscribers.extend(o)
15                 o.update
16                 ensure post1: subscribers.has(o)
17                     post2: old subscribers.count + 1 = subscribers.count end
18 feature value: INTEGER; subscribers: LIST [OBSERVER]
19     update_value (v: INTEGER)
20         require pre1: v > 0; pre2:  $\forall o$ : subscribers | o.subject = Current
21             do value := v
22                 across subscribers as o loop update_observer(o) end
23                 ensure post1: value = v end
24 invariant inv1: value > 0; inv2:  $\forall o$ : subscribers | o.cache = value;
25     inv3:  $\forall o$ : subscribers | o.subject = Current end
    
```

Goals \ Facts	pre <sub>1</sub>	pre <sub>2</sub>	21	22:post <sub>1</sub>
post <sub>1</sub>			✓	
AS <sub>1</sub> .inv <sub>1</sub>	✓		✓	
AS <sub>1</sub> .inv <sub>2</sub>		✓		✓
AS <sub>1</sub> .inv <sub>3</sub>		✓		

Proof of update\_value.

Goals \ Facts	pre <sub>1</sub>	pre <sub>2</sub>	14.i.tem_inserted	14.new_count	15.post <sub>1</sub>
post <sub>1</sub>			✓		
post <sub>2</sub>				✓	
AS <sub>2</sub> .o.inv <sub>1</sub>	✓	✓			✓
AS <sub>2</sub> .o.inv <sub>2</sub>					✓
AS <sub>2</sub> .o.inv <sub>3</sub>	✓	✓			

Proof of register\_observer.

## 10 PREVIOUS WORK

The first presentation of class invariants is a single mention of “*invariant of the class*” in Hoare’s 1972 “correctness of data representations” [24]. Experimental 1970s languages included representation invariants: Alphard [53] provides invariants both abstract (on the abstract type) and representation (on an implementation). In OO, inheritance subsumes the distinction. Abstraction and representation become relative concepts; each class inherits its parents’ invariants, adding its own. The refinement process may have any number of levels, not just two. The development of the concept of class invariant for OO appeared in 1985 in [33],[34] and other Eiffel-related publications. [35],[36] (1988,

1997) furthered the concepts. Other formalisms with invariant support include JML [12] and Spec# [10].

The problem of precise semantics for invariants has attracted considerable attention. [44] introduced a reachability predicate for linear lists. [47] developed an invariant-based tool to analyze Java code for such defects as illegal dereferencing. [48] introduced *logical variables* for vulnerable objects depending on the current object. The Universe Type System [40] distributes objects into ownership contexts limiting updates. [9] went further through a *friendship* protocol to allow for state dependence across ownership boundaries [11], a case of *cooperation-based* approaches. [38, 39], also known as *visibility-based* [41], formalized and proved sound in [43]. The Boogie methodology [27] refined the ideas by removing bounds on the number of objects in an ownership context and letting objects change their contexts. [26] extended the methodology to the multithreaded case by protecting object structures from race conditions. Another extension [28] handles invariants over static fields. In an ownership context, [42] used *ghost* fields to handle reentrant method calls and shared references. [41] combined ownership and visibility techniques for modular specification and verification of layered structures. New extensions to the Boogie approach use *history invariants* – two-state invariants describing the evolution of data values – to verify variations of the Observer pattern; one of the latest, *semantic collaboration* [45], enhances the methodology with such ghost fields as *subjects* and *observers*.

[31] exploited design patterns to validate OCL [51] invariants in C++. [30] introduces two sets of objects: those in the *validity invariant* must be valid before and after, unlike those in the *validity effect*. On exit, re-validation is only needed for the intersection. Later work [25] generates the sets automatically from visibility modifiers. [3] addresses invariant issues in a language with contracts treating inter-object relations as first-class citizens. Verification relies on a “Matreshka Principle” to guarantee absence of transitive call-backs and restore a visible-states semantics for multi-object invariants [4]. [5–7] introduce region logic supporting heap-local reasoning about mutation and separation via ghost fields and variables of type “region” consisting of finite sets of object references. [8] adapted region logic to JML and extended it with separating conjunction [46]. [16] proposed seven verification parameters and conditions on them to guarantee soundness. [20] proposed a run-time verification scheme guaranteeing that any invariant violation is detected exactly where it occurs, and proved its correctness. [21] presented another framework for run-time invariant checking. A Boogie methodology extension [29] adds yet another modifier, *additive*, specifying which fields may be mentioned in subclass invariants. [14] proposed two-state *locally checked invariants* (LCI), reducing verification of a concurrent program to checking that they hold for every update. [13], an extension to Pex [49], synthesizes parameterized unit tests [50] from multi-object invariants.

The Ethereum DAO bug [15], due to a callback, gave rise to invariant-based methodologies for smart contracts [1, 2, 22].

## 11 FUTURE WORK

Integration of inheritance techniques (polymorphism, dynamic binding) is in progress. The principal limitation of this work is the Selective Export Call rule (6.3), which demands that targets of calls to selectively exported routines be formal arguments, and can require wrapping calls not satisfying the constraint. Experience with the challenge examples (known to be the most recalcitrant cases, but successfully verified by this work through manual proofs and dynamic monitoring) and examination of library code (where selective exports typically arise, rather than in application classes) show that the amount of wrapping is small, particularly in comparison to the extensive annotation effort required of programmers in previous approaches. It may be possible to relax the restrictions, and to allow static computation of dependent sets, making the STRONG rule usable. We have started to

apply the rules in our own programming and are in the process of integrating them into a prover, part of a determined effort to restore the belief in a sanity clause.

## REFERENCES

- [1] M. Anthony Aiello, Johannes Kanig, and Taro Kurita. 2020. Call Me Back, I Have a Type Invariant. In *Formal Methods. FM 2019 International Workshops*, Emil Sekerinski, Nelma Moreira, José N. Oliveira, Daniel Ratiu, Riccardo Guidotti, Marie Farrell, Matt Luckcuck, Diego Marmosler, José Campos, Troy Astarte, Laure Gonnord, Antonio Cerone, Luis Couto, Brijesh Dongol, Martin Kutrib, Pedro Monteiro, and David Delmas (Eds.). Vol. 12232. Springer International Publishing, Cham, 325–336. [https://doi.org/10.1007/978-3-030-54994-7\\_24](https://doi.org/10.1007/978-3-030-54994-7_24) Series Title: Lecture Notes in Computer Science.
- [2] Elvira Albert, Shelly Grossman, Noam Rinetzy, Clara Rodríguez-Núñez, Albert Rubio, and Mooly Sagiv. 2020. Taming callbacks for smart contract modularity. *Proceedings of the ACM on Programming Languages* 4, OOPSLA (Nov. 2020), 1–30. <https://doi.org/10.1145/3428277>
- [3] Stephanie Balzer and Thomas R. Gross. 2010. Modular reasoning about invariants over shared state with interposed data members. In *Proceedings of the 4th ACM SIGPLAN workshop on Programming languages meets program verification - PLPV '10*. ACM Press, Madrid, Spain, 49. <https://doi.org/10.1145/1707790.1707794>
- [4] Stephanie Balzer and Thomas R. Gross. 2011. Verifying Multi-object Invariants with Relationships. In *ECOOP 2011 – Object-Oriented Programming*, Mira Mezini (Ed.). Vol. 6813. Springer Berlin Heidelberg, Berlin, Heidelberg, 358–382. [https://doi.org/10.1007/978-3-642-22655-7\\_17](https://doi.org/10.1007/978-3-642-22655-7_17) Series Title: Lecture Notes in Computer Science.
- [5] Anindya Banerjee and David A. Naumann. 2013. Local Reasoning for Global Invariants, Part II: Dynamic Boundaries. *J. ACM* 60, 3 (June 2013), 1–73. <https://doi.org/10.1145/2485981>
- [6] Anindya Banerjee, David A. Naumann, and Stan Rosenberg. 2008. Regional Logic for Local Reasoning about Global Invariants. In *ECOOP 2008 – Object-Oriented Programming*, Jan Vitek (Ed.). Vol. 5142. Springer Berlin Heidelberg, Berlin, Heidelberg, 387–411. [https://doi.org/10.1007/978-3-540-70592-5\\_17](https://doi.org/10.1007/978-3-540-70592-5_17) ISSN: 0302-9743, 1611-3349 Series Title: Lecture Notes in Computer Science.
- [7] Anindya Banerjee, David A. Naumann, and Stan Rosenberg. 2013. Local Reasoning for Global Invariants, Part I: Region Logic. *J. ACM* 60, 3 (June 2013), 1–56. <https://doi.org/10.1145/2485982>
- [8] Yuyan Bao and Gary T. Leavens. 2018. A Methodology for Invariants, Framing, and Subtyping in JML. In *Principled Software Development*, Peter Müller and Ina Schaefer (Eds.). Springer International Publishing, Cham, 19–39. [https://doi.org/10.1007/978-3-319-98047-8\\_2](https://doi.org/10.1007/978-3-319-98047-8_2)
- [9] Mike Barnett, Robert DeLine, Manuel Fähndrich, K. Rustan M. Leino, and Wolfram Schulte. 2004. Verification of Object-Oriented Programs with Invariants. *The Journal of Object Technology* 3, 6 (2004), 27. <https://doi.org/10.5381/jot.2004.3.6.a2>
- [10] Mike Barnett, K. Rustan M. Leino, and Wolfram Schulte. 2005. The Spec# Programming System: An Overview. In *Construction and Analysis of Safe, Secure, and Interoperable Smart Devices*, David Hutchison, Takeo Kanade, Josef Kittler, Jon M. Kleinberg, Friedemann Mattern, John C. Mitchell, Moni Naor, Oscar Nierstrasz, C. Pandu Rangan, Bernhard Steffen, Madhu Sudan, Demetri Terzopoulos, Dough Tygar, Moshe Y. Vardi, Gerhard Weikum, Gilles Barthe, Lilian Burdy, Marieke Huisman, Jean-Louis Lanet, and Traian Muntean (Eds.). Vol. 3362. Springer Berlin Heidelberg, Berlin, Heidelberg, 49–69. [https://doi.org/10.1007/978-3-540-30569-9\\_3](https://doi.org/10.1007/978-3-540-30569-9_3) Series Title: Lecture Notes in Computer Science.
- [11] Mike Barnett and David A. Naumann. 2004. Friends Need a Bit More: Maintaining Invariants Over Shared State. In *Mathematics of Program Construction*, Takeo Kanade, Josef Kittler, Jon M. Kleinberg, Friedemann Mattern, John C. Mitchell, Moni Naor, Oscar Nierstrasz, C. Pandu Rangan, Bernhard Steffen, Madhu Sudan, Demetri Terzopoulos, Dough Tygar, Moshe Y. Vardi, Gerhard Weikum, and Dexter Kozen (Eds.). Vol. 3125. Springer Berlin Heidelberg, Berlin, Heidelberg, 54–84. [https://doi.org/10.1007/978-3-540-27764-4\\_5](https://doi.org/10.1007/978-3-540-27764-4_5) Series Title: Lecture Notes in Computer Science.
- [12] Lilian Burdy, Yoonsik Cheon, David R. Cok, Michael D. Ernst, Joseph R. Kiniry, Gary T. Leavens, K. Rustan M. Leino, and Erik Poll. 2005. An overview of JML tools and applications. *International Journal on Software Tools for Technology Transfer* 7, 3 (June 2005), 212–232. <https://doi.org/10.1007/s10009-004-0167-4>
- [13] Maria Christakis, Peter Müller, and Valentin Wüstholtz. 2014. Synthesizing Parameterized Unit Tests to Detect Object Invariant Violations. In *Software Engineering and Formal Methods*, Dimitra Giannakopoulou and Gwen Salaün (Eds.). Vol. 8702. Springer International Publishing, Cham, 65–80. [https://doi.org/10.1007/978-3-319-10431-7\\_6](https://doi.org/10.1007/978-3-319-10431-7_6) Series Title: Lecture Notes in Computer Science.
- [14] Ernie Cohen, Michal Moskal, Wolfram Schulte, and Stephan Tobies. 2010. Local Verification of Global Invariants in Concurrent Programs. In *Computer Aided Verification*, David Hutchison, Takeo Kanade, Josef Kittler, Jon M. Kleinberg, Friedemann Mattern, John C. Mitchell, Moni Naor, Oscar Nierstrasz, C. Pandu Rangan, Bernhard Steffen, Madhu Sudan, Demetri Terzopoulos, Doug Tygar, Moshe Y. Vardi, Gerhard Weikum, Tayssir Touili, Byron Cook, and Paul Jackson (Eds.). Vol. 6174. Springer Berlin Heidelberg, Berlin, Heidelberg, 480–494. [https://doi.org/10.1007/978-3-642-14295-6\\_42](https://doi.org/10.1007/978-3-642-14295-6_42)



Series Title: Lecture Notes in Computer Science.

- [15] Phil Daian. 2016. Analysis of the DAO exploit. <https://hackingdistributed.com/2016/06/18/analysis-of-the-dao-exploit/>.
- [16] S. Drossopoulou, A. Francalanza, P. Müller, and A. J. Summers. 2008. A Unified Framework for Verification Techniques for Object Invariants. In *ECOOP 2008 – Object-Oriented Programming*, Jan Vitek (Ed.). Vol. 5142. Springer Berlin Heidelberg, Berlin, Heidelberg, 412–437. [https://doi.org/10.1007/978-3-540-70592-5\\_18](https://doi.org/10.1007/978-3-540-70592-5_18) ISSN: 0302-9743, 1611-3349 Series Title: Lecture Notes in Computer Science.
- [17] Eiffel Software. [n.d.]. Concurrent programming with SCOOP. [https://www.eiffel.org/doc/solutions/Concurrent\\_programming\\_with\\_SCOOP](https://www.eiffel.org/doc/solutions/Concurrent_programming_with_SCOOP).
- [18] Carlo A. Furia, Bertrand Meyer, and Sergey Velder. 2014. Loop invariants: Analysis, classification, and examples. *Comput. Surveys* 46, 3 (Jan. 2014), 1–51. <https://doi.org/10.1145/2506375>
- [19] Carlo A. Furia, Martin Nordio, Nadia Polikarpova, and Julian Tschannen. 2017. AutoProof: auto-active functional verification of object-oriented programs. *International Journal on Software Tools for Technology Transfer* 19, 6 (Nov. 2017), 697–716. <https://doi.org/10.1007/s10009-016-0419-0>
- [20] Madhu Gopinathan and Sriram K. Rajamani. 2008. Runtime Monitoring of Object Invariants with Guarantee. In *Runtime Verification*, Martin Leucker (Ed.). Vol. 5289. Springer Berlin Heidelberg, Berlin, Heidelberg, 158–172. [https://doi.org/10.1007/978-3-540-89247-2\\_10](https://doi.org/10.1007/978-3-540-89247-2_10) Series Title: Lecture Notes in Computer Science.
- [21] Michael Gorbovitski, Tom Rothamel, Yanhong A. Liu, and Scott D. Stoller. 2008. Efficient runtime invariant checking: a framework and case study. In *Proceedings of the 2008 international workshop on dynamic analysis held in conjunction with the ACM SIGSOFT International Symposium on Software Testing and Analysis (ISSTA 2008) - WODA '08*. ACM Press, Seattle, Washington, 43. <https://doi.org/10.1145/1401827.1401837>
- [22] Shelly Grossman, Ittai Abraham, Guy Golan-Gueta, Yan Michalevsky, Noam Rinetzy, Mooly Sagiv, and Yoni Zohar. 2018. Online detection of effectively callback free objects with applications to smart contracts. *Proceedings of the ACM on Programming Languages* 2, POPL (Jan. 2018), 1–28. <https://doi.org/10.1145/3158136>
- [23] C. A. R. Hoare. 1971. Procedures and parameters: An axiomatic approach. In *Symposium on Semantics of Algorithmic Languages*, E. Engeler (Ed.). Vol. 188. Springer Berlin Heidelberg, Berlin, Heidelberg, 102–116. <https://doi.org/10.1007/BFb0059696> Series Title: Lecture Notes in Mathematics.
- [24] C. A. R. Hoare. 1972. Proof of correctness of data representations. *Acta Informatica* 1, 4 (1972), 271–281. <https://doi.org/10.1007/BF00289507>
- [25] Stefan Huster, Patrick Heckeler, Hanno Eichelberger, Jürgen Ruf, Sebastian Burg, Thomas Kropf, and Wolfgang Rosenstiel. 2014. More Flexible Object Invariants with Less Specification Overhead. In *Software Engineering and Formal Methods*, Dimitra Giannakopoulou and Gwen Salaün (Eds.). Vol. 8702. Springer International Publishing, Cham, 302–316. [https://doi.org/10.1007/978-3-319-10431-7\\_25](https://doi.org/10.1007/978-3-319-10431-7_25) Series Title: Lecture Notes in Computer Science.
- [26] B. Jacobs, K.R.M. Leino, F. Piessens, and W. Schulte. 2005. Safe concurrency for aggregate objects with invariants. In *Third IEEE International Conference on Software Engineering and Formal Methods (SEFM'05)*. IEEE, Koblenz, Germany, 137–146. <https://doi.org/10.1109/SEFM.2005.39>
- [27] K. Rustan M. Leino and Peter Müller. 2004. Object Invariants in Dynamic Contexts. In *ECOOP 2004 – Object-Oriented Programming*, Takeo Kanade, Josef Kittler, Jon M. Kleinberg, Friedemann Mattern, John C. Mitchell, Moni Naor, Oscar Nierstrasz, C. Pandu Rangan, Bernhard Steffen, Madhu Sudan, Demetri Terzopoulos, Dough Tygar, Moshe Y. Vardi, Gerhard Weikum, and Martin Odersky (Eds.). Vol. 3086. Springer Berlin Heidelberg, Berlin, Heidelberg, 491–515. [https://doi.org/10.1007/978-3-540-24851-4\\_22](https://doi.org/10.1007/978-3-540-24851-4_22) Series Title: Lecture Notes in Computer Science.
- [28] K. Rustan M. Leino and Peter Müller. 2005. Modular Verification of Static Class Invariants. In *FM 2005: Formal Methods*, David Hutchison, Takeo Kanade, Josef Kittler, Jon M. Kleinberg, Friedemann Mattern, John C. Mitchell, Moni Naor, Oscar Nierstrasz, C. Pandu Rangan, Bernhard Steffen, Madhu Sudan, Demetri Terzopoulos, Dough Tygar, Moshe Y. Vardi, Gerhard Weikum, John Fitzgerald, Ian J. Hayes, and Andrzej Tarlecki (Eds.). Vol. 3582. Springer Berlin Heidelberg, Berlin, Heidelberg, 26–42. [https://doi.org/10.1007/11526841\\_4](https://doi.org/10.1007/11526841_4) Series Title: Lecture Notes in Computer Science.
- [29] K. Rustan M. Leino and Angela Wallenburg. 2008. Class-local object invariants. In *Proceedings of the 1st conference on India software engineering conference - ISEC '08*. ACM Press, Hyderabad, India, 57. <https://doi.org/10.1145/1342211.1342225>
- [30] Yi Lu, John Potter, and Jingling Xue. 2007. Validity Invariants and Effects. In *ECOOP 2007 – Object-Oriented Programming*, Erik Ernst (Ed.). Vol. 4609. Springer Berlin Heidelberg, Berlin, Heidelberg, 202–226. [https://doi.org/10.1007/978-3-540-73589-2\\_11](https://doi.org/10.1007/978-3-540-73589-2_11) ISSN: 0302-9743, 1611-3349 Series Title: Lecture Notes in Computer Science.
- [31] Brian A. Malloy and James F. Power. 2006. Exploiting design patterns to automate validation of class invariants. *Software Testing, Verification and Reliability* 16, 2 (June 2006), 71–95. <https://doi.org/10.1002/stvr.327>
- [32] Marx Brothers. 1935. A Night at the Opera. [https://youtu.be/G\\_Sy6oiJbEk?t=228](https://youtu.be/G_Sy6oiJbEk?t=228).
- [33] Bertrand Meyer. 1985. *Eiffel: A Language for Software Engineering*. Technical Report TR-CS-85-19. University of California, Santa Barbara. [http://se.ethz.ch/~meyer/publications/eiffel/eiffel\\_report.pdf](http://se.ethz.ch/~meyer/publications/eiffel/eiffel_report.pdf)

- [34] Bertrand Meyer. 1988. Eiffel: A language and environment for software engineering. *Journal of Systems and Software* 8, 3 (June 1988), 199–246. [https://doi.org/10.1016/0164-1212\(88\)90022-2](https://doi.org/10.1016/0164-1212(88)90022-2)
- [35] Bertrand Meyer. 1988. *Object-oriented software construction*. Prentice-Hall, New York.
- [36] Bertrand Meyer. 1997. *Object-oriented software construction* (2nd ed ed.). Prentice Hall PTR, Upper Saddle River, N.J.
- [37] Bertrand Meyer. 2005. The Dependent Delegate Dilemma. In *Engineering Theories of Software Intensive Systems*, Manfred Broy, Johannes Grünbauer, David Harel, and Tony Hoare (Eds.). Vol. 195. Springer-Verlag, Berlin/Heidelberg, 105–118. [https://doi.org/10.1007/1-4020-3532-2\\_4](https://doi.org/10.1007/1-4020-3532-2_4) Series Title: NATO Science Series.
- [38] Ronald Middelkoop, Cornelis Huizing, Ruurd Kuiper, and Erik Luit. 2006. Cooperation-based Invariants for OO Languages. *Electronic Notes in Theoretical Computer Science* 160 (Aug. 2006), 225–237. <https://doi.org/10.1016/j.entcs.2006.05.025>
- [39] Ronald Middelkoop, Cornelis Huizing, Ruurd Kuiper, and Erik J. Luit. 2008. Invariants for Non-Hierarchical Object Structures. *Electronic Notes in Theoretical Computer Science* 195 (Jan. 2008), 211–229. <https://doi.org/10.1016/j.entcs.2007.08.034>
- [40] Peter Müller. 2002. *Modular specification and verification of object-oriented programs*. Springer, Berlin. OCLC: 856825237.
- [41] Peter Müller, Arnd Poetzsch-Heffter, and Gary T. Leavens. 2006. Modular invariants for layered object structures. *Science of Computer Programming* 62, 3 (Oct. 2006), 253–286. <https://doi.org/10.1016/j.scico.2006.03.001>
- [42] David A. Naumann. 2005. Assertion-Based Encapsulation, Object Invariants and Simulations. In *Formal Methods for Components and Objects*, David Hutchison, Takeo Kanade, Josef Kittler, Jon M. Kleinberg, Friedemann Mattern, John C. Mitchell, Moni Naor, Oscar Nierstrasz, C. Pandu Rangan, Bernhard Steffen, Madhu Sudan, Demetri Terzopoulos, Dough Tygar, Moshe Y. Vardi, Gerhard Weikum, Frank S. de Boer, Marcello M. Bonsangue, Susanne Graf, and Willem-Paul de Roever (Eds.). Vol. 3657. Springer Berlin Heidelberg, Berlin, Heidelberg, 251–273. [https://doi.org/10.1007/11561163\\_11](https://doi.org/10.1007/11561163_11) Series Title: Lecture Notes in Computer Science.
- [43] David A. Naumann and Mike Barnett. 2006. Towards imperative modules: Reasoning about invariants and sharing of mutable state. *Theoretical Computer Science* 365, 1-2 (Nov. 2006), 143–168. <https://doi.org/10.1016/j.tcs.2006.07.035>
- [44] Greg Nelson. 1983. Verifying reachability invariants of linked structures. In *Proceedings of the 10th ACM SIGACT-SIGPLAN symposium on Principles of programming languages - POPL '83*. ACM Press, Austin, Texas, 38–47. <https://doi.org/10.1145/567067.567073>
- [45] Nadia Polikarpova, Julian Tschannen, Carlo A. Furia, and Bertrand Meyer. 2014. Flexible Invariants through Semantic Collaboration. In *FM 2014: Formal Methods*, David Hutchison, Takeo Kanade, Josef Kittler, Jon M. Kleinberg, Alfred Kobsa, Friedemann Mattern, John C. Mitchell, Moni Naor, Oscar Nierstrasz, C. Pandu Rangan, Bernhard Steffen, Demetri Terzopoulos, Doug Tygar, Gerhard Weikum, Cliff Jones, Pekka Pihlajasaari, and Jun Sun (Eds.). Vol. 8442. Springer International Publishing, Cham, 514–530. [https://doi.org/10.1007/978-3-319-06410-9\\_35](https://doi.org/10.1007/978-3-319-06410-9_35) Series Title: Lecture Notes in Computer Science.
- [46] J.C. Reynolds. 2002. Separation logic: a logic for shared mutable data structures. In *Proceedings 17th Annual IEEE Symposium on Logic in Computer Science*. IEEE Comput. Soc, Copenhagen, Denmark, 55–74. <https://doi.org/10.1109/LICS.2002.1029817>
- [47] S. Skevoulis and Xiaoping Jia. 2000. Generic invariant-based static analysis tool for detection of runtime errors in Java programs. In *Proceedings 37th International Conference on Technology of Object-Oriented Languages and Systems. TOOLS-Pacific 2000*. IEEE Comput. Soc, Sydney, NSW, Australia, 36–44. <https://doi.org/10.1109/TOOLS.2000.891356>
- [48] SOOP, Kees Huizing, and Ruurd Kuiper. 2000. Verification of Object Oriented Programs Using Class Invariants. In *Fundamental Approaches to Software Engineering*, Gerhard Goos, Juris Hartmanis, Jan van Leeuwen, and Tom Maibaum (Eds.). Vol. 1783. Springer Berlin Heidelberg, Berlin, Heidelberg, 208–221. [https://doi.org/10.1007/3-540-46428-X\\_15](https://doi.org/10.1007/3-540-46428-X_15) Series Title: Lecture Notes in Computer Science.
- [49] Nikolai Tillmann and Jonathan de Halleux. 2008. Pex–White Box Test Generation for .NET. In *Tests and Proofs*, David Hutchison, Takeo Kanade, Josef Kittler, Jon M. Kleinberg, Friedemann Mattern, John C. Mitchell, Moni Naor, Oscar Nierstrasz, C. Pandu Rangan, Bernhard Steffen, Madhu Sudan, Demetri Terzopoulos, Doug Tygar, Moshe Y. Vardi, Gerhard Weikum, Bernhard Beckert, and Reiner Hähnle (Eds.). Vol. 4966. Springer Berlin Heidelberg, Berlin, Heidelberg, 134–153. [https://doi.org/10.1007/978-3-540-79124-9\\_10](https://doi.org/10.1007/978-3-540-79124-9_10) Series Title: Lecture Notes in Computer Science.
- [50] Nikolai Tillmann and Wolfram Schulte. 2005. Parameterized unit tests. *ACM SIGSOFT Software Engineering Notes* 30, 5 (Sept. 2005), 253–262. <https://doi.org/10.1145/1095430.1081749>
- [51] Jos B. Warmer and Anneke G. Kleppe. 2003. *The object constraint language: getting your models ready for MDA* (2. ed ed.). Addison-Wesley, Boston, Mass. Munich.
- [52] Wikipedia. 2021. Accounting equation. [https://en.wikipedia.org/wiki/Accounting\\_equation](https://en.wikipedia.org/wiki/Accounting_equation).
- [53] W.A. Wulf, R.L. London, and M. Shaw. 1976. An Introduction to the Construction and Verification of Alphard Programs. *IEEE Transactions on Software Engineering* SE-2, 4 (Dec. 1976), 253–265. <https://doi.org/10.1109/TSE.1976.233830>