

Constraint-Driven Optimal Control of Multi-Agent Systems: A Highway Platooning Case Study

Logan E. Beaver, *Student Member, IEEE*, Andreas A. Malikopoulos, *Senior Member, IEEE*

Abstract—Platooning has been exploited as a method for vehicles to minimize energy consumption. In this article, we present a constraint-driven optimal control framework that yields emergent platooning behavior for connected and automated vehicles operating in an open transportation system. Our approach combines recent insights in constraint-driven optimal control with the physical aerodynamic interactions between vehicles in a highway setting. The result is a set of equations that describes when platooning is an appropriate strategy, as well as a descriptive optimal control law that yields emergent platooning behavior. Finally, we demonstrate these properties in simulation and with a real-time experiment in a scaled testbed.

I. INTRODUCTION

Multi-agent systems have attracted considerable attention in many applications due to their natural parallelization, general adaptability, and ability to self-organize [1]. This has proven useful in many applications, such as emerging mobility systems [2], construction [3], and surveillance [4]. A recent push in constraint-driven control has brought the idea of long-duration autonomy to the forefront of multi-agent systems research [5]. For long-duration autonomy tasks, robots are left to interact with their environment on timescales significantly longer than what can be achieved in a laboratory setting. These approaches necessarily emphasize safe energy-minimizing control policies for the agents, whose behaviors are driven by interactions with the environment. Several applications of constraint-driven multi-agent control have been explored recently [6]–[8].

In this article, we propose a constraint-driven approach to generate emergent platooning behavior in a fleet of connected automated vehicles (CAVs) operating in highway conditions. Platooning behavior has been of particular interest due to the high potential for energy savings over long distances. Early results by Athans [9] laid the groundwork for more recent results for highway driving [10], cooperative adaptive cruise control [11], and mixed-traffic platooning [12]. We believe that platoon formation for long-distance highway travel is a natural fit for constraint-driven control. There are several approaches to optimal platoon formation in the literature. In one example, the authors sought to optimally position differential drive robots in an echelon formation such that energy lost to drag was minimized [13]. Reynolds’ flocking rules were applied to highway vehicles in

[14], which sought to minimize energy consumption while maintaining a desired speed. Energy-efficient flocking was also proposed for a system of flying robots in \mathbb{R}^2 [15]. Previous approaches either construct a large multi-objective optimization problem to determine the next control action, or they apply sub-optimal consensus algorithms to reach a drafting configuration. A recent review of these techniques is presented in [16].

Our approach, in contrast to existing work, is constraint-driven. In our framework, agents seek to expend as little energy as possible subject to a set of task and safety constraints. Our approach also has the benefit of being interpretable, i.e., the cause of an agent’s action can be deduced by examining which constraints become active during operation. Our framework also addresses when drafting is an appropriate strategy for any individual CAV to pursue. In particular, we derive a set of conditions that determines whether an individual vehicle ought to form a new platoon or draft the preceding vehicle. Finally, our approach is totally decentralized, and thus it is well-suited to open systems. We allow for other vehicles to suddenly enter or exit the roadway, with feasible initial conditions, without the need to broadcast their intended destination to the road network. This has the secondary benefit of guaranteeing privacy for all vehicles and their passengers.

The remainder of the article is organized as follows. In Section II, we formulate the platoon formation problem, and in Section III, we present our decentralized constraint-driven control algorithm. We validate our results with a 15 vehicle simulation in Section IV, and in a 4-vehicle experiment in Section V. Finally, we draw conclusions and propose future work in Section VI.

II. PROBLEM FORMULATION

We consider a set of CAVs traveling in a single-lane roadway. In particular, we consider an open transportation system that contains $N(t) \in \mathbb{N}$ CAVs indexed by the set $\mathcal{N}(t) = \{0, 1, 2, \dots, N(t) - 1\}$, where $t \in \mathbb{R}$ is time and vehicle $i \in \mathcal{N}(t) \setminus \{0\}$ is in the aerodynamic wake of vehicle $i - 1$. We denote the state of each CAV $i \in \mathcal{N}(t)$ by $\mathbf{x}_i(t) = [p_i(t), v_i(t)]^T$, where $p_i(t), v_i(t) \in \mathbb{R}$ are the longitudinal position and speed of vehicle i on its current path respectively. Each vehicle obeys the second-order dynamics

$$\begin{aligned} \dot{p}_i(t) &= v_i(t), \\ \dot{v}_i(t) &= a_i(t) = u_i(t) - F_i(v_i(t), \hat{p}_i(t)), \end{aligned} \quad (1)$$

This research was supported by ARPAA’s NEXTCAR program under the award number DE-AR0000796. This support is gratefully acknowledged.

L.E. Beaver and A.A. Malikopoulos are with the Department of Mechanical Engineering, University of Delaware, Newark, DE, USA (emails: lbeaver@udel.edu, andreas@udel.edu).

where $a_i(t)$ is acceleration, $u_i(t)$ is forward force imparted through the tires, $F_i(v_i(t), \hat{p}_i(t))$ is the aerodynamic drag force acting on the vehicle, and $\hat{p}_i(t)$ is the relative position of CAV i , which we formally define later. The objective of each vehicle is to minimize its energy lost through the external drag force, i.e.,

$$J_i(v_i(t), \hat{p}_i(t)) = \frac{1}{2} F_i(v_i(t), \hat{p}_i(t))^2. \quad (2)$$

Each vehicle i is subject to state and control constraints, i.e.,

$$0 < v_{\min} \leq v_i(t) \leq v_{\max}, \quad (3)$$

$$a_{\min} \leq a_i(t) \leq a_{\max}, \quad (4)$$

where (3) is the lower and upper speed limit and (4) is the maximum safe deceleration and acceleration.

We index the vehicles in descending order, i.e., $p_i(t) < p_j(t)$ for all $i > j$, $i, j \in \mathcal{N}(t)$. Furthermore, when a vehicle enters or exits the system, the CAVs can communicate to resequence themselves. To simplify our notation, we introduce the *relative state* coordinates.

Definition 1. For each vehicle $i \in \mathcal{N}(t)$, the relative states and control action are,

$$\hat{p}_i(t) = \begin{cases} p_i(t) & \text{if } i = 0, \\ p_i(t) - p_{i-1}(t) & \text{if } i > 0, \end{cases} \quad (5)$$

$$\hat{v}_i(t) = \begin{cases} v_i(t) & \text{if } i = 0, \\ v_i(t) - v_{i-1}(t) & \text{if } i > 0, \end{cases} \quad (6)$$

$$\hat{a}_i(t) = \begin{cases} \dot{v}_i(t) & \text{if } i = 0, \\ \dot{v}_i(t) - \dot{v}_{i-1}(t) & \text{if } i > 0. \end{cases} \quad (7)$$

Note that in this coordinate system $\hat{p}_i(t) < 0$ for $i > 0$.

To guarantee safety we impose the following safety constraint,

$$\hat{p}_i(t) + \delta \leq 0, \quad i \in \mathcal{N} \setminus \{0\}, \quad (8)$$

where $\delta \in \mathbb{R}_{>0}$ is the minimum safe bumper-to-bumper following distance. However, naively satisfying (8) may still lead to unsafe scenarios and collisions. Consider the case when $\hat{v}_i(t)$ is very large and vehicle $i-1$ applies $a_{i-1}(t) = a_{\min}$. To guarantee vehicle i never ends up in an unsafe scenario, we impose an augmented safety constraint that guarantees sufficient stopping distance,

$$g_i^s(v_i, \hat{p}_i, \hat{v}_i) = \begin{cases} \hat{p}_i(t) + \delta & \text{if } \hat{v}_i(t) \leq 0, \\ \hat{p}_i(t) + \delta + \hat{v}_i(t) \cdot \left(\frac{v_{\min} - v_i(t)}{a_{\min}} \right) & \\ \quad + \frac{\hat{v}_i(t)^2}{2a_{\min}} & \text{if } \hat{v}_i(t) > 0, \end{cases} \quad (9)$$

for $i \in \mathcal{N} \setminus \{0\}$. The case when $\hat{v}_i(t) > 0$ in (9) is derived for CAV i by assuming $i-1$ applies the maximum braking force until $v_{i-1}(t) = v_{\min}$ at some time t_1 and cruises with $a_{i-1}(t) = 0$, for $t \geq t_1$. Then, (9) allows CAV i sufficient stopping distance to brake at a_{\min} and maintain $\hat{p}_i(t) + \delta = 0$. Note that the quadratic $\hat{v}_i(t)$ term is zero when $\hat{v}_i(t) = 0$ and increases up to a maximum at $\hat{v}_i(t) = v_{\max} - v_{\min}$. Thus, satisfaction of (9) always implies (8).

Finally, each vehicle has a terminal time that corresponds to the time that vehicle i will exit the system, e.g., take an exit off the highway, which we denote t_i^f . The value of t_i^f is known only to vehicle i and is not shared with any other vehicle. This also ensures the privacy of vehicle i 's destination.

Our objective in this article is the formation of platoons for long-duration autonomy, e.g., long-distance highway conditions. Therefore, once vehicle i joins a platoon, i.e., $\hat{v}_i = 0$ and (9) is a strict equality, other techniques, such as control barrier functions [17] and consensus approaches [18], can be used to maintain the platoon. To minimize (2) for our long-duration autonomy task, we impose the following assumptions.

Assumption 1. We neglect the effects of wind, and assume the air has constant properties. For vehicle $i \in \mathcal{N} \setminus \{0\}$ the drag force is zero at $F_i(0, \hat{p}_i(t))$, increasing in $v_i(t)$, and decreasing in $\hat{p}_i(t)$. For vehicle $i = 0$ the drag force is zero at $F_i(0, \hat{p}_i(t))$, increasing in $v_i(t)$, and constant in $\hat{p}_i(t)$.

Assumption 1 is the crux of our analysis, as it determines the signs of the derivatives of the cost function. This assumption may be relaxed for some applications, such as racing, where tight vehicle spacing can lead to the formation of a high-pressure air pocket. This can be achieved by allowing F_i to be convex in $\hat{p}_i(t)$ rather than monotonically increasing. However, we expect this assumption to hold, on average, for the speeds and safe following distances associated with highway conditions. For physical systems containing wind, eddies, and other turbulent effects, F_i may be thought of as an average or filtered drag force; sensing the average aerodynamic forces between vehicles in real time is an active area of ongoing research [19].

Assumption 2. The drag acting on vehicle i is only a function of vehicle $i-1$'s state for $i \in \mathcal{N} \setminus \{0\}$, and there are no external noise or disturbances.

Assumption 3. Communication between CAVs occurs instantaneously and noiselessly.

Assumptions 2 and 3 idealize the environment in which the vehicles are operating to simplify the analysis. Assumption 2 may be relaxed by expanding the drag model to include a time-varying component and additional interaction forces. Likewise, Assumption 3 can be relaxed by including delays, noise, and packet loss in a communication model. Both of these cases could be handled by augmenting our proposed controller with robust techniques, however, we believe this adds significant analytical complexity without changing the fundamental results of our analysis.

Assumption 4. Each vehicle $i \in \mathcal{N}(t)$ is equipped with a low-level controller that can track the desired acceleration, $a_i(t)$, by controlling the forward force applied to the CAV through $u_i(t)$.

Assumption 4 allows us to derive the kinematic motion of each CAV without directly considering the applied drag

force. This enables us to generate an analytic closed-form optimal trajectory for each vehicle without the numerical challenges associated with boundary-layer fluid dynamics. This assumption can be relaxed by considering robust tracking, e.g., control barrier functions, or online learning to estimate and compensate for the aerodynamic interactions.

III. OPTIMAL CONTROL WITH GRADIENT FLOW

We employ *gradient flow* to generate the control input for each vehicle. This a gradient-based optimization technique, wherein each vehicle's control action is a gradient descent step. This technique has been used successfully to control multi-agent constraint-driven systems [20], [21]. Our motivation for gradient flow is twofold: first, planning a trajectory through a fluid boundary layer in real time requires significantly more computational power than what is available to a CAV. Second, the exit time of the preceding vehicle is an unknown quantity, and so each vehicle cannot quantify the trade-off between accelerating to draft the preceding vehicle versus the energy savings of drafting. Thus, we take a conservative approach where no vehicle will increase its energy consumption during operation. This approach yields conditions for *when* platooning is an appropriate strategy in addition to *how* the platoon should be formed.

As a first step, we define the set of *safe control inputs* and show that it satisfies recursive feasibility [22]. For the remainder of the analysis, we omit the explicit dependence of state variables on t when no ambiguity arises.

Definition 2. For each vehicle $i \in \mathcal{N} \setminus \{0\}$, the set of safe control inputs is

$$\mathcal{A}_i^s(v_i, \hat{p}_i, \hat{v}_i) = \left\{ a \in \mathbb{R} : a_{\min} \leq a \leq a_{\max}, \right. \\ \left. \begin{aligned} v_i = v_{\max} &\implies a \leq 0 \\ v_i = v_{\min} &\implies a \geq 0 \\ g_i^s = 0 &\implies \frac{d}{dt}g_i^s \leq 0 \end{aligned} \right\}, \quad (10)$$

where g_i^s is the rear-end safety constraint (9), and $\frac{d}{dt}g_i^s \leq 0$ can be achieved through the control action, $a_i(t)$. The safe set ensures the state, control, and safety constraints of vehicle i are always satisfied.

Theorem 1. (Recursive Feasibility) For any vehicle $i \in \mathcal{N} \setminus \{0\}$, if the variables $\hat{p}_i(t), \hat{v}_i(t), v_i(t)$ satisfy (3) and (9) at time $t_1 \in \mathbb{R}$, then the set \mathcal{A}_i^s is non-empty for all $t \geq t_1$.

Proof. To prove Theorem 1, we show that a feasible control input always exists in the worst case scenario for vehicle i . Let $\hat{v}_i(t_0) \geq 0$ and $a_{i-1}(t) = a_{\min}$ for $t \in [t_0, t_1)$ such that $v_{i-1}(t_1) = v_{\min}$ and $a_{i-1}(t) = 0$ for $t \geq t_1$. We take the time derivative of (9), which yields

$$\begin{aligned} \dot{\hat{v}}_i(t) + \hat{v}_i(t) \cdot \left(-\frac{a_i(t)}{a_{\min}} \right) + \hat{a}_i(t) \left(\frac{v_{\min} - v_i(t)}{a_{\min}} \right) \\ + \left(\frac{\hat{v}_i(t) \hat{a}_i(t)}{a_{\min}} \right). \end{aligned} \quad (11)$$

Over the interval $[t_0, t_1)$, $v_i(t) > v_{\min}$, and thus $a_i(t) = a_{\min}$ is a feasible control action. This implies that $\hat{a}_i(t) = 0$, and evaluating (11) implies

$$\dot{\hat{v}}_i(t) + \hat{v}_i(t) \left(-1 \right) = 0, \quad (12)$$

i.e., (11) is identically zero, which implies that (9) is constant. Next, consider the interval $[t_1, t_2)$ such that $a_i(t) = a_{\min}$ for $t \in [t_1, t_2)$ and $v_i(t) = v_{\min}$ for $t \geq t_2$. Thus, $a_i(t) = a_{\min}$ is a feasible control action, and evaluating (11) implies

$$\begin{aligned} \dot{\hat{v}}_i(t) - \hat{v}_i(t) + v_{\min} - v_i(t) + \hat{v}_i(t) = 2\dot{\hat{v}}_i(t) - 2\hat{v}_i(t) \\ = 0, \end{aligned} \quad (13)$$

which is identically zero over the entire interval. This implies that (9) is constant. Finally, for $t > t_2$, $a_i(t) = 0$ is a feasible control action, which implies that $\hat{a}_i(t) = 0$, $\hat{v}_i(t) = 0$, and (9) is constant. Therefore, (9) is constant for all $t > t_1$ in the worst-case scenario and $\mathcal{A}_i^s \neq \emptyset$ for all $t \geq t_1$. \square

Next, before deriving our energy-minimizing constraint, we present the unique equilibrium point that minimizes the energy consumption of each CAV $i \in \mathcal{N}(t)$. For the lead vehicle, i.e., $i = 0$, the drag force is minimized at $v_i = 0$ and increasing in v_i by Assumption 1. It is trivial to show that the lead vehicle's energy consumption is minimized at $v_i(t) = v_{\min}$. For a following vehicle, i.e., $i > 0$, the Karush-Kuhn-Tucker (KKT) conditions yield

$$L = F^2 + \mu^v (v_{\min} - v_i) + \mu^p (\hat{p}_i + \delta), \quad (14)$$

$$\frac{\partial L}{\partial v_i} = 2F F_v - \mu^v = 0, \quad (15)$$

$$\frac{\partial L}{\partial \hat{p}_i} = 2F F_{\hat{p}} + \mu^p = 0, \quad (16)$$

$$\frac{\partial L}{\partial \mu^v} = v_{\min} - v_i = 0, \quad (17)$$

$$\frac{\partial L}{\partial \mu^p} = \hat{p}_i + \delta = 0, \quad (18)$$

where the subscripts v, \hat{p} refer to the partial derivative of F with respect to $v_i(t)$ and $\hat{p}_i(t)$, respectively, and $\hat{p}_i(t) + \delta = 0$ is implied by (9) when $v_i(t) = v_{\min}$. Given Assumption 1, we can determine the signs of the partial derivatives, which implies

$$v_i = v_{\min}, \quad \hat{p}_i = -\delta, \quad (19)$$

$$\mu^v = 2F \frac{\partial F}{\partial v_i} > 0, \quad \mu^p = -2F \frac{\partial F}{\partial \hat{p}_i} > 0. \quad (20)$$

Thus, CAV $i > 0$ minimizes its energy consumption by following CAV $i - 1$ at speed v_{\min} and distance $\hat{p}_i(t) = \delta$. Note that, as F_i is strictly increasing in v_i and strictly decreasing in \hat{p}_i , the platooning formation corresponds to the unique minimum-energy configuration of the N CAVs.

Finally, to minimize each agent's energy consumption, we implement gradient flow by requiring the time derivative of the cost functional (2) to be negative semidefinite for each vehicle $i \in \mathcal{N}(t)$. For vehicle $i = 0$ this implies

$$\dot{J}_i = \frac{\partial F(v_i(t), \hat{p}_i(t))}{\partial v_i(t)} a_i(t) \leq 0, \quad (21)$$

which, by Assumption 1, implies that

$$a_i(t) \leq 0 \quad \text{for } i = 0. \quad (22)$$

For vehicle $i > 0$, Assumption 1 implies

$$\dot{j}_i = \begin{bmatrix} F F_v \\ F F_{\hat{p}} \end{bmatrix} \cdot \begin{bmatrix} a_i(t) \\ \hat{v}_i(t) \end{bmatrix} \leq 0. \quad (23)$$

Expanding (23) yields

$$F F_v a_i(t) + F F_{\hat{p}} \hat{v}_i(t) \leq 0, \quad (24)$$

which can be solved for $a_i(t)$ using the signs of the partial derivatives imposed by Assumption 1,

$$a_i(t) \leq \frac{|F_{\hat{p}}|}{F_v} \hat{v}_i(t). \quad (25)$$

Thus, in order for CAV i to form a platoon with $i - 1$, we must have $\hat{v}_i(t) > 0$. Intuitively this makes sense, if $\hat{v}_i(t) < 0$ then $\hat{p}_i(t)$ is decreasing (increasing the drag force) and i must decelerate to achieve an equivalent decrease in the drag force. Likewise, $\hat{v}_i(t) > 0$ implies that $\hat{p}_i(t)$ is increasing (decreasing the drag force) and i may accelerate without increasing the overall drag force.

Note that, consistent with multi-agent control barrier functions [21], it is possible that imposing (25) and the set of safe control inputs (Definition 2) on each vehicle admits no feasible solutions. In particular, this occurs when

$$v_i(t) = v_{\min} \text{ and } \frac{|F_{\hat{p}}|}{F_v} (v_{\min} - v_{i-1}(t)) < 0, \quad (26)$$

$$a_i(t) \leq \frac{|F_{\hat{p}}|}{F_v} \hat{v}_i(t) < a_{\min}. \quad (27)$$

Thus, if CAV $i > 0$ satisfies (26) or (27), it must fall back and become the lead CAV of its own platoon. CAV i will re-initialize itself as index 0 of a new platoon, and all following CAVs $j > i$ will be re-initialized as $j - i$. This platoon will operate independently as long as (26) or (27) are satisfied for the vehicle physically ahead of CAV 0 on the road. The same test may be applied to determine when two platoons ought to merge into a single platoon. Thus, (26) and (27) determine whether platooning is an appropriate strategy for CAV i .

In addition to the above challenges that arise from the task constraint, selecting an energy-minimizing control law that satisfies (10) and (25) is, in general, insufficient to generate emergent platooning behavior. This fact is demonstrated in [23], which shows that only minimizing energy consumption is not a stable configuration for selfish energy-minimizing agents. As an illustrative example, consider the case where the initial states of the vehicles are randomly selected from the set of feasible states such that each CAV $i \in \mathcal{N} \setminus \{0\}$ is in the wake of vehicle $i - 1$. This implies a transient period for i , where $v_{i-1}(t) > v_{\min}$. To generate a platoon, we would like to have CAV i achieve and maintain $\hat{v}_i(t) > 0$. We can consider two cases, for the first case let $\hat{v}_i(t_i^0) > 0$, then i can maximize its energy savings by selecting $a_i(t) = a_{\min}$. However, this may lead to a situation where $\hat{v}_i(t) = 0$ and $\hat{p}_i(t) + \delta < 0$, i.e., the vehicles do not form a platoon. Thus,

vehicle i ought to apply a small, feasible deceleration such that $\hat{v}_i(t) > 0$ is maintained. In the second case let $\hat{v}_i(t_i^0) \leq 0$, then i ought to decelerate as little as possible, i.e., (25) should be a strict equality. Then, if CAV $i - 1$ applies a large deceleration, it is possible that $\hat{v}_i(t) > 0$ in the future, and i will be able to join the platoon. The solution of the following optimization problem can accomplish this behavior.

Problem 1. For each CAV $i \in \mathcal{N} \setminus \{0\}$, such that (26) and (27) are not satisfied, generate the control action that solves

$$\min_{a_i(t)} \frac{1}{2} a_i(t)^2$$

subject to:

$$a_i(t) \in \mathcal{A}_i^s(v_i(t), \hat{p}_i(t), \hat{v}_i(t)),$$

$$a_i(t) \leq \frac{|F_{\hat{p}}|}{F_v} \hat{v}_i(t).$$

Next, we present our main results that characterize sufficient conditions for platoon formation.

Lemma 1. For any vehicle $i \in \mathcal{N}(t)$ at any time $t \in \mathbb{R}$, the control action that solves Problem 1 is upper bounded by 0.

Proof. For vehicle $i = 0$, (22) implies $a_i(t) \leq 0$.

For vehicle $i > 0$, let $\alpha_1 = \sup \left\{ \mathcal{A}_i^s \right\}$, let $\alpha_2 = \frac{|F_{\hat{p}}|}{F_v} \hat{v}_i(t)$, and let $\alpha = \min\{\alpha_1, \alpha_2\}$, i.e., α is the smallest upper bound of Problem 1's feasible space. For the case when $\alpha \leq 0$, the solution of Problem 1 is upper bounded by 0. For the case when $\alpha > 0$ the lower bound of Problem 1 is

$$\beta = \begin{cases} a_{\min} & \text{if } v_i(t) \neq v_{\min}, \\ 0 & \text{if } v_i(t) = v_{\min}, \end{cases} \quad (28)$$

thus $\beta \leq 0 < \alpha$. This implies that any control action $a_i(t) > 0$ incurs a higher cost than $a_i(t) = 0$, which is a feasible action in this case. Thus, the solution of Problem 1 is always upper bounded by zero. \square

Theorem 2. For two CAVs $i, i - 1 \in \mathcal{N}(t)$, the initial condition $v_i(t_i^0) > v_{i-1}(t_i^0)$ guarantees that i and $i - 1$ will form a platoon under as long as t_i^f and t_{i-1}^f are sufficiently large.

Proof. First, consider the case when the rear-end safety constraint does not become active. Assume $\hat{v}_i(t_1) < 0$ at some $t_1 > t_i^0$. Continuity of $\hat{v}_i(t)$ implies that there is at least one non-zero interval of time $[t_0, t_1]$ such that $\hat{a}_i(t) < 0$ and $\hat{v}_i(t) \geq 0$ for $t \in [t_0, t_1]$. Over any such interval, $\hat{v}_i(t) \geq 0$ implies that $a_i(t) = 0$ is a feasible control action. Furthermore, Lemma 1 implies $a_{i-1}(t) \leq 0$, which implies that $\hat{a}_i(t) \geq 0$. This contradicts $\hat{a}_i(t) < 0$, therefore no such interval can exist and $\hat{v}_i(t) > 0$ for all $t > t_i^0$ as long as the safety constraint does not become active.

Next, consider the case when only the rear-end safety constraint is active, i.e., (9) is strictly equal to zero. In this case, solving (9) for $\hat{v}_i(t)$ yields

$$\hat{v}_i(t) = v_i(t) - v_{\min} - \left[(v_i(t) - v_{\min})^2 + 2|a_{\min}|(\hat{p}_i(t) + \delta) \right]^{\frac{1}{2}}, \quad (29)$$

where $\hat{p}_i(t) + \delta \leq 0$, and thus (29) implies $\hat{v}_i(t) \geq 0$ when $\hat{p}_i(t) + \delta < 0$. Thus, $\hat{v}_i(t)$ is positive and decreasing and only reaches zero when $\hat{p}_i(t) + \delta = 0$, i.e., platoon formation occurs. \square

Theorem 2 is a sufficient condition for platooning, and can be recursively applied at any time t_0 to guarantee the convergence of any sequence of vehicles satisfying $v_i(t_0) < v_{i+1}(t_0) < \dots < v_{i+k}(t_0)$ for $k \in \mathbb{N}$. We also note that platooning may occur when $v_i(t_0) > v_{i+1}(t_0)$, in particular if vehicle i decelerates sufficiently fast such that $v_i(t_1) < v_{i+1}(t_1)$ for some $t_1 > t_0$. In this case, Theorem 1 can be applied at $t = t_1$ to guarantee platoon formation.

Finally, the behavior of the front CAV $i = 0$ depends on the context of the platooning problem. The lead CAV may select any trajectory satisfying $a_i(t) \leq 0$ and $v_i(t) \geq v_{\min}$ under our framework. For example, following $u_i(t) = 0$ could minimize transient energy operation while the drag force slows the vehicle down to the minimum speed. Alternatively, to facilitate platoon formation, it may be practical to select $a_i(t) = a_{\min}$ to reach the minimum speed as fast as possible. We apply the latter approach in the next sections to demonstrate emergent platoon formation in a simulated and physical experiment.

IV. SIMULATION RESULTS

To validate our proposed control approach, we simulated $N = 15$ CAVs with random initial conditions along a length of single-lane highway such that (3) and (9) were satisfied. To maximize the chance of platoon formation, the lead CAV initially applies the control input $a_0(t) = a_{\min}$ until $v_0(t) = v_{\min}$ is achieved, it then applies $a_0(t) = 0$ for the remainder of the simulation. To evaluate (25) we employed the aerodynamic drag model

$$F_i(v_i, \hat{p}_i(t)) = C_F v_i(t)^2 \cdot \exp\{-0.07\hat{p}_i(t)\} - 1, \quad (30)$$

where C_F approximates the aerodynamic drag imparted on a vehicle moving through still air [24], and the exponential scales the aerodynamic drag force by a maximum of 1 at $\hat{p}_i = -9.9$ to a minimum of zero at $\hat{p}_i(t) = 0$. Note that the particular form of (30) is unimportant, as we only require the partial derivatives with respect to \hat{p}_i and v_i to generate a control action. Finally, any vehicle satisfying (26), (27), or $\hat{p}_i(t) < -9.9$ breaks away to form its own platoon and applies the same maximum-breaking strategy as CAV 0. We present the parameters for our simulation in Table I, which we selected to approximate passenger vehicles in highway driving conditions.

| δ | v_{\min} | v_{\max} | a_{\min} | a_{\max} | C_F |
|----------|------------|------------|---------------------|--------------------|-----------|
| 5 m | 18 m/s | 35 m/s | -4 m/s ² | 4 m/s ² | 0.35 kg/m |

TABLE I

PARAMETERS SELECTED FOR THE $N = 15$ VEHICLE SIMULATION.

The trajectories of the 15 vehicles are presented in Fig. 1, which shows the formation of 5 platoons within approximately 5 second. Fig. 1 also shows that platooning is not

an appropriate strategy for 4 of the vehicles, i.e., the CAVs with a non-zero initial index that end up as platoon leaders. This is a side effect of platooning vehicles operating in open systems, where any CAV i may exit the system at an unknown time, t_i^f , and new CAVs may enter from an adjacent lane or on-ramp.

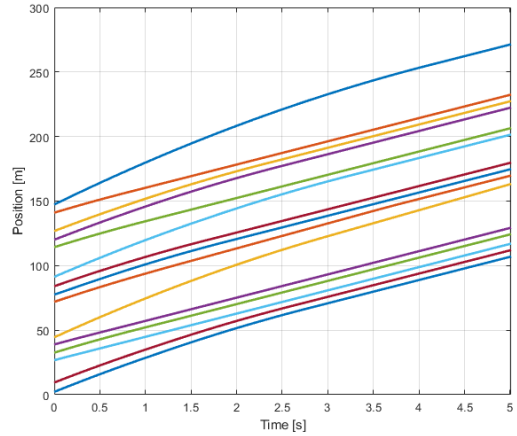


Fig. 1. Position vs time plot for the $N = 15$ CAVs, which shows the formation of 5 platoons over 5 seconds.

V. EXPERIMENTAL RESULTS

Finally, to demonstrate the performance of our proposed control law we performed an experiment in the Information and Decision Science Laboratory's Scaled Smart City (IDS³C), a 1:25 scale robotic testbed designed to explore the behavior of connected and automated vehicles in a physical environment without the cost and risk associated with full-scale testing. For a general overview of the IDS³C and its capabilities see [25]. We release $N = 4$ vehicles onto the highway with an initial time gap of 2.0 seconds. The vehicles accelerate to a maximum speed of 0.55 m/s (approx 30 mph full scale) and transition to our proposed controller after a fixed distance. We simplified the gradient flow constraint (25) to $a_i(t) \leq 2.1 \hat{v}_i(t)$, where 2.1 is the mean value of $\frac{|F_{\hat{p}_i}|}{F_v}$ from the simulation in Section IV.

The results of the experiment are presented in Figs. 2 and 3. Both cases demonstrate the lead vehicle decelerating at a_{\min} and the platoon forming behind them. In this case all vehicles enter at approximately 0.5 m/s and are forced to reduce their speed by the lead vehicle. This satisfies the premise of Theorem 2 at each vehicle's entry time, and therefore platoon formation is guaranteed. Both figures show a steep decrease in the speed of CAVs 2 - 4 around $r = 8.5$ m. This corresponds these CAVs switching from our proposed controller to a simple platoon maintenance controller. Outside of this region all CAVs obey the speed and acceleration constraints within a small error bound. This demonstrates the ability of our controller to generate trajectories in real-time that lead to energy-minimizing platoon configurations when appropriate.

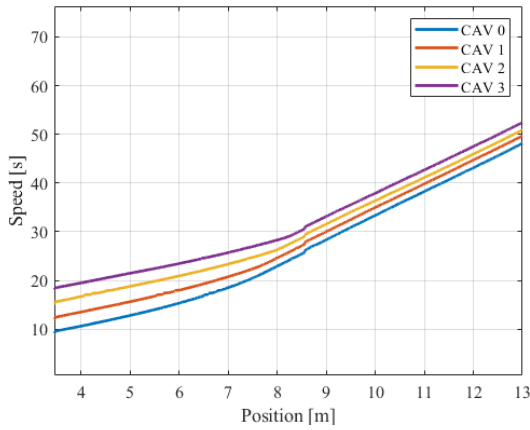


Fig. 2. Time vs position plot for the 3 CAVs in the physical experiment. The initial transient period where vehicles accelerate up to v_{\max} is omitted.

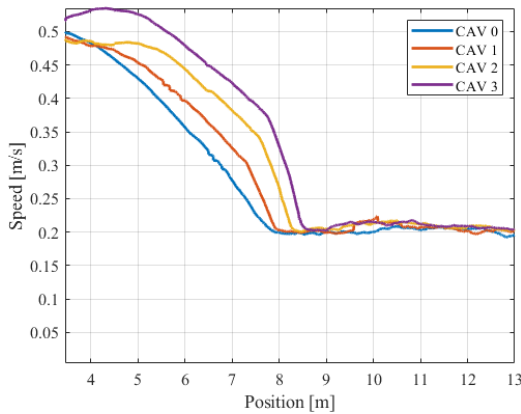


Fig. 3. Velocity vs position graph for the 3 CAVs in the physical experiment. The variance in initial speed comes from the noise and disturbances inherent in physical experiments.

VI. CONCLUSION

In this article, we rigorously derived a decentralized control law to generate emergent platooning behavior in an open transportation network. We derived the conditions that determine when platooning is an appropriate strategy, and proved that our proposed control law satisfies recursive feasibility. We presented a sufficient condition that guarantees platooning, and demonstrated the performance of our descriptive control law in simulation and experiment. Future work includes extending our analysis to \mathbb{R}^2 , with applications to bicycle-riding agents and off-road vehicles. An extension of this work to aerial vehicles to generate emergent vee formations is another compelling research direction. Finally, further simulations and experiments in an open transportation system would be of value.

REFERENCES

- [1] H. Oh, A. R. Shirazi, C. Sun, and Y. Jin, "Bio-inspired self-organising multi-robot pattern formation: A review," *Robotics and Autonomous Systems*, vol. 91, pp. 83–100, 2017.
- [2] A. A. Malikopoulos, L. E. Beaver, and I. V. Chremos, "Optimal time trajectory and coordination for connected and automated vehicles," *Automatica*, vol. 125, no. 109469, 2021.

- [3] Q. Lindsey, D. Mellinger, and V. Kumar, "Construction with quadrotor teams," *Autonomous Robots*, 2012.
- [4] J. Cortes, "Global formation-shape stabilization of relative sensing networks," in *Proceedings of the American Control Conference*, 2009.
- [5] M. Egerstedt, J. N. Pauli, G. Notomista, and S. Hutchinson, "Robot ecology: Constraint-based control design for long duration autonomy," *Annual Reviews in Control*, vol. 46, pp. 1–7, 1 2018.
- [6] G. Notomista, S. Mayya, S. Hutchinson, and M. Egerstedt, "An optimal task allocation strategy for heterogeneous multi-robot systems," in *18th European Control Conference*, 6 2019, pp. 2071–2076.
- [7] T. Ibuki, S. Wilson, J. Yamauchi, M. Fujita, and M. Egerstedt, "Optimization-Based Distributed Flocking Control for Multiple Rigid Bodies," *IEEE Robotics and Automation Letters*, vol. 5, no. 2, pp. 1891–1898, 4 2020.
- [8] L. E. Beaver, M. Dorothy, C. Kroninger, and A. A. Malikopoulos, "Energy-Optimal Motion Planning for Agents: Barycentric Motion and Collision Avoidance Constraints," in *2021 American Control Conference*, 2021, pp. 1037–1042.
- [9] M. Athans, "A unified approach to the vehicle-merging problem," 1968.
- [10] S. E. Shladover, C. A. Desoer, J. K. Hedrick, M. Tomizuka, J. Walrand, W.-B. Zhang, D. H. McMahon, H. Peng, S. Sheikholeslam, and N. McKeown, "Automated vehicle control developments in the path program," *IEEE Transactions on vehicular technology*, vol. 40, no. 1, pp. 114–130, 1991.
- [11] Z. Wang, G. Wu, P. Hao, K. Boriboonsomsin, and M. Barth, "Developing a platoon-wide eco-cooperative adaptive cruise control (cacc) system," in *2017 IEEE Intelligent Vehicles Symposium*, 2017, pp. 1256–1261.
- [12] A. M. I. Mahub and A. A. Malikopoulos, "A Platoon Formation Framework in a Mixed Traffic Environment," *IEEE Control Systems Letters (LCCS)*, vol. 6, pp. 1370–1375, 2021.
- [13] R. A. R. Bedruz, J. M. Z. Maningo, A. H. Fernando, A. A. Bandala, R. R. P. Vicerra, and E. P. Dadios, "Dynamic Peloton Formation Configuration Algorithm of Swarm Robots for Aerodynamic Effects Optimization," in *Proceedings of the 7th International Conference on Robot Intelligence Technology and Applications*, 2019, pp. 264–267.
- [14] D. Fredette, "Fuel-Saving behavior for Multi-Vehicle Systems: Analysis, Modeling, and Control," Ph.D. dissertation, The Ohio State University, 2017.
- [15] J. Yang, R. Grosu, S. A. Smolka, and A. Tiwari, "Love thy neighbor: V-formation as a problem of model predictive control," in *Leibniz International Proceedings in Informatics, LIPIcs*, vol. 59, 2016.
- [16] L. E. Beaver and A. A. Malikopoulos, "An Overview on Optimal Flocking," *Annual Reviews in Control*, vol. 51, pp. 88–99, 2021.
- [17] Y. Zhu and F. Zhu, "Barrier-function-based distributed adaptive control of nonlinear CAVs with parametric uncertainty and full-state constraint," *Transportation Research Part C: Emerging Technologies*, vol. 104, pp. 249–264, 7 2019.
- [18] J. M. Hendrickx, B. Gerencsér, and B. Fidan, "Trajectory Convergence From Coordinate-Wise Decrease of Quadratic Energy Functions, and Applications to Platoons," *IEEE Control Systems Letters*, vol. 4, no. 1, pp. 151–156, 1 2020.
- [19] A. Tagliabue, A. Paris, S. Kim, R. Kubicek, S. Bergbreiter, and J. P. How, "Touch the wind: Simultaneous airflow, drag and interaction sensing on a multirotor," in *IEEE International Conference on Intelligent Robots and Systems*, 2020, pp. 1645–1652.
- [20] G. Notomista and M. Egerstedt, "Constraint-Driven Coordinated Control of Multi-Robot Systems," in *Proceedings of the 2019 American Control Conference*, 2019.
- [21] L. Wang, A. D. Ames, and M. Egerstedt, "Safety barrier certificates for collisions-free multirobot systems," *IEEE Transactions on Robotics*, vol. 33, no. 3, pp. 661–674, 2017.
- [22] J. Löfberg, "Oops! I cannot do it again: Testing for recursive feasibility in MPC," *Automatica*, vol. 48, pp. 550–555, 2012.
- [23] M. Shi and J. M. Hendrickx, "Are energy savings the only reason for the emergence of bird echelon formation?" *ArXiv: 2103.13381*, 3 2021.
- [24] P. K. Kundu, I. M. Cohen, and D. R. Dowling, *Fluid mechanics*. Academic Press, 2012.
- [25] L. E. Beaver, B. Chalaki, A. M. Mahub, L. Zhao, R. Zayas, and A. A. Malikopoulos, "Demonstration of a Time-Efficient Mobility System Using a Sealed Smart City," *Vehicle System Dynamics*, vol. 58, no. 5, pp. 787–804, 2020.