

MUSIC OF MODULI SPACES

ROBERT PENNER

ABSTRACT. A musical instrument, the plastic harmonica, is defined here as a birthday present for Dennis Sullivan, who pioneered and helped popularize the hyperbolic geometry underlying its construction. This plastic harmonica is based upon the Farey tessellation of the Poincaré disk decorated by its standard osculating horocycles centered at the rationals. In effect, one taps or holds points of another tessellation τ with the same decorating horocycles to produce sounds depending on the fact that the lambda length of $e \in \tau$ with this decoration is always an integer. Explicitly, tapping a decorated edge $e \in \tau$ with lambda length λ produces a tone of frequency $440 \xi^{\lambda-12N}$, where $\xi^{12} = 2$ and N is some fixed positive integer shift of octave. Another type of tap on edges of τ is employed to apply flips, which may be equivariant for a Fuchsian group preserving τ . Sounding the frequency for the edge after an equivariant flip, one can thereby audibly experience paths in Riemann moduli spaces and listen to mapping classes. The resulting chords, which arise from an ideal triangle complementary to τ by sounding the frequencies of its frontier edges, correspond to a generalization of the classical Markoff triples, which are precisely the chords that arise from the once-punctured torus. In the other direction, one can query the genera of specified musical pieces.

INTRODUCTION

Let $\mathbb{D} \subseteq \mathbb{C}$ denote the Poincaré disk lying in the complex plane with its frontier *circle* $\mathbb{S}^1 \subseteq \mathbb{C}$ *at infinity*. The *modular group*

$$\mathrm{PSL}_2 = \mathrm{PSL}_2(\mathbb{Z}),$$

comprised of two-by-two integral unimodular matrices modulo multiplication by minus one, acts isometrically on \mathbb{D} preserving \mathbb{S}^1 . A *horocycle* is a curve in \mathbb{D} of constant geodesic curvature unity, which is asymptotic to a unique point in \mathbb{S}^1 called its *center*, or equivalently,

Date: September 14, 2021.

Keywords: Riemann moduli spaces, mapping class groups, lambda lengths, Penner coordinates, ideal triangulations, punctured surfaces, Farey tessellation, music.

It is a pleasure to thank Yi Huang for useful discussions and contributions, most especially in the proof of Theorem 2.4.

a Euclidean circle in \mathbb{D} tangent to \mathbb{S}^1 at its center, for example, the horocycle h_* centered at $-1 \in \mathbb{S}^1$ containing the origin $0 \in \mathbb{D}$ of \mathbb{C} .

The *lambda length* $\lambda = \lambda(h, h')$ of a pair h, h' of horocycles with distinct centers is defined by

$$\lambda = \exp \delta/2,$$

where δ is the signed hyperbolic distance between h and h' along the geodesic connecting their centers, taken with a positive sign if and only if the horocycles are disjoint. A small calculation given in Section 2 shows that in fact, *the lambda length of any two horocycles in the orbit $\mathrm{PSL}_2(h_*)$ of h_* is a positive integer.*

Our basic idea here is to capitalize upon this integrality in order to define a virtual musical instrument, which is capable of both human play and automatic actuation, in order to provide not only a mechanism for musical composition but also a tool for the auditory probing of Riemann moduli spaces and mapping class groups of punctured surfaces. After all, human auditory acuity far exceeds the other senses, so such a musical probe could help elucidate both geometry and algebra.

Recall that there are 12 musical tones in an octave, and frequency doubling corresponds to going up in tone by one octave. The difference between two consecutive notes is called a *hemitone*. The frequencies of musical notes in so-called equally tempered tuning, which is often implemented for instance in electric pianos, are given by $\omega_n = a \xi^n$, where $\xi = 2^{\frac{1}{12}} = 1.05946\dots$ and a is a constant, conventionally taken as $a = 440$ Hz corresponding to the nearest note A above middle C, called A_4 , where the subscript determines the octave. The note with frequency ω_n is the musical note that is n hemitones above or below A_4 .

Integrality of lambda lengths is exploited here, at first blush anyway, in the simplest way possible: the frequency assigned to a pair of horocycles with lambda length λ is given by $440 \xi^{\lambda-12N} = 27.5 \xi^\lambda$, where the shift $N = 4$ in octave is chosen so that small positive values of λ lie just in the audible range, which for newborn humans is something like 20-20,000 Hz. Thus, $N = 4$ does the trick, with A_0 of frequency 27.5 the effectively unhearable note A four octaves below A_4 .

More specifically, the *Farey tessellation* τ_* of \mathbb{D} , to be recalled in some detail the next section, is the orbit $\tau_* = \mathrm{PSL}_2(e_*)$, where e_* is the geodesic in \mathbb{D} with endpoints $\pm 1 \in \mathbb{S}^1$. A collection of horocycles, one centered at each endpoint of a family of geodesics, is called a *decoration* on the family, and $\mathrm{PSL}_2(h_*)$ thus provides a decoration of τ_* called the *Farey decoration*. Define the lambda length of a geodesic e decorated

by respective horocycles h, h' centered at its endpoints to be

$$\lambda(e) = \lambda(h, h').$$

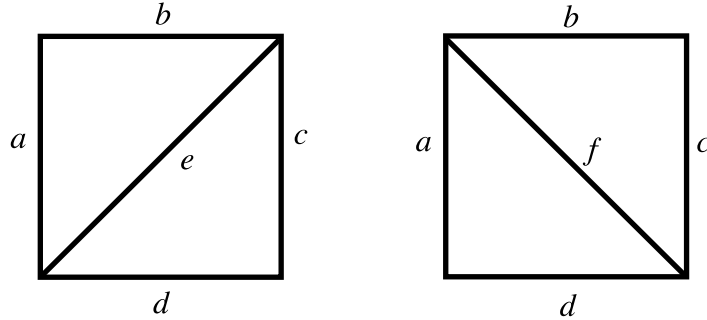


Figure 1. Flip on an edge e .

A *flip* is the basic combinatorial move on a tessellation τ , defined by removing a single edge e from τ , so as to produce a complementary ideal quadrilateral with diagonal e , and replacing e in τ by the other diagonal f of this quadrilateral, as depicted in Figure 1. The Ptolemy equation

$$ef = ac + bd$$

describes the effect of flips on lambda lengths, which are here conflated with the edges themselves, where e and f are diagonals of the quadrilateral with edges a opposite c and b opposite d .

Thus, beginning with the *untuned instrument* τ_* , one might perform a sequence of flips to *tune* the instrument to another tessellation τ , still with the original decoration, in order to assign various integral lambda lengths, and hence this number of hemitones above some fixed tone, to the edges of τ .

In a visual representation of τ on a computer screen not unlike a piano keyboard or a harp, one might thus touch the edges of τ in order to generate a musical sound at the frequency determined by the lambda length. (We actually do something a little more elaborate than this to produce sounds in order to capture standard Western chords, cf. Section 4.1.)

To probe moduli spaces, we consider a torsion-free subgroup Γ of finite-index in PSL_2 , so \mathbb{D}/Γ is a *punctured arithmetic surface*

$$F = F_g^s = \mathbb{D}/\Gamma$$

of some genus $g \geq 0$ with a finite number $s \geq 1$ of punctures of negative Euler characteristic $2g - 2 + s < 0$, and Γ is a *punctured arithmetic surface group*.

Instead of flipping a single edge $e \in \tau$ in a Γ -invariant tessellation τ , we serially perform flips on an entire orbit $\Gamma(e)$ in order to derive another Γ -equivariant tessellation of \mathbb{D} , or in other words a triangulation of F with its vertices at the punctures, to be apprehended here as a Γ -equivariant retuning of τ . As explained in [5, 7], sequences of these Γ -equivariant flips correspond to paths in the Riemann moduli space of F , and suitably periodic such sequences to elements of the mapping class group of F . By listening to the sequences of corresponding tones, we might probe moduli spaces and mapping class groups alike.

On the other hand, we might also take a fixed piece of music, and ask for the smallest genus of \mathbb{D}/Γ for which the piece may be played on a Γ -equivariant tuning of τ_* . As we shall see in Section 4.3, any tune on one instrument using notes from only one octave, has genus at most three, for example, the classic melody Happy Birthday to You, for Dennis Sullivan on this happy occasion of his 80th.

Dennis and I have been friends since the early 1980s. He was lecturing in Boston on the measurable Riemann mapping theorem in the days before I married and received my doctorate, and we first met at a reception to celebrate the former. During the next several years, we met often on Tuesdays, since I availed myself of his offer to all of us in the nearby Thurston gang to attend his Einstein seminar at CUNY and stay for dinner on his dime. At times simultaneously raising families of roughly comparable ages, we were at points very close indeed.

Over the next many years, I would spend May with him at the IHES, and we would often meet elsewhere as well. In one of my Parisian visits, we had without any doubt the most efficient conversation of my life: In the midst of doing math one evening after dinner, he abruptly looked me squarely in the eye and uttered “math, love, children, wine and food,” with each word lifting another finger on his hand, to which I responded “yes, and music.”

Nevertheless, I offer here to Dennis for his birthday present a musical instrument, the *plastic harmonica*, a precursor to which, called the *harmonica*, was described in a footnote of [7], which is reproduced here at the beginning of Section 3. I hope that Dennis among others will appreciate not only the math underlying the plastic harmonica, for instance the number-theoretic material on generalized Markoff triples, referred to here as *triangular chords*, cf. Section 2, but also the tempting prospect of musically probing moduli spaces and mapping class groups.

The oeuvre of Dennis pervades the constructions given here. It has influenced my work, among so many others more generally in so many regards and in so many directions, including his leading one of the first

seminars on hyperbolic geometry (at the IHES, in the 1980s). He nurtured Bill Thurston, my own post-doctoral teacher, and gave all of us his seminal works on the distribution of horocycles [9] in hyperbolic surfaces, measures on the boundary of hyperbolic space [8], random walks in hyperbolic surfaces [11], the beautiful hyperbolic solenoid [10], among countless other contributions which have fundamentally impacted the development of hyperbolic space as a playground for all sorts of characters uncovering the richness of our modern hyperbolic geometry

1. FAREY TESSELLATION

Let us begin in the upper half-plane model

$$\mathcal{U} = \{x + iy \in \mathbb{C} : y > 0\},$$

wherein horocycles are represented either as Euclidean circles tangent to \mathbb{R} at their centers or as horizontal lines $\{y = c > 0\}$ when the center is the point at infinity. Let h_n denote the horocycle with Euclidean diameter unity centered at $n \in \mathbb{Z} \subseteq \mathbb{R}$, for each $n \in \mathbb{Z}$ together with the horocycle $h_\infty = \{y = 1\}$.

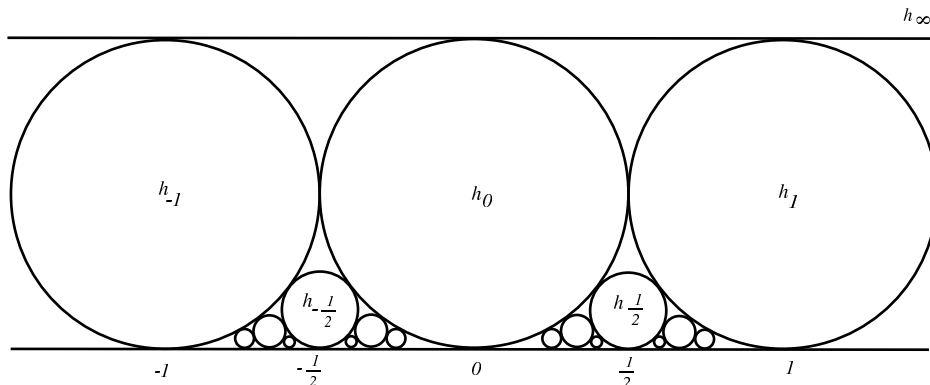


Figure 2. The Farey decoration: a horocyclic packing of \mathcal{U} .

Two consecutive horocycles h_n, h_{n+1} determine a triangular region bounded by the interval $[n, n + 1] \subseteq \mathbb{R}$ together with the horocyclic segments connecting the horocycle centers to the point of tangency of h_n and h_{n+1} . There is a well-defined horocycle in each such triangular region which is tangent to h_n , to h_{n+1} , and to the real axis, and we let $h_{n+\frac{1}{2}}$ denote this horocycle, tangent to the real axis at the half-integer point $n + \frac{1}{2}$ and of Euclidean diameter $\frac{1}{4}$. We may continue recursively in this manner, adding horocycles tangent to the real axis

and tangent to pairs of consecutive tangent horocycles, to produce a family of horocycles \mathcal{H} in \mathcal{U} . See Figure 2.

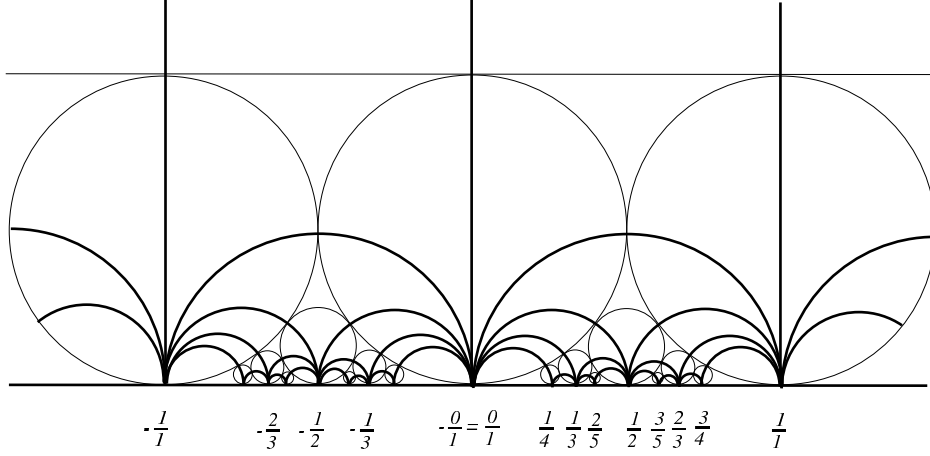


Figure 3. Farey tessellation of \mathcal{U} .

Lemma 1.1. *There is a unique horocycle in \mathcal{H} centered at each extended rational point $\bar{\mathbb{Q}} = \mathbb{Q} \cup \{\infty\}$, and the horocycle centered at $\frac{p}{q} \in \mathbb{Q}$ has Euclidean diameter $\frac{1}{q^2}$, where $\frac{p}{q}$ is written in reduced form with $\infty = \pm\frac{1}{0}$. Furthermore, the horocycles in \mathcal{H} centered at distinct points $\frac{p}{q}, \frac{r}{s} \in \bar{\mathbb{Q}}$ are tangent to one another if and only if $ps - qr = \pm 1$, and in this case, the horocycle in \mathcal{H} tangent to these two horocycles is centered at $\frac{p+r}{q+s} \in \bar{\mathbb{Q}}$.*

It is easy to prove this lemma inductively starting with the second sentence. Now define the *Farey tessellation* to be the collection of hyperbolic geodesics in \mathcal{U} that connect centers of tangent horocycles in \mathcal{H} ; see Figure 3.

Finally define the *Farey tessellation* τ_* of \mathbb{D} to be the image of the Farey tessellation of \mathcal{U} under the Cayley transform $z \mapsto \frac{z-i}{z+i}$ as illustrated in Figure 4, where τ_* is regarded as a set of geodesics decomposing \mathbb{D} into *ideal triangles*, i.e., regions bounded by three disjoint geodesics pairwise sharing ideal points at infinity. (The Cayley image of \mathcal{H} in \mathbb{D} is the orbit $PSL_2(h_*)$ in the Introduction.) The *generation* of a Farey point is the number of open ideal triangles met by the geodesic path from the origin in \mathbb{C} to the Farey point.

Lemma 1.2. *The modular group leaves invariant the Farey tessellation τ_* and acts simply transitively on its oriented edges, so oriented edges*

of τ_* are labeled by elements of $\text{PSL}_2(\mathbb{Z})$. A generating set is given by any pair of

$$S = \begin{pmatrix} 0 & -1 \\ 1 & 0 \end{pmatrix}, T = \begin{pmatrix} 1 & 1 \\ 0 & 1 \end{pmatrix}, U = \begin{pmatrix} 1 & 0 \\ 1 & 1 \end{pmatrix},$$

where $T^{-1} = SUS$ and $U^{-1} = STS$, and a presentation in the generators S, T is given by $S^2 = 1 = (ST)^3$. Reversal of orientation corresponds to precomposition with S .

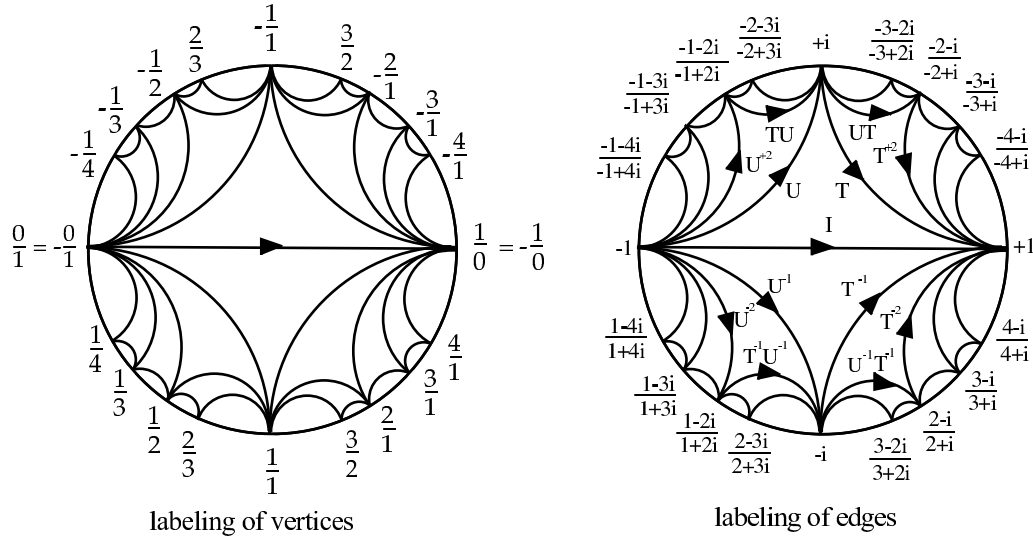


Figure 4. Farey tessellation of \mathbb{D} .

2. LAMBDA LENGTHS AND TRIANGULAR CHORDS

Direct calculations in the upper half-plane given in [5, 7] prove

Lemma 2.1. *If h, h' are two horocycles in \mathcal{U} with respective centers $x, x' \in \mathbb{R}$ and Euclidean diameters $\delta, \delta' > 0$, then*

$$\lambda(h, h') = \frac{|x - x'|}{\sqrt{\delta\delta'}},$$

while if h' is centered at infinity with Euclidean height H , then we have $\lambda(h, h') = \sqrt{\frac{H}{\delta}}$. Furthermore, if $\gamma = \begin{pmatrix} a & b \\ c & d \end{pmatrix} \in \text{PSL}_2(\mathbb{R})$ maps h to h' , then $x' = \gamma(x)$ and

$$\delta' = \gamma'(x) \delta = \frac{\delta}{(cx + d)^2},$$

while if $\gamma(x) = \infty$, then h' has height $\frac{\delta^{-1}}{c^2}$.

Corollary 2.2. *The lambda length λ of the pair of horocycles in the Farey decoration with centers $\frac{p}{q}, \frac{r}{s}$, where p, q and r, s are each coprime pairs, is given by $\lambda = |ps - qr|$.*

Proof. For the horocycles of respective Euclidean diameters $\frac{1}{q^2}$ and $\frac{1}{s^2}$ centered at $\frac{p}{q} < \frac{r}{s}$, we find the lambda length

$$\frac{|\frac{p}{q} - \frac{r}{s}|}{\sqrt{\frac{1}{q^2} \frac{1}{s^2}}} = |ps - qr| = qr - ps > 0.$$

□

This proves the basic integrality property of lambda lengths on the Farey decoration which is at the heart of this paper.

Choose any three distinct rational numbers $\frac{p}{q} < \frac{r}{s} < \frac{u}{v}$, each with coprime numerator and denominator, so the Farey decoration assigns respective Euclidean diameters $\frac{1}{q^2}, \frac{1}{s^2}, \frac{1}{v^2}$. The triple of pairwise lambda lengths of these three horocycles is given by

$$\{qr - ps, us - rv, uq - pv\},$$

and we call such a triple a (*triangular*) *chord*.

Example 2.3. For any $n \geq 1$, each of $\{1, n, n + 1\}$, $\{1, n, 2n + 1\}$ and $\{1, n + 1, 2n + 1\}$ is a triangular chord. To see this in the notation of Figure 4, serially flip along each of the edges $U, U^2, U^3, \dots, U^n, \dots$ in this order to produce a polygon P decomposed into a collection of triangles sharing a vertex with respective triples of lambda lengths $\{1, 1, 2\}, \{1, 2, 3\}, \{1, 3, 4\}, \dots, \{1, n, n + 1\}, \dots$, proving the first part. (The weighted edges interior to P comprise a “hyperfan” in the sense of [6, 7].) Now flip on edges in the frontier P for the other two classes of chords.

Triangular chords generalize the classical diophantine Markoff triples in the following sense. Start from a triple of lambda lengths satisfying the Markoff equation

$$x^2 + a^2 + b^2 = 3abx,$$

such as $x = a = b = 1$. The sum of the two roots of this quadratic equation in x is given by $3ab$ according to the quadratic formula, and yet immediately $3ab = x + (a^2 + b^2)/x$ for a solution to this equation. It follows that if (a, b, x) is a Markoff triple, i.e., a solution to the Markoff equation, then so too is $(a, b, (a^2 + b^2)/x)$, and we recognize this as the Ptolemy transformation applied to the triple (a, b, x) in the surface F_1^1 . In fact by well-known results [2], the Markoff triples are exactly the

triangular chords arising from any finite sequence of Γ -equivariant flips on τ_* for any $\Gamma < \mathrm{PSL}_2$ with \mathbb{D}/Γ homeomorphic to F_1^1 .

First of all, one can relax this to consider $\Gamma < \mathrm{PSL}_2$ with any fixed topological type and take finite sequences of Γ -equivariant flips to define various modular classes of triangular chords. Or one can “go all the way” with the “universal” definition above for triangular chords arising from any finite sequence of simple (i.e., non-equivariant) flips. (See [3, 6, 7] for the sense in which the latter is universal.)

Let $\gcd(n_1, \dots, n_m)$ denote the greatest common divisor of any finite set $\{n_1, \dots, n_m\} \subseteq \mathbb{Z}$ of integers. The rest of this section is dedicated to the proof of the following theorem.

Theorem 2.4. *A triple $\lambda_i \in \mathbb{Z}$, for $i = 1, 2, 3$ occurs as a triangular chord if and only if the following two conditions hold whenever $\{i, j, k\} = \{1, 2, 3\}$:*

1. $\gcd(\lambda_i, \lambda_j)$ divides λ_k ;
2. if $n = \gcd(\lambda_1, \lambda_2, \lambda_3)$ is even, then some λ_i/n is even.

Lemma 2.5. *Given $\lambda_i \in \mathbb{Z}$, for $i = 1, 2, 3$ satisfying Condition 1, let $n = \gcd(\lambda_1, \lambda_2, \lambda_3)$. Then $n = \gcd(\lambda_i, \lambda_j)$ as well, independently of the distinct $i, j \in \{1, 2, 3\}$.*

This means that the $\lambda'_i = \lambda_i/n$, for $i = 1, 2, 3$ are pairwise coprime (and hence trivially satisfy both conditions 1 and 2). In particular, at most one of λ'_i , for $i = 1, 2, 3$, can be even.

Proof of Lemma 2.5. Since $\gcd(\lambda_i, \lambda_j) = n \gcd(\lambda'_i, \lambda'_j)$ divides λ_k , for $\{i, j, k\} = \{1, 2, 3\}$, it follows that $\gcd(\lambda'_i, \lambda'_j)$ divides $\lambda_k/n = \lambda'_k$. Thus, $\gcd(\lambda'_i, \lambda'_j)$ divides each λ_i , for $i = 1, 2, 3$, and hence also n . Conversely, $\gcd(\lambda'_1, \lambda'_2, \lambda'_3)$ trivially divides $\gcd(\lambda'_i, \lambda'_j)$, and hence finally, they must be equal. \square

Proof of Theorem 2.4. We start with necessity of Condition 1 and suppose that the triangular chord in question arises from the triple $\frac{p}{q} < \frac{r}{s} < \frac{u}{v}$. Choose $\gamma \in \mathrm{PSL}_2(\mathbb{R})$ with $\gamma(\frac{r}{s}) = \frac{0}{1}$ as well as $\gamma'(\frac{p}{q}) = 1 = \gamma'(\frac{u}{v})$, and let $\gamma(\frac{p}{q}) = \frac{p'}{q'}$, $\gamma(\frac{u}{v}) = \frac{u'}{v'}$. By the second part of Lemma 2.1, the resulting horocycles centered at $\frac{p'}{q'}$ and $\frac{u'}{v'}$ have unchanged diameters, and now the diameter of the horocycle at $\frac{0}{1}$ is given by some $\delta > 0$.

The resulting lambda length of the horocycles centered at $\frac{p'}{q'}$ and $\frac{u'}{v'}$ is given by $u'q' - p'v'$, which agrees with $uq - pv$ owing to $\mathrm{PSL}_2(\mathbb{R})$ -invariance of lambda lengths, while the other two lambda lengths are

expressed as $-\frac{p'}{\sqrt{\delta}} = qr - ps$ and $\frac{u'}{\sqrt{\delta}} = us - rv$ by the first part of Lemma 2.1, again using invariance of lambda lengths.

It follows that $uq - pv = u'q' - p'v'$ is a multiple of the greatest common divisor of $-p'$ and u' and hence of $-\frac{p'}{\sqrt{\delta}} = qr - ps$ and $\frac{u'}{\sqrt{\delta}} = us - rv$ as well. Thus, Condition 1 is indeed necessary. It follows that $\{10, 12, 15\}$ is not a triangular chord, for example.

Continuing with the proof of Theorem 2.4, let us henceforth adopt the abiding notation

$$A = \lambda_1, \quad B = \lambda_2, \quad C = \lambda_3, \quad \text{and} \quad a = A/n, \quad b = B/n, \quad c = C/n,$$

where $n = \gcd(A, B, C)$.

We turn to necessity of Condition 2 and suppose not, so that n is even, and each of a, b, c is odd. Transitivity of PSL_2 on triples in $\overline{\mathbb{Q}} = \mathbb{Q} \cup \{\infty\}$ allows us to position respective vertices for the ideal triangle realizing the triangular chord A, B, C at $\frac{0}{1}, A/r = na/r, B/s = nb/s$, for some $r, s \in \mathbb{Z}$. It follows that

$$nc = C = As - Br = n(as - br),$$

where we have absorbed the absolute value into the signs of r, s .

Thus, $c = as - br$, where each of a, b, c is assumed to be odd, so $\{r, s\}$ must be equal to $\{0, 1\}$ modulo 2. This is a contradiction since na/r and nb/s are each reduced fractions, with n even and precisely one of r, s even, and this establishes necessity of Condition 2.

Now we suppose that A, B, C is a triple satisfying both Conditions 1 and 2 and must establish that A, B, C is a chord. Write

$$n = 2^{e_0} p_1^{e_1} \cdots p_m^{e_m}$$

as a product distinct primes, where $e_0 \geq 0$ and $e_1, \dots, e_m \geq 1$.

If $e_0 = 0$, then it can be ignored and the discussion below for the other prime factors pertains, and otherwise, by Condition 1 and the fact already discussed that a, b, c , are pairwise coprime, at most one of these three can be even, say it is c .

Let us construct the triangular chord with vertices $\frac{0}{1}, a/r, b/s$ realizing a, b, c where $c = as - br$. From the parities of the a, b, c , it follows that r and s must have the same parities.

If both of r, s are even, then c may be rewritten as

$$c = a(b + s) - b(a + r)$$

with $\frac{0}{1}, a/(a+r)$ and $b/(b+s)$ still in reduced form and yielding lambda lengths a, b, c . Replacing

$$s \mapsto b + s \quad \text{and} \quad r \mapsto a + r,$$

we may assume without loss that r and s are each odd, and in this case, each of $\frac{0}{1}$, $(2^{e_0})a/r$, $(2^{e_0})b/s$ is a reduced fraction, thus providing an ideal triangle for the chord $(2^{e_0})a, (2^{e_0})b, (2^{e_0})c$.

This shows that if a, b, c is a chord, then so too must be its homothetic scaling by 2^{e_0} . Now we proceed to include each of the remaining prime powers in n by adjusting the denominators r, s so that they become coprime to the numerator we hope to introduce.

Let us explain in detail for the prime power $p_1^{e_1}$, where the underlying observation is that if p_1 is coprime to both r and s , then the ideal points

$$\frac{0}{1}, (2^{e_0} p_1^{e_1})a/r, (2^{e_0} p_1^{e_1})b/s$$

are already in reduced form and achieve the desired lambda lengths.

Suppose that p_1 divides one of r and s , and suppose without loss that it is r . Note first that if p_1 were to also divide s , then it would moreover divide $(2^{e_0})c = (2^{e_0})as - (2^{e_0})br$, and hence p_1 would divide c . By relative primality then p_1 cannot divide $(2^{e_0})a$ or $(2^{e_0})b$, and so $(2^{e_0})b + s$ and $(2^{e_0})a + r$ are each likewise coprime to p_1 .

It follows that

$$\frac{0}{1}, (2^{e_0})a/((2^{e_0})a + r), (2^{e_0})b/((2^{e_0})b + s)$$

is a triple of reduced fractions realizing the triple of lambda lengths $(2^{e_0})a, (2^{e_0})b, (2^{e_0})c$. Now take

$$s \mapsto (2^{e_0})b + s \text{ and } r \mapsto (2^{e_0})a + r$$

to return to the case that p_1 is coprime to both r and s , which was treated before.

It remains only to consider the case that p_1 divides r but not s . Since $p_1 \neq 2$, p_1 is coprime to both $(2^{e_0})a + r$ and $2(2^{e_0})a + r$ and likewise coprime to at least one of $(2^{e_0})b + s$ and $2(2^{e_0})b + s$.

If p_1 is coprime to $(2^{e_0})b + s$, then take

$$s \mapsto (2^{e_0})b + s \text{ and } r \mapsto (2e_0)a + r,$$

and if p_1 divides $(2^{e_0})b + s$, then take

$$s \mapsto 2(2^{e_0})b + s \text{ and } r \mapsto 2(2e_0)a + r.$$

In any case, the resulting r and s still satisfy $c = as - br$ and are respectively coprime to $(2^{e_0})a$ and $(2^{e_0})b$ by the Euclidean Algorithm. Furthermore, both are coprime to p_1 , again reducing to the earlier case.

This finally provides an ideal triangle with vertices

$$\frac{0}{1}, (2^{e_0} p_1^{e_1})a/r, (2^{e_0} p_1^{e_1})b/s$$

realizing lambda lengths $(2^{e_0} p_1^{e_1})a, (2^{e_0} p_1^{e_1})b, (2^{e_0} p_1^{e_1})c$. The inductive procedure continues in this way through the remaining prime factors of n . \square

It follows from the theorem that pairwise coprime triples are triangular chords, as was noted before, and moreover the union of all triangular chords, as determined in the theorem, is closed under integral homothety.

Basic problems and questions include:

- Characterize the Γ -equivariant triangular chords for various punctured arithmetic surfaces \mathbb{D}/Γ . How does adding a single puncture $F_g^s \mapsto F_g^{s+1}$ affect the collection of equivariant triangular chords?

3. THE HARMONICA AND TEMPERING

Here is the footnote from [7] which defines the *harmonica*, the starting point for this paper.

At the risk of proving beyond any doubt that we have too much spare time, let us remark that there is a musical instrument, the “harmonica”, based on this observation [*integrality of lambda lengths for the Farey decoration*] as follows. Begin with the Farey tessellation τ_* as the untuned instrument regarded as drawn before you on the computer screen. Perform a sequence of flips by serially selecting edges to produce another tessellation τ of the Poincaré disk likewise displayed on the computer screen. Choose some basic frequency, say middle C, to represent unity, so that any natural number may be interpreted as a multiple of this frequency. In this way, each edge of τ with its integral lambda length can be “plucked” to produce a corresponding tone. Moreover, each triangle complementary to τ can be “tapped” to produce a triple of tones or chord. Attributes such as duration or timbre could be introduced as further aspects of the tuning process. Maybe this is crazy, but it could be fun. On the other hand, it is difficult to probe the combinatorics of moduli spaces visually, and the analogous harmonicas based upon tessellations of a fixed surface could provide an auditory tool towards this end.

There are several difficulties with this definition. The first problem is that frequencies of musical notes are exponential (in equal-tempered tuning given by $440 \xi^n$, for integral n with $\xi^{12} = 2$) and not multiplicative in this sense and are rationally rather than integrally related, as discussed below. Another more amusing limitation is that traditional musical chords, as given in Table 1, cannot be triangular chords on the

original harmonica, since neither minor chords 10:12:15 nor diminished chords 160:192:231 (nor its sometimes useful approximation 20:24:29) satisfy Condition 1 of Theorem 2.4.

However, not all major, minor or diminished chords can arise from ideal triangles on the plastic harmonica either, with its system $\lambda \mapsto 27.5 \xi^\lambda$ of assigning frequencies to lambda lengths; for example, the chords B_0 major (2,6,9), C_1 minor (3,6,10), and B_0 diminished (2,5,8) violate Condition 1 of Theorem 2.4, where the triples are numbers of hemitones of individual notes above A_0 , cf. the first two columns of Table 1. This deficiency in the musical instrument will be rectified by activating tones for several edges at once.

Frequency Ratios of 3-Tone Musical Chords

<u>Chord</u>	<u>Hemitones between notes</u>	<u>Ideal Frequency Ratios</u>
Major	4-3	4:5:6
Minor	3-4	10:12:15
Diminished	3-3	160:192:231

Table 1. The tones comprising major, minor and diminished chords.

This table illustrates both the utilities and deficiencies of equally tempered tuning, for example, the ideal major chord frequency ratios in equally tempered tuning are not rational, but are approximated by $\xi^4 = 1.2599\dots \approx 5/4$ and $\xi^7 = 1.498\dots \approx 6/4$. But in what sense do these irrational frequency ratios fail to be “ideal”?

That equal tempering is not the most harmonious tuning system goes back to the ancient Greeks, who argued that we humans find sonorous those pairs of frequencies whose ratio is a rational number with small denominator and numerator, for instance the perfect fifth 3:2 and major third 6:5 in the ideal major chord; see Figure 5.

A “tempering” is a compromise in assigning frequencies to notes that respects the octave as well as preserves perfect fifths, on top of other desired rational frequency ratios within an octave, as least as much as possible according to certain criteria. It is thus a compromise between the physics of a vibrating string and the physiological perceptions of multiple frequencies.

Pythagoras among others has proposed such compromise systems of rationally related frequencies in an octave³. An even more elaborate

³Both interesting and beautiful, here are the Pythagorean frequency ratios in the key of C: C(1:1), D(9:8), E(81:64), F(4:3), G(3:2), A(27:16), B(243:128), C(2:1).

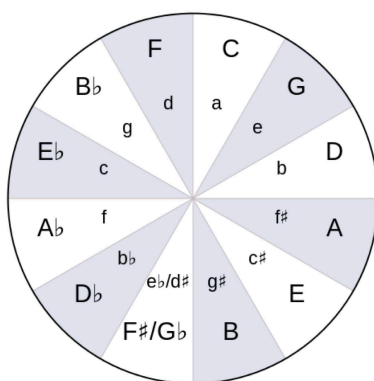


Figure 5. The ideal musical notes arise from taking perfect fifths, namely frequencies in the ratio 3:2, starting from C and going clockwise around the outside of the so-called circle of fifths illustrated here, so for instance C to G , G to D, and so on are all perfect fifths. Since $(3/2)^{12} = 129.74633\dots$ is not a power of 2, there is a resulting inconsistency in octaves. The lower case inner circle likewise give perfect fifths beginning from a. Figure courtesy of Mysid/Andeggs.

scheme is used to tune an ordinary piano across its $87\frac{1}{3}$ octaves. Moreover, triples of tones are harmonious when their integral frequencies share a common multiple in each of their eight smallest multiples according to Helmholtz.

The point is that books have been written [1, 4] on this topic of tempering with its rich history, and it is more than we can discuss here. We needed at least to give sense to the term, this compromise in tuning away from equal tempering to achieve some specified collection of diophantine frequency ratios.

In practice for a stringed musical instrument, one “fudges” a little here and there to achieve desired diophantine ratios at the expense of others, for instance in tuning a piano or in placing the frets of a guitar. In a viola or violin, direct continuous tempering is determined in real time by the musician based on where the bow meets the string among other things, or in a guitar, where notes are determined not only by the

fret but also by bending the string to change its tension. The plastic harmonica allows any type of specified tempering analogous to both a piano and a guitar, as well as its real-time refinement as for a violin, at heart exponential based on equal temperament

4. THE PLASTIC HARMONICA

This section is finally dedicated to the definition of a musical instrument, the *plastic harmonica*, and has three parts: first, the definition of the untuned instrument, which may provide an interesting interaction with hyperbolic geometry; second, the methods of tuning the instrument, which can be done either one ideal arc at a time, or equivariantly for some fixed arithmetic Fuchsian group; third and finally, the two essential methods of playing the instrument, one that fixes the tuning once and for all and another that allows real-time retuning, whether equivariant or not, while playing.

4.1. The untuned instrument. We shall consider a rendering of the Farey tessellation τ_* of \mathbb{D} on a large touch-sensitive computer screen, where for the moment we can either *tap* an edge $e \in \tau_*$ with a finger to produce a tone or *hold* it at some point $p \in e$ to sustain a tone.

Each $e \in \tau_* - \{e_*\}$ comes equipped with its canonical orientation pointing from lower to higher Farey generation of its endpoints, extended to e_* pointing from $\frac{0}{1}$ to $\frac{1}{0}$ by convention. Each such edge $e \in \tau_*$ also comes equipped with its distinguished point $p_0 \in e$ lying in two Farey horocycles, that is, equidistant to the Farey horocycles centered at the endpoints of e . This point in turn determines the net of points $p_j \in e$, $j \in \mathbb{Z}$, called *frets*, at hyperbolic distance $\frac{j}{2}\exp(\frac{1}{2})$ from the distinguished fret p_0 along e .

Fix any edge $e \in \tau_*$. In this untuned setting, tapping e always produces a burst at 27.5 Hz by convention, which is likewise produced continuously when the distinguished fret $p_0 \in e$ is held. The fret p_i can be tapped or held and emits the note which is i hemitones from that of p_0 in whatever tempering seems salutary, like keys on a piano keyboard but also like frets on a guitar.

More generally, holding an arbitrary point on e determines a continuum of frequency response that interpolates that of the frets in any desired manner, so tapping or holding nearby a fret modulates the tempering. It is this more general plasticity of tone, akin to a violin or mouth harmonica, that is reflected in the name of the new instrument

Let us indicate orientation with a color spectrum on each edge, with tick marks for the frets, and a special \times -mark for the distinguished fret. As with the harmonica, the timbre of each sound (its character as

determined by its spectrum) and its attack (how the tone itself initiates and decays) can be set however one desires, for instance like a staccato saxophone in one region of τ_* , like a slide guitar in another region, and like a snare drum in yet another. In principle but impracticably, any piece of music could be played using one edge of τ_* for each instrument.

As in the original harmonica, let us also allow tapping and holding a complementary ideal triangle to actuate the three tones associated with the distinguished frets in its three frontier edges, which agree for the untuned τ_* .

4.2. Tuning the instrument. Start from the untuned $\tau = \tau_*$, and recursively suppose a tessellation τ of \mathbb{D} is displayed whose vertices are given by the Farey rationals and whose colored edges come equipped with a net of frets at distance $\frac{1}{2}\exp(\frac{1}{2})$ from one another, together with a distinguished fret denoted \times as before. There is moreover the assignment of a burst or sustained tone to the respective tapping or holding of a point on any edge in τ , as well as triples of tones of the distinguished frets in the frontier of a complementary ideal triangle for tapping or holding any point in an ideal triangle complementary to τ .

Given an edge $e \in \tau$, imagine a new type of tap called a *pedal-tap*, for instance activated by holding down a foot-pedal while tapping. The effect of a pedal-tap on $e \in \tau$ is first of all to perform a flip upon this edge of τ so as to display the new edge f in the resulting tessellation τ' . This edge $f \in \tau'$ also runs between Farey rationals and meets the Farey decoration at points whose hyperbolic distance δ satisfies $\exp \delta/2 \in \mathbb{Z}$ according to Corollary 2.2, and thus extends to a system of frets on f between the two horocycles, where the distinguished fret is the equidistant point between them. (Because of the coefficient one half in our specification of distance between frets, the midpoint is always a fret, whether the lambda length is even or odd.)

The frequency associated to tapping f or holding its distinguished fret is given by $27.5 \xi^\lambda$, where λ is the lambda length of f for the Farey decoration, and this tone is sounded as the second effect of a pedal-tap. A pedal-tap not only retunes τ to τ' , but also returns a tone based on the resulting new lambda length, so a series of pedal-taps provides not only a series of tuned instruments, but also a series of tones.

Another method of tuning τ depends upon the specification of a fixed torsion-free $\Gamma < \text{PSL}_2$ of finite index preserving τ . In Γ -equivariant tuning, the pedal-tap on an edge $e \in \tau$ flips each edge in the orbit $\Gamma(e)$ to produce another tessellation, which is again preserved by Γ . Each edge in $\Gamma(e)$ has the same lambda length, and after a Γ -equivariant

pedal-tap, the instrument sounds a tone of the resulting corresponding common frequency as before.

This completes the recursive definition of the plastic harmonica τ and its tuning.

4.3. Playing the instrument. Having tuned the instrument (perhaps equivariantly), the plastic harmonica τ is played by tapping or pedal-tapping (perhaps equivariantly) edges of τ , by tapping or holding a point of a complementary ideal triangle, or by holding any point of any edge in τ . A sequence of such actions yields in particular a sequence of tones, and this is how one plays the instrument. There are several embodiments of the plastic harmonica depending upon tuning methods and whether holding is permitted or just tapping.

Minimal Simple Embodiment: The simplest version of the plastic harmonica is to perform a finite sequence of flips once and for all and then simply allow tapping of edges and triangles. This is essentially the original harmonica of [7]. The polygon P in the proof of Lemma 2.3 provides a consecutive sequence of hemitones, which could be colored black and white to mimic the piano keyboard.

There is already here as well as below a method of general utility for the automatic play of a tuned plastic harmonica τ . Namely, a given edge $e \in \tau$ has among its frets of course the distinguished one, but also the two frets which lie in the horocycles decorating the endpoints of e . Given a point $q \in e \cap h$ in such a horocycle h , we can traverse h with unit hyperbolic distance from q in a suitable unit of time, thereby meeting a sequence $q_k = h \cap e_k$ of points in $h \cap \tau$, for edges $e_k \in \tau$. The sequence of tones for the lambda lengths of e_k , played in this time signature determined by hyperbolic distance along the horocycle, provides a kind of arpeggio automatic-play of the instrument from a specified point of the Farey decoration lying in an edge of τ .

Minimal Equivariant Embodiment: Take any punctured arithmetic surface $F = \mathbb{D}/\Gamma$, so $\Gamma < \mathrm{PSL}_2$ preserves the Farey tessellation τ_* . Only sequences of Γ -equivariant tunings, that is, finite sequences of pedal-taps, are permitted in this embodiment. As explained in [5, 7], such sequences correspond to paths in the decorated Teichmüller space of F . (These integral lambda lengths correspond to the “centers of top-dimensional cells” and flips to “crossing codimension-one faces between these cells.”)

Moreover, the mapping class $\varphi : F \rightarrow F$ corresponds to the sequence of flips from an ideal triangulation τ of F to $\varphi^{-1}(\tau)$, hence to a sequence

of Γ -equivariant retunings manifest as a periodic sequence of pedal-taps with its corresponding melody.

There are endless attendant questions and tasks including:

- Play the arpeggio of each puncture in some examples of equivariant tuning. Play some periodic homeomorphisms of punctured surfaces. How does a pseudo-Anosov homeomorphism sound? How do these several sonic tasks behave under finite-sheeted covers, possibly branched over the (missing) punctures as with the punctured solenoid? Which integrally weighted pentagons occur universally, or equivariantly, and how do their pentagon relations sound?
- Choose any fixed piece of music and ask for the minimal genus \mathbb{D}/Γ , for $\Gamma < \mathrm{PSL}_2$ so that the piece could be played on a Γ -equivariant tuning. The hyperfan piano Example 2.3 shows that any single-voiced tune has finite minimal genus bounded just in terms of the number of octaves it spans. Chords are another matter entirely, as has been discussed.
- Is there a natural tempering of the plastic harmonica more sonorous than equal temperament, where the frequency of an edge perhaps depends not only multiplicatively on its integral lambda length as with the ordinary harmonica, but also on the rational Farey labeling of its endpoints? Could the Minkowski question mark function (which maps the dyadic tessellation to the Farey tessellation, cf. [7]) play a role in sonorous tempering?

The two minimal embodiments naturally combine: after a finite sequence of possibly Γ -equivariant retunings from τ_* , play the resulting instrument with tapping in one embodiment and with Γ -equivariant pedal-tapping as well in another, providing dynamic real-time perhaps equivariant instrument retuning.

Most Flexible Embodiment: On top of the full tapping and possibly equivariant pedal-tapping instrument, we finally include holding points on the edges, to unleash a continuum of sound for each edge. Tuples of points can be simultaneously held to produce any musical chord. This embodiment involves full functionality of the frets, now with arpeggio auto-play also enabled for each oriented edge. This is the full instrument which seems to have the desired nuanced responsiveness for musical expression.

5. CLOSING REMARKS

This overall octave scaling $N = 4$ to $27.5 \xi^\lambda = 440 \xi^{\lambda-12N}$ of frequency from lambda length was unrealistic and metaphorical, where N or more generally some other lowest reasonably audible frequency can be adjusted as part of pre-tuning. The distinguished fret illustrates where some fixed octave of the note for the string is located, which is useful for holding edges.

In probing moduli spaces and mapping class groups with the minimal equivariant embodiment, any assignment of frequency to lambda length will suffice, for instance that of the original harmonica. The frequency tuning of the plastic harmonica is specified simply in order to mimic familiar instruments for musical expression.

A natural extension of the plastic harmonica, among others, allows tapping or holding points of a complementary triangle to activate not just the single triple of frequencies associated to its frontier edges, but different modulations and combinations of this triple depending on the point of contact within the triangle.

One can imagine circumstances where the discrepancies between our own at least locally Euclidean world and the hyperbolic plane may make instrument play impractical at the scale of fingers on pictures on screens. The solution is a renormalization by $\mathrm{PSL}_2 = \mathrm{PSL}_2(\mathbb{Z})$ or $\mathrm{PSL}_2(\mathbb{R})$ if the scale becomes problematic, perhaps with several simultaneous screenshots of different regions at different scales, or better yet, a multi-scale virtual reality implementation, as long as we are being speculative.

One might also dream of an implementation of the minimal equivariant embodiment on a physical model of a punctured surface, i.e., a higher-genus touch-sensitive screen as the boundary of a body in space, a physical three-dimensional version of the equivariant plastic harmonica of some fixed topological type. Again in principle, this could presumably be executed in virtual reality.

At the other extreme, there is a purely physical way to imagine the plastic harmonica with fixed tuning as a collection of strings in the hyperbolic plane with endpoints on the horocycles of the Farey decoration. What is the actual physics of the sounds produced by plucking these strings in hyperbolic space? Does sound perception differ in spaces of different curvatures?

Plans are afoot to implement one or another of these embodiments, or at least listen to some mapping classes. It will surely be fun, and we can always retreat to the *Mathematician's Last Refuge*: this all could

be a little bit too much, I admit, and if so, I hope you agree that at least there seem to be some interesting questions.

REFERENCES

- [1] J. M. Barbour, *Tuning and Temperament: A Historical Survey* (Dover Books on Music), 2004.
- [2] J. W. S. Cassels, *An Introduction to Diophantine Approximation*, Cambridge Tracts in Mathematics and Mathematical Physics, 45, Cambridge University Press, New York, 1957.
- [3] I. Frenkel and R. Penner, “Sketch of a Program for Automorphic Functions from Universal Teichmüller Theory to Capture Monstrous Moonshine”, arXiv:2012.14220, 2020.
- [4] H. Helmholtz, *On the sensations of Tone* (Dover Books on Music), 1954.
- [5] R. C. Penner, “The decorated Teichmüller space of punctured surfaces”, *Communications in Mathematical Physics* **113** (1987), 299-339.
- [6] —, “Universal constructions in Teichmüller theory”, *Advances in Mathematics* **98** (1993), 143-215.
- [7] —, *Decorated Teichmüller theory*, QGM Masters Class Series, volume 1, European Math Society (2012).
- [8] D. Sullivan, “The density at infinity of a discrete group of hyperbolic motions”, *Inst. Hautes Etudes Sci. Publ. Math.* **50** (1979), 171-202.
- [9] —, “Disjoint spheres, approximation by imaginary quadratic numbers, and the logarithm law for geodesics”, *Acta Mathematica* **149** (1982), 215-237.
- [10] —, Linking the universalities of Milnor-Thurston, Feigenbaum and Ahlfors-Bers, In *Milnor Festschrift, Topological methods in modern mathematics*, eds. L. Goldberg and A. Phillips, Publish or Perish, 1993, 543-563.
- [11] T. Lyons and D. Sullivan, “Function theory, random paths and covering spaces”, *Journal of Differential Geometry* **19** (1984) 299-323

INSTITUT DES HAUTES ÉTUDES SCIENTIFIQUES, 35 ROUTE DES CHARTRES, LE BOIS MARIE, 91440 BURES-SUR-YVETTE, FRANCE, and MATHEMATICS DEPARTMENT, UCLA, LOS ANGELES, CA 90095, USA

Email address: `rpenner@ihes.fr`