

# A Survey on Multi-modal Summarization

ANUBHAV JANGRA, Department of Computer Science, Indian Institute of Technology Patna, India

ADAM JATOWT, Graduate School of Social Informatics, Kyoto University, Japan

SRIPARNA SAHA, Department of Computer Science, Indian Institute of Technology Patna, India

MOHAMMAD HASANUZZAMAN, Department of Computer Science, Cork Institute of Technology, Ireland

The new era of technology has brought us to the point where it is convenient for people to share their opinions over an abundance of platforms. These platforms have a provision for the users to express themselves in multiple forms of representations, including text, images, videos, and audio. This, however, makes it difficult for users to obtain all the key information about a topic, making the task of automatic multi-modal summarization (MMS) essential. In this paper, we present a comprehensive survey of the existing research in the area of MMS.

CCS Concepts: • **Information systems** → *Similarity measures; Information retrieval diversity*; **Combination, fusion and federated search**; **Language models**; *Top-k retrieval in databases*; **Speech / audio search**; **Video search**; **Image search**; *Retrieval efficiency*; **Summarization**; *Information extraction*; • **Computing methodologies** → *Neural networks; Supervised learning; Unsupervised learning*; **Natural language generation**; **Information extraction**.

Additional Key Words and Phrases: summarization, multi-modal content processing, neural networks

## ACM Reference Format:

Anubhav Jangra, Adam Jatowt, Sriparna Saha, and Mohammad Hasanuzzaman. 2018. A Survey on Multi-modal Summarization. *J. ACM* 37, 4, Article 111 (August 2018), 29 pages. <https://doi.org/10.1145/1122445.1122456>

## 1 INTRODUCTION

Everyday, the Internet is flooded with tons of new information coming from multiple sources. Due to the technological advancements, people can now share information in multiple formats with various modes of communication to be used at their disposal. This alarmingly increasing amount of content on the Internet makes it difficult for the users to receive useful information from the torrent of sources, necessitating research on the task of multi-modal summarization (MMS). Various studies have shown that including multi-modal data as input can indeed help improve the summary quality [44, 58]. Zhu et al. [133] claimed that on an average having a pictorial summary can improve the user satisfaction by 12.4% over a plain text summary. The fact that nearly every content sharing platform has a provision to accompany an opinion or fact in multiple media forms, and every mobile phone has the feature to deliver that kind of facility are indicative

---

Authors' addresses: Anubhav Jangra, [anubhav0603@gmail.com](mailto:anubhav0603@gmail.com), Department of Computer Science, Indian Institute of Technology Patna, Patna, Bihar, India, 801106; Adam Jatowt, Graduate School of Social Informatics, Kyoto University, Kyoto, Japan, [jatowt@acm.org](mailto:jatowt@acm.org); Sriparna Saha, Department of Computer Science, Indian Institute of Technology Patna, Patna, Bihar, India, [sriparna.saha@gmail.com](mailto:sriparna.saha@gmail.com); Mohammad Hasanuzzaman, Department of Computer Science, Cork Institute of Technology, Bishopstown, Cork, Ireland.

---

Permission to make digital or hard copies of all or part of this work for personal or classroom use is granted without fee provided that copies are not made or distributed for profit or commercial advantage and that copies bear this notice and the full citation on the first page. Copyrights for components of this work owned by others than ACM must be honored. Abstracting with credit is permitted. To copy otherwise, or republish, to post on servers or to redistribute to lists, requires prior specific permission and/or a fee. Request permissions from [permissions@acm.org](mailto:permissions@acm.org).

© 2018 Association for Computing Machinery.

0004-5411/2018/8-ART111 \$15.00

<https://doi.org/10.1145/1122445.1122456>

of the superiority of a multi-modal means of communication in terms of ease in conveying and understanding information.

Information in the form of multi-modal inputs has been leveraged in many tasks other than summarization including multi-modal machine translation [11, 21, 22, 39, 108], multi-modal movement prediction [18, 53, 120], product classification in e-commerce [128], multi-modal interactive artificial intelligence frameworks [51], multi-modal emoji prediction [5, 17], multi-modal frame identification [10], multi-modal financial risk forecasting [59, 101], multi-modal sentiment analysis [79, 93, 122], multi-modal named identity recognition [2, 77, 78, 109, 126, 130], multi-modal video description generation [37, 38, 91], multi-modal product title compression [70] and multi-modal biometric authentication [28, 42, 106]. The sheer number of application possibilities for multi-modal information processing and retrieval tasks are quite impressive. Research on multi-modality can also be utilized in other closely related research problems like image-captioning [14, 15], image-to-image translation [40], seismic pavement testing [94], aesthetic assessment [55, 67, 129], and visual question-answering [49].

Text summarization is one of the oldest problems in the fields of natural language processing (NLP) and information retrieval (IR), that has attracted various researchers due to its challenging nature and potential for many applications. Research on text summarization can be traced back to more than six decades in the past [69]. The NLP and IR community have tackled research in text summarization for multiple applications by developing myriad of techniques and model architectures. As an extension to this, the problem of multi-modal summarization adds another angle by incorporating visual and aural aspects into the mix, making the task more challenging and interesting to tackle. This extension of incorporating multiple modalities into a summarization problem expands the breadth of the problem, leading to wider application range for the task. In recent years, multi-modal summarization has experienced many new developments (refer to Figure 1 for statistics on trends in MMS), including release of new datasets, advancements in techniques to tackle the MMS task, as well as proposals of more appropriate evaluation metrics. The idea of multi-modal summarization is a rather flexible one, embracing a broad range of possibilities for the input and output modalities, and also making it difficult to apprehend existing works on the MMS task with knowledge of uni-modal summarization techniques alone. This necessitates a survey on multi-modal summarization.

The MMS task, just like any uni-modal summarization task, is a demanding one, and existence of multiple correct solutions makes it very challenging. Humans creating a multi-modal summary have to use their prior understanding and external knowledge to produce the content. Establishing computer systems to mimic this behaviour becomes difficult given their inherent lack of human perception and knowledge, making the problem of automatic multi-modal summarization a non-trivial but interesting task.

Although quite a few survey papers were written for uni-modal summarization tasks including surveys on text summarization [31, 32, 81, 112, 124] and video summarization [6, 41, 52, 76, 102], and a few survey papers covering multi-modal research [3, 4, 43, 90, 103, 107]. However, to the best of our knowledge, we are the first to present a survey on multi-modal summarization. Through this manuscript, we unify and systematize the information presented in related works, including the datasets, methodology, and evaluation techniques. With this survey, we aim to assist researchers familiarize with various techniques and resources available to proceed with research in the area of multi-modal summarization.

The rest of the paper is structured as follows. We formally define the MMS task in Section 2. In Section 3, we provide an extensive organization of existing works. In Section 4, we give an overview about the techniques used for the task of MMS. In Section 5 and 6 we introduce the datasets available for the MMS task and evaluation techniques devised for the evaluation of multi-modal summaries,

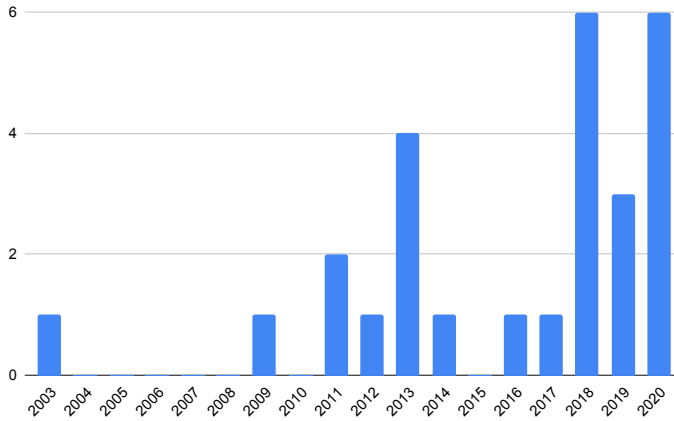


Fig. 1. Trends in multi-modal summarization over last two decades. X-axis: year, Y-axis: #papers on multi-modal summarization published in each year. The growing amount of papers in the recent 3 years indicate that there should be more coming in the next years.

respectively. We discuss about possibilities of future work in Section 8 and conclude our paper in Section 9.

## 2 MULTI-MODAL SUMMARIZATION TASK

In this section we formally define what classifies as a multi-modal summarization task. Before formalizing the multi-modal summarization we broadly define the term summarization<sup>1</sup>. According to Wikipedia<sup>2</sup>, summarization is “*the process of shortening a set of data computationally, to create an abstract that represents the most important or relevant information within the original content.*” Formally, summarization is the process of obtaining the set  $X_{sum} = f(D)$  such that  $length(X_{sum}) \leq length(D)$ , where  $X_{sum}$  is the output summary,  $D$  is the input data, and function  $f(.)$  is the summarization function.

The multi-modal summarization task can be defined as “*A summarization task that takes more than one mode of information representation (termed as modality) as input, and depends on information sharing across different modalities to generate the final summary.*” Mathematically speaking, when the input dataset  $D$  can be broken down into disjoint sets of different modality information  $\{M_1 \cup M_2 \cup \dots \cup M_n\}$ , such that  $n \geq 2$ , the task of obtaining the set  $X_{sum} = f(D)$  is known as multi-modal summarization. If  $n' \geq 2$  for  $X_{sum} = \{M'_1 \cup M'_2 \cup \dots \cup M'_{n'}\}$ , then the output summary is multi-modal; otherwise, the output is a uni-modal summary.

In this survey, we mainly focus on recent works that have text as the *central modality*<sup>3</sup>, where a *central modality* (or *key modality*) is selected according to the intuition: “*For any information processing task in multi-modal scenarios, including content summarization, amongst all the modalities, there is often a preferable mode of representation based on the significance and ability to fulfill the task.*”

<sup>1</sup>In this paper, summarization stands for automatic summarization unless specified otherwise.

<sup>2</sup>[https://en.wikipedia.org/wiki/Automatic\\_summarization](https://en.wikipedia.org/wiki/Automatic_summarization)

<sup>3</sup>We believe that the MMS models that have video as the *central modality* tend to be closely related to the task of video summarization.

### 3 ORGANIZATION OF EXISTING WORK

Different attempts have been made to solve the MMS task, and thus it is important to categorize the existing works to get a better understanding of the task. We categorize the prior works into three broad categories, depending upon the variations in input, output and model architecture. We have also illustrated these categorizations with a pictorial representation (Figure 2) and provided a comprehensive study in Table 1 (note that if some classifications are not marked in the table, then either the information about that category was not present, or is not applicable.).

#### 3.1 On the basis of Input

A multi-modal summarization task is highly driven by the kind of input it is given. An existing work can be distinguished from others on the basis of input in the following categories:

**Multi-modal diversity (MMD):** There are various modalities like text, images, audio and video that can help communicate information, and we can classify the existing works depending upon the combination of modalities in which the input is represented. Various combinations within the input modalities like *text-image* [12, 57, 133], *text-video* [29, 61], *audio-video*<sup>4</sup> [25, 26], and *text-image-audio-video* [44–46, 58, 116] have been explored in the literature of MMS.

**Kind of input text (KIT):** Since a major focus of this survey is on MMS tasks with text as the *central modality*, the number of text documents in input can also be one way of categorizing the related works. Depending upon whether the textual input is single-document [13, 57, 133] or multi-document [44–46, 58], the summarization strategies might differ.

**Multi-modal synchronization (MMSy)**<sup>5</sup>: Synchronization refers to the interaction of two or more things at the same time or rate. For multi-modal summarization, having a synchronized input indicates that the multiple modalities have a coordination in terms of information flow, making them convey information in unison. We then classify input as synchronous [25, 26] and asynchronous [44–46, 58, 115].

**Domain coverage (DC):** Domain can be defined as the specific area of cognition that is covered by any data, and depending upon the extent of domain coverage, we can classify works as *domain-specific* or *generic*. The approach to summarize a *domain-specific* input can differ from the *generic* input greatly, since feature extraction in the former can be very particular in nature while not so in the latter, impacting the overall techniques immensely. Most of the news summarization tasks [12, 45, 46, 58, 133] are *generic* in nature, since news covers information about almost all the domains; whereas movie summarization [26], sports event summarization for tennis [115] and soccer [99], meetings recording summarization [25], tutorial summarization [62], social media event summarization [114] are examples of *domain specific* tasks.

#### 3.2 On the basis of Output

Depending on the type of output, we can categorize the existing works on the following basis:

**Content intensity (CI):** The degree to which an output summary elaborates on a concept can hugely impact the overall modeling. The output summary can either be *informative*, having detailed information about the input topic [62, 123], or *indicative*, only hinting at the most relevant information [12, 133].

<sup>4</sup>Note that *audio-video* and *text-audio-video* works are grouped together since in most of the existing works, automatic speech transcription is performed to obtain the textual modality part of data in the pre-processing step.

<sup>5</sup>Note that the term synchronization is mostly used when there is a continuous media in consideration.

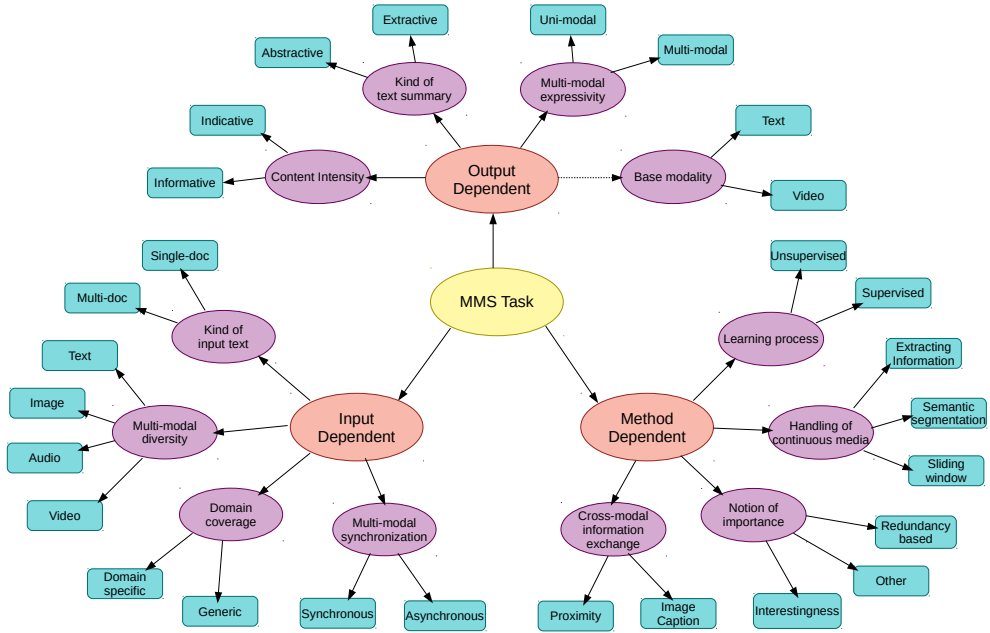


Fig. 2. Visual representation of proposed taxonomy.

**Kind of text summary (KTS):** The most widely discussed distinction for text summarization works is the distinction of *extractive vs abstractive*. Similarly, depending on the nature of an output text summary, we can also classify the works in MMS tasks (containing text in the output) into *extractive MMS* [13, 44–46, 58] and *abstractive MMS* [12, 57, 133, 134]<sup>6</sup>.

**Multi-modal expressivity (MME):** Whether the output is *uni-modal* (comprising of one modality) [13, 26, 57, 58, 62] or *multi-modal* (comprising of multiple modalities) [12, 44–46, 115, 133, 134] is a major classification for the existing work.

**Base modality (BS):** Based on *central-modality* (defined in Section 2), existing works can also be distinguished depending on the base modality around which the final output as well as the model are formulated. A large portion of the prior work adopts either a text-centric approach [12, 44, 46, 57, 58, 62, 133] or a video-centric<sup>7</sup> approach [25, 26, 95, 115].

### 3.3 On the basis of Method

A lot of various approaches have been developed to solve the MMS task, and we can organize the existing works on the basis of proposed methodologies as follows:

**Learning process (LP):** A lot of work has been done in both supervised learning [13, 57, 62, 133, 134] and unsupervised learning [25, 26, 44–46, 58]. It can be observed that a large fraction of supervised techniques adopt deep neural networks to tackle the problem [12, 57, 62, 133], whereas

<sup>6</sup>Note that other modalities beside text have been so far subject to only extractive approaches in MMS researches.

<sup>7</sup>Here audio is assumed to be a part of video, since in all the existing works video and audio are synchronous to each other.

in unsupervised techniques a large diversity of techniques have been adopted including deep neural networks [13], integer linear programming [44], differential evolution [45, 46], submodular optimization [58] etc.

**Handling of continuous media (HCM):** We can also distinguish between works depending upon how the proposed models handle continuous media (audio and video in this case). There are three broad distinctions possible, a) *extracting-information*, where the model extracts information from continuous media to get a discrete representation [44–46, 58], b) *semantic-segmentation*, where a logical technique is proposed to slice out the continuous media [26, 27, 115], and c) *sliding window*, when a naïve fixed window based modeling is performed [25].

**Notion of importance (NI):** One of the most significant distinctions would be the notion of importance used to generate the final summary. A diverse set of objectives ranging from interestingness [115], redundancy [58], cluster validity index [45], acoustic energy / visual illumination [26, 27], and social popularity [95] have been explored in attempt to solve the MMS task.

**Cross-modal information exchange (CIE):** The most important part of a MMS model is the ability to extract and share information across multiple modalities. Most of the works either adopt a proximity-based approach [25, 121], a pre-trained model on image-caption pairs based corpora for information overlap [44–46, 58], or learn the semantic overlap over uni-modal embeddings [12, 13, 57, 133, 134].

## 4 OVERVIEW OF METHODS

A lot of works have attempted to solve the MMS task using supervised and unsupervised techniques. In this section, we attempt to describe the MMS frameworks in a generalized manner, elucidating the nuances of different approaches. Since the variety of inputs, outputs and techniques that were used span a large spectrum of possibilities, we describe each one individually. We have broken down this section into three stages, *pre-processing*, *main model*, and *post-processing*.

### 4.1 Pre-processing

In a multi-modal setting, pre-processing becomes a vital step, since it involves extracting features from different modalities. Each input modality has been dealt with using modal-specific feature-extraction techniques. Even though some works tend to learn semantic representation of data using own proposed models, nearly all follow the same steps for pre-processing. Since the related works have different set of input modalities, we have described pre-processing techniques for each modality individually.

**Text:** Traditionally, before the era of deep learning, Term Frequency-Document Inverse Frequency (TF-IDF) [98] was used to identify relevant text segments [25, 26, 115]. Due to significant advancements in feature extraction, almost all the MMS tasks in the past five years either use pre-trained embeddings like word2vec [73] or Glove [85], or train similar embeddings on their own datasets [133, 134] (refer to *Feature Extraction* in Section 4.2.1). Some works also adopt different pre-processing steps, depending upon the task specifications. For example, [114] apply a normalizer to handle the concept of expressive lengthening dealing with microblog dataset.

**Images:** Images, unlike text, are non-sequential, and have a two dimensional contextual span. Convolutional neural network (CNN) based deep neural network models have proven to be very promising in feature extraction tasks, but training these models requires large datasets, making it difficult to train features on MMS datasets. Hence, most of the existing works use pre-trained networks (e.g., ResNet [34], VGGNet [104], GoogleNet [111]) trained on large image classification datasets like ImageNet [19]. The technique of extracting local features (containing information

Table 1. Comprehensive study of existing work using the proposed taxonomy (refer to Section 3).

Papers	Input Based										Output Based						Method Based													
	MMD			KIT			MMSy		DC		CI		KTS		MME		BM		LP			HCM			NI			CIE		
	Text	Images	Audio	Video	Single-doc	Multi-doc	Sync	Async	Domain Specific	Generic	Informative	Indicative	Abstractive	Extractive	Uni-modal	Multi-modal	Text	Video	Unsupervised	Supervised	Extracting info	Semantic seg	Sliding window	Redundancy based	Interestingness	Other	Image Caption	Proximity	Uni-modal embedding	
Erol et al. [25]	✓		✓	✓							✓							✓			✓									
Tjondronegoro et al. [115]	✓		✓	✓														✓												
Uzzaman et al. [116]	✓				✓				✓																					
Evangelopoulos et al. [26]	✓				✓						✓																			
Li et al. [58]	✓			✓					✓																					
Li et al. [57]	✓			✓					✓																					
Zhu et al. [133]	✓			✓					✓																					
Chen and Zhuge [12]	✓			✓					✓																					
Libovický et al. [62]	✓			✓					✓																					
Palaskar et al. [83]	✓			✓					✓																					
Zhu et al. [134]	✓			✓					✓																					
Jangra et al. [44]	✓			✓					✓																					
Jangra et al. [45]	✓			✓					✓																					
Xu et al. [121]	✓			✓					✓																					
Sahuguet and Huet [95]	✓			✓					✓																					
Tiwari et al. [114]	✓			✓					✓																					
Bian et al. [8]	✓			✓					✓																					
Yan et al. [123]	✓			✓					✓																					
Qian et al. [86]	✓			✓					✓																					
Chen and Zhuge [13]	✓			✓					✓																					
Evangelopoulos et al. [27]	✓			✓					✓																					
Bian et al. [9]	✓			✓					✓																					
Fu et al. [29]	✓			✓					✓																					
Li et al. [61]	✓			✓					✓																					
Li et al. [56]	✓			✓					✓																					
Modami et al. [75]	✓			✓					✓																					
Sanabria et al. [99]	✓			✓					✓																					

Table 2. Comprehensive list of works that use specific pre-trained deep learning frameworks used to generate image embeddings.

Pre-trained network	Works using this framework
VGGNet [104]	Li et al. [58], Li et al. [57], Zhu et al. [133], Chen and Zhuge [12], Zhu et al. [134], Jangra et al. [44], Jangra et al. [45], Chen and Zhuge [13], Modani et al. [75], Jangra et al. [46]
ResNet [34]	Fu et al. [29], Li et al. [61], Li et al. [56]
GoogleNet [111]	Sanabria et al. [99]

about a confined patch of image) along with global features has shown promise in the MMS task as well [133]. A detailed list of frameworks that use pre-trained deep learning networks can be found at Table 2. Tiwari et al. [114] uses Speeded-Up Robust Features (SURF) for each image, following a bag-of-words approach to create a visual vocabulary. Chen and Zhuge [13] handle images by first extracting the Scale Invariant Feature Transform (SIFT) features. These SIFT features are fed to a hierarchical quantization module [87] to obtain 10,000 dimensional bag of visual histogram.

**Audio and video:** Audio and video are usually present together as a single synchronized continuous media, and hence we discuss the pre-processing techniques used to extract features from them simultaneously. Continuous media has been processed in many diverse ways. Since audios and videos are susceptible to noise, it becomes utmost important to detect relevant segments before proceeding to the training phase<sup>8</sup>. While some works have adopted a naïve sliding window approach, making equal length cuts and further experimenting on these segments [25], quite a few have done a modal-conversion, changing the information media using automatic speech transcription to generate speech transcriptions and extracting key-frames from video using techniques like boundary shot-detection [44–46, 58, 115]. Some works have also taken into account the nature of the dataset, and performed semantic segmentation, getting better segment slices. For example, Tjondronegoro et al. [115] work on a tennis dataset, and uses the information that the coach requires the audience to remain quiet during the match point, performing segmentation consisting of a segment that begins with low audio activity followed by high audio energy levels as a result of the cheering and the commentary. If the audio and video are converted into another modality, then their pre-processing follows the same procedure as the new modalities, whereas, in case of segmentation, various metrics like acoustic confidence, audio magnitude, sound localization for audio, motion detection, and spatio-temporal features driven by intensity, color, and orientation for video have been explored to determine the salience and relevance of segments depending upon the task at hand [25, 26, 58].

**Cross-modal correspondence:** Although majority of work train their own shared embedding space for multiple modalities using the information from the target datasets [57, 62, 133], quite a few works [44–46, 58, 75] also tend to use pre-trained neural network models [47, 119] trained on the image-caption datasets like Pascal1k [92], Flickr8k [36], Flickr30k [125] etc. to leverage the information overlap amongst different modalities. This becomes a necessity for small datasets that are mostly used for extractive summarization. However even these pre-trained models cannot process raw data, and hence the text and image inputs are first pre-processed to desired embedding formats, and then are fed to these models with pre-trained weights. For example, Wang et al. [119]

<sup>8</sup>Note that some deep neural models like Fu et al. [29] or Li et al. [61] prefer to encode individual frames using CNNs, and then use trainable RNNs to encode temporal information in videos. This CNN-RNN framework is not part of pre-processing, but instead, it belongs to the main model since these layers are also affected during training.



requires a 6,000-dimensional sentences vector and 4,096-dimensional image vectors generated by applying Principal Component Analysis (PCA) [84] to the 18,000 dimensional output from the Hybrid Gaussian Laplacian mixture model (HGLMM) [54] and extracting the weights from the final fully connected layer  $fc7$  from VGGNet [104] respectively. In recent years, various Transformer-based [117] models have also been developed to correlate semantic information across textual and visual modalities. These BERT [20] inspired models include ViLBERT [68], VisualBERT [60], VideoBERT [110], VLP [132] etc. to name a few. However, none of the recent works on multi-modal summarization have utilized these transformer-based techniques in their system pipelines.

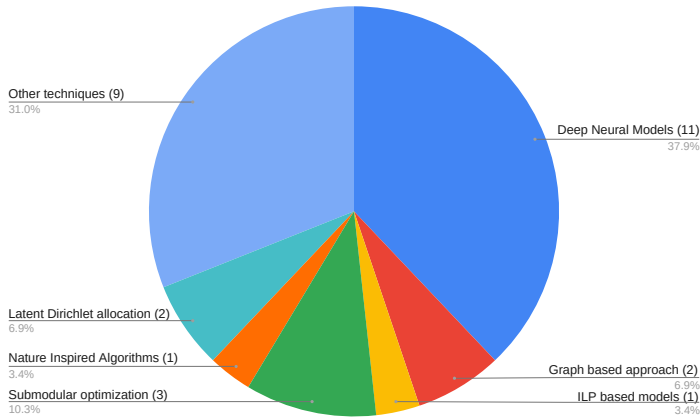


Fig. 3. Illustration of techniques adopted to solve the MMS task.

## 4.2 Main Model

A lot of different techniques have been adopted to perform the MMS task using extracted features. Figure 3 illustrates the analysis of techniques adopted by researchers to solve the MMS task. We have tried to cover almost all the recent architectures that mainly focus on text-centric output summaries. In the approaches that have text as the central modality, the adjacent modalities are treated as a supplement to the text summaries, often getting selected at the post-processing step (Section 4.3).

**4.2.1 Neural Models.** A few extractive summarization models [13] and almost all of the abstractive text summarization based MMS architectures [12, 57, 62, 133, 134] use Neural Networks (NN) in one form or another. Obtaining annotated dataset with sufficient instances to train these supervised techniques is the most difficult step for any Deep learning based MMS framework. The existing datasets satisfying these conditions belong to news domain, and have *text-image* type input (refer to datasets #4, #5, #6, #7, #19 in Table 3) or *text-audio-video* type input (refer to datasets #17, #18 in Table 3). All these frameworks utilize the effectiveness of seq2seq RNN models for language processing and generation, and encoding temporal aspects in videos; CNN networks are also adopted to encode discrete visual information in form of images [12, 133] and video frames [29, 61]. All the neural models have an encoder-decoder architecture at their heart, having three key elements: 1) a *feature extraction module (encoder)*, 2) a *summary generation module (decoder)*, and 3) a *multi-modal fusion*

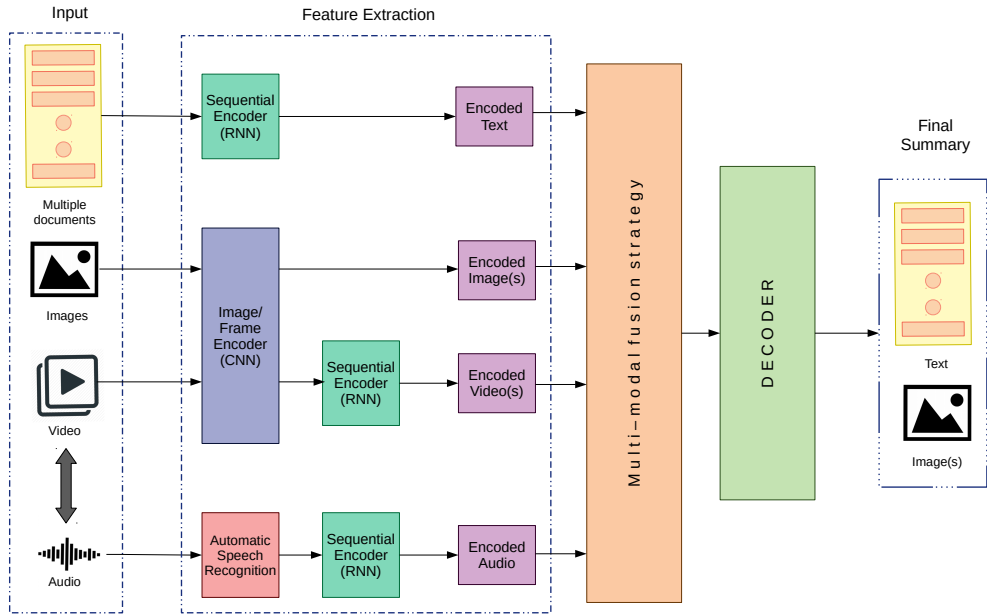


Fig. 4. A generic framework portraying existing neural models.

*module*. Fig. 4 describes a generic neural model to generate *text-image*<sup>9</sup> summaries for multi-modal input.

**Feature Extraction (Encoder):** *Encoder* is a generic term that entails both textual encoders as well as visual encoders. Various *encoders* have been explored to encode contextual information in textual modality, ranging from *sentence-level encoders* [57] to *hierarchical document level encoders* [12] with *Long Short Term Memory (LSTM) units* [35] or *Gated Recurrent Units (GRU)* [16] as the underlying RNN architecture. Most of the visual encoders do not train the parameter weights from scratch, but rather prefer to use CNN based pre-trained embeddings (refer to Section 4.1). However, notably, in order to capture the contextual information of images, Chen and Zhuge [12] used a bi-directional GRU unit to encode information from multiple images (encoded using VGGNet [104]) into one context vector, which is a unique approach for discrete image inputs. However, this RNN-CNN based encoding strategy is very standard approach adopted to encoding video input. Fu et al. [29] and Li et al. [61] in their respective works use pre-trained CNNs to encode individual frames, and then feed them as input to randomly initialized bi-directional RNNs to capture the temporal dependencies across these frames. Libovický et al. [62] and Palaskar et al. [83] use ResNeXt-101 3D Convolutional Neural Network [33] trained to recognize 400 diverse human actions on the Kinetics dataset [48] to tackle the problem of generating text summaries for tutorial videos from How2 dataset [100].

**Multi-modal fusion strategies:** A lot of fusion techniques have been developed in the field of MMS. However, most of the works that take text-image based inputs focus on *multi-modal attention* to

<sup>9</sup>We formulate *text-image* summaries in our generic model since the existing neural models only output text [13, 29, 57] or text-image [12, 61, 133, 134] output.

facilitate a smooth information flow across the two modalities. Attention strategies has proven to be a very useful technique to help discard noise and focus on relevant information [117]. The attention mechanism has been adopted by all the neural models that attempt to solve the MMS task. It has been applied to modal-specific information (*uni-modal attention*), as well as at the information sharing step in form of *multi-modal attention* to determine the degree of involvement of a specific modality for each input individually. Li et al. [57] proposed the hierarchical multi-modal attention for the first time to solve the task of multi-modal summarization of long sentences. The attention module comprises of individual text and image attention layers, followed by a subsequent layer of modality attention layer. Although multi-modal attention has shown great promise in text-image summarization tasks, it itself is not sufficient for text-video-audio summarization tasks [61]. Hence, to overcome this weakness, Fu et al. [29] proposed *bi-hop attention* as an extension of bi-linear attention [50], and Li et al. [61] developed a novel *conditional self-attention mechanism* module to capture local semantic information of video conditioned on the input text information. Both of these techniques were backed empirically, and established state-of-the-art in their respective problems.

**Decoder:** Depending on the encoding strategy used, the textual decoders also vary from plain *unidirectional RNN* [133] generating a word at a time to *hierarchical RNN decoders* [12] performing this step in multiple levels of granularity. Although a vast majority of neural models focus only on generating textual summary using multi-modal information as input [13, 56, 57, 62, 62, 83, 83], some work also output images as an supplement to the generated summary [12, 29, 61, 133, 134]; reinforcing the textual information and improving the user experience. These works either use a post-processing strategy to select the image(s) to become a part of final multi-modal summary [12, 133], or they incorporate this functionality in their proposed model [29, 61, 134]. All the three frameworks that have implicit text-image summary generation characteristic adapt the final loss to be a weighted average of text generation loss together with the image selection loss. Zhu et al. [134] treats the image selection as a classification task and adopts cross-entropy loss to train the image selector. Fu et al. [29] also treats the image selection process as a classification problem, and adopts an unsupervised learning technique that uses RL methods [131]. The proposed technique uses representativeness and diversity as the two reward functions for the RL learning. Li et al. [61] perceives the proposes a *cover frame selector*<sup>10</sup> that selects one image based on the hierarchical CNN-RNN based video encoding conditioned on article semantics using a *conditional self-attention module*. Li et al. [61] uses pairwise hinge loss to measure the loss during the model training.

Although the encoder-decoder model acts as the basic skeleton for the neural models solving MMS task, a lot of variations have been made, depending upon the input and output specifics. Zhu et al. [133] proposes a visual coverage mechanism to mitigate the repetition of visual information. Li et al. [57] uses two image filters, namely *image attention filter* and *image context filter* to avoid noise introduction, filtering out useful information. Zhu et al. [134] proposes a multi-modal objective function, that generates multi-modal summary at the end of this step, avoiding any statistical post-processing step for image selection. Fu et al. [29] utilizes the fact that audio and video are synchronous, and audio can easily be converted to textual format, utilizing these speech transcriptions as the the bridge across the asynchronous modalities of text and video. They also formulate various fusion techniques including *early fusion* (concatenation of multi-modal embeddings), *tensor fusion* [127], and *late fusion* [66] to enhance the information representation in the latent space.

**4.2.2 ILP-based Models.** Integer linear programming (ILP) has been used for text summarization in the past [1, 30], primarily for extractive summarization. Jangra et al. [44] has shown that if

<sup>10</sup>Model proposed by Li et al. [61] only selects one image per input, chosen from the video frames.

properly formulated, ILP can also be used to tackle the MMS task. They propose a Joint Integer Linear Programming framework that optimizes weighted average of uni-modal salience and cross-modal correspondence. The model takes pre-trained joint embedding of sentences and images as input, and performs a shared clustering, generating  $k_{txt}$  text clusters and  $k_{img}$  image clusters. A recommendation-based setting is used to create the most optimal clusters. The text cluster centers are chosen to be the extractive text summary, and a multi-modal summary containing text, images and videos is generated at the post-processing step.

**4.2.3 Submodular Optimization based Models.** Sub-modular functions have been quite useful for text summarization tasks [64, 105] thanks to their assurance that the local optima is never worse than  $1 - \frac{1}{e}$  ( $\approx 63\%$ ) of the global optima [80]. A greedy algorithm having time complexity of  $O(n \log n)$  is sufficient to optimize the functions. Tiwari et al. [114], Li et al. [58], and Modani et al. [75] have also utilized these properties of submodular functions in order to solve the MMS task. Tiwari et al. [114] uses *coverage*, *novelty* and *significance* as the submodular functions to extract the most significant documents for the task of timeline generation of a social media event in a multi-modal setting. Li et al. [58] proposes a linear combination of submodular functions (salience of text, redundancy and visual coverage in this case) under a budget constraint to obtain near-optimal solutions at a sentence level. Modani et al. [75] uses a weighted sum of five submodular functions (coverage of input text/images, diversity of text/images in final summary, and coherence of text part and image part of the final summary) to generate a summary comprising of text and images.

**4.2.4 Nature Inspired Algorithms.** Genetic algorithms [96] and other nature inspired meta-heuristic optimization algorithms like the Grey Wolf Optimizer and Water Cycle algorithm have shown great promise for extractive text summarization [97]. Jangra et al. [45] has illustrated that such algorithms can also be useful in multi-modal scenarios by experimenting with a multi-objective setting using differential evolution as the underlying guidance strategy. For the multi-objective optimization setup, the authors have proposed two different sets of objectives: one redundancy based (including uni-modal salience, redundancy and cross-modal correspondence) and one using cluster validity indices (PBM index [82] was used in this case). Both of these settings have performed better than the baselines. The optimization setup outputs the top most suitable sentences and images, which follow similar post-processing procedure as [44].

**4.2.5 Graph based Models.** Graph based techniques have been widely adopted in extractive text summarization frameworks [23, 71, 72, 74]. These techniques involve graph formulation of text documents where nodes are represented by document sentences and the edge weights are formulated using similarity across two sentences. Extending this idea to a multi-modal set up, Modani et al. [75] proposed a graph based approach to generate text-image summaries. A graph was constructed using *content segments* (representing either sentences or images) as the nodes, and each node is given a weight depending on its information content. For sentences, this weight is computed as the sum of #nouns, #adverbs, #adjectives, #verbs, and half the #pronouns, while an images node's weight is given by the average similarity score with all other image segments. An edge weight for an edge connecting two sentences is computed as the cosine similarity of sentence embeddings (evaluated using auto-encoders), edge weight connecting two images is computed as the cosine similarity of image embeddings (evaluated using VGGNet [104]) and the edge weight connecting a sentence and an image is computed as the cosine similarity of sentence embedding and image embedding projected in a shared vector space (using Deep Fragment embeddings [47]). After graph construction, an iterative greedy strategy [74] is adopted to select appropriate content segments and generate the *text-image summary*.

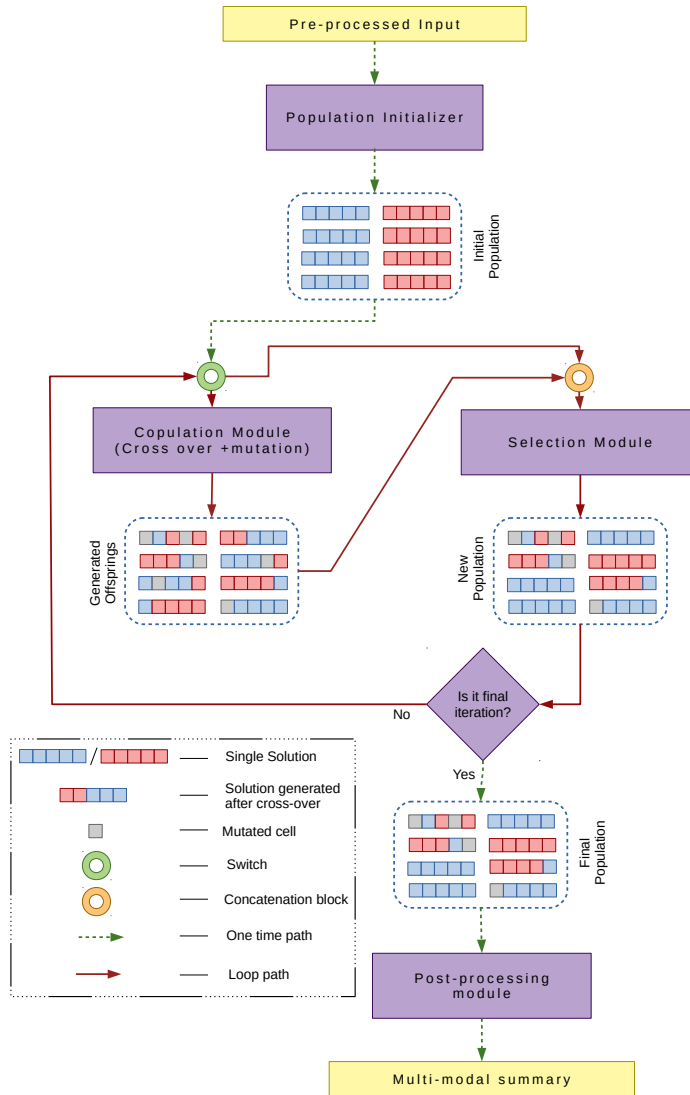


Fig. 5. A generic framework illustrating multi-modal summarization using genetic algorithm.

Li et al. [58] also use a graph based technique to evaluate the salience of text to generate an extractive text summary using multi-modal input (containing text documents, images, videos). A guided LexRank [23] was proposed to evaluate the salience score of the text unit (comprising of document sentences and speech transcriptions). The guidance strategy proposed by Li et al. [58] had bidirectional connections for sentences belonging to documents, but only unidirectional connections were made for speech transcriptions with only outward edges to follow on their assumption that speech transcriptions might not always be grammatically correct, and hence

should only be used for guidance and not for summary generation. This textual score was then used as a submodular function for the final model (refer to Sec 4.2.3).

**4.2.6 Domain specific techniques.** Most of the systems proposed to solve the problem of multi-modal summarization are generic, and can be adopted to other domains and problem statements as well. But, there do exist some works that benefit from the external knowledge of particular domains and problem settings to create better performing systems. For instance, Tjondronegoro et al. [115] utilizes the fact that in tennis, the umpire always requires spectators to be silent before a serve, until the end of the point. Authors also point out that the end of the point is usually marked by a loud cheer from the supporters of the players in the audience. They use these fact to perform smooth segmentation of tennis clips using audio energy levels to indicate the start and end positions of a segment. Similar to this, Sanabria et al. [99] utilizes atomic events in a game of soccer like a pass, goal, dribble etc. to segment the video, which are later connected together to generate the summary. Other than sports, such domain-specific solutions have also been adopted in other domains. For example, Erol et al. [25], when summarizing meeting recordings of a conference room, seeks out some visual activity like “someone entering the room” or “someone standing up to write something on a whiteboard” to detect some event likely to contain relevant information. Li et al. [56] utilizes various aspects of products like “environmentally friendly refrigerators” or “energy efficient freezers” to generate a captivating summary for Chinese e-commerce products.

### 4.3 Post-processing

Most of the existing works are not capable of generating multi-modal summaries<sup>11</sup>. The systems that do generate multi-modal summaries either have an inbuilt system capable to generating multi-modal output (mainly by generating text using seq2seq mechanisms and selecting relevant images) [61, 134] or they adopt some post-processing steps to obtain the visual and vocal supplements of the generated textual summaries [44, 133]. Neural network models that use multi-modal attention mechanisms to determine the relevance of modality for each input case have been used for selecting the most suitable image [12, 133]. More precisely, the visual coverage scores (after the last decoding step), i.e. the summation of attention values while generating the text summary, are used to determine the most relevant images. Depending upon the needs of the task, a single image [133] as well as multiple images [13] can be extracted to supplement the text.

Jangra et al. [44] proposes a text-image-video summary generation task, which as the name suggests, outputs all possible modalities in the final summary. Having extracted most important sentences and images (containing video key-frames as well) using the ILP framework, the images are separated from the key-frames, and are supplemented with other images from the input set that have a moderate similarity, with a pre-determined threshold and upper bound to avoid noisy and redundant information. Cosine similarity of global image features is used as the underlying similarity matrix in this case. A weighted average of verbal scores and visual scores is used to determine the most suitable video for the multi-modal summary. *verbal score* is defined as the information overlap between speech transcriptions and generated text summary, while the *visual score* is defined as the information overlap between the key-frames of a video with the generated image summary.

## 5 DATASETS

Due to the flexible nature of the MMS task, with a large variety of input-output modalities, the MMS task does not have a standard dataset used as a common evaluation benchmark for all approaches

<sup>11</sup>Although, all the surveyed methods are “multi-modal summarization” approaches, i.e. they all summarize multi-modal information, however, most of them summarize it to generate uni-modal outputs.

Table 3. A study on datasets available for multi-modal summarization. ‘T’ stands for English text, ‘TC’ stands for Chinese text, ‘TF’ stands for text (template filling), ‘TE’ stands for text (extractive), ‘TA’ stands for text (abstractive), ‘I’ stands for images, ‘V’ stands for video, ‘A’ stands for audio, ‘U’ signifies user information, and ‘TM’ denotes existence of temporal information about the data such as publication date. The ‘\*’ denotes publicly available datasets and the ‘-’ denotes the unavailability of details.

ID & Paper	Input Modalities	Output Modalities	Data Statistics	Domain
#1: Tjondronegoro et al. [115]	T, A, V	TF	66 hrs video (33 matches), 1,250 articles related to Australian Open 2010 tennis tournament	Sports (Tennis)
#2: Evangelopoulos et al. [26]	T, A, V	A, V	7 half hour segments of movies	Movies
#3: Li et al. [58]*	T, TC, I, A, V	TE	25 documents in English, 25 documents in Chinese	News
#4: Li et al. [57]	T, I	TA	66,000 triplets (sentence, image and summary)	News
#5: Zhu et al. [133]*	T, I	TA, I	313k documents, 2.0m images	News
#6: Chen and Zhuge [13]	T, A	TE	-	News
#7: Chen and Zhuge [12]	T, I	TA, I	219k documents	News
#8: Sanabria et al. [100]*	T, A, V	TA	2,000 hrs video	Multiple domains
#9: Jangra et al. [44]	T, I, A, V	TE, I, A, V	25 topics (500 documents, 151 images, 139 videos)	News
#10: Xu et al. [121]	T, I	TE, I	8 topics (each containing 150+ documents)	News
#11: Tiwari et al. [114]	TM, T, I	TE, I	6 topics	Social Media
#12: Bian et al. [8]	TC, I	TE, I	10 topics (127k microblogs and 48k images)	Social Media
#13: Yan et al. [123]	TM, T, I	TE, I	4 topics (6k documents, 2k images)	News
#14: Qian et al. [86]	T, I, U	TE, I	12 topics (9.1m documents, 2.2m users, 15m images)	News (disasters)
#15: Bian et al. [9]	TC, I	TE, I	20 topics (310k documents, 114k images)	Social Media
#16: Evangelopoulos et al. [27]	T, A, V	A, V	3 movie segments (5-7 min each)	Movies
#17: Fu et al. [29]	T, A, V	TA	1970 articles from Daily Mail (avg. video length 81.96 secs), and 203 articles from CNN (avg. video length 368.19 secs)	News
#18: Li et al. [61]	T, A, V	TA, I	184,920 articles (Weibo) with avg. video duration 1 min, avg. article length 96.84 words, avg. summary length 11.19 words	News
#19: Li et al. [56]	TC, I	TA	1,375,453 instances from home appliances, clothing, and cases & bags categories	E-commerce
#20: Sanabria et al. [99]	T, A, V	A, V	20 complete soccer games from 2017-2018 season of French Ligue 1	Sports (Soccer / Football)

to this date. Nonetheless, we have collected information about datasets used in the previous works, and a comprehensive study of 20 datasets can be found at Table 3. It was found that out of these 20 datasets, 11 datasets are of news-related origin [29, 44, 57, 123, 133], and including the dataset on video tutorials by Sanabria et al. [100], there are 12 datasets that are domain-independent, thus suitable to test out domain generic models. 6 out of the 20 datasets produce text summaries using multi-modal input; out of these six datasets, 2 datasets' output comprises of extracted text summaries [13, 58] and 4 datasets' output contains abstractive summaries [29, 56, 57, 100]. On the other hand, there are 8 datasets that output text-image summaries, which can further be divided into 6 extractive text-image summary generation datasets [8, 114, 121] and 2 abstractive text-image summary generation datasets [12, 61]. Dataset #9 ([44]) is the only dataset that comprises of text, image, audio and video in the output. However, this dataset is small, and thus limited to extractive summarization techniques. Out of the 20 datasets, 16 datasets contain text in the multi-modal summary, 3 comprise of audio-video outputs [26, 27, 99], and 1 dataset has a fixed template<sup>12</sup> as output [115]. Of these 16 text-containing datasets, 9 datasets contain extractive text summaries [8, 44, 114, 121] and the rest 7 datasets contain abstractive summaries [12, 29, 61, 100]. It is interesting to note that 5 out of these 7 abstractive datasets belong to the news-domain [12, 29, 57, 61, 133], while the other two focus on e-commerce product summarization [56] and tutorial summarization [100].

Depending on the input, we can also divide the 20 datasets based on the presence/absence of video in the input. There are 9 datasets that contain videos, whereas the rest 11 mostly work with text-image inputs. Due to the nature of this survey (the main focus on text modality), all 20 datasets in consideration contain text as input. A majority of these text sources are single documents [12, 56, 61, 133], but there are 5 datasets that have multiple documents in the input [8, 9, 44, 58, 121]. Sanabria et al. [99], Evangelopoulos et al. [27] and Evangelopoulos et al. [26] however do not contain text documents, but the speech transcriptions from corresponding audio inputs. While most of these datasets comprise of multi-sentence summaries generated from input documents, Li et al. [57] contains a single sentence as the source as well as the reference summary. Most of these datasets use English-based text and audio, but there are 3 datasets that contain Chinese text [8, 9, 58, 61].

There are some datasets that have inputs other than text, image, audio and video. For instance, Tiwari et al. [114] and Yan et al. [123] contain temporal information about the dataset for the task of multi-modal timelines generation. Qian et al. [88] also utilize user information including demographics like gender, birthday, user profile (short biography), and other information including user name, nickname, number of followers, number of microblogs posted, profile registration time, and user's level of interests in different topics for generating summaries of an event based on social media content. Detailed plots for selected statistics on the datasets covered in this study can be found at Figure 6.

These datasets span a wide variety of domains, including sports like tennis [115] and football [99], movies [26, 27], social media-based information [8, 9, 114], e-commerce [56]. In the coming days, we are likely bound to see more large-scale domain specific datasets to advance this field.

## 6 EVALUATION TECHNIQUES

Although there have been a lot of innovative attempts in solving the MMS task, the same does not go for the evaluation techniques used to showcase the quality of generated summaries. Most of

<sup>12</sup>Tjondronegoro et al. [115] focusing on summarizing tennis matches, and thus the output has a fixed template comprising of three different summarization tasks: a) summarization of entire tournament, b) summarization of a match and c) summarization of a tennis player.



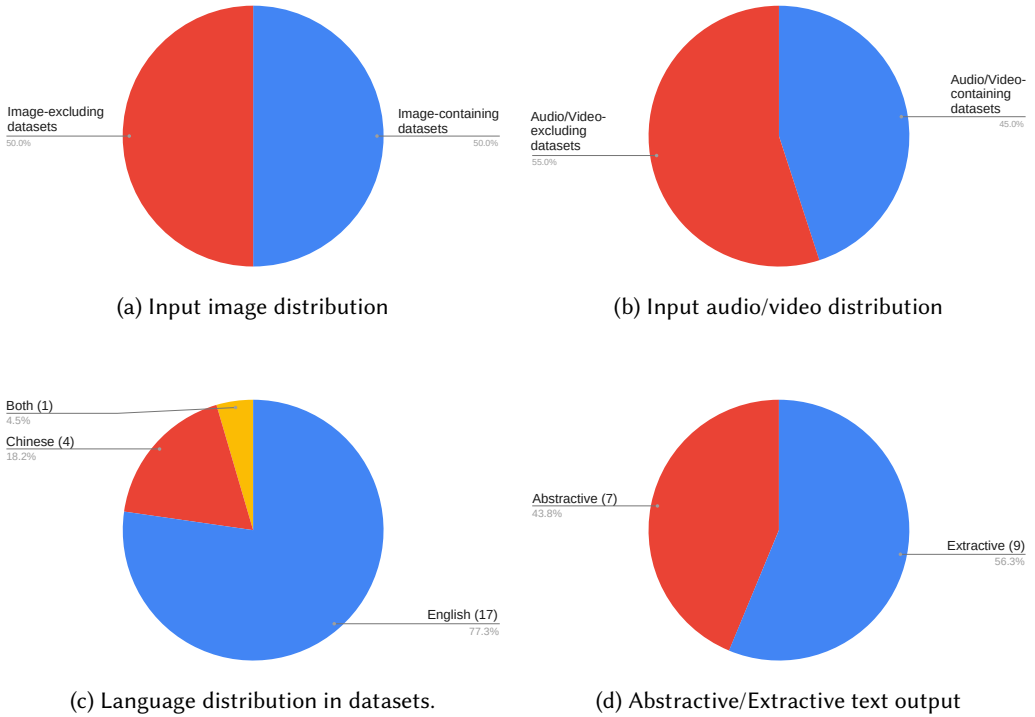
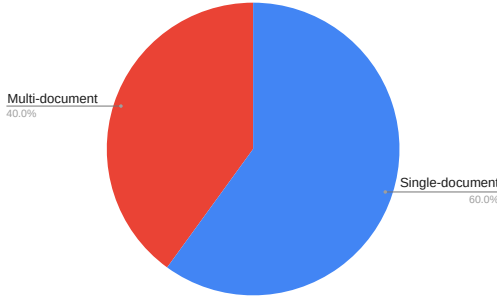


Fig. 6. Dataset statistics.

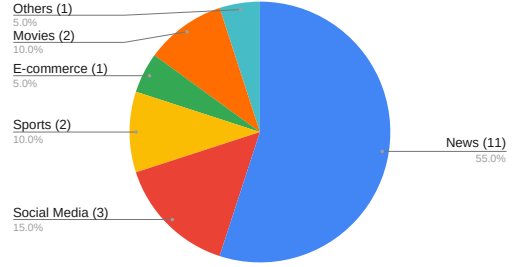
the existing works use uni-modal evaluation metrics, including ROUGE scores [63] to evaluate the text summaries, accuracy and precision-recall based metrics to evaluate the image and video parts of generated summaries. A few works have also reported *True Positives* and *False Positives* as well [95]. The best way to evaluate the quality of a summary is to perform extensive human evaluations. Various techniques have been used to get the best user performance evaluations including the quiz method [25], and user-satisfaction test [133]. The human evaluations are very expensive, time consuming and susceptible to biases, being a rather poor choice for evaluation of large scale models.

In an attempt to evaluate the multi-modal summaries, Zhu et al. [133] proposes a multi-modal automatic evaluation (MMAE) technique that jointly considers uni-modal salience and cross-modal relevance. In their case, the final summary comprises of text and images, and the final objective function is formulated as a mapping of three objective functions: 1) salience of text, 2) salience of images, and 3) text-image relevance. This mapping function is learnt using supervised techniques (Linear Regression, Logistic Regression and Multi-layer Perceptron in their case) to minimize training loss with human judgement scores. Although the metric seems promising, there are a lot of conditions that must be met in order to perform the evaluation.

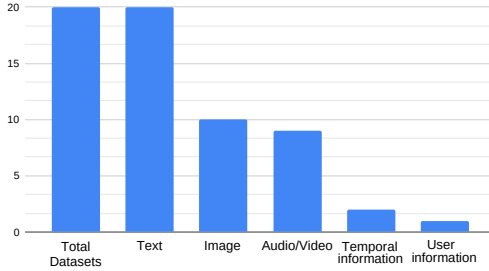
The MMAE metric does not effectively evaluate the information integrity of a multi-modal summary, since it uses uni-modal salience scores as a feature in the overall judgement making process, leading to a cognitive bias. Zhu et al. [134] improves upon this by proposing an evaluation metric based on joint multi-modal representation (termed as MMAE++), projecting the generated



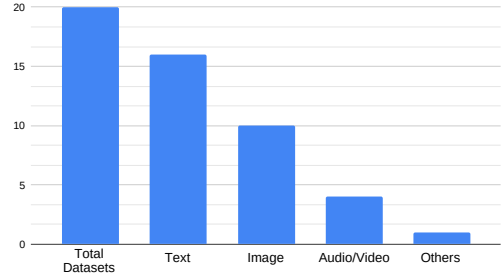
(e) Single vs Multiple document distribution for datasets



(f) Domain distribution for datasets



(g) Input modality distribution



(h) Output modality distribution

Fig. 6. Dataset statistics (contd.).

summaries and the ground truth summaries into a joint semantic space. In contrast to other multi-modal evaluation metrics, they attempt to look at the multi-modal summaries as a whole entity, than a combination of piece-wise significant elements. A neural network based model is used to train this joint representation. Images of two image caption pairs are swapped to obtain two image-text pairs that are semantically close to each other to obtain the training data for joint representation automatically. The evaluation model is trained using a multi-modal attention mechanism [57] to fuse the text and image vectors, using max-margin loss as loss function.

Modani et al. [75] propose a novel evaluation technique termed by them as *Multimedia Summary Quality (MuSQ)*. Just like other multi-modal summarization metrics described above, *MuSQ* is also limited to text-image summaries. However, unlike the majority of previous evaluation metrics for multi-modal summarization or document summarization techniques [24], *MuSQ* does not require a ground truth to evaluate the quality of generated summary. *MuSQ* is a naive coverage based evaluation metric denoted as  $\mu_M$ , and is defined as:

$$\mu_M = \mu_T + \mu_I + \sigma_{T,I} \quad (1)$$

$$\mu_T = \sum_{v \in T} R_v * \max_{u \in S} \{Sim(u, v)\} \quad (2)$$

$$\mu_I = \sum_{w \in V} \hat{R}_w * \max_{x \in I} \{Sim(w, x)\} \quad (3)$$

Table 4. Comparative study of evaluation techniques for evaluation techniques on multi-modal summarization.

Metric name & corresponding paper	Pros & Cons
Multi-modal Automatic Evaluation (MMAE). Zhu et al. [133]	<p><b>Advantages</b></p> <ul style="list-style-type: none"> <li>- MMAE shows high correlation with human judgement scores.</li> </ul> <p><b>Disadvantages</b></p> <ul style="list-style-type: none"> <li>- Requires a substantial manually annotated dataset.</li> <li>- Might perform ambiguously for evaluation of other new domains.</li> </ul>
MMAE++. Zhu et al. [134]	<p><b>Advantages</b></p> <ul style="list-style-type: none"> <li>- Utilizes joint multimodal representation of sentence-image pairs to better improve the correlation scores over MMAE metric [133].</li> </ul> <p><b>Disadvantages</b></p> <ul style="list-style-type: none"> <li>- Requires a substantial manually annotated dataset.</li> <li>- Might perform ambiguously for evaluation of other new domains.</li> </ul>
Multimedia Summary Quality (MuSQ). Modani et al. [75]	<p><b>Advantages</b></p> <ul style="list-style-type: none"> <li>- Does not require manually created gold summaries.</li> </ul> <p><b>Disadvantages</b></p> <ul style="list-style-type: none"> <li>- The technique is very naive, and only considers coverage of input information and text-image cohesiveness.</li> <li>- The metric output is not normalized. Hence the evaluation scores are highly sensitive to the cardinality of input text sentences and input images.</li> </ul>

$$\sigma_{T,I} = \sum_{v \in S} \sum_{w \in I} \{Sim(w, x) * R_v * \hat{R}_w\} \quad (4)$$

where  $\mu_T$  denotes the degree of coverage of input text document  $T$  by text summary  $S$ ,  $\mu_I$  denotes the degree of coverage of input images  $V$  by the image summary  $I$ .  $\sigma_{T,I}$  measures the cohesion across the text sentences and images of final multi-modal summary.  $R_v$  and  $\hat{R}_w$  are respectively the individual reward values for each input sentence and input image that denote the extent of information content in each content fragment (a text sentence or an image).

To sum up, only a handful of works have focused on the evaluation of multi-modal summaries. Even the proposed evaluation metrics have a lot of drawbacks. The evaluation metrics proposed by Zhu et al. [133] and Zhu et al. [134] require a large human evaluation score based training data to learn the parameter weights. Since these metrics are highly dependent on the human-annotated dataset, the quality of this dataset can compromise the evaluation process. It also becomes difficult to generalize these metrics since they depend on the domain of training data. The evaluation technique proposed by Modani et al. [75], although independent from gold summaries, is too naive, and has its own drawbacks. The evaluation metric is not normalized, and hence shows great variation when comparing the results of two input data instances with different sizes.

Overall, the discussed strategies have their own pros and cons; however, there is a great scope for future improvement in the area of 'evaluation techniques for multi-modal summaries' (refer to Section 8).

Table 5. Results of different methods for text and image output modalities. This study is limited to works that contain text in the generated multi-modal summary. Note that the comparison should be done with care as most of the proposed approaches use different datasets (the “Dataset No.” column corresponds to the ID column in Table 3). Column ‘ME’ indicates presence/absence of manual evaluation in the corresponding work. ‘-’ denotes unavailability of images in output, and ‘\*’ denotes unavailability of scores for an evaluation metric.

Paper	Dataset No.	Text score (ROUGE)				Image score			ME
		R-1	R-2	R-L	R-SU4	Precision	Recall	MAP	
Li et al. [58]	#3 (English)	0.442	0.133	*	0.187	-	-	-	✓
	#3 (Chinese)	0.414	0.125	-	0.173	-	-	-	✓
Li et al. [57]	#4	0.472	0.248	0.444	*	-	-	-	
Zhu et al. [133]	#5	0.408	0.1827	0.377	*	0.624	*	*	✓
Zhu et al. [134]	#5	0.411	0.183	0.378	*	0.654	*	*	✓
Chen and Zhuge [13]	#6	0.271	0.125	0.156	*	-	-	-	
Chen and Zhuge [12]	#7	0.326	0.120	0.238	*	*	0.4978	*	
Libovický et al. [62]	#8	*	*	0.549	*	-	-	-	✓
Jangra et al. [44]	#9	0.260	0.074	0.226	*	0.599	0.38	*	
Jangra et al. [45]	#9	0.420	0.167	0.390	*	0.767	0.982	*	
Xu et al. [121]	#10	0.369	0.097	*	*	-	-	-	
Bian et al. [8]	#12	0.507	0.303	*	0.232	-	-	-	
Yan et al. [123]	#13	0.442	0.109	0.320	*	-	-	-	
Bian et al. [9]	#15 (social trends)	0.504	0.307	*	0.235	-	-	-	
	#15 (product events)	0.478	0.279	*	0.187	-	-	-	
Fu et al. [29]	#17 (DailyMail)	41.73	18.59	31.68	*	-	-	-	✓
	#17 (CNN)	27.81	8.87	18.73	*	-	-	-	✓
Li et al. [61]	#18	25.1	9.6	23.2	*	*	*	0.654	✓
Li et al. [56]	#19 (Home Appliances)	34.36	12.52	22.35	-	-	-	-	✓
	#19 (Clothing)	31.93	11.09	21.54	-	-	-	-	✓
	#19 (Cases& Bags)	33.78	12.51	22.43	-	-	-	-	✓

## 7 RESULTS AND DISCUSSION

Since the MMS task is quite broad, covering multiple sub-problem statements, it is difficult to compare models due to the lack of a standard evaluation metric (refer to Section 6). We are then restricted to presenting the results using uni-modal evaluation techniques like ROUGE scores [63] for text summaries, and precision-recall scores for image summaries. In Section 3, we have described the diversity of works done so far, with some working on timeline generation [95, 114, 121], while others working on generic news summarization [45, 133]; making it difficult to conduct a fair

comparison of different architectures<sup>13</sup>. Even comparing two models that have a very similar settings like Zhu et al. [133] and Chen and Zhuge [12] (both are trained on large scale abstractive news summarization datasets), is not adequate because datasets #5 and #7 have different sizes of training data (refer to Table 3). Other such example is of Fu et al. [29] and Li et al. [61], both these works intake text-video inputs; however Fu et al. [29] is trained on English dataset with 2k instances, and Li et al. [61] is trained on Chinese dataset with 1,84k instances (refer to Table 3). Nonetheless, we attempted to give the readers an overview of the potential of existing architectures. There are a few observations that can be made even with these constraints. We can observe that the abstractive summarization models go neck-to-neck with extractive summarization models, even though extractive summarization models have an advantage of keeping the basic grammatical syntax intact, illustrating the advancement in neural summarization models in the MMS task. An extensive study can be found in Table 5.

There exist some works that share a common dataset to illustrate the efficacy of their proposed model architectures. For instance, Jangra et al. [44] and Jangra et al. [45] both present their works on the same dataset (dataset #9), and it is evident that the population-based genetic algorithm proposed in Jangra et al. [45] produces better summaries as compared to the single point optimization strategy using integer linear programming proposed in Jangra et al. [44], both in terms of text as well as image output. For the video output<sup>14</sup> both works performed equally well with an accuracy of 44% (in contrast to the average accuracy of 16% for random selection over 10 attempts). Similarly, Zhu et al. [133] and Zhu et al. [134] also share a common dataset (dataset #5). Both the works produce competitive results, with Zhu et al. [134] outperforming Zhu et al. [133] by small difference in all modalities. It can also be observed from the results of Li et al. [58] that the input language does not affect the quality of summary at all. Results for both English and Chinese datasets (refer to dataset #3 in Table 3) are close, and the difference can be accredited to non-overlapping content across the two datasets. We can also observe from the results by Fu et al. [29] that neural models require large datasets to perform better. The CNN part of dataset only comprises of 200 data instances, while the DailyMail part of dataset comprises of 1970 instances. The authors also suggest that the larger size of videos in CNN data leads to worse performance, even though the underlying learning strategies are the same.

Out of the 16 works reported in Table 5, 7 have performed some sort of manual evaluation along with automatic evaluation to produce a clearer picture about the performance of various summarization strategies. These manual evaluation techniques are mainly of two kinds: a) simple scoring of summary quality based on input [133, 134], and b) answering the questions based on input to quantify the information retention of input data instance [61]. However, one major issue with these manual evaluations is that they cannot be conducted for the entire dataset, and are hence performed on a subset of the test dataset. There are a lot of uncertainties involving this subset, as well as the mental conditions of the human evaluators while performing these quality checks. Hence it can be unreliable to compare two results of separate human evaluation experiments, even for the same task.

## 8 FUTURE WORK

The MMS task is relatively new, and the work done so far has only scratched the surface of what this field has to offer. In this section we discuss the future scope of the MMS task, including some possible improvements in existing works, as well as some possible new directions.

<sup>13</sup>Note that we only display the results that have text as the *central modality* (refer to Section 2).

<sup>14</sup>Since dataset #9 is the only dataset which contains text and video in the output, we have reported the results in text instead of making another column in Table 5.

## 8.1 Scope of improvement

**Better fusion of multi-modal information:** Almost all the works discussed in this survey adopt a late-joint representation approach, where uni-modal information is extracted beforehand, and the information-sharing across multiple modalities takes place at a later stage. These works either use a pre-trained model on image captions [104] or train the multi-modal correspondence in a naïve way, using a neural multi-modal attention mechanism. Although these techniques are able to capture the essence of semantic overlap across modalities, there is still room for improvement in fusion modeling.

**Better evaluation metrics (for multi-modal summaries):** Most of the existing works use uni-modal evaluation techniques like ROUGE scores [63] for text, and precision-recall based metrics for images and videos. The multi-modal evaluation metrics proposed by Zhu et al. [133] and Zhu et al. [134] have shown some promise, but they require a large set of human evaluation scores of generated summaries for training to determine the parameter values, making them unfit as a universal metric, especially when the summaries to be evaluated are from different domains than the data the models were trained on. These proposed evaluation metrics are also very specific as they work only for text-image based multi-modal summaries. Hence the community still lacks an evaluation metric that could judge the quality of a summary comprising of multiple summaries. Even the standard text summarization metrics have some inherent shortcomings, as illustrated by the survey performed by ter Hoeve et al. [113]. They illustrated that even though these metrics are able to cover up basic concepts like informativeness, fluency, succinctness and factuality; they still lack other important aspects like usefulness as discovered by the survey conducted on users who frequently use automatic summarization mechanisms. In order to improve the overall user satisfaction, similar techniques should be incorporated for the evaluation of multi-modal summarization systems as well.

## 8.2 New directions

**Complementary and Supplementary MMS:** It is well established fact that multi-modal systems improve the user experience and help paint a clearer picture of topics or events discussed in input documents. Depending on the information covered by different modalities in a multi-modal output, we can categorise the multi-modal summaries into complementary and supplementary types. We can define them as follows:

*Complementary multi-modal summary:* When one of the output modalities completes the information provided by other modalities, by contributing alternate, but relevant information, then the generated summary is called a complementary multi-modal summary.

*Supplementary multi-modal summary:* When one of the output modalities reinforces the facts and ideas presented by other modalities, then the generated summary is called a supplementary multi-modal summary.

A large majority of research work today focus on developing supplementary multi-modal summaries [12, 133]. There also exists some works that generate complementary multi-modal summaries as well [61]. However, there does not exist any system that can generate the complementary and supplementary multi-modal summaries together. Prior studies have shown that multi-modal output containing images supplementing text sentences increases user satisfaction by 12.4% as compared to single modality output such as text only summary [133]. Similarly, we hypothesize that complementary multi-modal summaries would be able to enhance the attractiveness and hence also the quality of final summary. Therefore, we believe that the systems that can generate both complementary and supplementary multi-modal summaries together could alleviate the user experience, over summaries of single types.

**Multi-lingual MMS:** Multi-modal information has proven to be useful for multi-modal neural machine translation tasks [88, 108], and it has been a highly debated question whether language affects visual perception, a universal form of perception, shared by all individuals [118]. The fact that this question remains open till this date speaks volumes about how multi-modal information can prove to be useful for multi-lingual summarization tasks, if harnessed properly.

**Query-based MMS:** A lot of work has been done in query based text summarization [65, 89], but there is no existing research on query-based summarization in a multi-modal setting. Since it has been shown that visual content can help improve the quality of experience [133], we believe that query-based summarization setup, that has a user-interaction, could really be improved by introducing multi-modal form of information.

**MMS at scale:** Although some work has been done on generic datasets in terms of domain coverage [12, 45, 58, 133], most of the existing works have been performed in a protective environment with some pre-defined notions of input and output formats. In order to produce a large-scale ready-to-use MMS framework, a more generic setup is required, that has better generalization and high adaptive capabilities.

**MMS with user interaction:** Inspired from query-chain summarization frameworks [7], there is a possibility of a multi-modal summarization based on user interaction, which could help improve the overall user satisfaction.

## 9 CONCLUSION

Due to the improving technology, it has become convenient for people to create and share information in multiple modalities, a feat that was not possible a decade ago. As a result of this advancement, the need for multi-modal summarization is increasing. We present a survey to help familiarize users with tools and techniques present for the MMS task. In this manuscript, we formally define the task of multi-modal summarization, and we also provide an extensive categorization of existing works depending upon various input, output and technique related details. We then include a comprehensive description of datasets used to tackle the MMS task. Moreover, we also briefly describe various techniques used to solve the MMS task, along with the evaluation metrics used to judge the quality of summaries produced. Finally, we also provide a few possible directions that research in MMS can take. We hope that this survey paper will significantly promote research in multi-modal summarization.

## REFERENCES

- [1] Rasim Alguliev, Ramiz Aliguliyev, and Makrufa Hajirahimova. 2010. Multi-document summarization model based on integer linear programming. *Intelligent Control and Automation* 1, 02 (2010), 105.
- [2] Omer Arshad, Ignazio Gallo, Shah Nawaz, and Alessandro Calefati. 2019. Aiding intra-text representations with visual context for multimodal named entity recognition. In *2019 International Conference on Document Analysis and Recognition (ICDAR)*. IEEE, 337–342.
- [3] Pradeep K Atrey, M Anwar Hossain, Abdulmotaleb El Saddik, and Mohan S Kankanhalli. 2010. Multimodal fusion for multimedia analysis: a survey. *Multimedia systems* 16, 6 (2010), 345–379.
- [4] Tadas Baltrušaitis, Chaitanya Ahuja, and Louis-Philippe Morency. 2018. Multimodal machine learning: A survey and taxonomy. *IEEE transactions on pattern analysis and machine intelligence* 41, 2 (2018), 423–443.
- [5] Francesco Barbieri, Miguel Ballesteros, Francesco Ronzano, and Horacio Saggion. 2018. Multimodal emoji prediction. *arXiv preprint arXiv:1803.02392* (2018).
- [6] Madhushree Basavarajaiah and Priyanka Sharma. 2019. Survey of Compressed Domain Video Summarization Techniques. *ACM Computing Surveys (CSUR)* 52, 6 (2019), 1–29.
- [7] Tal Baumel, Raphael Cohen, and Michael Elhadad. 2014. Query-chain focused summarization. In *Proceedings of the 52nd Annual Meeting of the Association for Computational Linguistics (Volume 1: Long Papers)*. 913–922.

- [8] Jingwen Bian, Yang Yang, and Tat-Seng Chua. 2013. Multimedia summarization for trending topics in microblogs. In *Proceedings of the 22nd ACM international conference on Information & Knowledge Management*. 1807–1812.
- [9] Jingwen Bian, Yang Yang, Hanwang Zhang, and Tat-Seng Chua. 2014. Multimedia summarization for social events in microblog stream. *IEEE Transactions on multimedia* 17, 2 (2014), 216–228.
- [10] Teresa Botschen, Iryna Gurevych, Jan-Christoph Klie, Hatem Mousselly-Sergieh, and Stefan Roth. 2018. Multimodal frame identification with multilingual evaluation. In *Proceedings of the 2018 Conference of the North American Chapter of the Association for Computational Linguistics: Human Language Technologies, Volume 1 (Long Papers)*. 1481–1491.
- [11] Ozan Caglayan, Pranava Madhyastha, Lucia Specia, and Loïc Barrault. 2019. Probing the need for visual context in multimodal machine translation. *arXiv preprint arXiv:1903.08678* (2019).
- [12] Jingqiang Chen and Hai Zhuge. 2018. Abstractive Text-Image Summarization Using Multi-Modal Attentional Hierarchical RNN. In *Proceedings of the 2018 Conference on Empirical Methods in Natural Language Processing*. 4046–4056.
- [13] Jingqiang Chen and Hai Zhuge. 2018. Extractive Text-Image Summarization Using Multi-Modal RNN. In *2018 14th International Conference on Semantics, Knowledge and Grids (SKG)*. IEEE, 245–248.
- [14] Jingqiang Chen and Hai Zhuge. 2019. News Image Captioning Based on Text Summarization Using Image as Query. In *2019 15th International Conference on Semantics, Knowledge and Grids (SKG)*. IEEE, 123–126.
- [15] Jingqiang Chen and Hai Zhuge. 2020. A news image captioning approach based on multimodal pointer-generator network. *Concurrency and Computation: Practice and Experience* (2020), e5721.
- [16] Kyunghyun Cho, Bart van Merriënboer, Caglar Gulcehre, Dzmitry Bahdanau, Fethi Bougares, Holger Schwenk, and Yoshua Bengio. 2014. Learning Phrase Representations using RNN Encoder–Decoder for Statistical Machine Translation. In *Proceedings of the 2014 Conference on Empirical Methods in Natural Language Processing (EMNLP)*. 1724–1734.
- [17] Andrei Catalin Coman, Yaroslav Nechaev, and Giacomo Zara. 2018. Predicting emoji exploiting multimodal data: FBK participation in ITAmoji task. *EVALITA Evaluation of NLP and Speech Tools for Italian* 12 (2018), 135.
- [18] Henggang Cui, Vladan Radosavljevic, Fang-Chieh Chou, Tsung-Han Lin, Thi Nguyen, Tzu-Kuo Huang, Jeff Schneider, and Nemanja Djuric. 2019. Multimodal trajectory predictions for autonomous driving using deep convolutional networks. In *2019 International Conference on Robotics and Automation (ICRA)*. IEEE, 2090–2096.
- [19] Jia Deng, Wei Dong, Richard Socher, Li-Jia Li, Kai Li, and Li Fei-Fei. 2009. Imagenet: A large-scale hierarchical image database. In *2009 IEEE conference on computer vision and pattern recognition*. Ieee, 248–255.
- [20] Jacob Devlin, Ming-Wei Chang, Kenton Lee, and Kristina Toutanova. 2019. BERT: Pre-training of Deep Bidirectional Transformers for Language Understanding. In *Proceedings of the 2019 Conference of the North American Chapter of the Association for Computational Linguistics: Human Language Technologies, Volume 1 (Long and Short Papers)*. Association for Computational Linguistics, Minneapolis, Minnesota, 4171–4186. <https://doi.org/10.18653/v1/N19-1423>
- [21] Desmond Elliott. 2018. Adversarial evaluation of multimodal machine translation. In *Proceedings of the 2018 Conference on Empirical Methods in Natural Language Processing*. 2974–2978.
- [22] Desmond Elliott, Stella Frank, Loïc Barrault, Fethi Bougares, and Lucia Specia. 2017. Findings of the second shared task on multimodal machine translation and multilingual image description. *arXiv preprint arXiv:1710.07177* (2017).
- [23] Günes Erkan and Dragomir R Radev. 2004. Lexrank: Graph-based lexical centrality as salience in text summarization. *Jour. of artif. intel. res.* 22 (2004), 457–479.
- [24] Liana Ermakova, Jean Valère Cossu, and Josiane Mothe. 2019. A survey on evaluation of summarization methods. *Information Processing & Management* 56, 5 (2019), 1794–1814.
- [25] Berna Erol, D-S Lee, and Jonathan Hull. 2003. Multimodal summarization of meeting recordings. In *2003 International Conference on Multimedia and Expo. ICME'03. Proceedings (Cat. No. 03TH8698)*, Vol. 3. IEEE, III–25.
- [26] Georgios Evangelopoulos, Athanasia Zlatintsi, Alexandros Potamianos, Petros Maragos, Konstantinos Rapantzikos, Georgios Skoumas, and Yannis Avrithis. 2013. Multimodal saliency and fusion for movie summarization based on aural, visual, and textual attention. *IEEE Transactions on Multimedia* 15, 7 (2013), 1553–1568.
- [27] Georgios Evangelopoulos, Athanasia Zlatintsi, Georgios Skoumas, Konstantinos Rapantzikos, Alexandros Potamianos, Petros Maragos, and Yannis Avrithis. 2009. Video event detection and summarization using audio, visual and text saliency. In *2009 IEEE International Conference on Acoustics, Speech and Signal Processing*. IEEE, 3553–3556.
- [28] Julian Fierrez-Aguilar, Javier Ortega-Garcia, Joaquin Gonzalez-Rodriguez, and Josef Bigun. 2005. Discriminative multimodal biometric authentication based on quality measures. *Pattern recognition* 38, 5 (2005), 777–779.
- [29] Xiyan Fu, Jun Wang, and Zhenglu Yang. 2020. Multi-modal Summarization for Video-containing Documents. *arXiv preprint arXiv:2009.08018* (2020).
- [30] Dimitrios Galanis, Gerasimos Lampouras, and Ion Androutsopoulos. 2012. Extractive multi-document summarization with integer linear programming and support vector regression. In *Proceedings of COLING 2012*. 911–926.
- [31] Mahak Gambhir and Vishal Gupta. 2017. Recent automatic text summarization techniques: a survey. *Artificial Intelligence Review* 47, 1 (2017), 1–66.



- [32] Vishal Gupta and Gurpreet Singh Lehal. 2010. A survey of text summarization extractive techniques. *Journal of emerging technologies in web intelligence* 2, 3 (2010), 258–268.
- [33] Kensho Hara, Hirokatsu Kataoka, and Yutaka Satoh. 2018. Can spatiotemporal 3d cnns retrace the history of 2d cnns and imagenet?. In *Proceedings of the IEEE conference on Computer Vision and Pattern Recognition*. 6546–6555.
- [34] Kaiming He, Xiangyu Zhang, Shaoqing Ren, and Jian Sun. 2016. Deep residual learning for image recognition. In *Proceedings of the IEEE conference on computer vision and pattern recognition*. 770–778.
- [35] Sepp Hochreiter and Jürgen Schmidhuber. 1997. Long short-term memory. *Neural computation* 9, 8 (1997), 1735–1780.
- [36] Micah Hodosh, Peter Young, and Julia Hockenmaier. 2013. Framing image description as a ranking task: Data, models and evaluation metrics. *Journal of Artificial Intelligence Research* 47 (2013), 853–899.
- [37] Chiori Hori, Takaaki Hori, Teng-Yok Lee, Ziming Zhang, Bret Harsham, John R Hershey, Tim K Marks, and Kazuhiko Sumi. 2017. Attention-based multimodal fusion for video description. In *Proceedings of the IEEE international conference on computer vision*. 4193–4202.
- [38] Chiori Hori, Takaaki Hori, Gordon Wichern, Jue Wang, Teng-yok Lee, Anoop Cherian, and Tim K Marks. 2018. Multimodal Attention for Fusion of Audio and Spatiotemporal Features for Video Description.. In *CVPR Workshops*. 2528–2531.
- [39] Po-Yao Huang, Frederick Liu, Sz-Rung Shiang, Jean Oh, and Chris Dyer. 2016. Attention-based multimodal neural machine translation. In *Proceedings of the First Conference on Machine Translation: Volume 2, Shared Task Papers*. 639–645.
- [40] Xun Huang, Ming-Yu Liu, Serge Belongie, and Jan Kautz. 2018. Multimodal unsupervised image-to-image translation. In *Proceedings of the European Conference on Computer Vision (ECCV)*. 172–189.
- [41] Tanveer Hussain, Khan Muhammad, Weiping Ding, Jaime Lloret, Sung Wook Baik, and Victor Hugo C de Albuquerque. 2020. A comprehensive survey of multi-view video summarization. *Pattern Recognition* 109 (2020), 107567.
- [42] M Indovina, U Uludag, R Snelick, A Mink, and A Jain. 2003. Multimodal biometric authentication methods: a COTS approach. In *Proc. of Workshop on Multimodal User Authentication*. Citeseer, 99–106.
- [43] Alejandro Jaimes and Nicu Sebe. 2007. Multimodal human–computer interaction: A survey. *Computer vision and image understanding* 108, 1-2 (2007), 116–134.
- [44] Anubhav Jangra, Adam Jatowt, Mohammad Hasanuzzaman, and Sriparna Saha. 2020. Text-Image-Video Summary Generation Using Joint Integer Linear Programming. In *European Conference on Information Retrieval*. Springer, 190–198.
- [45] Anubhav Jangra, Sriparna Saha, Adam Jatowt, and Mohammad Hasanuzzaman. 2020. Multi-Modal Summary Generation Using Multi-Objective Optimization (SIGIR '20). Association for Computing Machinery, New York, NY, USA, 1745–1748. <https://doi.org/10.1145/3397271.3401232>
- [46] Anubhav Jangra, Sriparna Saha, Adam Jatowt, and Mohammed Hasanuzzaman. 2021. *Multi-Modal Supplementary-Complementary Summarization Using Multi-Objective Optimization*. Association for Computing Machinery, New York, NY, USA, 818–828. <https://doi.org/10.1145/3404835.3462877>
- [47] Andrej Karpathy, Armand Joulin, and Li F Fei-Fei. 2014. Deep fragment embeddings for bidirectional image sentence mapping. In *Advances in neural information processing systems*. 1889–1897.
- [48] Will Kay, Joao Carreira, Karen Simonyan, Brian Zhang, Chloe Hillier, Sudheendra Vijayanarasimhan, Fabio Viola, Tim Green, Trevor Back, Paul Natsev, et al. 2017. The kinetics human action video dataset. *arXiv preprint arXiv:1705.06950* (2017).
- [49] Jin-Hwa Kim, Sang-Woo Lee, Donghyun Kwak, Min-Oh Heo, Jeonghee Kim, Jung-Woo Ha, and Byoung-Tak Zhang. 2016. Multimodal residual learning for visual qa. *Advances in neural information processing systems* 29 (2016), 361–369.
- [50] Jin-Hwa Kim, Kyoung-Woon On, Woosang Lim, Jeonghee Kim, Jung-Woo Ha, and Byoung-Tak Zhang. 2016. Hadamard product for low-rank bilinear pooling. *arXiv preprint arXiv:1610.04325* (2016).
- [51] Sujeong Kim, David Salter, Luke DeLuccia, Kilho Son, Mohamed R Amer, and Amir Tamrakar. 2018. SMILEE: Symmetric multi-modal interactions with language-gesture enabled (AI) embodiment. In *Proceedings of the 2018 Conference of the North American Chapter of the Association for Computational Linguistics: Demonstrations*. 86–90.
- [52] Mahesh Kini and Karthik Pai. 2019. A Survey on Video Summarization Techniques. In *2019 Innovations in Power and Advanced Computing Technologies (i-PACT)*, Vol. 1. IEEE, 1–5.
- [53] Elsa Andrea Kirchner, Marc Tabie, and Anett Seeland. 2014. Multimodal movement prediction-towards an individual assistance of patients. *PLoS one* 9, 1 (2014), e85060.
- [54] Benjamin Klein, Guy Lev, Gil Sadeh, and Lior Wolf. 2014. Fisher vectors derived from hybrid gaussian-laplacian mixture models for image annotation. *arXiv preprint arXiv:1411.7399* (2014).
- [55] Theodoros Kostoulas, Guillaume Chanel, Michal Muszynski, Patrizia Lombardo, and Thierry Pun. 2017. Films, affective computing and aesthetic experience: Identifying emotional and aesthetic highlights from multimodal signals in a social setting. *Frontiers in ICT* 4 (2017), 11.

- [56] Haoran Li, Peng Yuan, Song Xu, Youzheng Wu, Xiaodong He, and Bowen Zhou. 2020. Aspect-Aware Multimodal Summarization for Chinese E-Commerce Products.. In *AAAI*. 8188–8195.
- [57] Haoran Li, Junnan Zhu, Tianshang Liu, Jiajun Zhang, and Chengqing Zong. 2018. Multi-modal Sentence Summarization with Modality Attention and Image Filtering. In *Proceedings of the Twenty-Seventh International Joint Conference on Artificial Intelligence, IJCAI-18*. International Joint Conferences on Artificial Intelligence Organization, 4152–4158. <https://doi.org/10.24963/ijcai.2018/577>
- [58] Haoran Li, Junnan Zhu, Cong Ma, Jiajun Zhang, and Chengqing Zong. 2017. Multi-modal summarization for asynchronous collection of text, image, audio and video. In *Proceedings of the 2017 Conference on Empirical Methods in Natural Language Processing*. 1092–1102.
- [59] Jiazheng Li, Linyi Yang, Barry Smyth, and Ruihai Dong. 2020. MAEC: A Multimodal Aligned Earnings Conference Call Dataset for Financial Risk Prediction. In *Proceedings of the 29th ACM International Conference on Information & Knowledge Management*. 3063–3070.
- [60] Liunian Harold Li, Mark Yatskar, Da Yin, Cho-Jui Hsieh, and Kai-Wei Chang. 2019. Visualbert: A simple and performant baseline for vision and language. *arXiv preprint arXiv:1908.03557* (2019).
- [61] Mingzhe Li, Xiuying Chen, Shen Gao, Zhangming Chan, Dongyan Zhao, and Rui Yan. 2020. VMMSO: Learning to Generate Multimodal Summary for Video-based News Articles. *arXiv preprint arXiv:2010.05406* (2020).
- [62] Jindrich Libovický, Shruti Palaskar, Spandana Gella, and Florian Metze. 2018. Multimodal Abstractive Summarization for Open-Domain Videos. In *Proceedings of the Workshop on Visually Grounded Interaction and Language (ViGIL), NIPS*.
- [63] Chin-Yew Lin. 2004. ROUGE: A Package for Automatic Evaluation of Summaries. In *Text Summarization Branches Out*. Association for Computational Linguistics, Barcelona, Spain, 74–81. <https://www.aclweb.org/anthology/W04-1013>
- [64] Hui Lin and Jeff Bilmes. 2010. Multi-document summarization via budgeted maximization of submodular functions. In *Human Language Technologies: The 2010 Annual Conference of the North American Chapter of the Association for Computational Linguistics*. 912–920.
- [65] Marina Litvak and Natalia Vanetik. 2017. Query-based summarization using MDL principle. In *Proceedings of the multiling 2017 workshop on summarization and summary evaluation across source types and genres*. 22–31.
- [66] Kuan Liu, Yanen Li, Ning Xu, and Prem Natarajan. 2018. Learn to combine modalities in multimodal deep learning. *arXiv preprint arXiv:1805.11730* (2018).
- [67] Xin Liu and Yujia Jiang. 2020. Aesthetic assessment of website design based on multimodal fusion. *Future Generation Computer Systems* (2020).
- [68] Jiasen Lu, Dhruv Batra, Devi Parikh, and Stefan Lee. 2019. Vilbert: Pretraining task-agnostic visiolinguistic representations for vision-and-language tasks. In *Advances in Neural Information Processing Systems*. 13–23.
- [69] Hans Peter Luhn. 1958. The automatic creation of literature abstracts. *IBM Journal of research and development* 2, 2 (1958), 159–165.
- [70] Lianhai Miao, Da Cao, Juntao Li, and Weili Guan. 2020. Multi-modal product title compression. *Information Processing & Management* 57, 1 (2020), 102123.
- [71] Rada Mihalcea. 2004. Graph-based ranking algorithms for sentence extraction, applied to text summarization. In *Proceedings of the ACL Interactive Poster and Demonstration Sessions*. 170–173.
- [72] Rada Mihalcea and Paul Tarau. 2004. Textrank: Bringing order into text. In *Proceedings of the 2004 conference on empirical methods in natural language processing*. 404–411.
- [73] Tomas Mikolov, Ilya Sutskever, Kai Chen, Greg S Corrado, and Jeff Dean. 2013. Distributed representations of words and phrases and their compositionality. In *Advances in neural information processing systems*. 3111–3119.
- [74] Natwar Modani, Elham Khabiri, Harini Srinivasan, and James Caverlee. 2015. Creating diverse product review summaries: a graph approach. In *International Conference on Web Information Systems Engineering*. Springer, 169–184.
- [75] Natwar Modani, Pranav Maneriker, Gaurush Hiranandani, Atanu R Sinha, Vaishnavi Subramanian, Shivani Gupta, et al. 2016. Summarizing multimedia content. In *International Conference on Web Information Systems Engineering*. Springer, 340–348.
- [76] Arthur G Money and Harry Agius. 2008. Video summarisation: A conceptual framework and survey of the state of the art. *Journal of visual communication and image representation* 19, 2 (2008), 121–143.
- [77] Seungwhan Moon, Leonardo Neves, and Vitor Carvalho. 2018. Multimodal named entity disambiguation for noisy social media posts. In *Proceedings of the 56th Annual Meeting of the Association for Computational Linguistics (Volume 1: Long Papers)*. 2000–2008.
- [78] Seungwhan Moon, Leonardo Neves, and Vitor Carvalho. 2018. Multimodal named entity recognition for short social media posts. *arXiv preprint arXiv:1802.07862* (2018).
- [79] Louis-Philippe Morency, Rada Mihalcea, and Payal Doshi. 2011. Towards multimodal sentiment analysis: Harvesting opinions from the web. In *Proceedings of the 13th international conference on multimodal interfaces*. 169–176.

- [80] George L Nemhauser, Laurence A Wolsey, and Marshall L Fisher. 1978. An analysis of approximations for maximizing submodular set functions—I. *Mathematical programming* 14, 1 (1978), 265–294.
- [81] Ani Nenkova and Kathleen McKeown. 2012. A survey of text summarization techniques. In *Mining text data*. Springer, 43–76.
- [82] Malay K Pakhira, Sanghamitra Bandyopadhyay, and Ujjwal Maulik. 2004. Validity index for crisp and fuzzy clusters. *Pattern recognition* 37, 3 (2004), 487–501.
- [83] Shruti Palaskar, Jindrich Libovický, Spandana Gella, and Florian Metze. 2019. Multimodal abstractive summarization for how2 videos. *arXiv preprint arXiv:1906.07901* (2019).
- [84] Karl Pearson. 1901. LIII. On lines and planes of closest fit to systems of points in space. *The London, Edinburgh, and Dublin Philosophical Magazine and Journal of Science* 2, 11 (1901), 559–572.
- [85] Jeffrey Pennington, Richard Socher, and Christopher D Manning. 2014. Glove: Global vectors for word representation. In *Proceedings of the 2014 conference on empirical methods in natural language processing (EMNLP)*. 1532–1543.
- [86] Xueming Qian, Mingdi Li, Yayun Ren, and Shuhui Jiang. 2019. Social media based event summarization by user–text–image co-clustering. *Knowledge-Based Systems* 164 (2019), 107–121.
- [87] Xueming Qian, Yao Xue, Xiyu Yang, Yuan Yan Tang, Xingsong Hou, and Tao Mei. 2014. Landmark summarization with diverse viewpoints. *IEEE Transactions on Circuits and Systems for Video Technology* 25, 11 (2014), 1857–1869.
- [88] Xin Qian, Ziyi Zhong, and Jieli Zhou. 2018. Multimodal machine translation with reinforcement learning. *arXiv preprint arXiv:1805.02356* (2018).
- [89] Nazreena Rahman and Bhogeswar Borah. 2019. Improvement of query-based text summarization using word sense disambiguation. *Complex & Intelligent Systems* (2019), 1–11.
- [90] Dhanesh Ramachandram and Graham W Taylor. 2017. Deep multimodal learning: A survey on recent advances and trends. *IEEE Signal Processing Magazine* 34, 6 (2017), 96–108.
- [91] Vasili Ramanishka, Abir Das, Dong Huk Park, Subhashini Venugopalan, Lisa Anne Hendricks, Marcus Rohrbach, and Kate Saenko. 2016. Multimodal video description. In *Proceedings of the 24th ACM international conference on Multimedia*. 1092–1096.
- [92] Cyrus Rashtchian, Peter Young, Micah Hodosh, and Julia Hockenmaier. 2010. Collecting image annotations using amazon’s mechanical turk. In *Proceedings of the NAACL HLT 2010 Workshop on Creating Speech and Language Data with Amazon’s Mechanical Turk*. 139–147.
- [93] Verónica Pérez Rosas, Rada Mihalcea, and Louis-Philippe Morency. 2013. Multimodal sentiment analysis of spanish online videos. *IEEE Intelligent Systems* 28, 3 (2013), 38–45.
- [94] Nils Ryden, Choon B Park, Peter Ulriksen, and Richard D Miller. 2004. Multimodal approach to seismic pavement testing. *Journal of geotechnical and geoenvironmental engineering* 130, 6 (2004), 636–645.
- [95] Mathilde Sahuguet and Benoit Huet. 2013. Socially motivated multimedia topic timeline summarization. In *Proceedings of the 2nd international workshop on Socially-aware multimedia*. 19–24.
- [96] Naveen Saini, Sriparna Saha, Dhiraj Chakraborty, and Pushpak Bhattacharyya. 2019. Extractive single document summarization using binary differential evolution: Optimization of different sentence quality measures. *PLoS one* 14, 11 (2019), e0223477.
- [97] Naveen Saini, Sriparna Saha, Anubhav Jangra, and Pushpak Bhattacharyya. 2019. Extractive single document summarization using multi-objective optimization: Exploring self-organized differential evolution, grey wolf optimizer and water cycle algorithm. *Knowledge-Based Systems* 164 (2019), 45–67.
- [98] Gerard Salton. 1989. Automatic text processing: The transformation, analysis, and retrieval of. *Reading: Addison-Wesley* 169 (1989).
- [99] Melissa Sanabria, Frédéric Precioso, and Thomas Menguy. 2019. A Deep Architecture for Multimodal Summarization of Soccer Games. In *Proceedings Proceedings of the 2nd International Workshop on Multimedia Content Analysis in Sports*. 16–24.
- [100] Ramon Sanabria, Ozan Caglayan, Shruti Palaskar, Desmond Elliott, Loïc Barrault, Lucia Specia, and Florian Metze. 2018. How2: a large-scale dataset for multimodal language understanding. *arXiv preprint arXiv:1811.00347* (2018).
- [101] Ramit Sawhney, Puneet Mathur, Ayush Mangal, Piyush Khanna, Rajiv Ratn Shah, and Roger Zimmermann. 2020. Multimodal multi-task financial risk forecasting. In *Proceedings of the 28th ACM International Conference on Multimedia*. 456–465.
- [102] Tinumol Sebastian and Jiby J Puthiyidam. 2015. A survey on video summarization techniques. *Int. J. Comput. Appl* 132, 13 (2015), 30–32.
- [103] Nicu Sebe, Ira Cohen, Theo Gevers, and Thomas S Huang. 2005. Multimodal approaches for emotion recognition: a survey. In *Internet Imaging VI*, Vol. 5670. International Society for Optics and Photonics, 56–67.
- [104] Karen Simonyan and Andrew Zisserman. 2015. Very Deep Convolutional Networks for Large-Scale Image Recognition. In *International Conference on Learning Representations*.

- [105] Ruben Sipos, Pannaga Shivaswamy, and Thorsten Joachims. 2012. Large-margin learning of submodular summarization models. In *Proceedings of the 13th Conference of the European Chapter of the Association for Computational Linguistics*. 224–233.
- [106] Robert Snelick, Umut Uludag, Alan Mink, Mike Indovina, and Anil Jain. 2005. Large-scale evaluation of multimodal biometric authentication using state-of-the-art systems. *IEEE transactions on pattern analysis and machine intelligence* 27, 3 (2005), 450–455.
- [107] Mohammad Soleymani, David Garcia, Brendan Jou, Björn Schuller, Shih-Fu Chang, and Maja Pantic. 2017. A survey of multimodal sentiment analysis. *Image and Vision Computing* 65 (2017), 3–14.
- [108] Lucia Specia. 2018. Multi-modal Context Modelling for Machine Translation. (2018).
- [109] Chanchal Suman, Saichethan Miriyala Reddy, Sriparna Saha, and Pushpak Bhattacharyya. 2020. Why pay more? A simple and efficient named entity recognition system for tweets. *Expert Systems with Applications* (2020), 114101.
- [110] Chen Sun, Austin Myers, Carl Vondrick, Kevin Murphy, and Cordelia Schmid. 2019. Videobert: A joint model for video and language representation learning. In *Proceedings of the IEEE International Conference on Computer Vision*. 7464–7473.
- [111] Christian Szegedy, Wei Liu, Yangqing Jia, Pierre Sermanet, Scott Reed, Dragomir Anguelov, Dumitru Erhan, Vincent Vanhoucke, and Andrew Rabinovich. 2015. Going deeper with convolutions. In *Proceedings of the IEEE conference on computer vision and pattern recognition*. 1–9.
- [112] Oguzhan Tas and Farzad Kiyani. 2007. A survey automatic text summarization. *PressAcademia Procedia* 5, 1 (2007), 205–213.
- [113] Maartje ter Hoeve, Julia Kiseleva, and Maarten de Rijke. 2020. What Makes a Good Summary? Reconsidering the Focus of Automatic Summarization. *arXiv preprint arXiv:2012.07619* (2020).
- [114] Akanksha Tiwari, Christian Von Der Weth, and Mohan S Kankanhalli. 2018. Multimodal Multiplatform Social Media Event Summarization. *ACM Transactions on Multimedia Computing, Communications, and Applications (TOMM)* 14, 2s (2018), 1–23.
- [115] Dian Tjondronegoro, Xiaohui Tao, Johannes Sasongko, and Cher Han Lau. 2011. Multi-modal summarization of key events and top players in sports tournament videos. In *Applications of Computer Vision (WACV), 2011 IEEE Workshop on*. IEEE, 471–478.
- [116] Naushad UzZaman, Jeffrey P Bigham, and James F Allen. 2011. Multimodal summarization of complex sentences. In *Proceedings of the 16th international conference on Intelligent user interfaces*. ACM, 43–52.
- [117] Ashish Vaswani, Noam Shazeer, Niki Parmar, Jakob Uszkoreit, Llion Jones, Aidan N Gomez, Łukasz Kaiser, and Illia Polosukhin. 2017. Attention is all you need. In *Advances in neural information processing systems*. 5998–6008.
- [118] Mila Vulchanova, Valentin Vulchanov, Isabella Fritz, and Evelyn A Milburn. 2019. Language and perception: introduction to the special issue speakers and listeners in the visual world. *Journal of Cultural Cognitive Science* (2019), 1–10.
- [119] Liwei Wang, Yin Li, and Svetlana Lazebnik. 2016. Learning deep structure-preserving image-text embeddings. In *Proceedings of the IEEE conference on computer vision and pattern recognition*. 5005–5013.
- [120] Nancy XR Wang, Ali Farhadi, Rajesh PN Rao, and Bingni W Brunton. 2018. AJILE movement prediction: Multimodal deep learning for natural human neural recordings and video. In *Thirty-Second AAAI Conference on Artificial Intelligence*.
- [121] Shize Xu, Liang Kong, and Yan Zhang. 2013. A cross-media evolutionary timeline generation framework based on iterative recommendation. In *Proceedings of the 3rd ACM conference on International conference on multimedia retrieval*. 73–80.
- [122] Ashima Yadav and Dinesh Kumar Vishwakarma. 2020. A Deep Multi-Level Attentive network for Multimodal Sentiment Analysis. *arXiv preprint arXiv:2012.08256* (2020).
- [123] Rui Yan, Xiaojun Wan, Mirella Lapata, Wayne Xin Zhao, Pu-Jen Cheng, and Xiaoming Li. 2012. Visualizing timelines: Evolutionary summarization via iterative reinforcement between text and image streams. In *Proceedings of the 21st ACM international conference on Information and knowledge management*. 275–284.
- [124] Jin-ge Yao, Xiaojun Wan, and Jianguo Xiao. 2017. Recent advances in document summarization. *Knowledge and Information Systems* 53, 2 (2017), 297–336.
- [125] Peter Young, Alice Lai, Micah Hodosh, and Julia Hockenmaier. 2014. From image descriptions to visual denotations: New similarity metrics for semantic inference over event descriptions. *Transactions of the Association for Computational Linguistics* 2 (2014), 67–78.
- [126] Jianfei Yu, Jing Jiang, Li Yang, and Rui Xia. 2020. Improving multimodal named entity recognition via entity span detection with unified multimodal transformer. Association for Computational Linguistics.
- [127] Amir Zadeh, Minghai Chen, Soujanya Poria, Erik Cambria, and Louis-Philippe Morency. 2017. Tensor fusion network for multimodal sentiment analysis. *arXiv preprint arXiv:1707.07250* (2017).

- [128] Tom Zahavy, Alessandro Magnani, Abhinandan Krishnan, and Shie Mannor. 2016. Is a picture worth a thousand words? A Deep Multi-Modal Fusion Architecture for Product Classification in e-commerce. *arXiv preprint arXiv:1611.09534* (2016).
- [129] Luming Zhang, Yue Gao, Chao Zhang, Hanwang Zhang, Qi Tian, and Roger Zimmermann. 2014. Perception-guided multimodal feature fusion for photo aesthetics assessment. In *Proceedings of the 22nd ACM international conference on Multimedia*. 237–246.
- [130] Qi Zhang, Jinlan Fu, Xiaoyu Liu, and Xuanjing Huang. 2018. Adaptive Co-attention Network for Named Entity Recognition in Tweets.. In *AAAI*. 5674–5681.
- [131] Kaiyang Zhou, Yu Qiao, and Tao Xiang. 2017. Deep reinforcement learning for unsupervised video summarization with diversity-representativeness reward. *arXiv preprint arXiv:1801.00054* (2017).
- [132] Luowei Zhou, Hamid Palangi, Lei Zhang, Houdong Hu, Jason J Corso, and Jianfeng Gao. 2020. Unified Vision-Language Pre-Training for Image Captioning and VQA.. In *AAAI*. 13041–13049.
- [133] Junnan Zhu, Haoran Li, Tianshang Liu, Yu Zhou, Jiajun Zhang, and Chengqing Zong. 2018. MSMO: Multimodal Summarization with Multimodal Output. In *Proceedings of the 2018 Conference on Empirical Methods in Natural Language Processing*. 4154–4164.
- [134] Junnan Zhu, Yu Zhou, Jiajun Zhang, Haoran Li, Chengqing Zong, and Changliang Li. 2020. Multimodal Summarization with Guidance of Multimodal Reference. In *Proceedings of the AAAI Conference on Artificial Intelligence*, Vol. 34. 9749–9756.