

Transport-enabled entangling gate for trapped ions

Holly N. Tinkey,* Craig R. Clark, Brian C. Sawyer, and Kenton R. Brown
Georgia Tech Research Institute, Atlanta, GA 30332, USA

We implement a two-qubit entangling Mølmer-Sørensen interaction by transporting two co-trapped $^{40}\text{Ca}^+$ ions through a stationary, bichromatic optical beam within a surface-electrode Paul trap. We describe a procedure for achieving a constant Doppler shift during the transport which uses fine temporal adjustment of the moving confinement potential. The fixed interaction duration of the ions transported through the laser beam as well as the dynamically changing ac Stark shift require alterations to the calibration procedures used for a stationary gate. We use the interaction to produce Bell states with fidelities commensurate to those of stationary gates performed in the same system. This result establishes the feasibility of actively incorporating ion transport into quantum information entangling operations.

Recent progress in the ability to control trapped-ion positions and velocities offers opportunities to explore novel roles for active transport in quantum logic operations. Transport operations are essential to most modern ion trap experiments to enable loading, individual detection, and individual addressing [1, 2]. Maturing trap design and electrical potential control hardware have led to impressive feats of fast shuttling [3, 4], fast ion separation [5, 6], optical phase control [7], junction transport [4, 8], and ion chain rotation [9, 10].

An architecture that incorporates ion transport directly into quantum gates was proposed as an approach to reduce optical power and timing precision requirements within large trap arrays [11]. This architecture was partially realized by de Clercq et al., who performed one-qubit operations in parallel on two $^9\text{Be}^+$ ions by transporting them through reflected, co-propagating beams in separate trap regions [12]. This work did not demonstrate the two-qubit entangling operations that would be necessary for a universal gate set [13].

Here we demonstrate two-qubit entangling gates performed on trapped ions during transport. In contrast to the hyperfine qubits envisioned in ref. [11], we address an optical qubit transition between an electronic ground state and a metastable excited state of $^{40}\text{Ca}^+$ ions confined within a surface Paul trap, where we can perform both one-qubit and two-qubit gates with a single, global beam. We modify the temporal interpolation of the transport potential to control the velocity of the ions across an $80\ \mu\text{m}$ trap region, and we apply a bichromatic field during this transit to produce a Mølmer-Sørensen (MS) entangling interaction [14]. In order to compensate dynamically for the varying ac Stark shift during the interaction, we leverage small changes in the Doppler shift and thereby obtain fidelities tantamount to those of stationary gates in the system.

In these experiments, two $^{40}\text{Ca}^+$ ions are confined $58\ \mu\text{m}$ above a surface-electrode linear Paul trap [15]. A radio-frequency potential with 176 V amplitude at 56.4 MHz applied to long electrodes on both sides of the trap axis provides radial confinement. Arbitrary waveform generators (AWGs) deliver potentials with a max-

imum amplitude of $\pm 12\ \text{V}$ and a 5 ns sampling rate to 42 segmented electrodes to control the strength and location of the axial potential minimum [7]. The center-of-mass (COM) and breathing-motion (BM) axial mode frequencies are $\omega_{\text{COM}}/(2\pi) = 1.41\ \text{MHz}$ and $\omega_{\text{BM}}/(2\pi) = 2.45\ \text{MHz}$ [16]. We use the ground $|S_{1/2}, m_j = -1/2\rangle$ ($|S\rangle$) and metastable $|D_{5/2}, m_j = -1/2\rangle$ ($|D\rangle$) electronic states of the ions as our qubit, and we coherently manipulate the populations in these states with a narrow-linewidth 729 nm laser beam oriented at 45° to the trap axis and with a waist of $15\ \mu\text{m}$. We distinguish populations in the two-ion bright state P_2 ($|SS\rangle$), the one-ion bright subspace P_1 (superpositions of $|SD\rangle$ and $|DS\rangle$), and the dark state P_0 ($|DD\rangle$) using fluorescence detected by a single photomultiplier tube while illuminating the ions with 397 nm and 866 nm light [17]. The trap is housed in a room temperature vacuum chamber with windows for optical access, and the chamber and optics are surrounded by a mu-metal enclosure.

Figure 1 illustrates the trap geometry and experimental sequences. The ions first undergo Doppler cooling, sideband cooling, and state preparation at position ‘C’ and are transported $40\ \mu\text{m}$ to the left (position ‘L’) in $25\ \mu\text{s}$. Then they experience the transport of primary interest for this work, an $80\ \mu\text{m}$ portion of the trap (‘L’ to ‘R’) at $0.5\ \text{m/s}$. For our beam geometry, this motion Doppler shifts the 729 nm beam by 0.5 MHz. The ions then are returned to ‘C’ in $10\ \mu\text{s}$ for additional 729 nm pulses and final state detection. For interactions that take place during the entire ‘L’ \rightarrow ‘R’ transport duration, the 729 nm beam is switched on $2\ \mu\text{s}$ before the transport starts and off $2\ \mu\text{s}$ after the transport has finished [Fig. 1(b)]. For detailed in-flight spectroscopy experiments, we divide the transport into eight $20\ \mu\text{s}$ portions and probe these segments with shorter 729 nm pulses [Fig. 1(c)].

The MS entangling interaction requires two optical tones applied simultaneously with frequencies detuned near red and blue motional sidebands [18]. We create this bichromatic field by passing the 729 nm beam through an acousto-optic modulator (AOM) with two rf tones applied; both diffracted output beams are coupled into a

single optical fiber to deliver co-propagating laser fields to the trapped ions [19, 20]). For an interaction duration τ , the optical tone frequencies and powers are chosen such that the gate transforms ions initialized in the ground state $|SS\rangle$ into a maximally entangled Bell state $(|SS\rangle - i|DD\rangle)/\sqrt{2}$. To reliably reproduce this Bell state, we impose a fixed phase upon the spin-dependent force created by the bichromatic field at the beginning of the transport. We quantify the fidelity F of the state produced in this way using a combination of two experimental results: (1) the populations P_0 and P_2 after the gate and (2) the amplitude A of a parity signal constructed by applying a global $\pi/2$ pulse with varying phase after the gate [21].

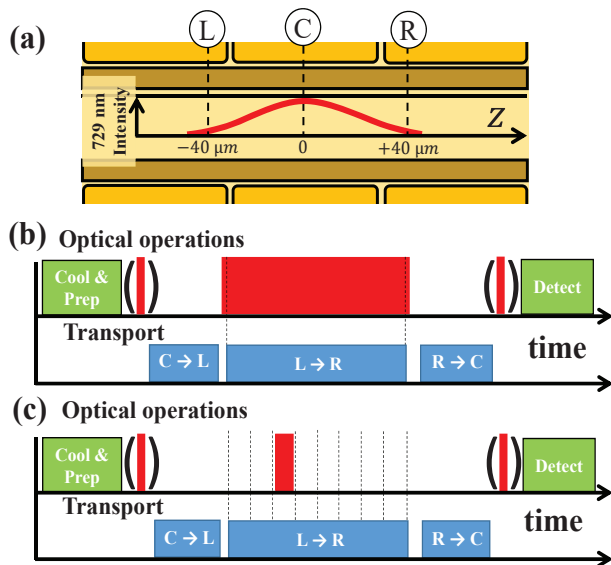


FIG. 1. (a) Diagram of the trap and 729 nm beam intensity profile along the trap axis with rf electrodes in dark gold parallel to the trap axis and segmented electrodes above and below them. Ions begin in the center of a $60 \mu\text{m}$ wide electrode at position ‘C’. ‘L’ and ‘R’ denote the leftmost and rightmost portions of the transport region. (b) Experimental sequence for full transport measurements. Green blocks indicate optical operations (cooling, state preparation) before and after transport, red blocks indicate 729 nm pulses, and blue blocks indicate transport operations between indicated positions. (c) Segmented measurement sequence in which the 729 nm beam is pulsed only during a $20 \mu\text{s}$ segment of the full transport duration. Red pulses in parentheses indicate 729 nm pulses used in parity analysis and red-sideband spectroscopy measurements.

We determine several initial sets of dc electrode voltages to confine the ions statically at $2 \mu\text{m}$ intervals along the trap axis by creating a three-dimensional discretized model of the ideal trap and solving for potentials that produce harmonic confinement [22]. For simple shuttling operations, linear interpolation between these harmonic potentials is sufficient to transport ions from one position to another. We use this preliminary sequence of volt-

ages, called a waveform, as a starting point for transport across the $80 \mu\text{m}$ experimental region. Unfortunately, the confining fields produced in practice can differ from the ideal solutions due to fabrication imperfections, stray fields, and filter distortions, so we calibrate modifications to the waveform to correct for variations in axial confinement strength and transport velocity.

Because the entangling operation relies on interactions with an axial motional mode, producing constant axial confinement during transport simplifies the gate implementation. For this we take measurements of the COM mode frequency of an ion in a stationary potential every $5 \mu\text{m}$ along the transport region: we apply an rf excitation to a nearby electrode and measure the detected fluorescence as the excitation frequency is varied. These measurements reveal deviations in the harmonic potential strength (as high as 4.6% variation in ω_{COM}), which we correct with a multiplicative scaling of the electrode voltages.

Measurements of the Doppler-shifted qubit transition frequency after this procedure reveal undesired deviations in the transport velocity. We expect the frequency of the 729 nm beam to be shifted by 500 kHz for ions moving at 0.5 m/s, but initial spectroscopy of the qubit resonance realized by shuttling an ion over the entire region from ‘L’ to ‘R’ reveals a multi-peaked feature [black points in Fig. 2(a)]. This indicates that the Doppler shift is changing during transport. We instead probe the in-flight Doppler shift in smaller $20 \mu\text{s}$ segments [see Fig. 1(c)], which produces single-peaked spectra representing the local Doppler shifts plotted in Fig. 2(b). To achieve a constant Doppler shift during transport, we modify the ion velocity in each segment of the waveform with an appropriate change in sampling density. When this correction is applied to each segment, the full-transit spectrum exhibits a narrower, single peak [red points in Fig. 2(a)], confirming that the corrected waveform greatly reduces Doppler shift variation. We refer to this corrected waveform as the ‘constant-velocity waveform’ below.

In the absence of Stark shifts, the blue and red BM motional sideband frequencies are given by $\omega_b = \omega_c + \omega_{\text{BM}}$ and $\omega_r = \omega_c - \omega_{\text{BM}}$, respectively, where ω_c is the qubit carrier frequency and ω_{BM} is the frequency of the breathing mode. When the ions are illuminated with the two MS interaction tones, the sideband frequencies experience an intensity-dependent light-shift of Δ_S , assumed to be equal for both sidebands. To implement the entangling interaction, we apply the two MS tones at detunings (from the bare carrier) of $\delta_b = \omega_{\text{BM}} + \delta_m + \delta_g$ for the blue tone and $\delta_r = -\omega_{\text{BM}} - \delta_m + \delta_g$ for the red tone. Here, δ_m is the usual ‘mode detuning’, and δ_g is a ‘global detuning’ that can be used to compensate for the light shift.

We consider the interaction of co-propagating laser fields of equal intensity and polarization at frequency detunings δ_b and δ_r with the electric quadrupole tran-

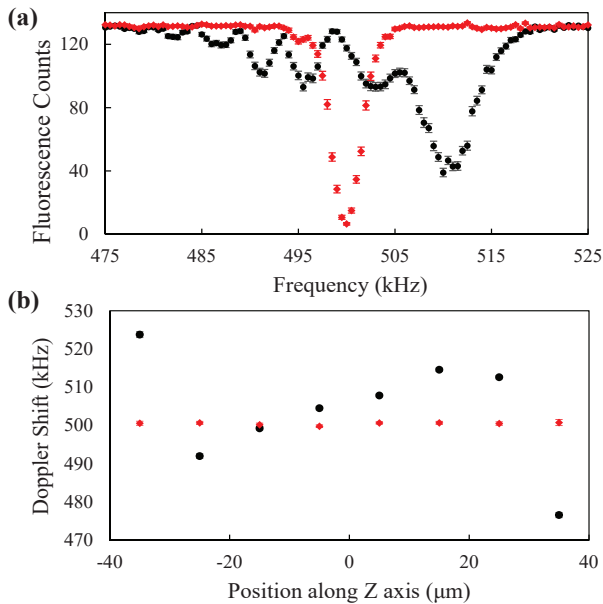


FIG. 2. Black circles (red triangles) indicate data taken before (after) waveform correction. (a) Frequency spectrum of the qubit transition; points represent the mean of two-ion fluorescence counts over 500 experiments, and error bars represent the standard error of the mean. (b) Doppler shift measured in each 10 μm segment of the transport region as determined from fits to spectral peaks; error bars (fit errors) are smaller than the size of the points.

sition of the ions [23]. After taking both Lamb-Dicke and rotating wave approximations and neglecting off-resonant terms, we write the MS Hamiltonian in the (Stark-shifted) spin and motion interaction frame as:

$$H_{\text{MS}} = \frac{\hbar\Omega\eta_{\text{BM}}}{2} (a^\dagger e^{-i(\delta_m + \delta_g - \Delta_S)t} + a e^{i(\delta_m - \delta_g + \Delta_S)t}) \times (\sigma_1^+ - \sigma_2^+) + h.c.$$

where Ω is the carrier Rabi frequency, $\eta_{\text{BM}} \sim 0.042$ is the BM Lamb-Dicke parameter, a^\dagger and a are creation and annihilation operators for BM vibrations, and σ^+ and σ^- are raising and lowering operators for the internal electronic states of the indicated ion. We model the dynamics of the interaction by solving the time-dependent Schrodinger equation for $\tau = 160 \mu\text{s}$, and we allow the parameters of H_{MS} to vary during the interaction to analyze the effects of a changing Rabi frequency and Stark shift in cases where the ions are transported across the 729 nm beam.

We briefly describe typical calibration procedures and results for an MS entangling gate on ions in a stationary potential in order to highlight the differences between this simpler situation and the interaction we later implement on transported ions. For a constant-intensity interaction acting on ions in a stationary well, we calibrate the Stark-shifted sideband frequencies such that $\delta_g = \Delta_S$ and balance their relative Rabi frequencies us-

ing a Rabi experiment for each tone with the other tone applied simultaneously at $\delta_m/(2\pi) = 25 \text{ kHz}$. Then, for a fixed bichromatic interaction duration, we analyze the ion state populations P_0 , P_1 , and P_2 as a function of δ_m to determine that value which minimizes P_1 , and we adjust the beam powers at this optimum detuning to balance P_0 and P_2 . For $\tau = 160 \mu\text{s}$, we choose $\delta_m/(2\pi) = 12.5 \text{ kHz}$ (implementing two loops in motional phase space), and achieve a gate fidelity $F = 97.0(4)\%$. This fidelity is limited largely by the coherence of our laser: we measure a 1.4(3)% contrast loss in a single-ion Ramsey experiment with 160 μs delay, suggesting a decoherence-induced two-ion process error of 2.8(6)%.

With the Stark shifts compensated ($\delta_g = \Delta_S$), the interaction Hamiltonian reduces to a form symmetric in δ_m ($H_{\text{MS}} \propto \cos(\delta_m t)$). This results in a symmetry of the state population curves about $\delta_m = 0$, visible in Fig. 3(a). The constant-intensity square pulse of 729 nm light produces minima in P_1 at mode detunings $\delta_m = n/\tau$ for integers n , so that only these values are optimal. Revivals in P_1 between these optimal values can be diminished through a smooth ramp up and down of the beam intensity, often achieved via manipulation of the AOM rf drive power [24], thereby reducing this constraint on detunings. When we transport ions through the stationary 729 nm Gaussian beam, they experience a natural intensity ramp without AOM rf drive modulation, but this smoothly varying optical intensity also creates a time-dependent Stark shift $\Delta_S(t)$ that cannot be completely compensated through a constant offset in drive frequencies. The uncompensated Stark shift breaks the mode-detuning symmetry of the interaction, complicating the dynamics and making it difficult to create the desired Bell state. We implement two distinct Stark shift compensation methods for these ‘transport gates’ performed on transported ions; the first ‘static’ method involves the application of a constant δ_g that roughly counteracts an average effective Δ_S . The second ‘dynamic’ method leverages in-flight adjustments to the velocity of the moving potential to smoothly counteract $\Delta_S(t)$ with a varying Doppler shift. We model these effects in both cases using a Gaussian envelope on $\Omega(t)$ and $\Delta_S(t)$ that takes into account the beam waist, the moving potential, and the ion spacing.

All calibrations for the transport gate are performed with the beams turned on during the full transport duration [Fig. 1(b)]. We begin by calibrating the Doppler-shifted, bare sideband frequencies (ω_b and ω_r) using a reduced optical power with the constant-velocity waveform; the lowered intensity avoids over-driving the transitions and minimizes the Stark shift. We then perform the MS sequence at full power and analyze the resulting populations to determine a value for the detuning δ_m that minimizes P_1 . We first attempt the static compensation method, for which we scan the global detuning δ_g to further minimize P_1 and then optimize the beam powers to balance P_0 and P_2 . We perform the MS gate

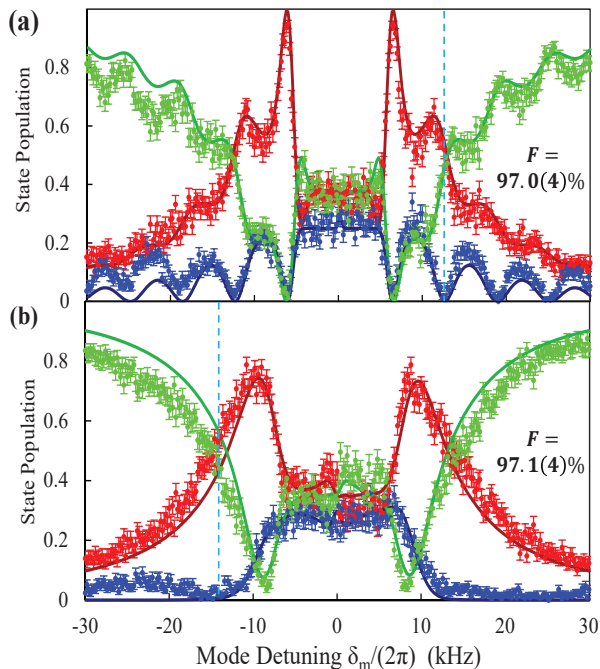


FIG. 3. State populations P_0 (red), P_1 (blue), and P_2 (green) as a function of mode detuning δ_m for $\tau = 160 \mu\text{s}$. Points represent experimental data (error bars give the 68% confidence interval assuming binomial statistics). Solid lines represent fits to simulations with our model Hamiltonian H_{MS} and with Ω and Δ_S as free parameters; in the transport gate case these are given a Gaussian time envelope. Vertical dashed lines indicate the detunings corresponding to the reported gate fidelities. (a) Constant intensity interaction with ions in a stationary potential; $F = 97.0(4)\%$. (b) Interaction on ions transported with modulated velocity through the beam; $F = 97.1(4)\%$.

at $\delta_m/(2\pi) = 14.2 \text{ kHz}$ and $\delta_g/(2\pi) = 4.4 \text{ kHz}$, and we measure a gate fidelity $F = 96.6(4)\%$.

Because the transported ions spend less time in the most intense beam portion compared to ions in a stationary well, the overall intensity of the optical tones necessary to produce the entangled Bell state is larger: a three-fold increase in optical intensity between the stationary and transport interactions shown in Fig. 3. To quantify the light shift variation during the transport gate, we measure the Stark-shifted sideband frequencies during $20 \mu\text{s}$ segments of the transport at the gate intensity. As described above for the stationary potential well, each sideband is calibrated with the other tone applied simultaneously at $\delta_m/(2\pi) = 25 \text{ kHz}$. We measure a 5 kHz difference between sideband frequencies at the edge of the beam and those in the most intense, center portion - a quantity consistent with the value of δ_g used to optimize gate performance.

Rather than applying a constant frequency correction for the light shift, our control over ion velocity during transport allows us to implement a dynamic Stark shift

correction. We create a ‘modified-velocity waveform’ by making further small adjustments to the sampling density in each segment of the waveform. The adjustments produce an additional time-varying Doppler shift $\delta_D(t)$ on the laser tones that counteracts the intensity-dependent Stark shift ($\delta_g = \delta_D(t) = \Delta_S(t)$). Using the bare, Doppler-shifted sideband frequencies calibrated with the constant-velocity waveform, we implement the MS interaction on ions transported with the modified-velocity waveform. We choose a value of δ_m that minimizes P_1 [Fig. 3(b)], and we optimize the global beam power to balance P_0 and P_2 . For $\delta_m/(2\pi) = -15 \text{ kHz}$, we measure a gate fidelity of $F = 97.1(4)\%$. The interaction model fit to the dynamic correction transport gate data determines an uncompensated Stark shift of 150 Hz responsible for the asymmetry of the population curves at small δ_m values. The use of fine adjustments to the moving potential’s velocity allows us largely to remove the symmetry-breaking light shift effects while maintaining a smooth optical intensity ramp and therefore allows a wider range of detunings and optical intensities for the gate.

We note that implementation of the transport gate relies heavily on the hardware chosen to produce and deliver the dc electrode voltages. The transport gates require a well defined phase for the optical force during transport (relative to the instant when shuttling begins) to ensure that the same motional phase-space trajectory is achieved during every experimental repetition. The subdivision of the transport waveform into eight $20 \mu\text{s}$ segments does not approach the limits of the AWG sampling rate (5 ns) nor the response time of the electrode filters ($2 \mu\text{s}$). Shorter waveform segments would provide finer velocity control for correcting Doppler shift variations and for dynamically compensating Stark shifts. Through observations of mode detuning asymmetry, we can leverage the gate itself to calibrate small corrections to the waveform interpolation which optimally compensate the variable Stark shifts. Despite the coarse discretization of the transport waveform used here, we obtain gate fidelities equalling those of stationary gates in our system and demonstrate the feasibility of a transport-based universal quantum gate set.

Ongoing advances in trapped-ion experimental control provide opportunities to explore new quantum logic architectures and techniques. Fine spatial and temporal manipulation of trap electric fields yields freedom in the confining potential position, velocity, and strength that can be exercised to modify qubit interactions in ways that can reduce constraints on experimental requirements and can improve gate performance. The transport gate technique demonstrated here could be extended to longer ion strings with different motional modes and ion species with appropriate changes in beam geometry. In particular, the scheme is amenable to $\sigma^z\sigma^z$ interactions such as the optical-transition dipole force gate [25, 26] where

the Stark shift effects could be eliminated entirely with an echo pulse.

Research was sponsored by the Army Research Office and was accomplished under Grant Number W911NF-18-1-0166. The views and conclusions contained in this document are those of the authors and should not be interpreted as representing official policies, either expressed or implied, of the Army Research Office or the U.S. Government. The U.S. Government is authorized to reproduce and distribute reprints for Government purposes notwithstanding any copyright notation herein.

* holly.tinkey@gtri.gatech.edu

- [1] D. Kielpinski, C. Monroe, and D. J. Wineland, *Nature* **417**, 709 (2002).
- [2] J. M. Pino, J. M. Dreiling, C. Figgatt, J. P. Gaebler, S. A. Moses, M. S. Allman, C. H. Baldwin, M. Foss-Feig, D. Hayes, K. Mayer, C. Ryan-Anderson, and B. Neyenhuis, *Nature* **592**, 209 (2021).
- [3] A. Walther, F. Ziesel, T. Ruster, S. T. Dawkins, K. Ott, M. Hettrich, K. Singer, F. Schmidt-Kaler, and U. Poschinger, *Phys. Rev. Lett.* **109**, 080501 (2012).
- [4] R. B. Blakestad, C. Ospelkaus, A. P. VanDevender, J. H. Wesenberg, M. J. Biercuk, D. Leibfried, and D. J. Wineland, *Phys. Rev. A* **84**, 032314 (2011).
- [5] R. Bowler, J. Gaebler, Y. Lin, T. R. Tan, D. Hanneke, J. D. Jost, J. P. Home, D. Leibfried, and D. J. Wineland, *Phys. Rev. Lett.* **109**, 080502 (2012).
- [6] T. Ruster, C. Warschburger, H. Kaufmann, C. T. Schmiegelow, A. Walther, M. Hettrich, A. Pfister, V. Kaushal, F. Schmidt-Kaler, and U. G. Poschinger, *Phys. Rev. A* **90**, 033410 (2014).
- [7] H. N. Tinkey, A. M. Meier, C. R. Clark, C. M. Seck, and K. R. Brown, *Quantum Sci. Technol.* **6**, 034013 (2021).
- [8] K. Wright, J. M. Amini, D. L. Faircloth, C. Volin, S. Charles Doret, H. Hayden, C.-S. Pai, D. W. Landgren, D. Denison, T. Killian, R. E. Slusher, and A. W. Harter, *New Journal of Physics* **15**, 033004 (2013).
- [9] M. W. van Mourik, E. A. Martinez, L. Gerster, P. Hrmo, T. Monz, P. Schindler, and R. Blatt, *Phys. Rev. A* **102**, 022611 (2020).
- [10] F. Splatt, M. Harlander, M. Brownnutt, F. Zähringer, R. Blatt, and W. Hänsel, *New J. of Phys.* **11**, 103008 (2009).
- [11] D. Leibfried, E. Knill, C. Ospelkaus, and D. J. Wineland, *Phys. Rev. A* **76**, 032324 (2007).
- [12] L. E. de Clercq, H.-Y. Lo, M. Marinelli, D. Nadlinger, R. Oswald, V. Negnevitsky, D. Kienzler, B. Keitch, and J. P. Home, *Phys. Rev. Lett.* **116**, 080502 (2016).
- [13] D. P. DiVincenzo, *Phys. Rev. A* **51**, 1015 (1995).
- [14] A. Sørensen and K. Mølmer, *Phys. Rev. Lett.* **82**, 1971 (1999).
- [15] C. M. Shappert, J. T. Merrill, K. R. Brown, J. M. Amini, C. Volin, S. C. Doret, H. Hayden, C.-S. Pai, K. R. Brown, and A. W. Harter, *New J. of Phys.* **15**, 083053 (2013).
- [16] D. Wineland, C. Monroe, W. Itano, D. Leibfried, B. King, and D. Meekhof, *Journal of Research of the National Institute of Standards and Technol.*
- [17] C. Roos, T. Zeiger, H. Rohde, H. C. Nägerl, J. Eschner, D. Leibfried, F. Schmidt-Kaler, and R. Blatt, *Physical Review Letters* **83**, 4713 (1999).
- [18] A. Sørensen and K. Mølmer, *Phys. Rev. A* **62**, 022311 (2000).
- [19] N. Akerman, N. Navon, S. Kotler, Y. Glickman, and R. Ozeri, *New J. of Phys.* **17**, 113060 (2015).
- [20] J. Benhelm, G. Kirchmair, C. F. Roos, and R. Blatt, *Nat. Phys.* **4**, 463 (2008).
- [21] D. Leibfried, B. DeMarco, V. Meyer, D. Lucas, M. Barrett, J. Britton, W. M. Itano, B. Jelenković, C. Langer, T. Rosenband, and D. J. Wineland, *Nature* **422**, 412 (2003).
- [22] S. Charles Doret, J. M. Amini, K. Wright, C. Volin, T. Killian, A. Ozakin, D. Denison, H. Hayden, C.-S. Pai, R. E. Slusher, and A. W. Harter, *New J. of Phys.* **14**, 073012 (2012).
- [23] D. James, *Appl. Phys. B: Lasers and Optics* **66**, 181 (1998).
- [24] C. F. Roos, *New J. of Phys.* **10**, 013002 (2008).
- [25] B. C. Sawyer and K. R. Brown, *Phys. Rev. A* **103**, 022427 (2021).
- [26] C. R. Clark, H. N. Tinkey, B. C. Sawyer, A. M. Meier, K. A. Burkhardt, C. M. Seck, C. M. Shappert, N. D. Guise, C. E. Volin, S. D. Fallek, H. T. Hayden, W. G. Rellergert, and K. R. Brown, *arXiv:2105.05828 [physics, physics:quant-ph]* (2021).