

# APPLICATION OF THE CRAMÉR–WOLD THEOREM TO TESTING FOR INVARIANCE UNDER GROUP ACTIONS

RICARDO FRAIMAN, LEONARDO MORENO, AND THOMAS RANSFORD

**ABSTRACT.** We address the problem of testing for the invariance of a probability measure under the action of a group of linear transformations. We propose a procedure based on consideration of one-dimensional projections, justified using a variant of the Cramér–Wold theorem. Our test procedure is powerful, computationally efficient, and dimension-independent, extending even to the case of infinite-dimensional spaces (multivariate functional data). It includes, as special cases, tests for exchangeability and sign-invariant exchangeability. We compare our procedure with some previous proposals in these cases, in a small simulation study. The paper concludes with two real-data examples.

## 1. INTRODUCTION

Let  $d \geq 2$  and let  $P$  be a Borel probability measure on  $\mathbb{R}^d$ . The *image* or *push-forward* of  $P$  under a linear map  $T : \mathbb{R}^d \rightarrow \mathbb{R}^d$  is the Borel probability measure  $PT^{-1}$  on  $\mathbb{R}^d$  defined by

$$PT^{-1}(B) := P(T^{-1}(B)).$$

The measure  $P$  is said to be *T-invariant* if  $PT^{-1} = P$ . If  $G$  is a group of invertible linear self-maps of  $\mathbb{R}^d$ , then  $P$  is *G-invariant* if it is *T-invariant* for each  $T \in G$ .

For example, if  $G$  is the group of  $d \times d$  permutation matrices, then  $P$  is *G-invariant* if and only if it is an exchangeable distribution. If  $G$  is the group of signed permutation matrices, then  $P$  is *G-invariant* if and only if it is a sign-invariant exchangeable distribution. (These terms will be defined in detail later in the article.) Of course one can imagine many more examples.

The purpose of this paper is to develop a methodology for testing whether a given probability measure  $P$  on  $\mathbb{R}^d$  is *G-invariant* for a given group  $G$ . We know of no previous work on this subject in this degree of generality, though certain special cases, notably testing for exchangeability or sign-invariant exchangeability, have been extensively treated in the literature. We shall provide detailed references when we come to discuss these special cases later in the paper.

---

*Date:* 18 May 2022.

*2010 Mathematics Subject Classification.* 62G10, 62H15, 60E05, 60E10.

*Key words and phrases.* Cramér–Wold theorem; random projection; group action; test for invariance; exchangeable distribution; sign-invariant exchangeable distribution.

A potential obstacle is the fact that  $G$  may be quite large, possibly even infinite. Another possible difficulty is that the dimension  $d$  of the underlying space may be very large. To circumvent these problems, we exploit two devices.

The first idea is a very simple one, namely that, to test for  $G$ -invariance, it suffices to test for  $T$ -invariance as  $T$  runs through a set of generators for  $G$ . The point is that  $G$  may be generated by a very small set of  $T$ , even though  $G$  itself is large or even infinite. This idea is explored in §2.

The second idea is that, to test whether  $P = PT^{-1}$ , one can project  $P$  and  $PT^{-1}$  onto a randomly chosen one-dimensional subspace, and test whether the projected measures are equal. This reduces a  $d$ -dimensional problem to a one-dimensional one, for which well-known techniques are available. The justification for this procedure is a variant of the Cramér–Wold theorem. This idea is described in detail in §3.

Based on these two ideas, we develop a testing procedure in §4. Under suitable hypotheses on  $P$  and  $G$ , our test is consistent and distribution-free. We also consider a variant of this procedure, based on projecting onto several randomly-chosen one-dimensional subspaces. This has the effect of increasing the power of the test.

There follows a discussion of three special cases. The case of exchangeable distributions is treated in §5 and that of sign-invariant exchangeable distributions in §6. We describe the background, perform some simulations, and, in the case of exchangeability, we compare our results with those obtained by other techniques in the literature.

The third case, treated in §7, illustrates the flexibility of our method. In this case,  $\mathbb{R}^d$  is replaced by an infinite-dimensional Hilbert space. The necessary adjustments to our method are described, and illustrated with a further simulation.

The article concludes with two examples drawn from real datasets, one concerning biometric measurements, and the other satellite images.

## 2. GENERATORS

Recall that a group  $G$  is said to be *generated* by a subset  $A$  if every element  $g$  of  $G$  can be written as a finite product  $g = g_1 \cdots g_m$ , such that, for each  $j$ , either  $g_j \in A$  or  $g_j^{-1} \in A$ . Equivalently,  $G$  is generated by  $A$  if  $A$  is contained in no proper subgroup of  $G$ .

In our context, the interest of this notion stems from the following simple proposition.

**Proposition 2.1.** *Let  $P$  be a Borel probability measure on  $\mathbb{R}^d$ , let  $G$  be a group of invertible linear maps  $T : \mathbb{R}^d \rightarrow \mathbb{R}^d$ , and let  $A$  be a set of generators for  $G$ . Then  $P$  is  $G$ -invariant if and only if  $P$  is  $T$ -invariant for each  $T \in A$ .*

*Proof.* Define

$$G_0 := \{T \in G : PT^{-1} = P\}.$$

Obviously  $G_0$  contains the identity. Also, it is easily checked that, if  $T_1, T_2 \in G_0$ , then also  $T_1 T_2 \in G_0$  and  $T_1^{-1} \in G_0$ . Therefore  $G_0$  is a subgroup of  $G$ . By assumption,  $G_0$  contains  $A$ . As  $A$  generates  $G$ , it follows that  $G_0 = G$ .  $\square$

**Example 2.2.** Let  $G$  be the group of  $d \times d$  permutation matrices (i.e. matrices with one entry 1 in each row and each column, and zeros elsewhere). Thus each  $T \in G$  permutes the basis vectors of  $\mathbb{R}^d$ , say  $T e_j = e_{\sigma(j)}$ , where  $\sigma$  is permutation of  $\{1, 2, \dots, d\}$ . The correspondence  $T \leftrightarrow \sigma$  is an isomorphism between  $G$  and  $\Sigma_d$ , the group of permutations of  $\{1, 2, \dots, d\}$ . It is well known that, even though  $\Sigma_d$  contains  $d!$  permutations, it can be generated using just two permutations, for example the transposition  $\sigma_1 = (1, 2)$  and the cycle  $\sigma_2 = (1, 2, 3, 4, \dots, d)$  (see e.g. [28, Example 2.30]). Thus  $G$  has a generating set consisting of just two matrices.

**Example 2.3.** Let  $G$  be the group of  $d \times d$  signed permutation matrices (i.e. matrices with one entry  $\pm 1$  in each row and each column, and zeros elsewhere). This is sometimes called the hyperoctahedral group, denoted  $B_d$ . It is the group of symmetries of the  $d$ -dimensional cube. It contains  $d!2^d$  elements, but, like the symmetric group  $\Sigma_d$ , it can be generated by just two elements. However, these elements are more complicated to describe, see [19, Proposition 6]. On the other hand, it is easy to give a set of three generators: for example, one can take  $\{T_1, T_2, T_3\}$ , where  $T_1, T_2$  are the matrices corresponding to the same two permutations  $\sigma_1, \sigma_2$  as before, and  $T_3$  is the diagonal matrix given by  $T_3 := \text{diag}(-1, 1, 1, \dots, 1)$ .

### 3. CRAMÉR–WOLD THEOREMS

In this section we recall the Cramér–Wold theorem, as well as a more recent extension. We also discuss the sharpness of this result in the context testing for  $G$ -invariance.

Let  $P, Q$  be Borel probability measures on  $\mathbb{R}^d$ , where  $d \geq 2$ . We denote by  $\mathcal{E}(P, Q)$  the set of vectors  $x \in \mathbb{R}^d$  such that  $P\pi_x^{-1} = Q\pi_x^{-1}$ , where  $\pi_x : \mathbb{R}^d \rightarrow \mathbb{R}^d$  is the orthogonal projection onto the one-dimensional subspace  $\mathbb{R}x$  spanned by  $x$ . Equivalently,  $\mathcal{E}(P, Q)$  is the set of  $x \in \mathbb{R}^d$  such that  $\phi_P(tx) = \phi_Q(tx)$  for all  $t \in \mathbb{R}$ , where  $\phi_P, \phi_Q$  denote the characteristic functions of  $P, Q$  respectively. The set  $\mathcal{E}(P, Q)$  is a closed cone (not necessarily convex) in  $\mathbb{R}^d$ . For detailed proofs of all these facts, see [9, §2].

The following result is a restatement in our notation of a well-known theorem of Cramér and Wold ([7]).

**Theorem 3.1** ([7, Theorem I]). *Let  $P, Q$  be Borel probability measures on  $\mathbb{R}^d$ , where  $d \geq 2$ . If  $\mathcal{E}(P, Q) = \mathbb{R}^d$ , then  $P = Q$*

There are several extensions of this theorem, in which one assumes more about the nature of the measures  $P, Q$  and less about the size of  $\mathcal{E}(P, Q)$ . Articles on this subject include those of Rényi [27], Gilbert [16], Heppes [18], Bélisle–Massé–Ransford [3] and Cuesta-Albertos–Fraiman–Ransford [9]. We cite one such result, taken from [9].

**Theorem 3.2** ([9, Corollary 3.2]). *Let  $P, Q$  be Borel probability measures on  $\mathbb{R}^d$ , where  $d \geq 2$ . Assume that the absolute moments  $m_N := \int \|x\|^N dP(x)$  are all finite and satisfy*

$$(1) \quad \sum_{N \geq 1} m_N^{-1/N} = \infty.$$

*If the set  $\mathcal{E}(P, Q)$  is of positive Lebesgue measure in  $\mathbb{R}^d$ , then  $P = Q$ .*

The moment condition (1) is slightly less restrictive than demanding that the moment generating function of  $P$  be finite. Just how essential is this condition? The brief answer is that, without it, Theorem 3.2 breaks down dramatically. Indeed, given a moment sequence  $(m_N)$  that fails to satisfy (1), one can find probability measures  $P, Q$  whose moments are bounded by  $m_N$ , and  $\mathcal{E}(P, Q)$  has positive measure (indeed it even has non-empty interior), yet  $P \neq Q$ . See [9] for an extensive discussion of this topic.

However, we are eventually going to apply Theorem 3.2 in the special case when  $Q = PT^{-1}$ , where  $T : \mathbb{R}^d \rightarrow \mathbb{R}^d$  is an invertible linear map. It is *a priori* conceivable that Theorem 3.2 might be improvable for pairs of measures  $(P, Q)$  of this particular form. The following sharpness result, which we believe to be new, shows that this is not so, at least in the case when  $T$  is of finite order.

**Theorem 3.3.** *Let  $T : \mathbb{R}^d \rightarrow \mathbb{R}^d$  be a linear map such that  $T \neq I$  but  $T^n = I$  for some  $n \geq 2$ . Let  $(M_N)_{N \geq 0}$  be a positive sequence satisfying*

$$M_0 = 1, \quad M_N^2 \leq M_{N-1}M_{N+1} \quad (N \geq 1) \quad \text{and} \quad \sum_{N \geq 1} M_N^{-1/N} < \infty.$$

*Then there exists a Borel probability measure  $P$  on  $\mathbb{R}^d$  such that*

- $\int \|x\|^N dP(x) \leq M_N$  for all  $N \geq 0$ ,
- the cone  $\mathcal{E}(P, PT^{-1})$  is of positive measure in  $\mathbb{R}^d$ , but
- $PT^{-1} \neq P$ .

*Remark.* The condition that  $T^n = I$  for some  $n \geq 2$  is automatically satisfied if  $T$  belongs to a finite group  $G$ , as will be the case in all the examples that we shall study. The article [23] contains a criterion for when  $T^n = I$ .

The main new idea in Theorem 3.3 is the construction given in the following lemma.

**Lemma 3.4.** *Let  $Q, R$  be Borel probability measures on  $\mathbb{R}^d$ . Let  $T : \mathbb{R}^d \rightarrow \mathbb{R}^d$  be a linear map such that  $T^n = I$  for some  $n \geq 2$ . Define*

$$P := \frac{1}{n} \left( Q + \sum_{j=1}^{n-1} RT^{-j} \right).$$

*Then  $P$  is a Borel probability measure on  $\mathbb{R}^d$  and, writing  $\mathcal{E}_0 := \mathcal{E}(Q, R)$ , we have*

$$(2) \quad \mathcal{E}_0 \cap T^{-1}(\mathcal{E}_0) \subset \mathcal{E}(P, PT^{-1}) \subset \mathbb{R}^d \setminus (\mathcal{E}_0 \Delta T^{-1}(\mathcal{E}_0)).$$

*Proof.* Clearly  $P$  is a Borel probability measure on  $\mathbb{R}^d$ . Also, since  $T^n = I$ , the measure  $\tilde{P} := \sum_{j=0}^{n-1} RT^{-j}$  is  $T$ -invariant, so, since  $P = (1/n)(Q - R + \tilde{P})$ , we get

$$P - PT^{-1} = \frac{1}{n} \left( Q - R - (Q - R)T^{-1} \right).$$

Using the characterization of  $\mathcal{E}$  in terms of characteristic functions, it follows that

$$\begin{aligned} (3) \quad x \in \mathcal{E}(P, PT^{-1}) &\iff \phi_{P-PT^{-1}}(tx) = 0 \quad \forall t \in \mathbb{R} \\ &\iff \phi_{(Q-R)}(tx) - \phi_{(Q-R)T^{-1}}(tx) = 0 \quad \forall t \in \mathbb{R} \\ &\iff \phi_{(Q-R)}(tx) - \phi_{(Q-R)}(tTx) = 0 \quad \forall t \in \mathbb{R}. \end{aligned}$$

To prove the first inclusion in (2), let  $x \in \mathcal{E}_0 \cap T^{-1}(\mathcal{E}_0)$ . Then both  $x, Tx \in \mathcal{E}_0 = \mathcal{E}(Q, R)$ , so both  $\phi_{(Q-R)}(tx) = 0$  and  $\phi_{(Q-R)}(tTx) = 0$  for all  $t \in \mathbb{R}$ . By the equivalence (3), it follows that  $x \in \mathcal{E}(P, PT^{-1})$ . This establishes the first inclusion.

For the second inclusion in (2), let  $x \in \mathcal{E}_0 \triangle T^{-1}(\mathcal{E}_0)$ . Then exactly one of  $x$  and  $Tx$  lies in  $\mathcal{E}_0 = \mathcal{E}(Q, R)$ , so there exists  $t \in \mathbb{R}$  such that exactly one of  $\phi_{(Q-R)}(tx)$  and  $\phi_{(Q-R)}(tTx)$  is zero. Their difference is therefore non-zero, so, by the equivalence (3) again, it follows that  $x \notin \mathcal{E}(P, PT^{-1})$ . This establishes the second inclusion and completes the proof of the lemma.  $\square$

*Proof of Theorem 3.3.* Let  $B$  be a closed ball in  $\mathbb{R}^d$  such that  $0 \notin B$ . By [3, Theorem 5.4], there exist mutually singular Borel probability measures  $Q, R$  on  $\mathbb{R}^d$  such that both  $\int \|x\|^N dQ(x) \leq M_N$  and  $\int \|x\|^N dR(x) \leq M_N$  for all  $N \geq 0$ , and also such that  $\mathcal{E}_0 := \mathcal{E}(Q, R)$  contains all lines not meeting  $B$ . Since  $T \neq I$ , by choosing  $B$  appropriately we may ensure that  $\mathcal{E}_0 \neq T^{-1}(\mathcal{E}_0)$  and also that  $\mathcal{E}_0 \cap T^{-1}(\mathcal{E}_0)$  has positive Lebesgue measure.

Let  $P$  be the probability measure constructed from  $Q, R$  in Lemma 3.4. By the left-hand inclusion in (2),  $\mathcal{E}(P, PT^{-1})$  has positive Lebesgue measure. Also, by the right-hand inclusion,  $\mathcal{E}(P, PT^{-1})$  is a proper subset of  $\mathbb{R}^d$ , so  $P \neq PT^{-1}$ .

It remains to check that  $P$  satisfies the moment inequality. From the definition of  $P$  in Lemma 3.4, we have

$$\begin{aligned} \int \|x\|^N dP(x) &= \frac{1}{n} \left( \int \|x\|^N dQ(x) + \sum_{j=1}^{n-1} \int \|T^j(x)\|^N dR(x) \right) \\ &\leq \frac{1}{n} \left( M_N + \sum_{j=1}^{n-1} \|T\|^{jN} M_N \right) \leq \|T\|^{nN} M_N. \end{aligned}$$

This is almost what we want. Repeating the argument with  $(M_N)_{N \geq 0}$  replaced by  $(\|T\|^{-nN} M_N)_{N \geq 0}$  at the outset, we get  $\int \|x\|^N dP(x) \leq M_N$ .  $\square$

## 4. GENERAL TESTING PROCEDURES

**4.1. A distribution-free procedure.** Consider the following set-up. Let  $d \geq 2$ , let  $P$  be a Borel probability measure on  $\mathbb{R}^d$ , and let  $G$  be a finite multiplicative group of  $d \times d$  orthogonal matrices. We want to test the null hypothesis

$$H_0 : PT^{-1} = P \quad \text{for all } T \in G.$$

Assume that  $G$  is generated by  $k$  elements, say  $\{T_1, \dots, T_k\}$ . Then, as we have seen in §2, it suffices just to test whether  $PT_j^{-1} = P$  for  $j = 1, 2, \dots, k$ .

We now proceed as follows. Let  $\aleph_n := \{\mathbf{X}_1, \dots, \mathbf{X}_n\}$  be an i.i.d. sample of vectors in  $\mathbb{R}^d$  with common distribution  $P$ . Consider the following testing procedure.

- (1) Split the sample  $\aleph_n$  at random into two disjoint subsamples

$$\aleph^{n_1} := \{\mathbf{X}_1, \dots, \mathbf{X}_{n_1}\}, \quad \aleph^{n_2} = \{\mathbf{X}'_1, \dots, \mathbf{X}'_{n_2}\},$$

providing two independent samples, which we will take typically of equal sizes.

- (2) Generate  $k$  independent random directions  $h_1, \dots, h_k$ , uniformly distributed on the unit sphere of  $\mathbb{R}^d$ .
- (3) Given a unit vector  $h \in \mathbb{R}^d$ , denote by  $F_h$  the one-dimensional distribution of  $\langle h, \mathbf{X} \rangle$ , and by  $F_h^{T_j}$  that of  $\langle h, T_j(\mathbf{X}) \rangle$  for  $j = 1, \dots, k$ . The previous results suggest testing whether  $F_h^{T_j} = F_h$ , for  $j = 1, \dots, k$ .
- (4) Next, we perform  $k$  Kolmogorov–Smirnov two-sample tests between

$$\langle h_j, \aleph^{n_1} \rangle \quad \text{and} \quad \langle h_j, \aleph^{n_2} \rangle, \quad j = 1, \dots, k,$$

each one at level  $\alpha/k$ , where

$$\langle h, \aleph^{n_1} \rangle := \left\{ \langle h, \mathbf{X}_1 \rangle, \dots, \langle h, \mathbf{X}_{n_1} \rangle \right\}$$

and

$$\langle h, \aleph^{n_2} \rangle := \left\{ \langle h, T(\mathbf{X}'_1) \rangle, \dots, \langle h, T(\mathbf{X}'_{n_2}) \rangle \right\}.$$

- (5) Given  $h, T$ , let  $F_{n_1, h}^T$  and  $F_{n_2, h}^T$  be the empirical distributions of  $\langle h, \aleph^{n_1} \rangle$  and  $\langle h, \aleph^{n_2} \rangle$  respectively. The Kolmogorov–Smirnov statistic for our problem is given by

$$KS(n_1, n_2, h, T) := \sup_{t \in \mathbb{R}} |F_{n_1, h}^T(t) - F_{n_2, h}^T(t)|.$$

- (6) Given  $\alpha$  with  $0 < \alpha < 1/k$ , choose  $c_{\alpha/k}$  such that

$$P\left(KS(n_1, n_2, h_j, T_j) > c_{\alpha/k}\right) = \alpha/k,$$

Observe that  $c_{\alpha/2, n_1, n_2}$  does not depend on  $j$ . This is because

$$\langle h_j, T_j(\mathbf{X}) \rangle = \langle T_j^*(h_j), \mathbf{X} \rangle,$$

and all the vectors  $T_j^*(h_j)$  have the same distribution, namely the uniform distribution on the unit sphere in  $\mathbb{R}^d$  (it is here that we need the assumption that the  $T_j$  are orthogonal matrices).

- (7) Reject the null hypothesis if, for at least one of the  $k$  Kolmogorov–Smirnov tests, the null hypotheses is rejected.

**Theorem 4.1.** *Let  $P$  be a Borel probability measure on  $\mathbb{R}^d$ , where  $d \geq 2$ . Assume that:*

- (i) *the absolute moments  $m_N := \int \|x\|^N dP(x)$  are all finite and satisfy the condition  $\sum_{N \geq 1} m_N^{-1/N} = \infty$ ;*
- (ii)  *$P$  is absolutely continuous with respect to Lebesgue measure on  $\mathbb{R}^d$ .*

*Then the preceding test has a level between  $\alpha/k$  and  $\alpha$  under the null hypothesis  $H_0$ , and is consistent under the alternative.*

*Proof.* By the choice of  $c_{\alpha/k}$  and Bonferroni’s inequality, we have

$$\alpha/k \leq P\left(\bigcup_{j=1}^k \{KS(n_1, n_2, h_j, T_j) > c_{\alpha/k}\}\right) \leq \alpha.$$

Thus the test has a level between  $\alpha/k$  and  $\alpha$ .

The proof of consistency follows the same lines as the one given in [8, Theorem 3.1]. Under the alternative hypothesis, there exists  $j_0 \in \{1, \dots, k\}$  such that  $P \neq PT_{j_0}^{-1}$ . Then, by Theorem 3.2, for almost all  $h \in \mathbb{R}^d$ , there exists  $t_h \in \mathbb{R}$  such that  $\delta_h := |F_h^{T_{j_0}}(t_h) - F_h(t_h)| > 0$ . As  $P$  is absolutely continuous with respect to Lebesgue measure on  $\mathbb{R}^d$ , both  $F_h$  and  $F_h^{T_{j_0}}$  are continuous, and so, by the strong law of large numbers,

$$\lim_{n \rightarrow \infty} F_{n,h}(t_h) = F_h(t_h) \quad \text{and} \quad \lim_{n \rightarrow \infty} F_{n,h}^{T_{j_0}}(t_h) = F_h^{T_{j_0}}(t_h) \quad \text{a.s.}$$

Hence, by the triangle inequality,

$$\liminf_{n_1, n_2 \rightarrow \infty} KS(n_1, n_2, h, T_{j_0}) \geq \delta_h > 0 \quad \text{a.s.}$$

This establishes consistency. □

**4.2. Testing using more than one random projection.** The algorithm presented in §4.1 is consistent and distribution-free. In this section we consider the case where we use more than one projection, as suggested in [9], in order to increase the power of the test. Moreover, we no longer need to assume that the matrices  $T_j$  are orthogonal. The price to be paid is that the proposed statistic is no longer distribution-free.

In this case we do not need to split the sample in two subsamples. It just consists on taking  $\ell$  random directions  $h_1, \dots, h_\ell$ , for each direction  $h_i$  calculating the statistic  $KS(n, h_i, T_j)$  for the univariate projected data, and then taking the maximum of them:

$$D_{n,\ell} := \max_{\substack{i=1,\dots,\ell \\ j=1,\dots,k}} KS(n, h_i, T_j) = \max_{\substack{i=1,\dots,\ell \\ j=1,\dots,k}} \sup_{t \in \mathbb{R}} |F_{n,h_i}(t) - F_{n,h_i}^{T_j}(t)|.$$

Here  $F_{n,h_i}(t)$  and  $F_{n,h_i}^{T_j}(t)$  are the empirical distribution of

$$\langle h_i, \aleph^n \rangle := \{\langle h_i, \mathbf{X}_1 \rangle, \dots, \langle h_i, \mathbf{X}_n \rangle\}$$

and

$$\langle h_i, \aleph_{T_j}^n \rangle := \{\langle h_i, T_j(\mathbf{X}_1) \rangle, \dots, \langle h_i, T_j(\mathbf{X}_n) \rangle\},$$

for  $i = 1, \dots, \ell$  and  $j = 1, \dots, k$ , where  $k$  is the number of generators of the group.

Since the statistic is no longer distribution-free for  $\ell \geq 2$ , in order to obtain the critical value for a level- $\alpha$  test, we approximate the distribution using bootstrap on the original sample  $\mathbf{X}_1, \dots, \mathbf{X}_n$  by generating a large enough number  $B$  of values of  $D_{n,\ell}$  for each bootstrap sample. More precisely, for  $r = 1, \dots, B$  repeat:

- (1) Generate a bootstrap sample of  $\mathbf{X}_1^*, \dots, \mathbf{X}_n^*$ , by random sampling with replacement from  $\aleph_n$ , and generate  $(\ell + k)$  i.i.d. random directions  $h_1, \dots, h_{\ell+k}$ .
- (2) Calculate  $D_{n,\ell}^*$  based on  $\mathbf{X}_1^*, \dots, \mathbf{X}_n^*$  and  $T_j(\mathbf{X}_1^*), \dots, T_j(\mathbf{X}_n^*)$ .

We end up with a sample  $\mathcal{D}^* := \{D_{n,\ell}^{*1}, \dots, D_{n,\ell}^{*B}\}$  of size  $B$ , and take as critical value the  $(1 - \alpha)$ -quantile of the empirical distribution of  $\mathcal{D}^*$ . The validity of the bootstrap in this case follows from [25, Theorems 3 and 4].

## 5. APPLICATION TO EXCHANGEABILITY

**5.1. Background.** A  $d$ -tuple of random variables  $\mathbf{X} := (X_1, \dots, X_d)$  is said to be *exchangeable* if it has the same distribution as  $(X_{\sigma(1)}, \dots, X_{\sigma(d)})$  for every permutation  $\sigma$  of  $\{1, \dots, d\}$ . This is equivalent to demanding that the distribution  $P$  of  $\mathbf{X}$  be  $G$ -invariant, where  $G$  is the group of  $d \times d$  permutation matrices.

The notion of exchangeability plays a central role in probability and statistics. See for instance [1] for a detailed study of exchangeability, and [21] on some of the important uses of it. In particular, permutation tests provide exact level tests for a wide variety of practical testing problems, but they rely on the assumption of exchangeability.

From the point of view of applications, it is quite common to assume that a given vector of data  $(X_1, \dots, X_n)$  (where the information  $X_i$  corresponds to the  $i$ -th subject of a study) does not depend on the order in which the data are collected. Although independence of the  $X_i$  is quite often assumed, this is stronger than the notion of exchangeability. The relationship is made precise by de Finetti's theorem, according to which, if  $\mathbf{X} := (X_1, X_2, \dots)$  is a sequence of random variables whose distribution is invariant under permutations of finitely many coordinates, then the law of  $\mathbf{X}$  is a mixture of i.i.d. measures. De Finetti's theorem applies to an infinite exchangeable sequence of random variables, but there are also versions that apply to finite exchangeable sequences, see e.g. [12, 20, 22] and the references therein.

The problem of testing for exchangeability has been considered quite extensively in the literature. Modarres [24] compares a number of different



methods: the run test, the nearest neighbour test, the rank test, the sign test and the bootstrap test. The problem of testing exchangeability in an on-line mode has been considered by Vovk, Nouretdinov and Gammerman [29]. The data are observed sequentially, and the procedure provides a way to monitor on-line the evidence against the exchangeability assumption, based on exchangeability martingales. A test for the case of binary sequences can be found in [26], using a similar approach.

Genest, Nešlehová and Quessy [15] propose an interesting test for a closely related problem: exchangeability of copulas for two-dimensional data. This has been extended to arbitrary finite dimensions by Harder and Stadtmüller [17], using the observation that  $\Sigma_d$  can be generated by just two elements (see Example 2.2 above). See also the recent article [2] by Bahraoui and Quessy, where they also consider the problem of testing if the copula is exchangeable, but, instead of using empirical copulas as in the previous results, they consider a test based on the copula characteristic function. As they mention: “From a modeling point-of-view, it may be of interest to check whether the copula of a population is exchangeable. The main point here is that this step may be accomplished without making any assumption on the marginal distributions. Hence, a vector can have exchangeable components at the level of its dependence structure, that is, its copula, whether or not its marginal distributions are identical.” Under the extra assumption that all marginals have the same distribution, it provides a test for exchangeability of the distributions. However, they need to use bootstrap in order to perform their test.

In the next paragraph, we perform some simulations to show how the test procedures described in §4 apply to this situation. In §5.3 we compare our test for exchangeability with the one proposed by Harder and Stadtmüller in [17].

**5.2. Simulations for the test for exchangeability.** We consider a sample of a multivariate normal distribution in dimension  $d$ , with mean zero and covariance matrix given by a mixture  $(1 - \xi)\Sigma^{(1)} + \xi\Sigma^{(2)}$ , where  $\Sigma^{(1)}$  corresponds to a exchangeable distribution and  $\Sigma^{(2)}$  is a Toeplitz matrix, given by

$$\Sigma^{(1)} := \begin{pmatrix} 1 & \rho & \cdots & \rho \\ \rho & 1 & \cdots & \rho \\ \vdots & \vdots & \ddots & \vdots \\ \rho & \rho & \cdots & 1 \end{pmatrix}, \quad \Sigma^{(2)} := \begin{pmatrix} 1 & \rho & \rho^2 & \cdots & \rho^{d-1} \\ \rho & 1 & \rho & \cdots & \rho^{d-2} \\ \rho^2 & \rho & 1 & \cdots & \rho^{d-3} \\ \vdots & \vdots & \ddots & \ddots & \vdots \\ \rho^{d-1} & \rho^{d-2} & \cdots & \rho & 1 \end{pmatrix}.$$

In this simulation, we take  $\rho := 1/2$ . If  $\xi = 0$ , then the distribution is exchangeable, and as it increases to 1 we get further from the null hypothesis. To analyze the power function of the proposed test, we consider some different scenarios: the dimension  $d$  being 6 and 10, the sample size  $n$  being 1000 and 5000, and the number of projections being 1, 10, 50, 100. In all

cases, the level of the test is 0.05. In Figure 5.1 we plot the empirical power function as a function  $g(\xi)$  of  $\xi \in [0, 1]$ .

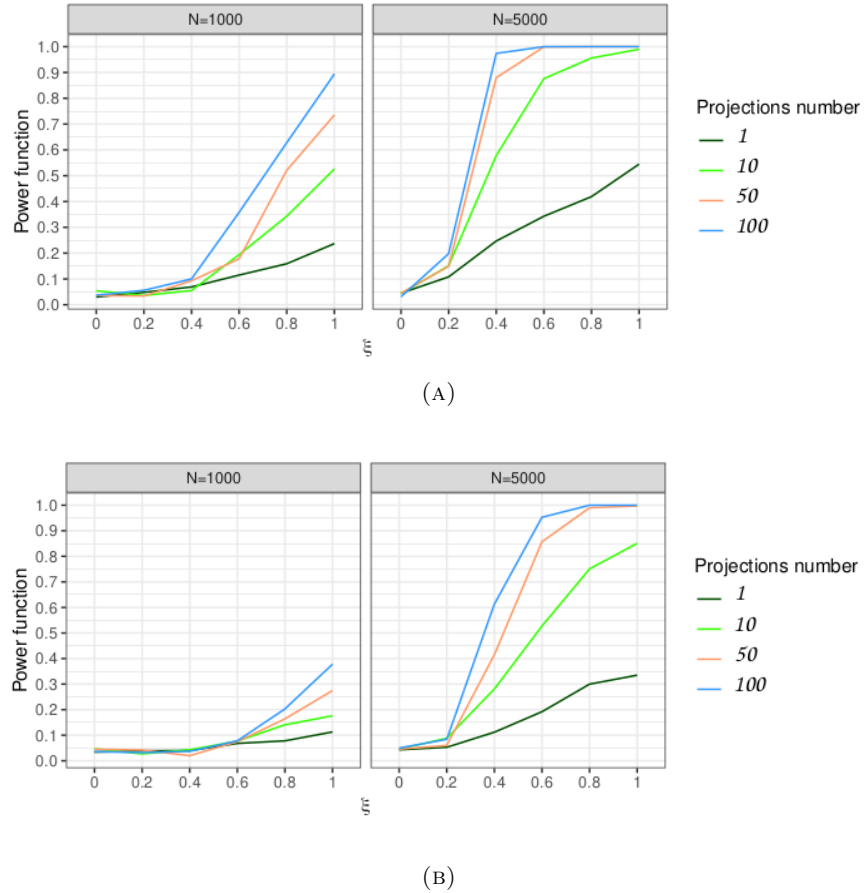


FIGURE 5.1. Empirical power function  $g(\xi)$  for  $\xi \in [0, 1]$ . Upper panel (a) for dimension  $d = 6$ , lower panel (b) for  $d = 10$ .

**5.3. Comparison with a copula-based test.** As we mentioned in §5.1, Harder and Stadtmüller [17] proposed an interesting test for exchangeability of copulas, which we describe briefly here. Assuming that all marginal distributions are equal it provides a exchangeability test for distributions. However, without the extra assumption that all marginals coincide, the exchangeability of the copula does not imply exchangeability of the probability distributions. Thus, without this assumption, it is also necessary to test that all marginal distributions coincide, which, for even moderate dimensions, makes the problem harder. For the comparison below, we consider a case where all marginal distributions coincide.

Let  $\mathbf{X} := (X_1, \dots, X_d)$  be a random vector with joint distribution  $F$  and continuous marginal distributions  $F_1 \dots F_d$ . Assume that  $F_1, \dots, F_d$  are continuous. Then  $U_j := F_j(X_j)$  is uniformly distributed on the interval  $[0, 1]$  for each  $j$ , and the distribution  $C$  of  $(U_1, \dots, U_d)$  is the unique copula such that  $F(x_1, \dots, x_d) = C(F_1(x_1), \dots, F_d(x_d))$ .

Given an i.i.d. sample  $\mathbf{X}_1, \dots, \mathbf{X}_n \in \mathbb{R}^d$ , set

$$(4) \quad \widehat{C}_n(\mathbf{u}) := \frac{1}{n} \sum_{i=1}^n \prod_{j=1}^d \mathcal{I}_{\{\widehat{F}_{jn}(X_{ij}) \leq u_j\}}, \quad \mathbf{u} := (u_1, \dots, u_d) \in [0, 1]^d,$$

where  $\widehat{F}_{jn}$ ,  $j = 1, \dots, d$  are the empirical marginal distributions of the sample. Among many other interesting asymptotic results, Deheuvels ([11]) showed that

$$(5) \quad \sup_{\mathbf{u} \in [0, 1]^d} |\widehat{C}_n(\mathbf{u}) - C(\mathbf{u})| = O(n^{-\frac{1}{2}} (\log \log n)^{\frac{1}{2}}) \quad \text{a.s.},$$

which suggests using this statistic for testing.

Based on  $\widehat{C}_n(\mathbf{u})$ , Harder and Stadtmüller [17] proposed a test of exchangeability for the problem

$$H_0 : \quad C(\mathbf{u}) = C(\mathbf{u}_\sigma) \quad \text{for all } \mathbf{u} \in [0, 1]^d \text{ and all } \sigma \in \Sigma_d,$$

against

$$H_A : \quad C(\mathbf{u}) \neq C(\mathbf{u}_\sigma) \quad \text{for some } \mathbf{u} \in [0, 1]^d \text{ and some } \sigma \in \Sigma_d,$$

by performing a test based on statistics defined as integral versions of the difference  $(\widehat{C}_n(\mathbf{u}) - \widehat{C}_n(\mathbf{u}_\sigma))$ , such as

$$(6) \quad S_n := \sum_{\sigma \in \mathcal{G}_0} \int_{[0, 1]^d} (\widehat{C}_n(\mathbf{u}) - \widehat{C}_n(\mathbf{u}_\sigma))^2 w(\mathbf{u}, \sigma) dC(\mathbf{u}),$$

where  $\mathcal{G}_0$  is a set of generators for the permutation group  $\Sigma_d$ , and  $w(\mathbf{u}, \sigma)$  is a bounded continuous weight function. From equation (5) and the dominated convergence theorem, it follows that  $S_n \rightarrow S$  a.s., where

$$S := \sum_{\sigma \in \mathcal{G}_0} \int_{[0, 1]^d} (C(\mathbf{u}) - C(\mathbf{u}_\sigma))^2 w(\mathbf{u}, \sigma) dC(\mathbf{u}).$$

This is shown in [17, Lemma 3.1], while the asymptotic distribution is derived in [17, Theorem 3.4] under some regularity assumptions.

As in [17], we consider hierarchical copulas for two different scenarios:

$$C_{\theta_0, \theta_1}^1(u) := C_{\theta_0}(u_1, C_{\theta_1}(u_2, u_3)),$$

and

$$C_{\theta_0, \theta_1}^2(u) := C_{\theta_0}(C_{\theta_1}(u_1, u_2), u_3),$$

where  $C_\theta$  is the Clayton bivariate copula with parameter  $\theta$ . The parameters  $\theta_0$  and  $\theta_1$  are chosen so that their Kendall indices  $\tau$  are

$$\tau_0 := 5/12 - \xi/60 \quad \text{and} \quad \tau_1 := 5/12 + \xi/60 \quad \text{for } \xi \in \{0, 1, \dots, 7\}.$$

When  $\xi = 0$  we are under the null hypothesis, and as  $\xi$  increases we are further away from the null. The number of random directions and sample sizes are the same as in §5.2.

The empirical power functions are shown in Figures 5.2 and 5.3.

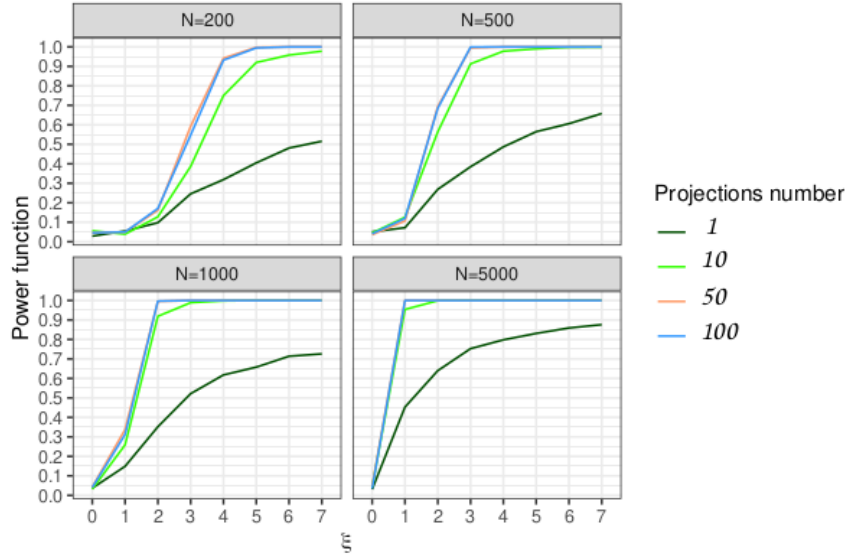


FIGURE 5.2. Empirical power function for the hierarchical copula for the exchangeability test as a function of  $\xi \in \{0, 1, \dots, 7\}$ , in dimension 3 for the copula  $C^1$ .

Our results show that the empirical power functions are better than those reported in [17] for a sample size  $N = 1000$ . We compare with the best results obtained for this scenario in [17] using the statistic  $S_{1000}$  defined by equation (6) with our proposal  $D_{1000,50}$ , for different values of  $\xi$ , see Table 5.1.

## 6. SIGN-INVARIANT EXCHANGEABILITY

**6.1. Background.** Berman [4, 5] introduced the notion of sign-invariant exchangeability, which is defined as follows. A  $d$ -tuple of random variables  $\mathbf{X} := (X_1, \dots, X_d)$  is *sign-invariant* if it has the same distribution as  $(\epsilon_1 X_1, \dots, \epsilon_d X_d)$  for every choice of  $(\epsilon_1, \dots, \epsilon_d) \in \{-1, 1\}^d$ . It is *sign-invariant exchangeable* if it is both sign-invariant and exchangeable.

Equivalently,  $(X_1, \dots, X_d)$  is sign-invariant exchangeable if and only if it has the same distribution as  $(\epsilon_1 X_{\sigma(1)}, \dots, \epsilon_d X_{\sigma(d)})$  for all  $\sigma \in \Sigma_d$  and  $(\epsilon_1, \dots, \epsilon_d) \in \{-1, 1\}^d$ . This amounts to saying that the distribution  $P$  of  $\mathbf{X}$  is  $G$ -invariant, where  $G$  is the group of  $d \times d$  signed permutation matrices. As remarked in Example 2.3,  $G$  can be generated by three matrices  $T_1, T_2, T_3$ , so, to test for  $G$ -invariance, it suffices to test whether  $P = PT_j^{-1}$  for  $j = 1, 2, 3$ .

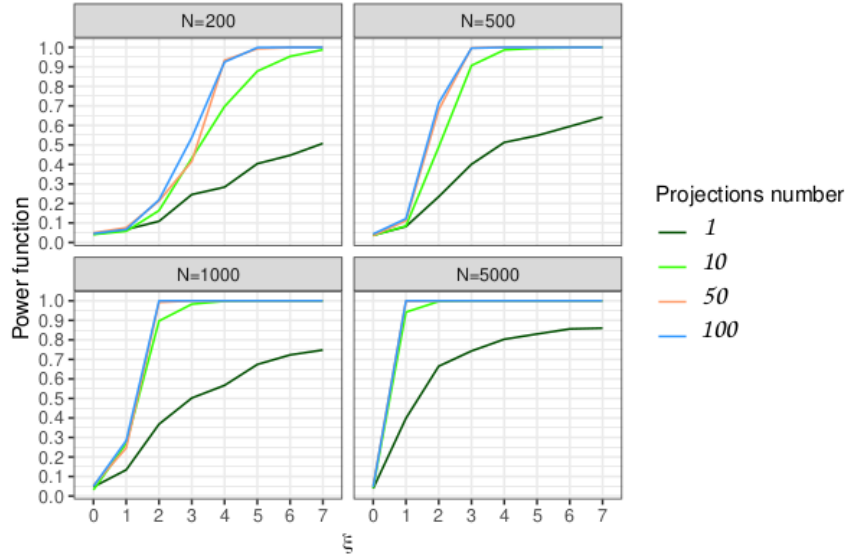


FIGURE 5.3. Empirical power function for the hierarchical copula for the exchangeability test as a function of  $\xi \in \{0, 1, \dots, 7\}$ , in dimension 3 for the copula  $C^2$ .

TABLE 5.1. Empirical power functions for the tests based on  $S_n$  and  $D_{n,50}$  for a sample of size 1000. We consider a random vector with uniform marginals and the copulas  $C_{\theta_0, \theta_1}^1$  and  $C_{\theta_0, \theta_1}^2$  in dimension 3, for different values of  $\xi$  when the level of the test is 5%.

$\xi$	$C_{\theta_0, \theta_1}^1$		$C_{\theta_0, \theta_1}^2$	
	$S_{1000}$	$D_{1000,50}$	$S_{1000}$	$D_{1000,50}$
0	0.044	0.043	0.033	0.052
1	0.182	0.338	0.112	0.246
2	0.667	0.996	0.416	0.992
3	0.981	1.000	0.865	1.000
4	1.000	1.000	0.999	1.000
5	1.000	1.000	1.000	1.000

**6.2. Simulations for the test for sign-invariant exchangeability.** We consider a sample of a multivariate normal distribution in dimension  $d$  for  $d = 3, 6, 10$ , with mean zero and covariance matrix given by  $\Sigma^{(1)}$ , defined in §5.2 (where now  $\rho$  is variable). When  $\rho = 0$  the distribution is sign-invariant exchangeable. We consider sample sizes of 200, 500, 1000 and 5000, and we consider 1, 10, 50 and 100 random directions in  $\mathbb{R}^3$ .

A plot of the empirical power function of the test as a function of  $\rho \in [0, 1]$  using §6.1 and §4.2 is given in Figure 6.1.

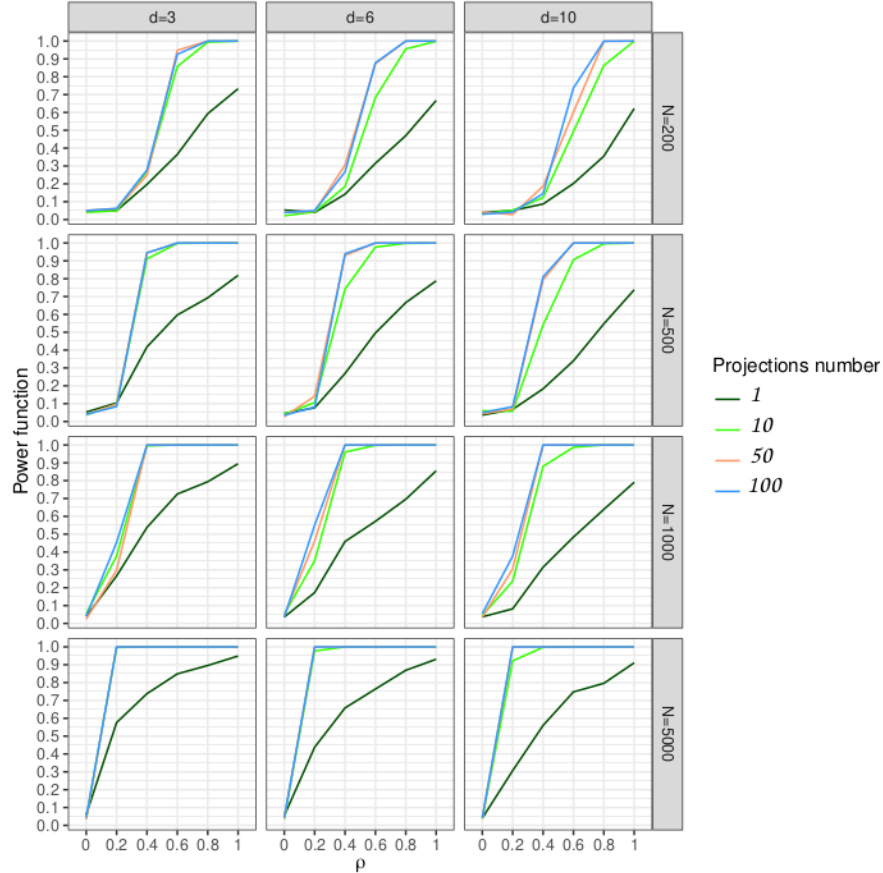


FIGURE 6.1. Empirical power function for sign-invariant exchangeable testing with  $\alpha = 0.05$  and varying  $\rho \in [0, 1]$ . We consider sample sizes of 200, 500, 1000 and 5000, and 1, 10, 50 and 100 random directions in  $\mathbb{R}^2$ .

## 7. AN INFINITE-DIMENSIONAL EXAMPLE

**7.1. Background.** As mentioned in §3, there are several variants of the Cramér–Wold theorem, including versions for Hilbert spaces [9] and even Banach spaces [10]. These can be exploited to provide tests for  $G$ -invariance in infinite-dimensional spaces. We consider here the case of a Hilbert space.

Let  $\mathcal{H}$  be a separable infinite-dimensional Hilbert space, let  $P$  be a Borel probability measure on  $\mathcal{H}$ , and let  $G$  be a group of invertible continuous linear maps  $T : \mathcal{H} \rightarrow \mathcal{H}$ . We want to test the null hypothesis

$$H_0 : PT^{-1} = P \quad \text{for all } T \in G.$$

Nearly everything goes through as before. The only adjustment needed is in Theorem 3.2, because Lebesgue measure no longer makes sense in infinite dimensions. Its role is taken by a non-degenerate gaussian measure on  $\mathcal{H}$ . What this means is explained in detail in [9, §4], where one can find the proof of the following result, which serves as a replacement for Theorem 3.2.

**Theorem 7.1** ([9, Theorem 4.1]). *Let  $\mathcal{H}$  be a separable Hilbert space, and let  $\mu$  be a non-degenerate gaussian measure on  $\mathcal{H}$ . Let  $P, Q$  be Borel probability measures on  $\mathcal{H}$ . Assume that the absolute moments  $m_N := \int \|x\|^N dP(x)$  are all finite and satisfy*

$$(7) \quad \sum_{N \geq 1} m_N^{-1/N} = \infty.$$

*If the set  $\mathcal{E}(P, Q)$  is of positive  $\mu$ -measure in  $\mathcal{H}$ , then  $P = Q$ .*

**7.2. Simulations for an infinite-dimensional example.** In this example, we perform a simulation study on the exchangeability test for multidimensional functional data in the Hilbert space  $\mathcal{L}^3 := \otimes_{i=1}^3 L^2[0, 1]$ . We consider a sample of i.i.d. random functional vectors  $\{\mathbf{X}_i\}_{i=1, \dots, n} \subset \mathcal{L}^3$ , where the marginal components are defined as

$$X_{i,j}(t) := m(t) + \epsilon_{i,j}(t), \quad i \in \{1, 2, \dots, n\} \text{ and } j \in \{1, 2, 3\},$$

where  $m(t) := \cos(2\pi t)$ , and where  $\epsilon_{1,j}, \dots, \epsilon_{n,j}$  are i.i.d gaussian processes with

$$\text{Cov}(\epsilon_{i,j}(t), \epsilon_{i,j}(s)) = \exp(-|s - t|).$$

Finally, we assume that the correlation function between the marginal components satisfies

$$\text{Cor}(\epsilon_{i,j_1}(t), \epsilon_{i,j_2}(t)) = \begin{cases} 0.5 - \delta, & \text{if } j_1 = 1, j_2 = 3, \\ 0.5, & \text{if } j_1 = 2, j_2 = 3, \\ 0.5 + \delta & \text{if } j_1 = 1, j_2 = 2. \end{cases}$$

For  $\delta = 0$ , the functional vector is exchangeable.

The random projections are taken over a standard multivariate brownian  $\mathbf{W}$  in  $[0, 1]^3$ , that is,

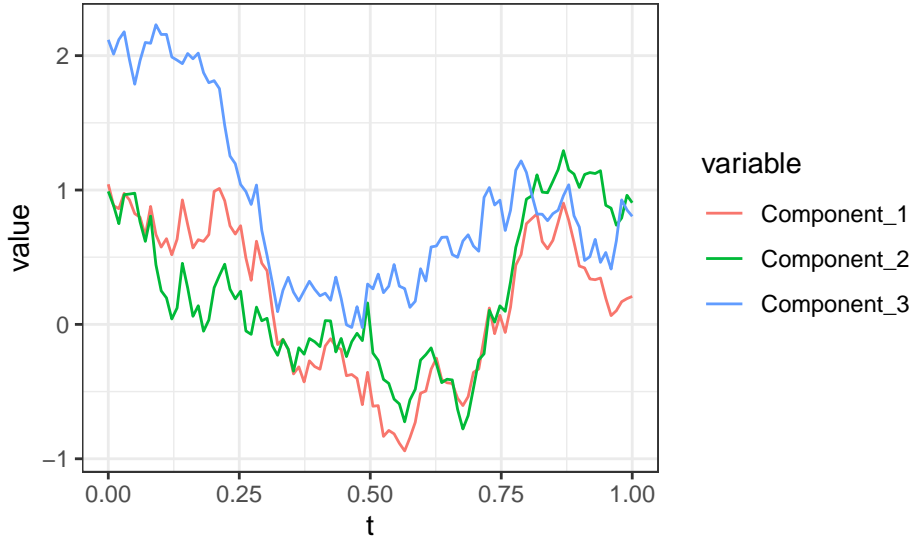
$$\langle \mathbf{X}, \mathbf{W} \rangle = \sum_{i=1}^3 \langle X_i, W_i \rangle,$$

where  $W_j$  are the i.i.d. standard brownian in  $[0, 1]$  and

$$\langle X_j, W_j \rangle = \int_0^1 X_j(t) W_j(t) dt.$$

The functions are discretized on an equispaced grid of size 100 in  $[0, 1]$ . Figure 7.1 depicts a realization of the functional random vector for  $\delta = 0.3$ .

The statistic  $D_{n,\ell}$  is calculated (as in Section 4.2) for the values  $n \in \{250, 500, 1000\}$  and  $\ell \in \{10, 50, 100\}$ . The power functions through 1000 replicates are determined in Table 7.1. We find that the results are quite good.

FIGURE 7.1. Marginal curves of a simulation of  $\mathbf{X}$  for  $\delta = 0.3$ TABLE 7.1. Empirical power function  $D_{n,\ell}$  for  $\delta \in [0, 0.3]$ ,  $n \in \{250, 500, 1000\}$  and  $\ell \in \{10, 50, 100\}$ . Significance level= 0.05.

	$n = 250$			$n = 500$			$n = 1000$		
$\delta \setminus \ell$	10	50	100	10	50	100	10	50	100
0	0.044	0.035	0.051	0.044	0.040	0.045	0.051	0.04	0.044
0.05	0.050	0.045	0.059	0.043	0.040	0.061	0.078	0.065	0.080
0.1	0.078	0.069	0.089	0.116	0.103	0.152	0.264	0.266	0.350
0.15	0.116	0.121	0.194	0.318	0.342	0.474	0.727	0.877	0.946
0.20	0.298	0.331	0.470	0.643	0.842	0.945	0.926	0.999	1.000
0.25	0.576	0.721	0.853	0.851	0.995	1.00	0.977	1.000	1.000
0.30	0.781	0.977	0.997	0.989	0.995	1.00	0.996	1.000	1.000

## 8. REAL-DATA EXAMPLES

We conclude the article with two examples drawn from real datasets. In both cases, the test is for exchangeability.

**8.1. Biometric measurements.** These data were collected in a study of how data on various characteristics of the blood varied with sport, body size and sex of the athlete, by the Australian Institute of Sport. The data set, see [6], is available in the package *locfit* of the *R* software. The data set is composed of 202 observations and 13 variables. As in [2], five covariates are



considered: red cell count (RCC), haematocrit (Hc), haemoglobin (Hg), lean body mass (LBM) and height (Ht). It is clear that the marginal distributions are different, so the distribution is not exchangeable. In order to check the exchangeability of the copula, the marginal distributions are standardized by the transformation  $U_n = F_n(X)$ , where  $F_n$  is the empirical cumulative distribution of the random variable  $X$ . Figure 8.1(A) displays the bivariate symmetry index  $S_n$  developed in [15],

$$S_n := \int_0^1 \int_0^1 [\widehat{C}_n(u, v) - \widehat{C}_n(v, u)]^2 d\widehat{C}_n(u, v),$$

where  $\widehat{C}_n$  is the empirical copula as in (4).

The greatest asymmetry is observed between variables LBM and Hg, but in all cases the proposed test in [15] does not reject the symmetry null hypothesis (the p-value between LBM and Hg is 0.72).

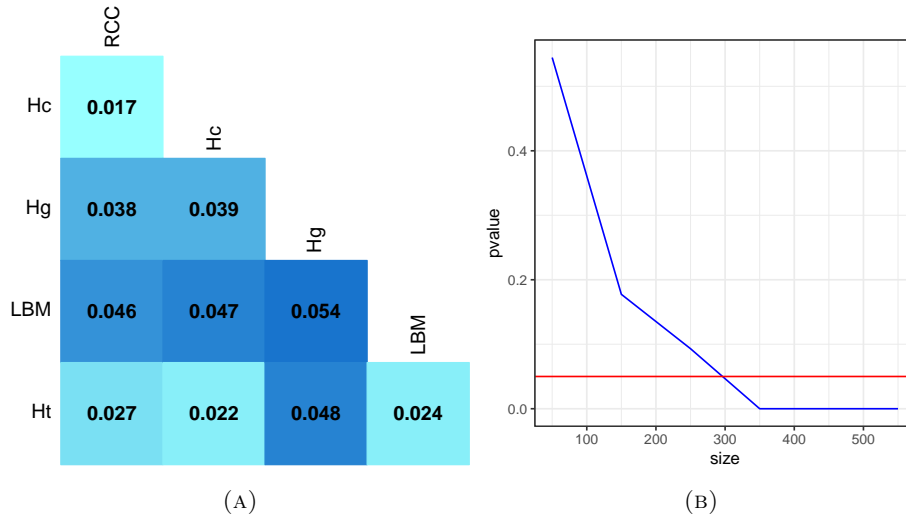


FIGURE 8.1. (A) Bivariate symmetry index values  $S_n$  for all pairs of copulas among the 5 variables considered in the Biometric measurements. (B) P-values of the test (with statistic  $D_{n, \ell=50}$ ) for subsample of sizes  $n = 50, 150, \dots, 550$  in the Statlog Satellite dataset (horizontal red line  $\alpha = 0.05$ ).

We test the global five-dimensional symmetry of the copula. The components of each observation of the standardized sample are randomly permuted. From this permuted sample, we obtain the empirical distribution of the statistic  $D_{n, \ell=50}$  under the exchangeability hypothesis (over 10,000 replicates). The p-value obtained for the sample is 0.0126. Therefore, as in [2], the exchangeability hypothesis is rejected.

**8.2. Statlog Satellite dataset.** The database consists of the multi-spectral values of pixels in  $3 \times 3$  neighbourhoods in a satellite image, and is available in the UCI, Machine Learning Repository (<https://archive.ics.uci.edu/ml/machine-learning-databases/statlog/satimage/>). The sample size is 6435 images. Each line contains the pixel values in the four spectral bands (converted to ASCII) of each of the 9 pixels in the  $3 \times 3$  neighbourhood. That is, each observation is represented by 36 attributes. In this example too the marginal distributions are clearly different, so, as in the previous example, the variables are standardized, and the statistic under the null hypothesis is determined to test exchangeability of the copula. The test  $D_{n,\ell=50}$  is performed for different sub-sample sizes  $n = 50, 150, \dots, 550$  (from the first to the  $n$ -th observation), similar to [13]. Figure 8.1(B) displays the p-values obtained for each  $n$ . We observe that, with a sample size greater than 300, the hypothesis of exchangeability is rejected.

## 9. CONCLUSIONS AND POTENTIAL FURTHER DEVELOPMENTS

We have shown how to exploit an extension of the Cramér–Wold theorem, Theorem 3.2, to use one-dimensional projections to test for invariance of a probability measure under a group of linear transformations. As special cases, we obtain tests for exchangeability and sign-invariant exchangeability. The results in the simulations are really good, and the algorithms we propose are computationally extremely fast and adequate even for high-dimensional data. Regarding the comparison with the proposal in [17], Table 5.1 shows a relative efficiency of our method *vis-à-vis* its competitor of order around 100% for small values of the parameter  $\xi$ . Moreover, the proposal in [17] seems to be very hard to implement in high-dimensional spaces. We illustrate our method with a short study of two real-data examples.

As well as being effective, the methods developed in this article are quite flexible. Our results can be applied to the case of multivariate functional data, where we have vectors taking values in a Hilbert space or even a Banach space. We can still employ the same algorithm as in §4.2, using several random directions and finding the critical value by bootstrap, except that, in the infinite-dimensional case, we should choose the random directions (or the elements on the dual space) according to a non-degenerate gaussian measure.

We have also shown that, even in the context of testing for  $G$ -invariance, where one of the measures is a linear transformation of the other, Theorem 3.2 remains sharp. This is the content of Theorem 3.3. However, if we have further *a priori* knowledge of the distribution in question, then Theorem 3.2 can be improved. For example, Heppes [18, Theorem 1'] showed that, if  $P$  is discrete probability measures on  $\mathbb{R}^d$  supported on  $k$  points, and if  $Q$  is an arbitrary Borel probability measure on  $\mathbb{R}^d$  such that  $\mathcal{E}(P, Q)$  contains at least  $(k + 1)$  subspaces, no two of which are contained in any single hyperplane, then  $P = Q$ . This opens the door to potential improvements

of our procedures in the case where  $P$  is known to be discrete, for example testing for the exchangeability of sequences of Bernoulli random variables. This idea is explored further in [14].

#### ACKNOWLEDGEMENT

Fraiman and Moreno supported by grant FCE-1-2019-1-156054, Agencia Nacional de Investigación e Innovación, Uruguay. Ransford supported by grants from NSERC and the Canada Research Chairs program.

#### REFERENCES

- [1] D. J. Aldous. Exchangeability and related topics. In *École d'été de probabilités de Saint-Flour, XIII—1983*, volume 1117 of *Lecture Notes in Math.*, pages 1–198. Springer, Berlin, 1985.
- [2] T. Bahraoui and J.-F. Quessy. Tests of multivariate copula exchangeability based on Lévy measures. *Scand. J. Statist.* to appear.
- [3] C. Bélisle, J.-C. Massé, and T. Ransford. When is a probability measure determined by infinitely many projections? *Ann. Probab.*, 25(2):767–786, 1997.
- [4] S. M. Berman. An extension of the arc sine law. *Ann. Math. Statist.*, 33:681–684, 1962.
- [5] S. M. Berman. Sign-invariant random variables and stochastic processes with sign-invariant increments. *Trans. Amer. Math. Soc.*, 119:216–243, 1965.
- [6] R. D. Cook and S. Weisberg. *An Introduction to Regression Graphics*. Wiley Series in Probability and Mathematical Statistics: Probability and Mathematical Statistics. John Wiley & Sons, Inc., New York, 1994. With 2 computer disks, A Wiley-Interscience Publication.
- [7] H. Cramér and H. Wold. Some theorems on distribution functions. *J. London Math. Soc.*, 11(4):290–294, 1936.
- [8] J. A. Cuesta-Albertos, R. Fraiman, and T. Ransford. Random projections and goodness-of-fit tests in infinite-dimensional spaces. *Bull. Braz. Math. Soc. (N.S.)*, 37(4):477–501, 2006.
- [9] J. A. Cuesta-Albertos, R. Fraiman, and T. Ransford. A sharp form of the Cramér-Wold theorem. *J. Theoret. Probab.*, 20(2):201–209, 2007.
- [10] A. Cuevas and R. Fraiman. On depth measures and dual statistics. A methodology for dealing with general data. *J. Multivariate Anal.*, 100(4):753–766, 2009.
- [11] P. Deheuvels. An asymptotic decomposition for multivariate distribution-free tests of independence. *J. Multivariate Anal.*, 11(1):102–113, 1981.
- [12] P. Diaconis and D. Freedman. Finite exchangeable sequences. *Ann. Probab.*, 8(4):745–764, 1980.
- [13] V. Fedorova, A. Gammerman, I. Nouretdinov, and V. Vovk. Plug-in martingales for testing exchangeability on-line. In *Proceedings of the 29th International Conference on Machine Learning (ICML12)*, pages 923–930, 2012.
- [14] R. Fraiman, L. Moreno, and T. Ransford. A quantitative Heppes theorem and multivariate Bernoulli distributions. Preprint, 2022.
- [15] C. Genest, J. Nešlehová, and J.-F. Quessy. Tests of symmetry for bivariate copulas. *Ann. Inst. Statist. Math.*, 64(4):811–834, 2012.
- [16] W. M. Gilbert. Projections of probability distributions. *Acta Math. Acad. Sci. Hungar.*, 6:195–198, 1955.
- [17] M. Harder and U. Stadtmüller. Testing exchangeability of copulas in arbitrary dimension. *J. Nonparametr. Stat.*, 29(1):40–60, 2017.
- [18] A. Heppes. On the determination of probability distributions of more dimensions by their projections. *Acta Math. Acad. Sci. Hungar.*, 7:403–410, 1956.

- [19] M. A. Jackson. The strong symmetric genus of the hyperoctahedral groups. *J. Group Theory*, 7(4):495–505, 2004.
- [20] S. Janson, T. Konstantopoulos, and L. Yuan. On a representation theorem for finitely exchangeable random vectors. *J. Math. Anal. Appl.*, 442(2):703–714, 2016.
- [21] J. F. C. Kingman. Uses of exchangeability. *Ann. Probability*, 6(2):183–197, 1978.
- [22] T. Konstantopoulos and L. Yuan. On the extendibility of finitely exchangeable probability measures. *Trans. Amer. Math. Soc.*, 371(10):7067–7092, 2019.
- [23] R. Koo. A Classification of Matrices of Finite Order over  $\mathbb{C}$ ,  $\mathbb{R}$  and  $\mathbb{Q}$ . *Math. Mag.*, 76(2):143–148, 2003.
- [24] R. Modarres. Tests of bivariate exchangeability. *Int. Stat. Rev.*, 76(2):203–213, 2008.
- [25] J. T. Praestgaard. Permutation and bootstrap Kolmogorov-Smirnov tests for the equality of two distributions. *Scand. J. Statist.*, 22(3):305–322, 1995.
- [26] A. Ramdas, J. Ruf, M. Larsson, and W. M. Koolen. Testing exchangeability: Fork-convexity, supermartingales and e-processes. *International Journal of Approximate Reasoning*, 2021.
- [27] A. Rényi. On projections of probability distributions. *Acta Math. Acad. Sci. Hungar.*, 3:131–142, 1952.
- [28] J. S. Rose. *A Course on Group Theory*. Cambridge University Press, Cambridge-New York-Melbourne, 1978.
- [29] V. Vovk, I. Nouretdinov, and A. Gammerman. Testing exchangeability on-line. In *Proceedings of the Twentieth International Conference on Machine Learning (ICML-2003)*, pages 768–775, 2003.

CENTRO DE MATEMÁTICA, FACULTAD DE CIENCIAS, UNIVERSIDAD DE LA REPÚBLICA,  
URUGUAY

*Email address:* `rfraiman@cmat.edu.uy`

INSTITUTO DE ESTADÍSTICA, DEPARTAMENTO DE MÉTODOS CUANTITATIVOS, FCEA,  
UNIVERSIDAD DE LA REPÚBLICA, URUGUAY.

*Email address:* `mrleo@iesta.edu.uy`

DÉPARTEMENT DE MATHÉMATIQUES ET DE STATISTIQUE, UNIVERSITÉ LAVAL, QUÉBEC  
CITY (QUÉBEC), CANADA G1V 0A6.

*Email address:* `ransford@mat.ulaval.ca`