

Mathematical modelling by help of category theory: models and relations between them

Dmitrii Legatiuk¹ 

¹ Chair of applied mathematics, Bauhaus-Universität Weimar, Germany; dmitrii.legatiuk@uni-weimar.de

Abstract: The growing complexity of modern practical problems puts high demands on the mathematical modelling. Given that various models can be used for modelling one physical phenomenon, the role of model comparison and model choice becomes particularly important. Methods for model comparison and model choice typically used in practical applications nowadays are computation-based, and thus, time consuming and computationally costly. Therefore, it is necessary to develop other approaches for working abstractly, i.e. without computations, with mathematical models. The abstract description of mathematical models can be achieved by help of abstract mathematics, implying formalisation of models and relations between them. In this paper, a category theory-based approach to mathematical modelling is proposed. On this way, mathematical models are formalised in the language of categories, relations between the models are formally defined, as well as several practically relevant properties are introduced on the level of categories. Finally, an illustrative example is presented underlying how the category-theory based approach can be used in practice. Further, all constructions presented in this paper are also discussed from the modelling point of view by making explicit the link to concrete modelling scenarios.

Keywords: category theory; mathematical modelling; abstraction; formal approaches; functors

MSC: 00A71; 06A75; 18B99; 18C10

Citation: Legatiuk, D. Mathematical modelling by help of category theory: models and relations between them.

Mathematics **2021**, *1*, 0.
<https://doi.org/>

Received:

Accepted:

Published:

Publisher's Note: MDPI stays neutral with regard to jurisdictional claims in published maps and institutional affiliations.

Copyright: © 2021 by the author. Submitted to *Mathematics* for possible open access publication under the terms and conditions of the Creative Commons Attribution (CC BY) license (<https://creativecommons.org/licenses/by/4.0/>).

1. Introduction

The rapid development of modern technologies naturally leads to higher demands for the mathematical modelling process, because practical problems nowadays require advanced coupled models. Moreover, typically several models can be used for modelling a given physical phenomenon, and thus, a model selection process must be made. Evidently, the model selection influences the quality of a final coupled model. In this regard, one of the most important tasks of a modeller is understanding the role of individual models in a complete coupled model, as well as studying how different models are related along with the practical meaning of this relation.

In engineering applications, various factors leading to reduction of the quality of the final coupled model are typically referred to as *uncertainties*. According to [20], three types of uncertainties arising during the modelling process can be distinguished: (i) model inputs, (ii) numerical approximation, and (iii) model form. While the first two types can be identified and treated by help of computational and statistical methods, see for example [2,14] and references therein, the third type requires an extra treatment. The model form uncertainty implies that a *conceptual modelling error* has been made, i.e. basic physical assumptions of models have been violated. Considering that the impact of such conceptual modelling errors on the whole modelling process is much more profound, it is necessary to develop tools towards addressing conceptual modelling errors.

36 Consideration of mathematical models based only on their physical assumptions, i.e.
37 without considering a specific engineering example or performing computations with a
38 model, requires tools of abstract mathematics. Several approaches to using abstract math-
39 ematics in applied mathematical modelling, such as graph theory [14], abstract Hilbert
40 spaces [4,5], abstract algebraic approach [16,19], predicate logic [22,23], type theory [8,15],
41 and category theory [6,7], have been proposed in recent years. In this paper, we aim at revis-
42 iting and further developing the category theory-based modelling methodology introduced
43 in [7]. The motivation for using category theory for abstract description of mathematical
44 models is based on several aspects: (i) the abstract nature of category theory allows descrip-
45 tion of very different objects and structures on common basis; (ii) a practical interpretation
46 of abstract constructions provided by category theory-based modelling methodology is
47 straightforward, and thus, the methodology can really be used in engineering practice; (iii)
48 category theory naturally provides scaling possibilities implying that description of more
49 sophisticated objects and structures can be done by using the same principles as descrip-
50 tions of their individual parts; (iv) finally, various applications of category theory scattering
51 from modelling of dynamical systems [3] to ontological representation of knowledge [21]
52 presented in recent years indicate that advantages of category theory are seen and accepted
53 now not only by mathematicians, but also by people interested in applications.

54 As we have already mentioned, the category theory-based modelling methodology
55 discussed in this paper has been originally proposed in [7]. After publishing this work,
56 several new ideas on categorical modelling methodology providing a deeper understanding
57 of mathematical models and modelling process have appeared in recent years. Therefore, it
58 is necessary to revise ideas presented in [7] with new results and more refined categorical
59 constructions. Moreover, it is worth to mention, that the use of category theory-based
60 modelling methodology for analysis of models appearing in real-world engineering prob-
61 lems from the field of aeroelastic analysis of bridges has been presented in [13]. This work
62 indicated practical advantages of using category theory for modelling purposes. To this
63 end, the category theory-based modelling methodology presented in this paper aims at a
64 consistent description of mathematical models and relations between them in the language
65 of category theory. For the sake of clarity, we focus in this paper only on individual mathe-
66 matical models, while coupled models will be treated in future research using results from
67 the current paper as a basis.

68 Abstract categorical descriptions of mathematical models requires at first defining
69 *universal properties of models*, which are properties shared by models in general, i.e. inde-
70 pendent on a particular problem of an engineering field. If a universal model property is
71 defined, then all categorical constructions used in one specific modelling application can be
72 directly transferred to another field. Thus, we will start our construction with defining such
73 a universal model property which is common for all models. Moreover, the main goal is to
74 keep track of real physical and engineering interpretations of the constructions introduced
75 in the category theory-based modelling methodology. The paper is organised as follows:
76 Section 2 presents a general structure of categories of mathematical models together with
77 a detailed discussion on practical interpretation of the introduced definition; after that,
78 relations between mathematical models are discussed in Section 3; Section 4 formalises the
79 problem of having different formulations of the same mathematical model by introducing
80 the notion of *convertible mathematical models*; Section 5 provides an illustrative example how
81 categorical constructions introduced in the previous sections can be used for comparison
82 and analysis of models. Finally, in Section 6 we discuss a universal arrow in the framework
83 of category theory-based modelling methodology, as well as establish a connection to an
84 abstract algebraic approach, after we draw conclusions and discuss shortly the scope of

85 future work. For making the paper self-contained, some basic definitions from category
86 theory are presented in the Appendix.

87 2. Categories of mathematical models

88 Before starting with categorical constructions, it is important to underline, that models
89 used in practice can be generally classified in two types:

- 90 • *physics-based models* – models which are based on mathematical formalisations of
91 physical laws and assumptions;
- 92 • *data-driven models* – models which are based on representations of data, e.g. results of
93 experiments or measurements obtained from a monitoring system.

94 This paper deals with physics-based models, which are referred to simply as *mathematical*
95 *models*, because this type of models is typically implied by the term *mathematical modelling*.
96 Moreover, because mathematical models are based on physical assumptions formalised by
97 help of mathematical expressions, they provide a richer basis for abstract considerations,
98 compared to data-driven models, which are very often black-box models not relying on
99 any physical assumptions.

100 We start our construction with the introduction of *concrete* categories \mathbf{Model}_i , $i =$
101 $1, 2, \dots$, which are associated with mathematical models used to describe a certain physical
102 phenomenon, such as, for example, models of elasticity theory or heat conduction. The
103 term “associated” has been used, because, strictly speaking, the objects of categories
104 \mathbf{Model}_i , $i = 1, 2, \dots$ are not mathematical models themselves, but rather sets of basic physical
105 assumptions on which the corresponding mathematical models are created. However,
106 to keep notations short and transparent, we will refer to these categories simply as to
107 *categories of mathematical models*. The following definition introduces basic structure of these
108 categories:

109 **Definition 1** (Category of mathematical models). *Let \mathbf{Model}_1 be a category of mathematical*
110 *models describing a given physical phenomenon. Then for all objects of \mathbf{Model}_1 the following*
111 *assumptions hold:*

- 112 (i) *each object is a finite non-empty set – set of assumptions of a mathematical model, denoted by*
113 \mathbf{Set}_A , *where A is the corresponding mathematical model;*
- 114 (ii) *morphisms (arrows) are relations between these sets;*
- 115 (iii) *for each set of assumptions and its corresponding model exists a mapping*

$$\mathbf{Set}_A \xrightarrow{S} A;$$

- 116 (iv) *all objects are related to mathematical models acting in the same physical dimension.*

117 Let us now provide some motivation from the modelling perspective and comments
118 for the assumptions used in this definition:

- 119 • **Assumption (i).** This assumption comes naturally from the modelling process: a math-
120 ematical model is created to describe a certain physical phenomenon or process, and
121 evidently, it is possible only if physical background of the phenomenon or process is
122 clearly stated, i.e. assumptions to be satisfied by the model are formulated. Moreover,
123 for a stronger distinction between different mathematical models, the set of assump-
124 tions is understood in a broader sense: not only basic physical assumptions are listed,
125 but all further modifications and simplifications of the model, such as for example a
126 linearisation of original equations, are also elements of the set of assumptions. The
127 requirements for the set of assumptions to be finite comes from the fact that no model
128 possess an infinite set of physical assumptions. Therefore, consideration of more

129 general sets is not necessary.

130 It is also important to remark that having finite sets as objects in the category is one
 131 possible way to approach mathematical models. Alternatively, one could think of
 132 working directly with mathematical expressions (equations) representing the models.
 133 However, in this case it will be more difficult to distinguish models, since the same set
 134 of assumptions can be formalised differently in terms of final equations, as we will see
 135 in Section 4.

- 136 • **Assumption (ii).** This assumption, in fact, introduces the structure of categories of
 137 mathematical models. The main point here is that instead of working with discrete
 138 categories, it is beneficial to study more elaborated structure. Since the objects in
 139 categories of mathematical models are sets, it is natural to use relations between sets
 140 as morphism in the categories. We will make these relations more specific in Section 3.
- 141 • **Assumption (iii).** This assumption formally describes the process of obtaining the
 142 final form of a model, e.g. differential or integral equation, from basic physical
 143 assumptions. In this case, mapping S is, in fact, a *formalisation process* consisting
 144 in writing basic physical assumptions in terms of mathematical expressions, which
 145 constitute a mathematical model in the end of the formalisation process. Naturally, the
 146 formalisation process can be done by different means and approaches, for example
 147 first ideas on using type theory to describe the formalisation process towards detecting
 148 conceptual modelling errors have been presented in [8,15].

149 We also would like to remark, that originally, mapping S has been called *invertible*
 150 in [7]. The invertibility in this case means, that set of assumptions can be uniquely
 151 reconstructed from the final form of a model. Although that such a reconstruction
 152 is theoretically indeed possible, it is generally not unique. Even if we consider the
 153 following canonical parabolic equation

$$u_t = a^2 u_{xx},$$

154 then without extra context it cannot be decided if this is a heat equation or a diffusion
 155 equation. Therefore, the invertibility of a mapping S has been dropped from Definition
 156 1.

- 157 • **Assumption (iv).** This assumption ensures that we do not treat equally models from
 158 different dimensions.

159 It is also important to mention that according to Definition 1, models with different pa-
 160 rameters, e.g. material constants, will be corresponded to the same set of assumptions.
 161 For example, if we consider the set of assumptions leading to the Lamé equation (partial
 162 differential equation with constant coefficients), then it is clear that infinite number of
 163 constant coefficients exists, but all these specific models are originated from the same set
 164 of assumptions. In general, models originating from the same set of assumptions, but
 165 having different material parameters are just particular instance of a general set of assump-
 166 tions. This fact is particularly important for engineering applications, where stochasticity
 167 of material parameters in deterministic models is often considered as stochastic modelling.
 168 However, as we discussed above, the stochasticity only in material parameters does not
 169 change basic modelling assumptions, because the fact that a constant is chosen according to
 170 a certain probability law does not principally affect the assumption of having constant coef-
 171 ficients. In contrast, modelling of physical process by help of stochastic partial differential
 172 equations is based on completely different modelling assumptions, see for example [10],
 173 and therefore, should not be put together with “classical” mathematical models.

174 3. Relations between mathematical models

175 This section is devoted to defining relations between sets of assumptions, which are
176 objects in categories of mathematical models, as introduced in Definition 1. The main
177 requirement for such relations is that they must define a *universal model property*, which is
178 independent on a specific problem, meaning that boundary or initial conditions (but not
179 coupling/transmission conditions!) should not have influence on the model property. For
180 satisfying this requirement, the comparison of mathematical models by help of universal
181 model property called *model complexity* is proposed [7]:

182 **Definition 2** (Complexity of mathematical models). *Let A and B be mathematical models*
183 *in a category \mathbf{Model}_1 . We say that model A has higher complexity than model B if and only*
184 *if $\mathbf{Set}_A \subset \mathbf{Set}_B$, but $\mathbf{Set}_B \not\subset \mathbf{Set}_A$. Consequently, two models are called equal, in the sense of*
185 *complexity, iff $\mathbf{Set}_B = \mathbf{Set}_A$.*

186 The model complexity in this definition is defined relatively, since we do not describe
187 it explicitly. From the point of view of physics, model complexity reflects the fact that
188 a model which has less assumptions provides a more accurate description of a physical
189 phenomenon under consideration. Thus, the model complexity is a *relative quality measure*
190 of how good a mathematical model represents a given physical phenomenon. The relativity
191 in the measure comes from the fact, that any comparison needs at least two objects, and one
192 model cannot be assessed with respect to its ability represent the corresponding physical
193 process, otherwise that would imply that the exact representation of the physical process is
194 known *a priori*.

195 It is important to underline, that the notion of model complexity proposed in Definition
196 2 is neither related to the notion of complexity of an algorithm, nor to the notion of
197 complexity used for statistical models, where the number of parameters is typically served
198 as complexity measure. The advantage of the notion of model complexity introduced in
199 Definition 2 is the fact that it does not depend on specific boundary or initial conditions,
200 since typically basic model assumptions are not influenced by them. Nonetheless, if
201 boundary conditions are essential for basic model assumptions, e.g. singular boundary
202 conditions, then they will be automatically listed in the corresponding set of assumptions,
203 since such boundary conditions are critical for describing the physical process. Thus, the
204 model complexity introduced in Definition 2 is a universal model property.

205 Additionally, Definition 2 might sound a bit counterintuitive, since it states that a
206 model satisfying less modelling assumption is more complex, and not of higher *simplicity*,
207 as it could be expected as well. In fact, both points of view on the complexity are possible,
208 and differ only in the general understanding of modelling assumptions. Definition 2 is
209 based on the idea that modelling assumptions act as *restrictions* for a model, and thus,
210 implying that a model with less modelling assumptions is more general. Nonetheless,
211 another perspective on the notion of model complexity still can be considered, which would
212 reflect the opposite point of view that model assumptions are not restrictions, but rather
213 *generalisations* of models. This discussion is also directly related to the following important
214 remark:

215 **Remark 1.** *Sets of assumptions introduced in Definition 2 are assumed to be written by help*
216 *of a natural language. Although intuitively it is clear how to formulate these sets, as well as*
217 *how to compare them in the sense of model complexity, from the formal perspective it is not so*
218 *straightforward. In fact, a formal comparison of sets of assumptions written in a natural language*
219 *can be done only by help of a detailed semantic analysis of these sentences, and only after that,*
220 *sentences, and hence sets of assumptions, can be rigorously compared. As a possible way around*

221 *this problem, stricter rules on formulating sets of assumptions might be imposed. In that case, a*
 222 *kind of basic “alphabet” containing allowed expressions and symbols could be introduced. Moreover,*
 223 *perhaps a combination of a natural language and mathematical expressions complemented by strict*
 224 *rules could be a suitable option. Different possibilities to address the problem of a rigorous comparison*
 225 *of sets of assumptions will be studied in future work.*

226 From the point of relational algebra, model complexity is a binary relation in a category
 227 of mathematical models. Hence, the objects in categories of mathematical models can be
 228 ordered by using model complexity. However, the ordering of objects defined by model
 229 complexity is only partial, and not total, since examples of mathematical models which
 230 should belong to the same category but cannot be ordered according to Definition 2 can
 231 be easily found, see for example aerodynamic models used in bridge engineering [13].
 232 Naturally, in some cases mathematical models can constitute a category with totally ordered
 233 objects. To have a clear distinction between categories with partial and total ordering of
 234 objects, we introduce the following definition [13]:

Definition 3. *Let \mathbf{Model}_1 be a category of mathematical models in which n objects \mathbf{Set}_{A_j} , $j = 1, \dots, n$ can be ordered according to Definition 2 as follows*

$$\mathbf{Set}_{A_i} \subset \mathbf{Set}_{A_j}, \text{ for } i < j \leq n.$$

Moreover, let X be the set of all modelling assumptions used in this category. Then category \mathbf{Model}_1 contains totally ordered objects, and therefore is associated with totally ordered models, iff

$$X = \mathbf{Set}_{A_1} \cup \mathbf{Set}_{A_2} \cup \dots \cup \mathbf{Set}_{A_n}, \text{ and } \mathbf{Set}_{A_n} = X,$$

235 *otherwise, the category \mathbf{Model}_1 contains partially ordered objects corresponding to partially ordered*
 236 *models.*

237 As a direct consequence of this definition we have the following corollary:

238 **Corollary 1.** *In a totally ordered category \mathbf{Model}_1 with n objects always exist two unique objects:*

- 239 • *object \mathbf{Set}_{A_1} satisfying $\mathbf{Set}_{A_1} \subset \mathbf{Set}_{A_i} \forall i = 2, \dots, n$, which is called the most complex object,*
 240 *and the associated model A_1 is called the most complex model;*
- 241 • *object \mathbf{Set}_{A_n} satisfying $\mathbf{Set}_{A_n} = \mathbf{Set}_{A_1} \cup \mathbf{Set}_{A_2} \cup \dots \cup \mathbf{Set}_{A_n}$, which is called the the simplest*
 242 *object element, and the associated model A_n is called the simplest model.*

243 It is worth to mention, that in the framework of introduced modelling formalism,
 244 the most complex object and the simplest object are, in fact, *initial object* and *terminal*
 245 *object* in categories of mathematical models, respectively. Note that, although categories
 246 of mathematical models have finite sets as objects, the initial and terminal objects are
 247 different to the ones in the classical category **Sets**, where these are given by the empty set
 248 and one-element set, correspondingly. The difference comes precisely from the modelling
 249 background of our categories, since while formally it is still possible to consider the empty
 250 and one-element sets as sets of assumptions of some (fictitious) models, it does not make
 251 sense from the modelling perspective.

252 The proof of Corollary 1 is straightforward, and we only would like to mention, that
 253 uniqueness of objects \mathbf{Set}_{A_1} and \mathbf{Set}_{A_n} follows immediately from Definition 2 and from
 254 the fact that a totally ordered category is considered. The situation is trickier in the case of
 255 partially ordered categories:

256 **Proposition 1.** For a partially ordered category \mathbf{Model}_1 with n objects one of the following
 257 statements holds:

- 258 (i) the most complex object \mathbf{Set}_{A_1} and the simplest object \mathbf{Set}_{A_n} do not exist;
 259 (ii) the most complex object \mathbf{Set}_{A_1} exists, while the simplest object \mathbf{Set}_{A_n} does not exist;
 260 (iii) the most complex object \mathbf{Set}_{A_1} does not exist, while the simplest object \mathbf{Set}_{A_n} exists;
 261 (iv) the most complex object \mathbf{Set}_{A_1} and the simplest object \mathbf{Set}_{A_n} exist simultaneously.

262 **Proof.** We prove this proposition by straightforwardly constructing corresponding struc-
 263 tures of partially ordered categories. We start the proof by proving cases (ii) and (iii) at
 264 first, since the proof of case (i) will be based on cases (ii) and (iii), and finally we will prove
 265 case (iv). We consider a category with one object \mathbf{Set}_{A_1} , and the rest objects we construct
 266 explicitly from \mathbf{Set}_{A_1} . Without loss of generality we assume that \mathbf{Set}_{A_1} contains at least one
 267 element, which will be denoted by $A_1^{(1)}$. The objects \mathbf{Set}_{A_2} and \mathbf{Set}_{A_3} are then constructed
 268 from \mathbf{Set}_{A_1} by adding different elements $A_1^{(2)}$ and $A_1^{(3)}$ to \mathbf{Set}_{A_1} , correspondingly, i.e. we
 269 obtain new sets of assumptions by adding two different assumptions. This construction is
 270 shown by the diagram

$$\begin{array}{ccc} & \mathbf{Set}_{A_1} = \{A_1^{(1)}\} & \\ & \swarrow \quad \searrow & \\ \{A_1^{(1)}, A_1^{(2)}\} = \mathbf{Set}_{A_2} & & \mathbf{Set}_{A_3} = \{A_1^{(1)}, A_1^{(3)}\} \end{array}$$

271 implying that $\mathbf{Set}_{A_1} \subset \mathbf{Set}_{A_2}$ and $\mathbf{Set}_{A_1} \subset \mathbf{Set}_{A_3}$, but \mathbf{Set}_{A_2} and \mathbf{Set}_{A_3} are not related. Thus,
 272 \mathbf{Set}_{A_1} is the most complex object in this category, but no the simplest object exists. Thus,
 273 the case (ii) is proved.

274 The proof of case (iii) is analogues to case (ii), where only instead of adding extra
 275 assumptions, we remove different assumptions from the initial set. Thus, for simplicity,
 276 we assume that \mathbf{Set}_{A_1} has at least two different assumption. The rest of the proof follows
 277 immediately.

278 To prove case (i), we consider now two distinct objects \mathbf{Set}_{A_1} and \mathbf{Set}_{A_2} given by
 279 $\mathbf{Set}_{A_1} = \{A_1^{(1)}, A_1^{(2)}, A_1^{(3)}\}$ and $\mathbf{Set}_{A_2} = \{A_1^{(1)}, A_1^{(2)}, A_2^{(1)}\}$, respectively. Similar to cases
 280 (ii) and (iii), we construct now two other objects in two different ways as follows:

$$\mathbf{Set}_{A_3} = \{A_1^{(1)}, A_1^{(2)}, A_1^{(3)}\} \setminus \{A_1^{(2)}, A_1^{(3)}\} = \{A_1^{(1)}\},$$

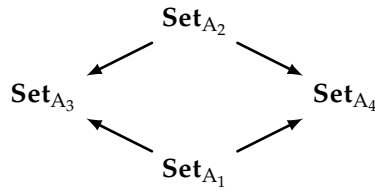
$$\mathbf{Set}_{A_4} = \{A_1^{(1)}, A_1^{(2)}, A_1^{(3)}\} \setminus \{A_1^{(1)}, A_1^{(3)}\} = \{A_1^{(2)}\},$$

and

$$\mathbf{Set}_{A_3} = \{A_1^{(1)}, A_1^{(2)}, A_2^{(1)}\} \setminus \{A_1^{(2)}, A_2^{(1)}\} = \{A_1^{(1)}\},$$

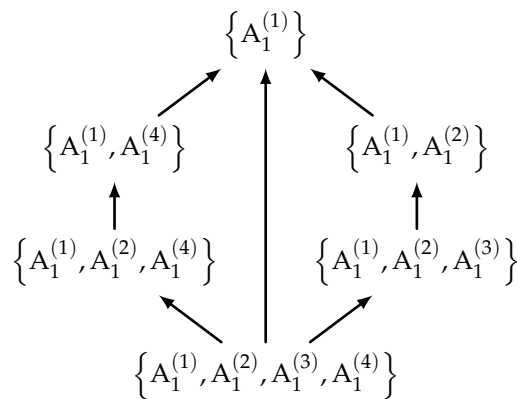
$$\mathbf{Set}_{A_4} = \{A_1^{(1)}, A_1^{(2)}, A_2^{(1)}\} \setminus \{A_1^{(1)}, A_2^{(1)}\} = \{A_1^{(2)}\}.$$

281 This construction is illustrated by the following diagram:



282 Thus, the constructed category is partially ordered, and since objects \mathbf{Set}_{A_1} and \mathbf{Set}_{A_2} are
 283 not related, this category does not contain neither the most complex nor the simplest objects,
 284 since no object satisfies assumptions of Corollary 1.

For proving case (iv), let us consider the object $\mathbf{Set}_{A_1} = \{A_1^{(1)}, A_1^{(2)}, A_1^{(3)}, A_1^{(4)}\}$, and let us construct several other objects according to the following commutative diagram



285 Although the diagram is commutative, but the objects on the left side are not related
 286 to the objects of the right side in the sense of Definition 2. Thus, we have a partially
 287 ordered category, where both the most complex object $\{A_1^{(1)}\}$ and the simplest object
 288 $\{A_1^{(1)}, A_1^{(2)}, A_1^{(3)}, A_1^{(4)}\}$ exist simultaneously. Hence, the proposition is proved.

289 \square

290 Next, we have the following theorem:

291 **Theorem 1.** Consider a category \mathbf{Model}_1 with n objects. If the most complex object \mathbf{Set}_{A_1} and
 292 the simplest object \mathbf{Set}_{A_n} exist simultaneously in the category \mathbf{Model}_1 , then \mathbf{Model}_1 is either a
 293 totally ordered category, or contains at least two totally ordered subcategories.

294 **Proof.** The proof of the theorem follows immediately from Corollary 1, Proposition 1, and
 295 Definition 3. Looking at the proof of the case (iv) in Proposition 1, we see immediately that
 296 two totally ordered subcategories exist. The case of only one totally ordered subcategory
 297 is excluded by the assumption of simultaneous existence of the most complex and the
 298 simplest objects. Further, if the most complex and the simplest objects exist simultaneously
 299 and all objects in the category \mathbf{Model}_1 are related by help of complexity, then it follows
 300 immediately that \mathbf{Model}_1 is a totally ordered category. \square

301 Evidently, the last statement can be straightforwardly generalised as follows:

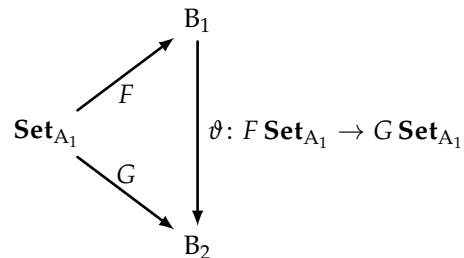
302 **Theorem 2.** Every partially ordered category of mathematical models contains at least one totally
 303 ordered category of mathematical models as a subcategory.

304 4. Convertible mathematical models

305 In this section, we will discuss the mappings S between sets of assumptions and the
 306 corresponding models appearing in Definition 1, and as we will see from the upcoming
 307 discussion, the role of mappings S provides clear reasoning why objects of categories
 308 of mathematical models are sets of assumptions and not the models themselves. The
 309 mappings S are generally not invertible, because they represent a formalisation process
 310 of basic modelling assumptions in terms of mathematical expressions. Moreover, these
 311 mappings are also not unique, since the same set of assumptions can be formalised differ-
 312 ently. However, if objects in a category have been ordered (partially or totally) according
 313 their complexity, then the mappings will preserve this structure. Thus, these mappings are
 314 structure preserving mappings, i.e. they are functors.

315 Because the mappings between sets of assumptions and the corresponding mathemati-
 316 cal models are functorial, then, in fact, the mathematical models constitute also a category.
 317 However, since final form of a model depends on the formalisation process, it is more
 318 difficult to work directly with categories of models, rather than to describe categories of sets
 319 of assumptions, as we have done already. Nonetheless, we will point out now some results
 320 related to the models directly. First, we summarise the above discussion in the following
 321 definition:

322 **Definition 4.** Let Set_{A_1} be an object in the category Model_1 , and let B_1 and B_2 be two possible
 323 model formulations associated with the object Set_{A_1} via two functors F and G . Then the model
 324 formulations B_1 and B_2 are connected via a natural transformation of functors ϑ , and the model
 325 formulations B_1 and B_2 are called **convertible**. This construction corresponds to the commutative
 326 diagram

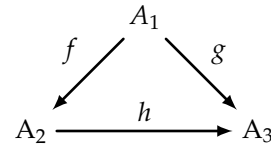


327 Moreover, models which are instantiated by convertible model formulations will be called **convertible**
 328 **models**.

329 Obviously, because different model formulations are related to the same set of as-
 330 sumptions, the model complexity of these formulations remains the same. Thus, we have
 331 immediately the following corollary:

332 **Corollary 2.** *Convertible models have the same complexity.*

333 The discussion about convertible mathematical models underlines once more why sets
 334 of assumptions are considered as objects in categories of mathematical models, and not
 335 model formulations directly. Assume for a moment, that the latter would be the case and
 336 consider the following diagram with three objects for simplicity:



337 Moreover, assume additionally that the model formulations A_1 and A_2 are convertible
 338 in the sense of Definition 4, while the model formulation A_3 is not associated with the
 339 same set of assumptions. Thus, we would end up with two kinds of morphisms in the
 340 category: morphism f plays the same role as the natural transformation ϑ in Definition 4,
 341 while morphisms g and h represent complexity-relation on the level of model formulations.
 342 Obviously, it is necessary to be able to distinguish between the two kinds of morphisms,
 343 which would imply much more complicated constructions for the structure of the category,
 344 as well as for relations between its objects.

As a simple immediate example indicating the necessity for considering convertible mathematical models, let us consider the classical model of linear elasticity describing deformations of an elastic body in a static case. The classical formulation of this model is given by the following system of equations

$$\begin{cases}
 \operatorname{div} \tilde{\sigma} + \rho \mathbf{K} = 0, \\
 \tilde{\varepsilon} = \frac{1}{2} [\nabla \mathbf{u} + (\nabla \mathbf{u})^T], & \vartheta = \operatorname{div} \mathbf{u} = \frac{\partial u_1}{\partial x_1} + \frac{\partial u_2}{\partial x_2} + \frac{\partial u_3}{\partial x_3}, \\
 \tilde{\sigma} = 2\mu \left(\frac{\nu}{1-2\nu} \vartheta \tilde{\mathbf{E}} + \tilde{\varepsilon} \right),
 \end{cases} \quad (1)$$

where $\tilde{\sigma}$ is a symmetric stress tensor, $\tilde{\varepsilon}$ is a symmetric strain tensor, \mathbf{u} is a displacement vector, ρ is a material density, ν is the Poisson's ration, and \mathbf{K} is the volume force. System of equations (1) is the classical tensor version of elasticity equations, see for example [17]. However, the Lamé equation

$$\mu \Delta \mathbf{u} + (\lambda + \mu) \operatorname{grad} \operatorname{div} \mathbf{u} + \rho \mathbf{K} = 0, \quad (2)$$

is often used in practice as well. Furthermore, model of linear elasticity can be also written as follows

$$DMDu = 0, \text{ with } D = \sum_{k=1}^3 \mathbf{e}_k \partial_k, \text{ and } u = u_0 + \mathbf{u}, \quad (3)$$

where the multiplication operator M is defined by

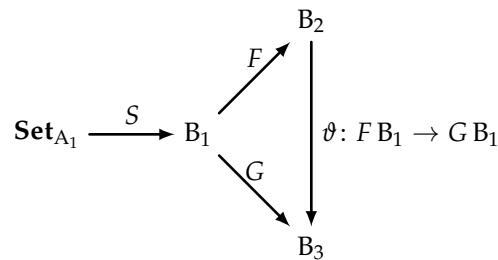
$$M\mathbf{u} := \frac{m-2}{2(m-1)} u_0 + \mathbf{u}, \quad m := \nu^{-1}.$$

345 Equation (3) is a quaternionic form of elasticity model with D denoting the Dirac operator,
 346 see [9] for all details on quaternionic analysis and its applications.

For the sake of clarity of further considerations, let us denote the models (1)-(3) as follows:

$$\begin{aligned}
 B_1 &:= \begin{cases} \operatorname{div} \tilde{\sigma} + \rho \mathbf{K} = 0, \\ \tilde{\varepsilon} = \frac{1}{2} [\nabla \mathbf{u} + (\nabla \mathbf{u})^T], \\ \tilde{\sigma} = 2\mu \left(\frac{\nu}{1-2\nu} \vartheta \tilde{\mathbf{E}} + \tilde{\varepsilon} \right), \end{cases} & \vartheta = \operatorname{div} \mathbf{u} = \frac{\partial u_1}{\partial x_1} + \frac{\partial u_2}{\partial x_2} + \frac{\partial u_3}{\partial x_3}, \\
 B_2 &:= \mu \Delta \mathbf{u} + (\lambda + \mu) \operatorname{grad} \operatorname{div} \mathbf{u} + \rho \mathbf{K} = 0, \\
 B_3 &:= DMDu = 0, \text{ with } D = \sum_{k=1}^3 \mathbf{e}_k \partial_k, \text{ and } u = u_0 + \mathbf{u}.
 \end{aligned}$$

A possible representation of these models is provided by the diagram



347 Here, functor S is a formalisation process of basic set of assumptions of linear elasticity
 348 \mathbf{Set}_{A_1} in the tensor form of model formulation B_1 , after that, the tensor form can be further
 349 reformulated into the Lamé equation B_2 , or into the quaternionic form B_3 via functorial
 350 mappings F and G . In some sense, the above diagram reflects traditional way of developing
 351 different model formulations: at first, the original form is introduced, and after that, several
 352 more specific forms better suitable for selected methods are introduced. Moreover, looking
 353 in particular at the quaternionic formulation B_3 , it becomes clear that this form is not
 354 obtained directly through the formalisation process of \mathbf{Set}_{A_1} (at least no quaternionic-based
 355 modelling of linear elasticity has been reported till now), but through reformulation of
 356 either Lamé equation or the tensor form, see again [9].

357 5. Illustrative examples

358 In this section, we illustrate the constructions of category theory-based modelling
 359 methodology presented in previous sections on two examples: first, we discuss classical
 360 models of beam theories, and after that, we discuss aerodynamic models used in bridge
 361 engineering. These examples have been already presented in works [7,13] at the time of first
 362 steps towards developing the category theory-based modelling methodology. Therefore, it
 363 is necessary to revisit these examples for underlying further development of the theory.

364 5.1. Categorical modelling of beam theories

365 Transverse vibrations of one-dimensional beams are typically modelled by one of three
 366 common beam theories: Bernoulli-Euler theory, Rayleigh theory, and Timoshenko theory.
 367 Thus, let us consider a category of mathematical models, denoted by \mathbf{Beam} , containing
 368 as objects sets of assumptions \mathbf{Set}_{B-E} , \mathbf{Set}_R , \mathbf{Set}_T corresponding to the Bernoulli-Euler,
 369 Rayleigh, and Timoshenko beam theories, respectively. We start our discussion on the
 370 construction of category \mathbf{Beam} by explicitly listing the sets of assumptions, which are given
 371 in Table 1.

Table 1. Sets of assumptions of beam theories

Assumptions	Set _{B-E}	Set _R	Set _T
1. Cross sections of a beam that are planes remain planes after the deformation process	+	+	+
2. Normal stresses on planes parallel to the axis of a beam are infinitesimal	+	+	+
3. A beam has a constant cross section	+	+	+
4. A beam is made of a homogeneous isotropic material	+	+	+
5. Cross sections of a beam perpendicular to its axis remain perpendicular to the deformed axis	+	+	
6. Rotation inertia of cross sections of a beam is omitted	+		

372 **Remark 2.** *The assumptions, as listed in Table 1, are formulated by help of natural language,*
 373 *however in some cases it is more convenient to formulate sets of assumptions directly in terms of*
 374 *mathematical expressions, or as a mixture of both. Although from the set-theoretic point of view such*
 375 *a freedom in writing sets of assumptions is not completely justified, it is acceptable in our setting*
 376 *because each set of assumption written in natural language can be rigorously formalised in terms of*
 377 *mathematical expressions. Thus, writing mathematical expressions in sets of assumptions can be*
 378 *considered as a kind of **syntactic sugar**, similar to programming languages terminology. Of course,*
 379 *this analogy not perfect but reflects a general point of view on writing sets of assumptions.*

Since derivation of beam models is well known, it will be omitted. Set of assumption **Set_{B-E}** of the Bernoulli-Euler theory leads to the following beam equation:

$$\rho F \frac{\partial^2 u}{\partial t^2} + E I_y \frac{\partial^4 u}{\partial x^4} = 0,$$

where E is the Young's modulus of the material, I_y is the moment of inertia, ρ is the density of material, and F is the area of cross section. Next, set of assumption **Set_R** of the Rayleigh theory leads to the equation:

$$\rho F \frac{\partial^2 u}{\partial t^2} + E I_y \frac{\partial^4 u}{\partial x^4} - \rho I_y \frac{\partial^4 u}{\partial x^2 \partial t^2} = 0.$$

Finally, if the effect of bending of cross sections is taken into account, then set of assumption **Set_T** of the Timoshenko theory is obtained, which leads to the system of differential equations:

$$\begin{cases} \rho F \frac{\partial^2 u}{\partial t^2} - \aleph \mu F \frac{\partial^2 u}{\partial x^2} + \aleph \mu F \frac{\partial \varphi}{\partial x} = 0, \\ \rho I_y \frac{\partial^2 \varphi}{\partial t^2} - E I_y \frac{\partial^2 \varphi}{\partial x^2} + \aleph \mu F \left(\varphi - \frac{\partial u}{\partial x} \right) = 0, \end{cases}$$

where φ is the angle of rotation of the normal to the mid-surface of the beam, \aleph is the Timoshenko shear coefficient, which depends on the geometry of the beam, and μ is the shear modulus. After some calculations this system can be reformulated in terms of only one partial differential equation for u as follows:

$$\rho F \frac{\partial^2 u}{\partial t^2} + E I_y \frac{\partial^4 u}{\partial x^4} - \rho I_y \left(1 + \frac{E}{\aleph \mu} \right) \frac{\partial^4 u}{\partial x^2 \partial t^2} + \frac{\rho^2 I_y}{\aleph \mu} \frac{\partial^4 u}{\partial t^4} = 0.$$

Looking at the above beam models from the categorical perspective, we can summarise these models and their sets of assumptions as follows:

$$\begin{aligned}
 \mathbf{Set}_{\mathbf{B-E}} &\xrightarrow{S} \rho F \frac{\partial^2 u}{\partial t^2} + E I_y \frac{\partial^4 u}{\partial x^4} = 0 && =: \mathbf{A}, \\
 \mathbf{Set}_{\mathbf{R}} &\xrightarrow{S} \rho F \frac{\partial^2 u}{\partial t^2} + E I_y \frac{\partial^4 u}{\partial x^4} - \rho I_y \frac{\partial^4 u}{\partial x^2 \partial t^2} = 0 && =: \mathbf{B}, \\
 \mathbf{Set}_{\mathbf{T}} &\xrightarrow{S} \rho F \frac{\partial^2 u}{\partial t^2} + E I_y \frac{\partial^4 u}{\partial x^4} - \rho I_y \left(1 + \frac{E}{\aleph \mu}\right) \frac{\partial^4 u}{\partial x^2 \partial t^2} + \frac{\rho^2 I_y}{\aleph \mu} \frac{\partial^4 u}{\partial t^4} = 0 && =: \mathbf{C}_1, \\
 \mathbf{Set}_{\mathbf{T}} &\xrightarrow{S} \begin{cases} \rho F \frac{\partial^2 u}{\partial t^2} - \aleph \mu F \frac{\partial^2 u}{\partial x^2} + \aleph \mu F \frac{\partial \varphi}{\partial x} = 0, \\ \rho I_y \frac{\partial^2 \varphi}{\partial t^2} - E I_y \frac{\partial^2 \varphi}{\partial x^2} + \aleph \mu F \left(\varphi - \frac{\partial u}{\partial x}\right) = 0. \end{cases} && =: \mathbf{C}_2,
 \end{aligned}$$

380 where S are formalisation mappings, as discussed before. It is worth making the remark:

381 **Remark 3.** Note that, in general, mappings S can be different for each set of assumptions, or, can
 382 be the same if all equations are derived based on the same principle, e.g. the Hamilton's principle.
 383 If the fact that different formalisation processes have been used to obtain models from the sets of
 384 assumptions in one category is essential for the application, then it is necessary to indicate this fact
 385 by using sub-scripts, i.e. S_1, S_2, \dots , otherwise the general notation for the formalisation mappings
 386 might be kept.

By using Definition 2, the category **Beam** can be straightforwardly equipped with the commutative diagram

$$\begin{array}{ccc}
 & \mathbf{Set}_{\mathbf{R}} & \\
 f \nearrow & & \searrow g \\
 \mathbf{Set}_{\mathbf{B-E}} & \xrightarrow{h = g \circ f} & \mathbf{Set}_{\mathbf{T}}
 \end{array}$$

387 The morphisms f , g , and h indicate the simple fact, that one beam theory can be obtained
 388 from another by weakening basic assumptions. Moreover, the above diagram clearly indi-
 389 cates that the object $\mathbf{Set}_{\mathbf{T}}$ (Timoshenko theory) is the most complex, the object $\mathbf{Set}_{\mathbf{R}}$ (Rayleigh
 390 theory) has higher complexity than the object $\mathbf{Set}_{\mathbf{B-E}}$ (Bernoulli-Euler theory), which is the
 391 simplest object. The same ordering holds for the corresponding model instantiations. Next,
 392 let us list the following facts we know about the category **Beam**:

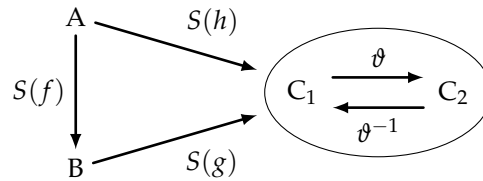
- 393 • it is a totally ordered category;
- 394 • the object $\mathbf{Set}_{\mathbf{B-E}}$ is the initial object of this category;
- 395 • the object $\mathbf{Set}_{\mathbf{T}}$ is the terminal object of this category;
- 396 • models \mathbf{C}_1 and \mathbf{C}_2 are convertible, since they represent different formulations of the
 397 assumptions of Timoshenko theory.

Note that, first three facts, as well as the commutative diagram presented above, do not require, in fact, models themselves, because these facts are solely obtained simply from the sets of assumptions, i.e. by looking at the objects in category **Beam**. Thus, the categorical point of view introduced in the previous section reflects the following idea:

The principle difference between models lies not in their final form, but in the basic modelling

assumptions these models constructed from.

Finally, let us look at the level of models, where the following diagram is obtained

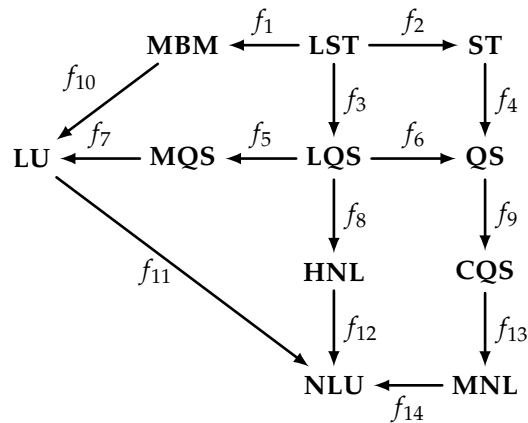


398 where ϑ denotes a natural transformation appearing in the definition of convertible models,

399 recall Definition 4.

400 *5.2. Category of aerodynamic models revisited*

401 Next, we briefly revisit the example of aerodynamic models used in bridge engineering
 402 presented in [13]. Since the idea is only briefly discuss categorical constructions introduced
 403 in previous sections, we will not present aerodynamic models in details, but we refer to
 404 works [11,12]. We consider the category **AeroModel** containing as objects the following
 405 sets of assumptions of mathematical models: (i) **ST** (steady model); (ii) **LST** (linear steady
 406 model); (iii) **QS** (quasi-steady model); (iv) **LQS** (linear quasi-steady model); (v) **LU** (linear
 407 unsteady model); (vi) **MQS** (modified quasi-steady model); (vii) **MBM** (mode-by-mode
 408 model); (viii) **CQS** (corrected quasi-steady model); (ix) **HNL** (hybrid nonlinear model);
 409 (x) **MNL** (modified nonlinear model); and, (xi) **NLU** (nonlinear unsteady model). The
 410 structure of category **AeroModel** is provided by the following diagram (adapted from
 411 [13]):



412 Let us now list some facts we know about the category **AeroModel**:

- 413 • it is a partially ordered category;
- 414 • the object **LST** is the initial object of this category;
- 415 • the object **NLU** is the terminal object of this category;
- 416 • according to Theorem 1 several totally ordered subcategories exists, which are

$$\begin{array}{l}
1. \text{ LST} \xrightarrow{f_2} \text{ST} \xrightarrow{f_4} \text{QS} \xrightarrow{f_9} \text{CQS} \xrightarrow{f_{13}} \text{MNL} \xrightarrow{f_{14}} \text{NLU} \\
2. \text{ LST} \xrightarrow{f_3} \text{LQS} \xrightarrow{f_6} \text{QS} \xrightarrow{f_9} \text{CQS} \xrightarrow{f_{13}} \text{MNL} \xrightarrow{f_{14}} \text{NLU} \\
3. \text{ LST} \xrightarrow{f_3} \text{LQS} \xrightarrow{f_8} \text{HNL} \xrightarrow{f_{12}} \text{NLU} \\
4. \text{ LST} \xrightarrow{f_3} \text{LQS} \xrightarrow{f_5} \text{MQS} \xrightarrow{f_7} \text{LU} \xrightarrow{f_{11}} \text{NLU} \\
5. \text{ LST} \xrightarrow{f_1} \text{MBM} \xrightarrow{f_{10}} \text{LU} \xrightarrow{f_{11}} \text{NLU}
\end{array}$$

417 Additionally, we can say that no models associated to the objects of **AeroModel** are con-
418 vertible, but for that it is necessary to take a look at the derivation of models, see again [13]
419 and references therein.

420 6. Further characterisations of mathematical models and conclusions

421 In this section, we present some further ideas on characterisations of mathematical
422 models. One of the most important aspect of applications of category theory is a definition
423 of a *universal mapping property* (UMP), or simply, a *universal arrow*, which provides, in fact, a
424 categorical characterisation of objects, see [1,18] for details. Hence, it is important to discuss
425 the universal arrow definition also in the context of category theory-based modelling
426 methodology.

427 Let us consider a formalisation functor $S: \mathbf{Model} \rightarrow \mathbf{M}$, where \mathbf{M} denotes formally a
428 category of instantiations of mathematical models corresponding to the objects in **Model**.
429 Let m be an object of \mathbf{M} , then a universal arrow from m to S is a pair $\langle r, u \rangle$ consisting of
430 an object r of **Model** and an arrow $r: m \rightarrow Sr$ of \mathbf{M} , such that to every pair $\langle d, f \rangle$ with d
431 an object of **Model** and $f: c \rightarrow Sd$ an arrow of \mathbf{M} , there is a unique arrow $f': r \rightarrow d$ of
432 **Model** with $Sf' \circ u = f$. Practical meaning of a universal arrow in the context of category
433 theory-based modelling methodology is that to the same set of assumption can correspond
434 only convertible model formulations.

435 Finally, we would like to provide another possible definition of a mathematical model
436 in general, which would summarise our discussion in this paper:

437 **Definition 5.** A mathematical model \mathfrak{M} is a triple $\mathfrak{M} = \langle \mathbf{Set}, \mathcal{M}, S \rangle$, where

- 438 • **Set** is the set of assumptions of the model;
- 439 • \mathcal{M} is an instantiation of the model in terms of mathematical expressions and equations;
- 440 • S is a formalisation mapping, which formalises the set of assumptions **Set** into the model
441 instantiation \mathcal{M} .

442 Relations between the models can be introduced again by help of Definition 2. Defi-
443 nition 5 proposes an abstract description of a mathematical model similar to the abstract
444 algebraic approach presented in [16]. Thus, a connection between the category theory-
445 based modelling methodology and abstract algebraic approach is established. Hence, both
446 approaches to the modelling process in engineering might complement each other, and
447 therefore, the connection between both approaches will be studied in future research.

448 In this paper, we have revisited the category theory-based modelling methodology
449 proposed in recent years. The main idea of this modelling methodology is representation
450 of mathematical models by help of categorical constructions. We have presented revised
451 results from previous works, as well as new results and ideas supporting a deeper un-

452 understanding of the modelling process in engineering. Moreover, two illustrative practical
 453 examples, namely categorical perspective of beam models and on aerodynamic models
 454 from bridge engineering, have been revisited. As it can be clearly seen from the examples,
 455 the category theory-based modelling methodology presented in this paper is indeed appli-
 456 cable in practice and provides various characterisations of mathematical models, relations
 457 between them, and final formulations of models. Finally, we have describe a universal
 458 arrow in the framework of the proposed modelling methodology.

459 Additionally, we would like to remark how the category theory-based modelling
 460 methodology presented in this paper can be used in a model selection process. After
 461 constructing a category of mathematical models, we can formulate criteria which must
 462 be satisfied by a model for a given practical problem, and thus, a subcategory of models
 463 satisfying these criteria can be constructed. Because we are on the abstract level of models,
 464 it is difficult to introduce a quantifiable criterion for the optimal model choice. Nonetheless,
 465 on the abstract level, the simplest model satisfying the criteria can be regarded as “the
 466 optimal choice” in this case, because generally there is no need for overcomplicating the
 467 model. Furthermore, the difference in model assumptions, and thus, in model complexity,
 468 can be quantified by help of numerical calculations, as it has been illustrated in [13] for the
 469 case of aerodynamic models.

470 The scope of future research is related to a revision and deeper understanding of cou-
 471 pled mathematical models. A categorical description of coupled mathematical model will
 472 be using constructions and ideas introduced in this paper. However, due to more complex
 473 nature of coupled models, it is expected that more refined and advanced constructions will
 474 be necessary for a proper description of such models. Moreover, further ideas on a formal
 475 model comparison and model selection procedure, as well as a more strict approach to
 476 formulation of sets of assumptions, will be considered in future work.

477 **Funding:** This research is supported by the German Research Foundation (DFG) through grant LE
 478 3955/4-1.

479 **Acknowledgments:** I would like to thank the reviewers for very helpful comments, which help not
 480 only improving the paper, but also brought new ideas for future research.

481 **Appendix A. Some basic definitions from category theory**

482 Following the classical works in category theory [1,18], we list here few important
 483 definitions.

484 **Definition A1.** *A category consists of the following data:*

- 485 • *Objects:* A, B, C, \dots
- 486 • *Arrows (morphisms):* f, g, h, \dots
- *For each arrow f , there are given objects $\text{dom}(f)$ and $\text{cod}(f)$ called the domain and codomain of f , respectively. We write*

$$f: A \longrightarrow B \quad \text{or} \quad A \xrightarrow{f} B$$

487 *to indicate that $A = \text{dom}(f)$ and $B = \text{cod}(f)$.*

- *Given arrows $f: A \longrightarrow B$ and $g: B \longrightarrow C$, that is, with $\text{cod}(f) = \text{dom}(g)$, there is given an arrow*

$$g \circ f: A \longrightarrow C$$

488 *called the composite of f and g .*

- For each object A , there is given an arrow

$$1_A: A \longrightarrow A$$

489 called the identity arrow of A .

490 These data are required to satisfy the following laws:

- 491 • Associativity: $h \circ (g \circ f) = (h \circ g) \circ f$ for all $f: A \longrightarrow B, g: B \longrightarrow C, h: C \longrightarrow D$.
- 492 • Unit: $f \circ 1_A = f = 1_B \circ f$ for all $f: A \longrightarrow B$.

Definition A2. A functor

$$F: \mathbf{C} \longrightarrow \mathbf{D}$$

493 between categories \mathbf{C} and \mathbf{D} is a mapping of objects to objects and arrows to arrows, in such a way
494 that

495 (a) $F(f: A \longrightarrow B) = F(f): F(A) \longrightarrow F(B)$,

496 (b) $F(1_A) = 1_{F(A)}$,

497 (c) $F(g \circ f) = F(g) \circ F(f)$.

498 That is, F respects domains and codomains, identity arrows, and composition.

Definition A3. For categories \mathbf{C}, \mathbf{D} and functors $F, G: \mathbf{C} \longrightarrow \mathbf{D}$ a natural transformation $\vartheta: F \longrightarrow G$ is a family of arrows in \mathbf{D}

$$(\vartheta_C: FC \longrightarrow GC)_{C \in \mathbf{C}}$$

such that, for any $f: C \longrightarrow C'$ in \mathbf{C} , one has $\vartheta_{C'} \circ F(f) = G(f) \circ \vartheta_C$, that is, the following diagram commutes:

$$\begin{array}{ccc} FC & \xrightarrow{\vartheta_C} & GC \\ Ff \downarrow & & \downarrow Gf \\ FC' & \xrightarrow{\vartheta_{C'}} & GC' \end{array}$$

499 **Definition A4.** In any category \mathbf{C} , and object

- 500 • 0 is initial if for any object C there is a unique morphism $0 \longrightarrow C$,
- 501 • 1 is terminal if for any object C there is a unique morphism $C \longrightarrow 1$.

502 **Definition A5.** A subcategory \mathbf{S} of a category \mathbf{C} is a collection of some of the objects and some of
503 the arrows of \mathbf{C} , which includes with each arrow f both the object $\text{dom} f$ and the object $\text{cod} f$, with
504 each object s its identity arrow 1_s and with each pair of composable arrows $s \longrightarrow s' \longrightarrow s''$ their
505 composite.

References

1. Awodey, S. *Category theory*. Oxford University Press Inc., New York, 2010.
2. Babuska, I.; Oden, J. Verification and validation in computational engineering and science: basis concepts, *Computer Methods in Applied Mechanics and Engineering* **2004**, 193, 4057–4066.
3. Behrisch, M.; Kerkhoff, S.; Pöschel, R.; Schneider, F.M.; Siegmund, S. Dynamical systems in categories. *Applied Categorical Structures* **2015**, 25, 29–57.
4. Dutailly, J.C. *Hilbert spaces in modelling of systems*, 47 pages, 2014, HAL Id: hal-00974251.

5. Dutailly, J.C. *Common structures in scientific theories*, 34 pages, 2014, HAL Id: hal-01003869.
6. Foley, J.D.; Breiner, S.; Subrahmanian, E.; Dusel, J.M. Operands for complex system design specification, analysis and synthesis, *Proceedings A of Royal Society* **2021**, 477(2250).
7. Gürlebeck, K.; Hofmann, D.; Legatiuk, D. Categorical approach to modelling and to coupling of models, *Mathematical Methods in the Applied Sciences* **2017**, 40(3), 523–534.
8. Gürlebeck, K.; Nilsson, H.; Legatiuk, D.; Smarsly, K. Conceptual modelling: towards detecting modelling errors in engineering applications, *Mathematical Methods in the Applied Sciences* **2020**, 43, 1243–1252.
9. Gürlebeck, K.; Habetha, K.; Sprößig, W. *Application of holomorphic functions in two and higher dimensions*, Springer International Publishing Switzerland, 2016.
10. Holden, H.; Øksendal, B.; Ubøe, J.; Zhang, T. *Stochastic partial differential equations. A modeling, white noise functional approach*, Springer Science+Business Media, New York, 2010.
11. Kavrakov, I.; Morgenthal, G. A comparative assessment of aerodynamic models for buffeting and flutter of long-span bridges, *Engineering* **2017**, 3, 823–838.
12. Kavrakov, I.; K.; Morgenthal, G. A synergistic study of a CFD and semi-analytical models for aeroelastic analysis of bridges in turbulent wind conditions, *Journal of Fluids and Structures* **2018**, 82, 59–85.
13. Kavrakov, I.; Legatiuk, D.; Gürlebeck, K.; Morgenthal, G. A categorical perspective towards aerodynamic models for aeroelastic analyses of bridges, *Royal Society Open Science* **2019**, 6: 181848.
14. Keitel, H.; Karaki, G.; Lahmer, T.; Nikulla, S.; Zabel, V. Evaluation of coupled partial models in structural engineering using graph theory and sensitivity analysis, *Engineering Structures* **2011**, 33, 3726–3736.
15. Legatiuk, D.; Nilsson, H. Abstract modelling: towards a typed declarative language for the conceptual modelling phase. Proceedings of 8th International Workshop on Equation-Based Object-Oriented Modeling Languages and Tools, Weßling, Germany, 2017.
16. Legatiuk, D.; Smarsly, K. An abstract approach towards modeling intelligent structural systems. Proceedings of 9th European Workshop on Structural Health Monitoring, Manchester, UK, 2018.
17. Lurie, A.I. *Theory of elasticity*, Foundations of engineering mechanics, Springer-Verlag Berlin Heidelberg, 2005.
18. Mac Lane, S. *Categories for the working mathematician*. Springer Science-Verlag, New York, 1978.
19. Nefzi, B.; Schott, R.; Song, Y.Q.; Staples, G.S.; Tsiontsiou, E. An operator calculus approach for multi-constrained routing in wireless sensor networks, Proceedings of the 16th ACM International Symposium on Mobile Ad Hoc Networking and Computing, New York, USA, 2015.
20. Oberkampf, W.L.; Roy, C.J. *Verification and validation in scientific computing*, Cambridge University Press, New York, 2010.
21. Spivak, D.; Kent, R. Ologs: a categorical framework for knowledge representation, *PLoS ONE*, **2012** 7(1): e24274.
22. Vassilyev, S.N. Method of reduction and qualitative analysis of dynamic systems: I, *Journal of Computer and Systems International* **2006**, 17–25.
23. Vassilyev, S.N.; Davydov, A.V.; Zherlov, A.K. Intelligent control via new efficient logics, Proceedings of the 17th World Congress The International Federation of Automatic Control Seoul, Korea, July 6-11, 2008.