

Localization effects due to a random magnetic field on heat transport in a harmonic chain

Gaëtan Cane¹, Junaid Majeed Bhat², Abhishekh Dhar² and Cédric Bernardin^{1,3}

¹ Université Côte d'Azur, CNRS, LJAD, Parc Valrose, 06108 NICE Cedex 02, France

² International Centre for Theoretical Sciences, Bengaluru, India-560089

³ Interdisciplinary Scientific Center Poncelet (CNRS IRL 2615), 119002 Moscow, Russia

Abstract. We consider a harmonic chain of N oscillators in presence of a disordered magnetic field. The ends of the chain are connected to heat baths and we study the effects of the magnetic field randomness on the heat transport. The disorder, in general, causes localization of the normal modes due to which a system becomes insulating. However, for this system, the localization length diverges as the normal mode frequency approaches zero. Therefore, the low frequency modes contribute to the transmission, $\mathcal{T}_N(\omega)$, and the heat current goes down as a power law with the system size, N . This power law is determined by the small frequency behaviour of some Lyapunov exponent, $\lambda(\omega)$, and the transmission in the thermodynamic limit, $\mathcal{T}_\infty(\omega)$. While it is known that in the presence of a constant magnetic field $\mathcal{T}_\infty(\omega) \sim \omega^{3/2}$, $\omega^{1/2}$ depending on the boundary conditions, we find that the Lyapunov exponent for the system behaves as $\lambda(\omega) \sim \omega$ for $\langle B \rangle \neq 0$ and $\lambda(\omega) \sim \omega^{2/3}$ for $\langle B \rangle = 0$. Therefore, we obtain different power laws for current vs N depending on $\langle B \rangle$ and the boundary conditions.

1 Introduction

In his seminal paper [1] Anderson studied the conductance of electrons and explained how the presence of impurities in the metal could reduce drastically the diffusive motion of the electrons up to a complete halt and thus giving place to an insulator. This phenomenon depends strongly on the dimension and the Metal Insulator Transition is not instantaneous with respect to the disorder strength only in dimension greater or equal to three. Nowadays Anderson localization is seen as a generic phenomenon present in disordered media whereby the addition of random defects in the medium has the tendency to localize in space the normal modes of the system. As a consequence it reduces drastically the transport coefficient. Originally Anderson's work took place in a quantum context but the phenomenon he explained appears also in a classical one. In the 70's Lebowitz and others [2, 3, 4, 5] started to investigate the effect of impurities (random masses) on the transport properties of a one dimensional harmonic chain, arguing in particular that the conductivity $\kappa(N)$ of the chain (which is proportional to the system size N for a purely harmonic chain), loses some order

of magnitude because of disorder: $\kappa(N) \sim N^a$, $a < 1$ (see [6] for a mathematical proof). But at the difference with respect to original Anderson localization, the conductivity does not become exponentially small in the system size and, depending on the physical boundary conditions and thermostats, it can vanish ($a < 0$), diverge ($0 < a < 1$) or even converge ($a = 0$) [7, 8, 9]. The reason for this is roughly due to the fact that for disordered harmonic chains, normal modes with frequency ω becomes localized but with a length of localization $\ell(\omega) \sim \omega^{-2}$. The role of thermostats and boundary conditions is more difficult to explain without going into computational details. Hence in disordered harmonic chains low modes have still the possibility to transport energy [10]. The case where the disorder is in the interparticle springs instead of the masses has recently been addressed in [11, 12]. In higher dimension the situation is less understood [13, 14]. More recently there has been a regain of interest for these questions with respect to the effect of nonlinearities [15, 16] or of an energy conserving noise [17, 18, 19, 20].

In this paper we consider an ordered (constant masses) one-dimensional chain of two-dimensional oscillators subject to a constant transverse magnetic field when the oscillators are disorderly charged (or equivalently a chain of oscillators with the same charge but subject to a random magnetic field on the lattice). In [21], by using the Non-Equilibrium Green's Function (NEGF) formalism we obtained an explicit expression of the heat current in the steady state and investigated then the transport properties of such a system when all the charges are the same. We established that transport is ballistic like for ordered harmonic chains. The aim of this paper is therefore to describe the effect of the charge impurities on the behaviour of the conductivity of the system. This will require us to investigate the frequency dependence of the localization lengths of normal modes. We show that due to charge disorder the current shows different scaling with the system size which depends on the boundary conditions as well as on the expectation value of the charge.

This paper is structured as follows: in Sec. 2 we introduce the model and state the results for heat current using the NEGF formalism. We also present numerical results for the transmission function and discuss the effects of localization due to the random magnetic field on the transmission function. In Sec. 3, we use the Green's function expression as a product of random matrices to determine the Lyapunov exponents. We also present numerical results for Lyapunov exponents which are consistent with our theoretical results. Using the results for the Lyapunov exponents, we finally determine the size dependence of the mean of the heat current in Sec. 4 and show that numerical calculations for the current agree with it. We conclude in Sec. 5.

2 The Model and heat current by NEGF

2.1 The model

We consider a chain of N harmonic oscillators each having two transverse degree's of freedom so that every oscillator is free to move in a plane perpendicular to the length of the chain. We choose the plane of motion to be the $x-y$ plane and denote the positions and momenta of the n^{th} oscillator by (x_n, y_n) and (p_n^x, p_n^y) respectively, with $n = 1, 2, \dots, N$. The oscillators are assumed to have unit masses and each carry a positive unit charge. We consider a magnetic field $\vec{B}_n = B_n \vec{e}_z$ perpendicular to the plane of motion which can be obtained from a vector potential $\vec{A}_n = (-B_n y_n, B_n x_n, 0)$ at each lattice site. In this paper, we assume that $(B_n)_n$ form a sequence of independent identically distributed random variables with average $\langle B \rangle$ and variance σ^2 . The Hamiltonian of the chain is given by:

$$H = \sum_{n=1}^N \frac{(p_n^x + B_n y_n)^2 + (p_n^y - B_n x_n)^2}{2} + \sum_{n=0}^N \frac{(x_{n+1} - x_n)^2 + (y_{n+1} - y_n)^2}{2},$$

where the inter particle spring constant has been fixed to 1. We will consider the two different boundary conditions: (i) fixed boundaries with $x_0 = x_{N+1} = 0$ and (ii) free boundaries with $x_0 = x_1$, $x_N = x_{N+1}$. In order to study heat current through this system, we consider the 1st and the N^{th} oscillators to be connected to heat reservoirs at temperatures T_L and T_R respectively. The heat reservoirs are modelled using dissipative and noise terms leading to the following Langevin equations of motion:

$$\ddot{x}_n = (x_{n+1} + x_{n-1} - c_n x_n) + B_n \dot{y}_n + \eta_L^x(t) \delta_{n,1} + \eta_R^x(t) \delta_{n,N} - (\gamma \delta_{n,1} + \gamma \delta_{n,N}) \dot{x}_n, \quad (1)$$

$$\ddot{y}_n = (y_{n+1} + y_{n-1} - c_n y_n) - B_n \dot{x}_n + \eta_L^y(t) \delta_{n,1} + \eta_R^y(t) \delta_{n,N} - (\gamma \delta_{n,1} + \gamma \delta_{n,N}) \dot{y}_n. \quad (2)$$

for $n = 1, 2, \dots, N$. Here $\eta_L(t) := (\eta_L^x(t), \eta_L^y(t))$ and $\eta_R(t) := (\eta_R^x(t), \eta_R^y(t))$ are Gaussian white noise terms acting on the 1st and N^{th} oscillators respectively. These follow the regular white noise correlations, $\langle \eta_{L/R}(t) \eta_{L/R}(t') \rangle = \sqrt{2\gamma T_{L/R}} \delta(t-t')$ (Boltzmann's constant is fixed to one to simplify), where γ is the dissipation strength at the reservoirs. The coefficients c_n fix the boundary conditions of the problem. For fixed boundaries $c_n = 2$ for all n , while for free boundary conditions $c_n = 2 - \delta_{n,1} - \delta_{n,N}$.

2.2 Heat current

In [21], by using the non-equilibrium Green function formalism, we obtained an exact expression for the heat current, J_N , in the steady state of the chain. More exactly, let us define the processes $(f_n^\pm)_{n \geq 0}$ and $(g_n^\pm)_{n \geq 0}$ as

$$\begin{aligned} f_{n+1}^\pm &= (c_{n+1} - \omega^2 \pm \omega B_{n+1}) f_n^\pm - f_{n-1}^\pm, & f_0^\pm &= 1, & f_1^\pm &= c_1 - \omega^2 \pm \omega B_1, \\ g_{n+1}^\pm &= (c_{n+1} - \omega^2 \pm \omega B_{n+1}) g_n^\pm - g_{n-1}^\pm, & g_0^\pm &= 0, & g_1^\pm &= 1. \end{aligned} \quad (3)$$

Then we introduce

$$F_N^\pm := F_N^\pm(\omega) = f_N^\pm + i\gamma\omega(g_N^\pm + f_{N-1}^\pm) - \gamma^2\omega^2 g_{N-1}^\pm, \quad (4)$$

and the heat current is equal to

$$J_N = (T_L - T_R) \int_{-\infty}^{\infty} d\omega \mathcal{T}_N(\omega) = (T_L - T_R) \int_0^{\infty} d\omega \mathcal{T}_N(\omega) \quad (5)$$

with the net transmission function \mathcal{T}_N defined for any frequency ω by

$$\mathcal{T}_N(\omega) := \frac{2\gamma^2}{\pi} \omega^2 \left[\frac{1}{|F_N^+(\omega)|^2} + \frac{1}{|F_N^-(\omega)|^2} \right]. \quad (6)$$

We denote by $\langle J_N \rangle$ the expectation of the heat current with respect to the magnetic field distribution $\langle \cdot \rangle$ and our goal is to understand its scaling behavior in N .

Observe that the stochastic processes $(f_n^-)_{n \geq 0}$ and $(g_n^-)_{n \geq 0}$ are defined in terms of the two dimensional discrete time Markov chain $(U_n)_{n \geq 0}$ given by

$$U_{n+1} = \begin{pmatrix} 2 - \omega^2 - \omega B_{n+1} & -1 \\ 1 & 0 \end{pmatrix} U_n, \quad \text{where } U_n := \begin{pmatrix} u_n \\ u_{n-1} \end{pmatrix}, \quad (7)$$

by choosing suitable initial conditions. By replacing the B_n 's by $-B_n$'s in the last display, we see that $(f_n^+)_{n \geq 0}$ and $(g_n^+)_{n \geq 0}$ can also be expressed in terms of $(U_n)_{n \geq 0}$. The state of the Markov chain is nothing but the result of a product of 2×2 product of independent and identically distributed random matrices. Roughly, the behaviour of F_N^\pm is related to the growth of $\|U_N\|$ which will be in the form $e^{2\lambda(\omega)N}$ where

$$\lambda(\omega) = \lim_{n \rightarrow \infty} \frac{1}{2n} \langle \log \|U_n(\omega)\| \rangle = \lim_{n \rightarrow \infty} \frac{1}{n} \langle \log |u_n(\omega)| \rangle > 0 \quad (8)$$

is half the Lyapunov exponent associated to the Markov chain $(U_n)_{n \geq 0}$, or equivalently of the corresponding product of random matrices. The limit exists by Furstenberg's Theorem [22], is non-negative, independent of the initial condition U_0 and the limit holds in fact also for any realisation and not only by averaging over the magnetic field distribution.

For now we quickly discuss the effect of localization due to the random magnetic field on the heat transport and the need for calculating the Lyapunov exponent $\lambda(\omega)$ for small frequencies ω .

2.3 Effect of localization due to random magnetic field on the net Transmission

Using Eq. (6), we can calculate the net transmission $\mathcal{T}_N(\omega)$ for any spatial configuration of the magnetic field using a computer programme. In Fig. (1a) and Fig. (1b) we plot the net transmission function with ω for a uniform magnetic field and for a random magnetic field

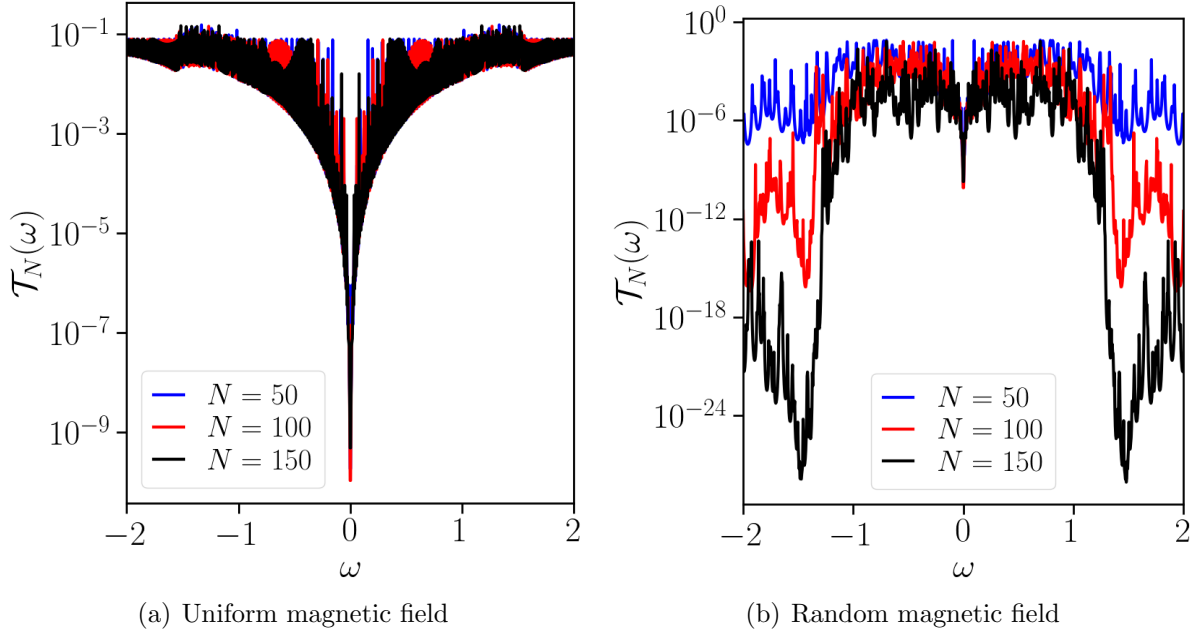


Figure 1: Variation of the net transmission, in units of $k_B = 1$, with ω for uniform magnetic field, panel (a), and random magnetic field, panel (b). The axes are in log scale and $\gamma = 0.2$. The magnetic field in (a) is set to be 1 on all oscillators and in (b) it was chosen randomly from the interval $(0,2)$. As can be seen clearly from the plots, the localization effects cause suppression of the transmission.

for different system sizes respectively. On comparison of the two plots, we can see that the randomness causes suppression of the net transmission and also the net transmission for the random magnetic field case goes down with system size while the system size has nearly no effect on the transmission for the uniform magnetic field. The suppression in case of random magnetic field is due to localization of the normal modes of the system. The normal modes of energy ω get exponentially localized due to randomness with a localization length given by $1/\lambda(\omega)$ where $\lambda(\omega)$ is the Lyapunov exponent defined in Eq. (8). As a result of this they a priori do not contribute to the transmission. However, note that the transmission for random magnetic field is higher near $\omega = 0$ and goes down as we move away which means that the normal modes with energies closer to $\omega = 0$ have larger localization length, i.e. $\lambda(\omega) \rightarrow 0$ as $\omega \rightarrow 0$. Since we are eventually interested in the size dependence of the current, for large N , which is the integral of the transmission over all ω , we can reduce the integration limit to values of ω for which localization length is greater than the system size. The other ω values for which the localization length is less than the system size the transmission would be zero. So, we cut off the integral limit to $\omega = \omega_{max}^N$ where $1/\lambda(\omega_{max}^N) = N$ and the current would then be given by,

$$\langle J_N \rangle \approx 2(T_L - T_R) \int_0^{\omega_{max}^N} d\omega \lim_{N \rightarrow \infty} \langle \mathcal{T}_N(\omega) \rangle = 2(T_L - T_R) \int_0^{\omega_{max}^N} d\omega \mathcal{T}_\infty(\omega) . \quad (9)$$

The frequency ω_{max}^N would be very small for large N , and therefore to determine the size dependence of the current we would need small ω behaviour of $\mathcal{T}_\infty(\omega)$ and $\lambda(\omega)$. $\mathcal{T}_\infty(\omega)$ is sensitive to boundary conditions and could be determined by considering the chain in a uniform magnetic field given by $\langle B \rangle$. In [21], we proved that for $\langle B \rangle \neq 0$, $\mathcal{T}_\infty(\omega) \sim \omega^{3/2}$ and $\sim \omega^{1/2}$ for fixed and free boundaries respectively, while for $\langle B \rangle = 0$ it goes as ω^2 and ω^0 for the two boundary conditions respectively. Hence we need to determine the small ω behaviour of $\lambda(\omega)$. We now proceed to the next section where we discuss the Lyapunov exponents of this equation.

3 Analysis of the Lyapunov exponents

In this section we present theoretical and numerical results on the asymptotics of Lyapunov exponents for small ω for the Markov processes defined by Eq. (7). The Lyapunov exponents are independent of the boundary conditions – so for this section we only work with fixed boundary conditions by setting $c_n = 2$ for all n – and of the initial condition of the process – i.e. it is the same for f_n^\pm and g_n^\pm . We show that Eq. (7) has three different behaviors for the Lyapunov exponent depending on the expected value $\langle B \rangle$ of the random magnetic field. For $\langle B \rangle > 0$ the Lyapunov exponent satisfies $\lambda(\omega) \sim \omega$ and for $\langle B \rangle < 0$, $\lambda(\omega) \sim \omega^{1/2}$. However, for $\langle B \rangle = 0$, $\lambda(\omega) \sim \omega^{2/3}$. Similar Lyapunov exponent behaviours are found for a harmonic oscillator with parametric noise, [23] and we will see that Eq. (7) could be written exactly in this form in the continuum limit.

3.1 Theoretical results for Lyapunov exponents

Let $(z_t)_{t \geq 0} \in \mathbb{R}^2$ be the solution of the following stochastic differential equation (with arbitrary initial condition)

$$\dot{z}_t = A_0 z_t + \varepsilon \sigma \xi_t A_1 z_t, \quad (10)$$

where ε is a small positive parameter, $\sigma > 0$ a constant, ξ_t a one dimensional standard white noise and A_0 and A_1 are 2×2 matrices such that

$$A_0 = \begin{pmatrix} 0 & 1 \\ -c & 0 \end{pmatrix}, \quad A_1 = \begin{pmatrix} 0 & 0 \\ -1 & 0 \end{pmatrix} \quad \text{with } c \in \mathbb{R}.$$

The Lyapunov exponent $\lambda_z(\varepsilon)$ of the process $(z_t)_{t \geq 0}$ is defined by

$$\lambda_z(\varepsilon) = \lim_{t \rightarrow \infty} \frac{1}{t} \langle \log \|z_t\| \rangle, \quad (11)$$

where $\langle \cdot \rangle$ denotes the expectation with respect to the white noise. It is proved in Appendix A that if we denote $z_t = (u_t, v_t)^\perp$ then we have the Lyapunov exponent for $(u_t)_{t \geq 0}$ is the same as for $(z_t)_{t \geq 0}$:

$$\lambda_z(\varepsilon) = \lim_{t \rightarrow \infty} \frac{1}{t} \langle \log |u_t| \rangle. \quad (12)$$

The following result, proved in [24], gives the behaviour of the Lyapunov exponent $\lambda_z(\varepsilon)$ for small noise

- (i) If $c = 0$ then $\lambda_z(\varepsilon) = \hat{\lambda}(\sigma)\varepsilon^{2/3}$ where $\hat{\lambda}(\sigma)$ is defined in Eq. (A.9) .
- (ii) If $c > 0$ then $\lambda_z(\varepsilon) \sim \frac{\sigma^2}{8c}\varepsilon^2$.
- (iii) If $c < 0$ then $\lambda_z(\varepsilon) \sim \sqrt{|c|}$.

A sketch of the proof of this result is given in Appendix A.

Consider now Eq. (7) defining the discrete time Markov chain $U_n = (u_n, u_{n-1})^\top$ and rewrite it in the following form, for small ω ,

$$u_{n+1} + u_{n-1} - 2u_n = -\omega\langle B \rangle u_n - \omega(B_{n+1} - \langle B \rangle)u_n + \mathcal{O}(\omega^2) .$$

In the continuum limit, the discrete time process $(u_n)_{n \geq 0}$ becomes then the continuous time process $(u_t)_{t \geq 0}$ solution of

$$\ddot{u}_t = -\omega\langle B \rangle u_t - \omega\sigma\xi_t u_t \quad (13)$$

where $(\xi_t)_{t \geq 0}$ is a standard white noise and σ^2 the variance of the B_n . Defining $w_t = (u_t, \dot{u}_t)^\top$ we see that the previous equation reads

$$\dot{w}_t = \begin{pmatrix} 0 & 1 \\ -\omega\langle B \rangle & 0 \end{pmatrix} w_t + \sigma\omega\xi_t \begin{pmatrix} 0 & 0 \\ -1 & 0 \end{pmatrix} w_t . \quad (14)$$

We are interested in the Lyapunov exponent of the process $(u_t)_{t \geq 0}$ (or equivalently of the process $(w_t)_{t \geq 0}$ as said before):

$$\lambda_w(\omega) = \lim_{t \rightarrow \infty} \frac{1}{t} \langle \log \|w_t\| \rangle = \lim_{t \rightarrow \infty} \frac{1}{t} \langle \log |u_t| \rangle \quad (15)$$

the Lyapunov exponent associated to the processes $(w_t)_{t \geq 0}$ and $(u_t)_{t \geq 0}$.

Eq. (14) looks similar to Eq. (10) but to fit perfectly with Eq. (10) we perform the time scaling

$$\tilde{u}_t = u_t / \sqrt{\omega}$$

in Eq. (13) which gives by scaling invariance of white noise

$$\ddot{\tilde{u}}_t = -\langle B \rangle \tilde{u}_t - \omega^{1/4} \sigma \xi_t \tilde{u}_t \quad (16)$$

or equivalently for $\tilde{z}_t = (\tilde{u}_t, \dot{\tilde{u}}_t)^\top$ the equation

$$\dot{\tilde{z}}_t = \begin{pmatrix} 0 & 1 \\ -\langle B \rangle & 0 \end{pmatrix} \tilde{z}_t + \sigma\omega^{1/4}\xi_t \begin{pmatrix} 0 & 0 \\ -1 & 0 \end{pmatrix} \tilde{z}_t . \quad (17)$$

With the previous notation we have hence

$$\lambda_w(\omega) = \sqrt{\omega} \lambda_{\tilde{z}}(\omega^{1/4}) . \quad (18)$$

Eq. (17) fits perfectly Eq. (10) with $c = \langle B \rangle$ and $\varepsilon = \omega^{1/4}$. Then using point (i), (ii) and (iii) of Eq. (10) and Eq. (18) we get

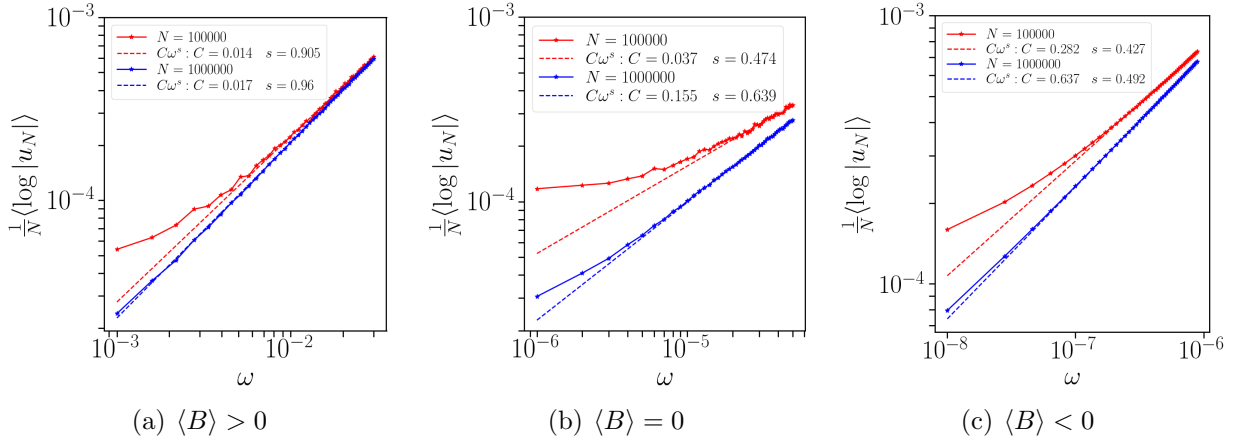


Figure 2: Variation of numerically calculated Lyapunov exponent, $\lambda = \frac{1}{N} \langle \log |u_N| \rangle$, with ω . $\langle \log |u_N| \rangle$ denotes average of $\log |u_N|$ over 100 realizations of the random magnetic field. For (a), (b) and (c) the magnetic fields were chosen randomly from the intervals $(0, 1)$, $(-1, 1)$ and $(-1, 0)$ respectively. The solid line is the data from the simulation while the dashed line is a power law fit, $C\omega^s$, to the data with C and s as fitting parameters. The obtained values of the fitting parameters agree appreciably with the theoretical values.

- (i) If $\langle B \rangle = 0$, $\lambda_w(\omega) = \hat{\lambda}(\sigma)\omega^{2/3}$ where $\hat{\lambda}(\sigma)$ is defined in Eq. (A.9) .
- (ii) If $\langle B \rangle > 0$, $\lambda_w(\omega) \sim \frac{\sigma^2}{8\langle B \rangle} \omega$.
- (iii) If $\langle B \rangle < 0$, $\lambda_w(\omega) \sim \sqrt{|\langle B \rangle|} \omega^{1/2}$.

It makes sense to believe that $\lambda(\omega)$ defined by Eq. (8) and $\lambda_w(\omega)$ defined by Eq. (15) have roughly the same behaviour as $\omega \rightarrow 0$ but a strong theoretical argument supporting this belief is missing. However, in the case $\langle B \rangle > 0$, we can obtain directly the behaviour of $\lambda(\omega)$ by following the approach of [25] and we observe then a good agreement at first order between $\lambda(\omega)$ and $\lambda_w(\omega)$, not only at the level of the exponent in ω but also at the level of the prefactor, see Table 1. Unfortunately we were not able to carry this approach for $\langle B \rangle < 0$ or $\langle B \rangle = 0$ and we decided hence to not pursue this approach. However numerical results presented in the next section support strongly the claim that $\lambda(\omega) \sim \lambda_w(\omega)$ for $\omega \rightarrow 0$.

3.2 Numerical results for Lyapunov exponents

We numerically calculate the Lyapunov exponents by using Eq. (3) to generate u_N for 100 realizations of the random magnetic field. The Lyapunov exponent would then be given by $\lambda = \frac{1}{N} \langle \log |u_N| \rangle$, where N is the number of oscillators. We plot in Fig. (2), the numerical data thus obtained for different ω and the power law fit, $C\omega^s$, for the data with C and s as fitting parameters. We see that the values of s obtained for the three cases, $\langle B \rangle > 0$, $\langle B \rangle < 0$ and $\langle B \rangle = 0$, agree reasonably well with the theoretically expected values. The prefactor,

Case	Range of B_n	$s : \lambda(\omega) \sim C\omega^s$	C	$C_{\text{theoretical}}$
$\langle B \rangle > 0$ $\lambda(\omega) \sim \frac{\sigma^2}{8\langle B \rangle} \omega$	(0, 0.25)	0.986	0.0045	0.0052
	(0, 0.5)	0.999	0.0102	0.0104
	(0, 0.75)	1.0005	0.0156	0.0156
$\langle B \rangle < 0$ $\lambda(\omega) \sim \sqrt{ \langle B \rangle } \omega^{1/2}$	(-0.25, 0)	0.492	0.315	0.353
	(-0.5, 0)	0.492	0.444	0.5
	(-0.75, 0)	0.491	0.532	0.612
$\langle B \rangle = 0$ $\lambda(\omega) = \hat{\lambda}(\sigma) \omega^{2/3}$	(-0.25, 0.25)	0.658	0.079	0.084
	(-0.5, 0.5)	0.658	0.127	0.134
	(-0.75, 0.75)	0.649	0.167	0.180

Table 1: Comparison of analytical prefactor for the three cases with the numerical prefactor. For this table, $N = 10^7$.

C , obtained for the three cases also seems to agree with the expected values from theory, see Table 1.

We have the behaviour of the Lyapunov exponents at small ω for Eq. (3) and we found this to be different depending on the expectation of the random magnetic field. The transmission is determined by f_N^+ as well as f_N^- and these two have different Lyapunov exponents for $\langle B \rangle \neq 0$, therefore the larger of the two exponents will dominate in the transmission. This is the Lyapunov exponent for f_N^- for $\langle B \rangle > 0$. For $\langle B \rangle = 0$, f_N^+ and f_N^- have same Lyapunov exponent and so will be the Lyapunov exponent for the transmission. In the next section, we determine the size dependence of the current using these results for the Lyapunov exponents.

4 Size dependence of the current

We now have the small ω behaviour of $\lambda(\omega)$ for the transmission. We found this to be different for $\langle B \rangle \neq 0$ and $\langle B \rangle = 0$, so we expect different power laws for the current for the two cases. The boundary conditions will also play a role in the power law via the small ω behaviour of $\mathcal{T}_\infty(\omega)$. We therefore take the cases $\langle B \rangle \neq 0$ and $\langle B \rangle = 0$ separately for the two boundary conditions.

Fixed boundary conditions:

- (a) For $\langle B \rangle \neq 0$, $\mathcal{T}_\infty(\omega) \sim \omega^{3/2}$ and $\lambda(\omega) \sim \omega$. Therefore using these in Eq. (9) we have $\langle J_N \rangle \sim 1/N^{5/2}$.
- (b) For $\langle B \rangle = 0$, $\mathcal{T}_\infty(\omega) \sim \omega^2$ and $\lambda(\omega) \sim \omega^{2/3}$ which gives $\langle J_N \rangle \sim 1/N^{9/2}$.

Boundary Conditions	Average magnetic field	$\mathcal{T}_\infty(\omega)$	$\lambda(\omega)$	Power law for the current $\langle J_N \rangle$
Fixed	$\langle B \rangle \neq 0$	$\sim \omega^{3/2}$	$\sim \omega$	$\sim 1/N^{5/2}$
Fixed	$\langle B \rangle = 0$	$\sim \omega^2$	$\sim \omega^{2/3}$	$\sim 1/N^{9/2}$
Free	$\langle B \rangle \neq 0$	$\sim \omega^{1/2}$	$\sim \omega$	$\sim 1/N^{3/2}$
Free	$\langle B \rangle = 0$	$\sim \omega^0$	$\sim \omega^{2/3}$	$\sim 1/N^{3/2}$

Table 2: Power law for the current for different boundary conditions and average magnetic fields.

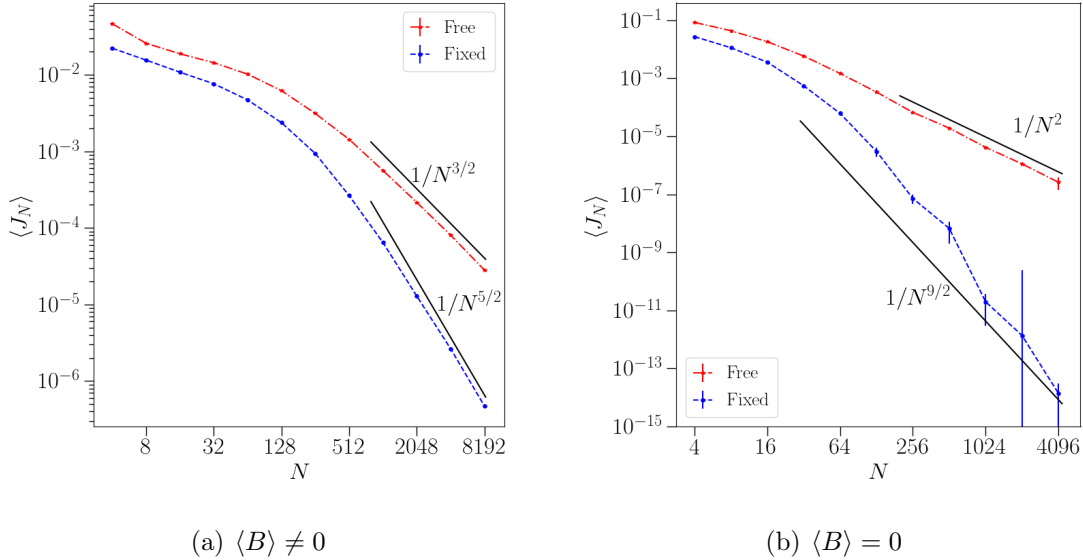


Figure 3: Numerically obtained power laws for the average current, averaged over 100 realizations of the disorder, with fixed and free boundary conditions. For $\langle B \rangle > 0$, B_n is chosen from $(1, 3)$ while for $\langle B \rangle = 0$, B_n is chosen from $(-2, 2)$.

Free boundary conditions:

(a) For $\langle B \rangle \neq 0$, $\mathcal{T}_\infty(\omega) \sim \omega^{1/2}$ and $\lambda(\omega) \sim \omega$ which gives $\langle J_N \rangle \sim 1/N^{3/2}$.

(b) For $\langle B \rangle = 0$, $\mathcal{T}_\infty(\omega) \sim \omega^0$ and $\lambda(\omega) \sim \omega^{2/3}$ which gives $\langle J_N \rangle \sim 1/N^{3/2}$.

The results are summarized in Table 1. Fig (3) shows the numerically obtained power laws for $\langle B \rangle \neq 0$ and $\langle B \rangle = 0$. We see a reasonable agreement with the theoretically expected power laws except for the case with $\langle B \rangle = 0$ and free BC, where we get $\langle J_N \rangle \sim 1/N^2$ instead of the expected $\langle J_N \rangle \sim 1/N^{3/2}$. Numerically, the power laws are obtained by calculating $\mathcal{T}_N(\omega)$ for different ω and then performing the integration numerically. We expect to see the power law behaviour at some large enough N . However, $\mathcal{T}_N(\omega)$ contains extremely sharp peaks with their widths going down exponentially with the system size. This increases the error in the numerical calculation of the current. This can be seen for the case of $\langle B \rangle = 0$ where the errors are so large that power law could not be seen clearly.

5 Conclusion

We considered a harmonic chain of charged particles in presence of random magnetic fields and derived power laws for the current with respect to the system size. The power laws were found to be sensitive to boundary conditions and the expectation value of the magnetic field. This is due to the different behaviour of the Lyapunov exponent $\lambda(\omega)$ and $\mathcal{T}_\infty(\omega)$ for small frequency ω .

The behaviour of $\mathcal{T}_\infty(\omega)$ was obtained in our previous paper [21] by using the Non-Equilibrium Green Function approach. It was found there that its behaviour depends strongly on the presence or not of the magnetic field but also on the boundary conditions imposed. To estimate the Lyapunov exponent we mapped the discrete time process which determines the Green's functions to the motion of a harmonic oscillator with parametric noise. This not only revealed an interesting connection between the Lyapunov exponents of the two systems but also showed that the Lyapunov exponent have different behaviour for different expectation value of the magnetic field. For $\langle B \rangle > 0$, $\langle B \rangle = 0$ and $\langle B \rangle < 0$ we find that the Lyapunov exponents were of order ω , $\omega^{2/3}$ and $\omega^{1/2}$ respectively. These behaviours of the Lyapunov exponent were also checked numerically.

Using the results for the $\mathcal{T}_\infty(\omega)$ and $\lambda(\omega)$, we find three different power laws for the current depending on the expectation value of the magnetic field and the boundary conditions. For free boundary conditions the current goes down as $1/N^{3/2}$ irrespective of the expectation of the magnetic field. However, for fixed boundary conditions it goes down as $1/N^{3/2}$ and $1/N^{9/2}$ for $\langle B \rangle \neq 0$ and $\langle B \rangle = 0$ respectively.

Appendix A Lyapunov exponent for a harmonic oscillator with parametric noise

In order to obtain an expansion of $\lambda_z(\varepsilon)$ we follow the strategy developed by Pardoux et al. in [26] and by Wihstutz in [27]. The first step of the proof is to use the ergodic theorem to obtain an explicit formula (see Eq. (A.6)) for $\lambda_z(\varepsilon)$ instead of Eq. (11). In the second step we perform a perturbation analysis in ε with this new expression.

First we express the solution of the 2-dimensional SDE $(z_t)_{t \geq 0}$ in terms of a 1-dimensional SDE. Define $(\theta_t)_{t \geq 0}$ to be the solution of

$$\dot{\theta}_t = h_0(\theta_t) + \frac{1}{2}\varepsilon^2 \partial_\theta h_1(\theta_t) h_1(\theta_t) + \varepsilon h_1(\theta_t) \xi_t, \quad (\text{A.1})$$

with

$$h_0(\theta) = \sin^2(\theta)(c-1) - c \quad \text{and} \quad h_1(\theta) = -\sigma \cos^2(\theta). \quad (\text{A.2})$$

One can check that

$$z_t = R_t (\cos(\theta_t), \sin(\theta_t))^\top$$

where

$$R_t = \|z_0\| \exp \left(\int_0^t [q_0(\theta_\tau) + \varepsilon^2 r(\theta_\tau)] d\tau - \varepsilon \int_0^t q_1(\theta_\tau) \xi_\tau d\tau \right), \quad (\text{A.3})$$

with

$$q_0(\theta) = (1 - c) \cos(\theta) \sin(\theta), \quad q_1(\theta) = \sigma^2 \cos(\theta) \sin(\theta), \quad (\text{A.4})$$

$$r(\theta) = \frac{\sigma^2 \cos^2(\theta)}{2} [2 \cos^2(\theta) - 1]. \quad (\text{A.5})$$

Observe that $\|z_t\| = R_t$. Moreover, since in Eq. (A.1) the noise is vanishing exactly at the points $\theta_k^* = (2k + 1)\pi/2$, $k \in \mathbb{Z}$, and that the drift in Eq. (A.1) at θ_k^* is equal to -1 , we see that starting from $\theta_0 \in [\theta_{k-1}^*, \theta_k^*)$ the process $(\theta_t)_{t \geq 0}$ will pass successively in the intervals $\theta_0 \in [\theta_\ell^*, \theta_{\ell+1}^*)$ for $\ell \leq k - 1$ without coming back to an interval previously visited. This defines a sequence of random times $t_\ell = \inf\{t \geq 0; \theta_t \in [\theta_{k-\ell-1}^*, \theta_{k-\ell}^*)\}$ for $\ell \geq 0$ with $t_0 = 0$. The process is thus clearly not ergodic. A simple way to restore this ergodicity (that will be needed later) is to consider the process $(\tilde{\theta}_t)_{t \geq 0}$, living in $[-\pi/2, \pi/2)$, and defined by $\tilde{\theta}_t = \theta_t + (k - \ell)\pi$ for $t \in [t_\ell, t_{\ell+1})$. The process $\tilde{\theta}_t$ satisfies the same stochastic differential equation as $(\theta_t)_{t \geq 0}$ but when it reaches $-\pi/2$ it is immediately reset to $\pi/2$. Equivalently $(\tilde{\theta}_t)_{t \geq 0}$ is solution of Eq. (A.1) but seen as a SDE on the torus $[-\pi/2, \pi/2)$ where the two end points of the interval have been identified. The process $(\tilde{\theta}_t)_{t \geq 0}$ has now the nice property to be ergodic. We denote by $\rho_\varepsilon(\theta)d\theta$ its invariant measure which is computed below. Observe moreover that Eq. (A.3) still holds by replacing θ by $\tilde{\theta}$ because the functions q_0, q_1, r are π -periodic. In order to keep notation simple we denote in the sequel the process $\tilde{\theta}$ by θ .

By definition (11) of Lyapunov exponent and Eq. (A.3) we get that

$$\begin{aligned} \lambda_z(\varepsilon) &= \lim_{t \rightarrow \infty} \frac{1}{t} \left\langle \int_0^t [q_0(\theta_\tau) + \varepsilon^2 r(\theta_\tau)] d\tau + \varepsilon \int_0^t q_1(\theta_\tau) \xi_\tau d\tau \right\rangle \\ &= \lim_{t \rightarrow \infty} \frac{1}{t} \left\langle \int_0^t [q_0(\theta_\tau) + \varepsilon^2 r(\theta_\tau)] d\tau \right\rangle, \end{aligned}$$

since $\langle \int_0^t q_1(\theta_\tau) \xi_\tau d\tau \rangle = 0$. Then by using the ergodic theorem we obtain

$$\lambda_z(\varepsilon) = \int_{-\pi/2}^{\pi/2} [q_0(\theta) + \varepsilon^2 r(\theta)] \rho_\varepsilon(\theta) d\theta. \quad (\text{A.6})$$

The expansion in ε for $\lambda_z(\varepsilon)$ can then be obtained from the expansion of ρ_ε .

Before doing this we prove Eq. (12), i.e. that the process $(z_t)_{t \geq 0} = ((u_t, v_t)^\top)_{t \geq 0}$ and the process $(u_t)_{t \geq 0}$ have the same Lyapunov exponent. By definition we have

$$\lim_{t \rightarrow \infty} \frac{1}{t} \langle \log |u_t| \rangle = \lim_{t \rightarrow \infty} \frac{1}{t} \langle \log \|z_t\| \rangle + \lim_{t \rightarrow \infty} \frac{1}{t} \langle \log |\cos(\theta_t)| \rangle. \quad (\text{A.7})$$

Since (θ_t) is an ergodic process we obtain that

$$\lim_{t \rightarrow \infty} \frac{1}{t} \langle \log |\cos(\theta_t)| \rangle = \lim_{t \rightarrow \infty} \frac{1}{t} \int_{-\pi/2}^{\pi/2} \rho_\varepsilon(\theta) \log (|\cos(\theta)|) d\theta = 0 .$$

This proves the claim.

Let us now compute ρ_ε which is the solution of the stationary Fokker-Planck equation

$$\partial_\theta \left[\frac{\varepsilon^2}{2} \partial_\theta (h_1^2 \rho_\varepsilon) - (h_0 + \frac{\varepsilon^2}{2} h_1 \partial_\theta h_1) \rho_\varepsilon \right] = 0 . \quad (\text{A.8})$$

If we look for a solution such that $\frac{\varepsilon^2}{2} \partial_\theta (h_1^2 \rho_\varepsilon) - (h_0 + \frac{\varepsilon^2}{2} h_1 \partial_\theta h_1) \rho_\varepsilon = 0$ we get $\rho_\varepsilon(\theta) \propto \cos^{-2}(\theta) e^{-\frac{2\varepsilon^{-2}}{3\sigma^2} \tan^3(\theta) - \frac{2c\varepsilon^{-2}}{\sigma^2} \tan(\theta)}$ which is not normalisable. Hence we have to look for a normalisable solution such that $\frac{\varepsilon^2}{2} \partial_\theta (h_1^2 \rho_\varepsilon) - (h_0 + \frac{\varepsilon^2}{2} h_1 \partial_\theta h_1) \rho_\varepsilon = A$ for some constant A . We get then that

$$\rho_\varepsilon(\theta) = Z_\varepsilon^{-1} v_\varepsilon(\theta) \cos^{-2}(\theta) \int_{-\infty}^{\tan(\theta)} \exp \left(\frac{2\varepsilon^{-2}}{3\sigma^2} u^3 + \frac{2c\varepsilon^{-2}}{\sigma^2} u \right) du$$

with

$$v_\varepsilon(\theta) = \exp \left\{ -\frac{2\varepsilon^{-2}}{3\sigma^4} \tan^3(\theta) - \frac{2c\varepsilon^{-2}}{\sigma^4} \tan(\theta) \right\}$$

and Z_ε the partition function making ρ_ε a probability. Injecting this in Eq. (A.6) we may derive the results claimed by a careful saddle point analysis. We prefer instead to rely on a more heuristic analysis to bypass boring computations.

It is natural to expect that as $\varepsilon \rightarrow 0$ the stationary measure $\rho_\varepsilon(\theta) d\theta$ will converge to the one of $\dot{\theta}_t = h_0(\theta_t)$ (i.e. Eq. (A.1) with $\varepsilon = 0$). However as we will see this deterministic dynamical system has different behaviours depending on the value of c and that in some cases we have also to compute the next order corrections.

If $c > 0$, the deterministic dynamical system has a unique invariant state $\rho_0(\theta) d\theta$ with $\rho_0(\theta) = -\frac{\sqrt{c}}{\pi} h_0^{-1}(\theta)$ because h_0 never vanishes on $[-\pi/2, \pi/2]$. Hence $\rho_\varepsilon \rightarrow \rho_0$ as $\varepsilon \rightarrow 0$. However, since $\int_0^\pi q_0(\theta) \rho_0(\theta) d\theta = 0$, we have to expand ρ_ε at order ε^2 to obtain the behavior of λ_ε in Eq. (A.6). Let us assume that $\rho_\varepsilon = \rho_0 + \varepsilon^2 \delta \rho_0 + o(\varepsilon^2)$, inject this in Eq. (A.8) and identify the powers in ε . We obtain that

$$\partial_\theta [h_0 (\delta \rho_0)] = \frac{1}{2} \partial_\theta [\partial_\theta (h_1^2 \rho_0) - (h_1 \partial_\theta h_1) \rho_0]$$

which implies, since $\int_{-\pi/2}^{\pi/2} (\delta \rho_0)(\theta) d\theta = 0$ that

$$\delta \rho_0 = \frac{A}{h_0} + \frac{1}{2h_0} [\partial_\theta (h_1^2 \rho_0) - (h_1 \partial_\theta h_1) \rho_0] .$$

We deduce that

$$\delta\rho_0 = \frac{A}{h_0} + \frac{\sigma^2\sqrt{c}}{\pi} \left(\frac{\sin(\theta)\cos^3(\theta)}{h_0^2} + (c-1) \left(\frac{\cos^5(\theta)\sin(\theta)}{h_0^3(\theta)} \right) \right).$$

Since $\int_{-\pi/2}^{\pi/2} (\delta\rho_0)(\theta)d\theta = 0$ we obtain $A = 0$ and

$$\delta\rho_0 = \frac{\sigma^2\sqrt{c}}{\pi} \left(\frac{\sin(\theta)\cos^3(\theta)}{h_0^2} + (c-1) \left(\frac{\cos^5(\theta)\sin(\theta)}{h_0^3(\theta)} \right) \right).$$

Hence we get that

$$\lambda_z(\varepsilon) = \varepsilon^2 \int_{-\pi/2}^{\pi/2} (r(\theta)\rho_0(\theta) + q_0(\theta)\delta\rho_0(\theta)) d\theta + o(\varepsilon^2).$$

By the change of variable $x = \tan(\theta)$ we get

$$\begin{aligned} \int_{-\pi/2}^{\pi/2} r(\theta)\rho_0(\theta)d\theta &= \frac{\sigma^2\sqrt{c}}{2\pi} \int_{-\infty}^{\infty} \frac{x^2-1}{(1+x^2)(x^2+c)} dx = \frac{\sigma^2}{2(\sqrt{c}+1)^2}. \\ \int_{-\pi/2}^{\pi/2} q_0(\theta)\delta\rho_0(\theta)d\theta &= \sigma^2 \left(\frac{(4\sqrt{c}+1)(c-1)^2}{8(\sqrt{c}+1)^4c} + \frac{1-c}{2(\sqrt{c}+1)^3} \right). \end{aligned}$$

Hence we finally get

$$\lambda_z(\varepsilon) = \varepsilon^2 \frac{\sigma^2}{8c} + o(\varepsilon^2).$$

This proves case (ii).

If $c < 0$ then $\frac{c}{c-1} \in (0, 1)$ and the function h_0 vanishes on $[-\pi/2, \pi/2)$ if and only if $\theta \in [-\pi/2, \pi/2)$ is solution of

$$\sin^2(\theta) = \frac{c}{c-1}.$$

There are two solutions $\theta^* > 0$ and $-\theta^* < 0$. The deterministic dynamical has two extremal invariant probability measures given by $\delta_{\pm\theta^*}$. Since $h'_0(\theta^*) < 0 < h'_0(-\theta^*)$, $\delta_{-\theta^*}$ is unstable while δ_{θ^*} is stable. By introducing noise in this dynamical system the stable stationary state is selected when the intensity of the noise is sent to zero afterwards, i.e. $\rho_\varepsilon(\theta)d\theta \rightarrow \delta_{\theta^*}$. We conclude that

$$\lim_{\varepsilon \rightarrow 0} \lambda_z(\varepsilon) = q_0(\theta^*) = \sqrt{|c|}.$$

This proves case (iii).

The case $c = 0$ is more delicate. Since $h_0(\cdot) = -\sin^2(\cdot)$, the unique invariant measure for the deterministic dynamical system is δ_0 (stable) and we expect that $\rho_\varepsilon(\theta)d\theta \rightarrow \delta_0$ as $\varepsilon \rightarrow 0$. Observe however that $q_0(0) = 0$ so that we have to find the first correction to the approximation of ρ_ε to δ_0 . Due to the singularity of the Dirac mass we cannot perform an

expansion analysis in ε . Hence we will use another argument to get item (i). Consider the following linear transformation $T_\varepsilon = \begin{pmatrix} \varepsilon^{2/3} & 0 \\ 0 & 1 \end{pmatrix}$ which is such that $\varepsilon^{2/3}\|z\| \leq \|T_\varepsilon z\| \leq \|z\|$ for any $z \in \mathbb{R}^2$ and $\varepsilon \leq 1$. This implies that $(z_t)_{t \geq 0}$ and $(T_\varepsilon z_t)_{t \geq 0}$ have the same Lyapunov exponent. Expressing as we did before

$$\hat{z}_t := T_\varepsilon z_t = \|\hat{z}_t\| (\cos \hat{\theta}_t, \sin \hat{\theta}_t)^\top$$

we notice that

$$\dot{\hat{\theta}}_t = \varepsilon^{2/3} \left(-\sin^2(\hat{\theta}_t) - \sigma^2 \sin(\hat{\theta}_t) \cos^3(\hat{\theta}_t) \right) - \varepsilon^{1/3} \sigma \cos^2(\hat{\theta}_t) \xi_t ,$$

which implies by scaling invariance of the white noise that $\hat{\theta}_t = \alpha_{t\varepsilon^{2/3}}$ where

$$\dot{\alpha}_t = \left(-\sin^2(\alpha_t) - \sigma^2 \sin(\alpha_t) \cos^3(\alpha_t) \right) - \sigma \cos^2(\alpha_t) \xi_t .$$

If $\hat{\rho}(\alpha)d\alpha$ is the unique invariant measure for $(\alpha_t)_{t \geq 0}$ we have by a scaling argument that the Lyapunov exponent satisfies

$$\lambda_z(\varepsilon) = \varepsilon^{2/3} \hat{\lambda}(\sigma)$$

with

$$\hat{\lambda}(\sigma) = \int_{-\pi/2}^{\pi/2} (q_0(\alpha) + r(\alpha)) \hat{\rho}(\alpha) d\alpha, \quad (\text{A.9})$$

where q_0 and r are defined respectively in Eq. (A.4) and Eq. (A.5) with $c = 0$. To obtain the value of $\hat{\lambda}(\sigma)$ it is sufficient to find $\hat{\rho}$ which is the unique normalisable function of the Fokker-Planck equation associated to the process $(\alpha_t)_{t \geq 0}$, i.e.

$$\hat{\rho}(\alpha) = \hat{Z}^{-1} \cos^{-2}(\alpha) e^{-\frac{2}{3\sigma^2} \tan^3(\alpha)} \int_{-\infty}^{\tan(\alpha)} \exp\left(\frac{2u^3}{3\sigma^2}\right) du ,$$

where \hat{Z} is the normalisation constant making $\hat{\rho}$ a probability measure.

Acknowledgements

A.D. and J.M.B. acknowledge support of the Department of Atomic Energy, Government of India, under Project No. RTI4001. The work of C.B. and G.C. has been supported by the projects LSD ANR-15-CE40- 0020-01 of the French National Research Agency (ANR), by the European Research Council (ERC) under the European Unions Horizon 2020 research and innovative programme (grant agreement No 715734) and the French-Indian UCA project ‘Large deviations and scaling limits theory for non-equilibrium systems’.

References

- [1] P. W. Anderson, “Absence of diffusion in certain random lattices,” *Phys. Rev.*, vol. 109, pp. 1492–1505, Mar 1958.

- [2] A. Casher and J. L. Lebowitz, “Heat flow in regular and disordered harmonic chains,” *Journal of Mathematical Physics*, vol. 12, no. 8, pp. 1701–1711, 1971.
- [3] R. J. Rubin and W. L. Greer, “Abnormal lattice thermal conductivity of a one-dimensional, harmonic, isotopically disordered crystal,” *Journal of Mathematical Physics*, vol. 12, no. 8, pp. 1686–1701, 1971.
- [4] A. J. O’Connor and J. L. Lebowitz, “Heat conduction and sound transmission in isotopically disordered harmonic crystals,” *J. Mathematical Phys.*, vol. 15, pp. 692–703, 1974.
- [5] T. Verheggen, “Transmission coefficient and heat conduction of a harmonic chain with random masses: asymptotic estimates on products of random matrices,” *Comm. Math. Phys.*, vol. 68, no. 1, pp. 69–82, 1979.
- [6] O. Ajanki and F. Huveneers, “Rigorous scaling law for the heat current in disordered harmonic chain,” *Comm. Math. Phys.*, vol. 301, no. 3, pp. 841–883, 2011.
- [7] A. Dhar, “Heat conduction in the disordered harmonic chain revisited,” *Phys. Rev. Lett.*, vol. 86, pp. 5882–5885, Jun 2001.
- [8] D. Roy and A. Dhar, “Role of pinning potentials in heat transport through disordered harmonic chains,” *Phys. Rev. E*, vol. 78, p. 051112, Nov 2008.
- [9] W. De Roeck, A. Dhar, F. Huveneers, and M. Schütz, “Step density profiles in localized chains,” *J. Stat. Phys.*, vol. 167, no. 5, pp. 1143–1163, 2017.
- [10] C. Bernardin, F. Huveneers, and S. Olla, “Hydrodynamic limit for a disordered harmonic chain,” *Comm. Math. Phys.*, vol. 365, no. 1, pp. 215–237, 2019.
- [11] A. Amir, Y. Oreg, and Y. Imry, “Thermal conductivity in 1d: Disorder-induced transition from anomalous to normal scaling,” *EPL (Europhysics Letters)*, vol. 124, no. 1, p. 16001, 2018.
- [12] B. Ash, A. Amir, Y. Bar-Sinai, Y. Oreg, and Y. Imry, “Thermal conductance of one-dimensional disordered harmonic chains,” *Physical Review B*, vol. 101, no. 12, p. 121403, 2020.
- [13] L. W. Lee and A. Dhar, “Heat conduction in a two-dimensional harmonic crystal with disorder,” *Phys. Rev. Lett.*, vol. 95, p. 094302, Aug 2005.
- [14] A. Chaudhuri, A. Kundu, D. Roy, A. Dhar, J. L. Lebowitz, and H. Spohn, “Heat transport and phonon localization in mass-disordered harmonic crystals,” *Phys. Rev. B*, vol. 81, p. 064301, Feb 2010.
- [15] A. Dhar and J. L. Lebowitz, “Effect of phonon-phonon interactions on localization,” *Phys. Rev. Lett.*, vol. 100, p. 134301, Apr 2008.
- [16] A. Dhar and K. Saito, “Heat conduction in the disordered fermi-pasta-ulam chain,” *Phys. Rev. E*, vol. 78, p. 061136, Dec 2008.
- [17] C. Bernardin, “Thermal conductivity for a noisy disordered harmonic chain,” *J. Stat. Phys.*, vol. 133, no. 3, pp. 417–433, 2008.
- [18] A. Dhar, K. Venkateshan, and J. L. Lebowitz, “Heat conduction in disordered harmonic lattices with energy-conserving noise,” *Phys. Rev. E*, vol. 83, p. 021108, Feb 2011.
- [19] C. Bernardin and F. Huveneers, “Small perturbation of a disordered harmonic chain by a noise and an anharmonic potential,” *Probab. Theory Related Fields*, vol. 157, no. 1-2, pp. 301–331, 2013.
- [20] C. Bernardin, F. Huveneers, J. L. Lebowitz, C. Liverani, and S. Olla, “Green-Kubo formula for weakly coupled systems with noise,” *Comm. Math. Phys.*, vol. 334, no. 3, pp. 1377–1412, 2015.
- [21] J. Bhat, G. Cane, C. Bernardin, and A. Dhar, “Heat transport in an ordered harmonic chain in presence of a uniform magnetic field,” *arXiv-2106.12069*, 2021.
- [22] H. Furstenberg, “Noncommuting random products,” *Trans. Amer. Math. Soc.*, vol. 108, pp. 377–428, 1963.
- [23] H. Crauel, P. Imkeller, and M. Steinkamp, *Bifurcations of One-Dimensional Stochastic Differential Equations*. New York, NY: Springer New York, 1999.
- [24] V. Wihstutz, *Perturbation Methods for Lyapunov Exponents*, pp. 209–239. New York, NY: Springer New York, 1999.
- [25] H. Matsuda and K. Ishii, “Localization of normal modes and energy transport in the disordered harmonic chain,” *Progr. Theoret. Phys.*, no. Suppl. 45, pp. 56–86, 1970.
- [26] E. Pardoux and V. Wihstutz, “Lyapunov exponent and rotation number of two-dimensional linear

- stochastic systems with small diffusion,” *SIAM Journal on Applied Mathematics*, vol. 48, no. 2, pp. 442–457, 1988.
- [27] V. Wihstutz, *Ergodic Theory of Linear Parameter-Excited Systems*, pp. 205–218. Dordrecht: Springer Netherlands, 1981.