

ON A PARTITION WITH A LOWER \mathcal{L}_2 -DISCREPANCY THAN CLASSICAL JITTERED SAMPLING

MARKUS KIDERLEN AND FLORIAN PAUSINGER

ABSTRACT. We prove that classical jittered sampling of the d -dimensional unit cube does *not* yield the smallest expected \mathcal{L}_2 -discrepancy among all stratified samples with $N = m^d$ points. Our counterexample can be given explicitly and consists of convex partitioning sets of equal volume.

1. INTRODUCTION

Classical *jittered sampling* with $N = m^d$ points combines the simplicity of grids with uniform random sampling by partitioning $[0, 1]^d$ into m^d axis-aligned congruent cubes and placing a random point inside each of them; see Fig. 2 (left). Jittered sampling is sometimes referred to as ‘stratified sampling’ in the literature, but we will use the term ‘stratified sampling’ in a more broad sense. Denote a general partition of $[0, 1]^d$ by $\Omega = (\Omega_1, \dots, \Omega_N)$. We consider *stratified sampling*, where $[0, 1]^d$ is partitioned into N subsets $\Omega_1, \dots, \Omega_N$ and the i th point in $\mathcal{P} = \mathcal{P}_\Omega$ is chosen uniformly in the i th set of the partition (and stochastically independent of the other points), $i = 1, \dots, N$. If $N = m^d$ and the partition consists of the above mentioned axis-aligned congruent cubes, we obtain *jittered sampling* as a special case.

To analyse the irregularities of such points the concept of \mathcal{L}_p -discrepancy is commonly used. Given a finite set $\mathcal{P} = \{\mathbf{x}_1, \dots, \mathbf{x}_N\} \subset [0, 1]^d$ of N points and a vector $\mathbf{x} = (x_1, \dots, x_d)$ in the unit cube, the discrepancy function

$$(1) \quad d_{\mathcal{P}}(\mathbf{x}) = \frac{\#(\mathcal{P} \cap [0, \mathbf{x}])}{N} - |[0, \mathbf{x}]|$$

is the deviation of the empirical distribution of the point set from the uniform distribution on $[0, \mathbf{x}] := \prod_{k=1}^d [0, x_k]$. Here, $|\cdot|$ denotes the Lebesgue measure and $\#(\mathcal{P} \cap [0, \mathbf{x}])$ counts the number of points with $\mathbf{x}_i \in [0, \mathbf{x}]$. For $1 \leq p < \infty$, the \mathcal{L}_p -discrepancy

$$\mathcal{L}_p(\mathcal{P}) := \|d_{\mathcal{P}}\|_p$$

of \mathcal{P} is defined as the L_p norm $\|\cdot\|_p$ of the discrepancy function. We will only work with $p = 2$.

As a side remark, the well-known *star discrepancy* can be defined as the L_∞ norm of the discrepancy function and is, as such, generally much harder to study.

The \mathcal{L}_p -discrepancy, and in particular the special case $p = 2$, is a well studied and understood measure for the irregularities of point sets. We refer to the book [5] and the excellent survey [6] for further details. In particular, and in contrast to other measures such as the star-discrepancy, it is known how to construct deterministic point sets with the optimal order of magnitude of the \mathcal{L}_p -discrepancy; see [2, 6, 7]. In fact, for $d \geq 2$ the optimal order of the \mathcal{L}_p -discrepancy for finite point sets is known and there are constructions of point sets $\mathcal{P} = \{\mathbf{x}_1, \dots, \mathbf{x}_N\} \subset [0, 1]^d$ of N points such that

$$\mathcal{L}_p(\mathcal{P}) = \Theta\left(\frac{(\log N)^{\frac{d-1}{2}}}{N}\right).$$

The optimality of these constructions follows from a seminal result of Roth [12] who derived a general lower bound for the \mathcal{L}_2 -discrepancy of arbitrary sets of N points in $[0, 1]^2$ which was later generalised to $d \geq 2$ and $1 < p < \infty$; see [5, Section 3.2]. While deterministic point

2010 *Mathematics Subject Classification.* 11K38, 60C05 (primary), and 05A18, 60D99 (secondary).

Key words and phrases. Jittered sampling; Stratified sampling; L_p -discrepancy.

sets with small discrepancy are widely used in the context of numerical integration, simulations of different real world phenomena may require an element of randomness. The expected (star) discrepancy of a set \mathcal{P}_N of N i.i.d. uniform random points in $[0, 1]^d$ is of order $\mathcal{O}(\sqrt{1/N})$; see [1, 8] and references therein for more precise statements. Interestingly, it was shown in [10, Theorem 1] that a stratified set derived from a partition into N equivolume sets *always* has a smaller expected \mathcal{L}_p -discrepancy than a set consisting of N i.i.d. random points; see also [13]. Moreover, Doerr [4] recently determined the precise asymptotic order of the expected star-discrepancy of a point set obtained from jittered sampling:

$$\mathbb{E}\mathcal{L}_\infty(\mathcal{P}_N) = \Theta\left(\frac{\sqrt{d}\sqrt{1 + \log(N/d)}}{N^{\frac{1}{2} + \frac{1}{2d}}}\right).$$

Therefore, we see that taking equivolume partitions always improves the expected discrepancy and, more importantly, it might even improve the asymptotic order of the expected discrepancy.

Furthermore, in [10, Theorem 2] it was shown that among all partitions of $[0, 1]^d$ into N *convex* sets of equal volume (*equivolume*) there exists one that minimises the expected \mathcal{L}_2 -discrepancy. This minimiser was determined [10, Section 3.5] for $N = 2$ in \mathbb{R}^2 ; see Figure 1. It is thus natural to ask whether classical jittered sampling yields such a minimiser whenever $N = m^d$? Our main result gives a *negative* answer to this question.

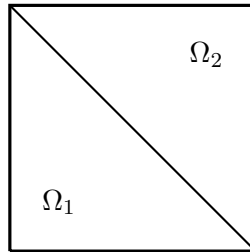


FIGURE 1. Partition of the unit square into two convex sets with the same volume that yields stratified point sets with the smallest expected \mathcal{L}_2 -discrepancy among all such partitions into two equivolume convex sets.

To prove that classical jittered sampling does not yield the smallest expected \mathcal{L}_2 -discrepancy among all convex equivolume partitions with the same number of sets, we construct a concrete partition and show that this partition improves the expected discrepancy of jittered sampling. It should be noted that we did not aim to maximise this improvement but rather to give an elementary and intuitive exposition. The resulting partition, better than the partition for jittered sampling, almost certainly could itself be improved as we do not expect it to be the optimal one. Our main result is as follows.

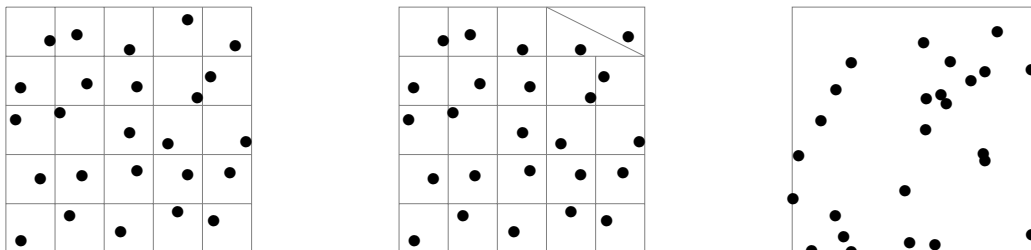


FIGURE 2. *Left:* Jittered sampling for $d = 2$ and $m = 5$. *Middle:* Improvement of jittered sampling. *Right:* $N = 25$ i.i.d. uniform random points.

Theorem 1. *Let $m \in \mathbb{N}$, $m \geq 2$ be given. The set of m^d random points in $[0, 1]^d$ obtained from jittered sampling does not have the minimal expected \mathcal{L}_2 -discrepancy among all stratified samples from convex equivolume partitions with the same number of points.*

In the next section we modify the partition of jittered sampling to obtain another partition, depicted for $d = 2$ in Fig. 2 (middle), and show that this new partition gives rise to a better stratified point set. Various open questions and directions for future research are discussed in Section 3.

2. AN ELEMENTARY PROOF OF THEOREM 1

To begin with, we summarize a number of known results for stratified sampling. As we will need them for underlying sets other than the unit cube, we consider in the following stratified samples in a fixed compact convex set $K \subset \mathbb{R}^d$ with $|K| > 0$. Let Ω be a *partition* of K into $N \in \mathbb{N}$ measurable sets $\Omega_1, \dots, \Omega_N$. This means that $\Omega_1 \cup \dots \cup \Omega_N = K$ and that two different partitioning sets have no interior points in common. Let \mathcal{P}_Ω be the corresponding stratified sample. We will call a partition *convex* if all the sets $\Omega_1, \dots, \Omega_N$ are convex.

Generalizing (1) the discrepancy function $d_{\mathcal{P}}(\mathbf{x})$ of a finite set of points $\mathcal{P} = \{\mathbf{x}_1, \dots, \mathbf{x}_n\} \subset K$ is given by

$$(2) \quad d_{\mathcal{P}}(\mathbf{x}) = \frac{\#(\mathcal{P} \cap (-\infty, \mathbf{x}])}{N} - \frac{|K \cap (-\infty, \mathbf{x}])|}{|K|},$$

$\mathbf{x} \in K$ and $(-\infty, \mathbf{x}] := \prod_{k=1}^d (-\infty, x_k]$. If \mathcal{P}_Ω is a stratified sample based on the partition Ω of K , the discrepancy function at \mathbf{x} is a random variable. It was shown in [10, Proposition 1] for $K = [0, 1]^d$ that $d_{\mathcal{P}_\Omega}(\mathbf{x})$ has mean 0 for all $\mathbf{x} \in K$ if and only if the partition is *equivolume*, that is, if $|\Omega_1| = \dots = |\Omega_N|$. The proof extends literally to all compact convex K with positive volume. From now on, all the partitions Ω we consider in this paper will be equivolume.

For $p \geq 1$, the *mean \mathcal{L}_p -discrepancy* is usually defined as $\mathbb{E}\mathcal{L}_p^p(\mathcal{P}) = \mathbb{E}\|d_{\mathcal{P}}\|_p^p$, where $\|\cdot\|_p$ is now the L_p -norm of functions on K with respect to the uniform distribution on K . It should correctly be called ‘mean p -th power \mathcal{L}_p -discrepancy’. Due to Tonelli’s theorem we see that

$$\mathbb{E}\mathcal{L}_p^p(\mathcal{P}_\Omega) = \frac{1}{|K|} \int_K \mathbb{E}[d_{\mathcal{P}_\Omega}(\mathbf{x})]^p d\mathbf{x}.$$

As Ω is equivolume, $d_{\mathcal{P}_\Omega}(\mathbf{x})$ is centered, so

$$(3) \quad \mathbb{E}\mathcal{L}_p^p(\mathcal{P}_\Omega) = \frac{1}{|K|} \int_K M_p \left(\frac{\#(\mathcal{P}_\Omega \cap (-\infty, \mathbf{x}])}{N} \right) d\mathbf{x},$$

where

$$M_p(Y) = \mathbb{E}|Y - \mathbb{E}Y|^p$$

is the p th central moment of a random variable Y . The variable $\#(\mathcal{P} \cap (-\infty, \mathbf{x}])$ is the sum of N independent (but not identically distributed) Bernoulli variables with success probabilities $q_1(\mathbf{x}), \dots, q_N(\mathbf{x})$, where

$$(4) \quad q_i(\mathbf{x}) = \frac{|\Omega_i \cap (-\infty, \mathbf{x}])|}{|\Omega_i|} = \frac{N}{|K|} |\Omega_i \cap (-\infty, \mathbf{x}])|.$$

The distribution of $\#(\mathcal{P} \cap (-\infty, \mathbf{x}])$ is usually called *Poisson-binomial distribution* with N trials and parameter vector $\mathbf{q}(\mathbf{x}) = (q_1(\mathbf{x}), \dots, q_N(\mathbf{x}))$. Its mean is

$$(5) \quad \sum_{i=1}^N q_i(\mathbf{x}) = \frac{N}{|K|} |K \cap (-\infty, \mathbf{x}])|.$$

As stratified points are independent and M_2 is additive for independent variables, this allows us to state the following explicit formula when $p = 2$ which was stated in [10, Proposition 2] for $K = [0, 1]^d$.

Proposition 2. *If Ω is an equivolume partition of a compact convex set $K \subset \mathbb{R}^d$ with $|K| > 0$ then*

$$\mathbb{E}\mathcal{L}_2^2(\mathcal{P}_\Omega) = \frac{1}{N^2|K|} \sum_{i=1}^N \int_K q_i(\mathbf{x})(1 - q_i(\mathbf{x})) d\mathbf{x},$$

where $q_i(\mathbf{x})$ is given in (4).

The relation in Proposition 2 actually shows that only the integrals of q_i^2 are required, as (5) gives

$$(6) \quad \mathbb{E}\mathcal{L}_2^2(\mathcal{P}_\Omega) = \frac{1}{N|K|^2} \int_K |K \cap (-\infty, \mathbf{x}]| d\mathbf{x} - \frac{1}{N^2|K|} \sum_{i=1}^N \int_K q_i^2(\mathbf{x}) d\mathbf{x}.$$

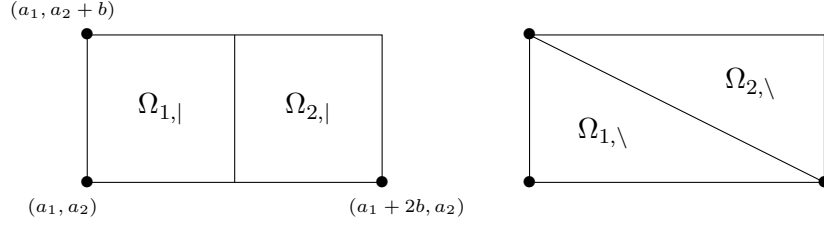


FIGURE 3. The two partitions of the rectangle studied in Lemma 3.

The proof of Theorem 1 can be reduced to a comparison of two partitions in the plane depicted in Figure 3.

Lemma 3. *Let $\mathbf{a} \in \mathbb{R}^2$ and $b > 0$ be given. Consider the rectangle*

$$I = [a_1, a_1 + 2b] \times [a_2, a_2 + b]$$

and its two equivolume partitions $\Omega_{|} = (\Omega_{1,|}, \Omega_{2,|})$ into two closed squares and $\Omega_{\setminus} = (\Omega_{1,\setminus}, \Omega_{2,\setminus})$ into two closed triangles with

$$\Omega_{1,|} = [a_1, a_1 + b] \times [a_2, a_2 + b], \quad \Omega_{1,\setminus} = \text{conv}\{\mathbf{a}, \mathbf{a} + (2b, 0), \mathbf{a} + (0, b)\},$$

where conv denotes the convex hull. Then

$$\mathbb{E}\mathcal{L}_2^2(\mathcal{P}_{\Omega_{\setminus}}) < \mathbb{E}\mathcal{L}_2^2(\mathcal{P}_{\Omega_{|}}).$$

Proof. By Proposition 2, we have for any equivolume partition $\Omega = (\Omega_1, \Omega_2)$ of I that

$$(7) \quad \mathbb{E}\mathcal{L}_2^2(\mathcal{P}_\Omega) = \frac{1}{4} \sum_{i=1}^2 \int_I q_i(\mathbf{x})(1 - q_i(\mathbf{x})) \frac{d\mathbf{x}}{|I|},$$

where $|I| = 2b^2$ and

$$q_i(\mathbf{x}) = \frac{|\Omega_i \cap [0, \mathbf{x}]|}{|\Omega_i|} = b^{-2} |\Omega_i \cap [0, \mathbf{x}]|.$$

The integral in (7) is independent of \mathbf{a} , so we may assume $\mathbf{a} = \mathbf{0}$ from now on. Furthermore, the substitution $\mathbf{y} = b\mathbf{x}$ also shows independence of b , so we may assume $b = 1$. We have

$$q_{1,|}(\mathbf{x}) = \min\{x_1, 1\}x_2, \quad q_{2,|}(\mathbf{x}) = \max\{x_1 - 1, 0\}x_2,$$

(see Figure 4) and thus

$$B_{1,|} = \int_I q_{1,|}^2(\mathbf{x}) d\mathbf{x} = \int_{\Omega_{1,|}} x_1^2 x_2^2 d\mathbf{x} + \int_{\Omega_{2,|}} x_2^2 d\mathbf{x} = \frac{1}{9} + \frac{1}{3} = \frac{4}{9},$$

$$B_{2,|} = \int_I q_{2,|}^2(\mathbf{x}) d\mathbf{x} = \int_{\Omega_{2,|}} (x_1 - 1)^2 x_2^2 d\mathbf{x} = \frac{1}{9}.$$

As $|I| = 2$ we get from (6) that

$$8\mathbb{E}\mathcal{L}_2^2(\mathcal{P}_{\Omega_{\cdot|}}) = 1 - (B_{1,|} + B_{2,|}) = \frac{4}{9}.$$

Furthermore, we have (see Figure 4)

$$q_{1,\setminus}(\mathbf{x}) = \begin{cases} x_1x_2, & \text{if } \mathbf{x} \in \Omega_{1,\setminus}, \\ x_1x_2 - \frac{1}{4}(x_1 + 2x_2 - 2)^2, & \text{if } \mathbf{x} \in \Omega_{2,\setminus}, \end{cases}$$

and

$$q_{2,\setminus}(\mathbf{x}) = \begin{cases} 0, & \text{if } \mathbf{x} \in \Omega_{1,\setminus}, \\ \frac{1}{4}(x_1 + 2x_2 - 2)^2, & \text{if } \mathbf{x} \in \Omega_{2,\setminus}. \end{cases}$$

For simplicity we set $\Delta(\mathbf{x}) := \frac{1}{4}(x_1 + 2x_2 - 2)^2$. Using the fact that $\Omega_{1,\setminus} = \{(x_1, x_2) \in I : 0 \leq x_2 \leq 1 - x_1/2\}$, we obtain

$$B_{1,\setminus} = \int_I q_{1,\setminus}^2(\mathbf{x}) \, d\mathbf{x} = \int_{\Omega_{1,\setminus}} x_1^2 x_2^2 \, d\mathbf{x} + \int_{\Omega_{2,\setminus}} (x_1 x_2 - \Delta(\mathbf{x}))^2 \, d\mathbf{x} = \frac{2}{45} + \frac{22}{45} = \frac{24}{45},$$

$$B_{2,\setminus} = \int_I q_{2,\setminus}^2(\mathbf{x}) \, d\mathbf{x} = \int_{\Omega_{2,\setminus}} \Delta^2(\mathbf{x}) \, d\mathbf{x} = \frac{1}{15}.$$

Therefore,

$$8\mathbb{E}\mathcal{L}_2^2(\mathcal{P}_{\Omega_{\setminus}}) = 1 - (B_{1,\setminus} + B_{2,\setminus}) = \frac{18}{45} = \frac{36}{90} < \frac{4}{9}. \quad \square$$

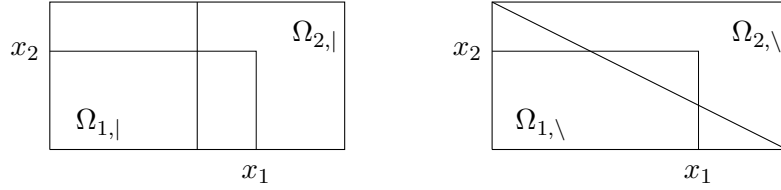


FIGURE 4. Illustration of the two different partitions of the rectangle $I = [0, 2] \times [0, 1]$.

This idea can be extended in a straightforward manner to dimensions $d \geq 2$ as the following lemma shows.

Lemma 4. *Let $\mathbf{a} \in \mathbb{R}^d$ and $b > 0$ be given. Consider the rectangle*

$$(8) \quad I = [a_1, a_1 + 2b] \times \prod_{i=2}^d [a_i, a_i + b]$$

and its two equivolume partitions $\Omega_{\cdot|} = (\Omega_{1,|}, \Omega_{2,|})$ into two closed hypercubes and $\Omega_{\setminus} = (\Omega_{1,\setminus}, \Omega_{2,\setminus})$ into two closed, regular triangular hyperprisms with

$$\Omega_{1,|} = \prod_{i=1}^d [a_i, a_i + b],$$

$$\Omega_{1,\setminus} = \text{conv}\{(a_1, a_2), (a_1, a_1 + 2b), (a_2, a_2 + b)\} \times \prod_{i=3}^d [a_i, a_i + b].$$

Then

$$\mathbb{E}\mathcal{L}_2^2(\mathcal{P}_{\Omega_{\setminus}}) < \mathbb{E}\mathcal{L}_2^2(\mathcal{P}_{\Omega_{\cdot|}}).$$

Proof. We start with the vertical case. For $i = 1, 2$ we have

$$q_{i,|}(\mathbf{x}) = \bar{q}_{i,|}(x_1, x_2) \prod_{j=3}^d x_j,$$

where $\bar{q}_{i,|}(x_1, x_2)$ is the two-dimensional function in the proof of Lemma 3. Hence,

$$\int_I q_{i,|}^2(\mathbf{x}) \, d\mathbf{x} = B_{i,|} \int_{[0,1]^{d-2}} \prod_{j=3}^d x_j^2 \, d(x_3, \dots, x_d) = \frac{1}{3^{d-2}} B_{i,|}$$

where $B_{i,|}$ was calculated in the proof of Lemma 3. As

$$\int_I |[0, \mathbf{x}]| \, d\mathbf{x} = \int_{[0,1]^{d-2}} \prod_{j=3}^d x_j \, d(x_3, \dots, x_d) = \frac{1}{2^{d-2}},$$

Equation (6) shows

$$8 \mathbb{E} \mathcal{L}_2^2(\mathcal{P}_{\Omega_{i,|}}) = \frac{1}{2^{d-2}} - \frac{1}{3^{d-2}} (B_{1,|} + B_{2,|}) = \frac{4}{2^d} - \frac{5}{3^d}.$$

Exactly the same line of arguments applies to the partition with hyperprisms, so

$$8 \mathbb{E} \mathcal{L}_2^2(\mathcal{P}_{\Omega_{i,\setminus}}) = \frac{1}{2^{d-2}} - \frac{1}{3^{d-2}} (B_{1,\setminus} + B_{2,\setminus}) = \frac{4}{2^d} - \frac{3}{5} \frac{1}{3^{d-2}}.$$

We see that

$$8 \mathbb{E} \mathcal{L}_2^2(\mathcal{P}_{\Omega_{i,|}}) - 8 \mathbb{E} \mathcal{L}_2^2(\mathcal{P}_{\Omega_{i,\setminus}}) = \frac{2}{5 \cdot 3^d} > 0,$$

for all $d \geq 2$. □

This lemma combined with Proposition 2 is the key ingredient in the proof of our main result.

Proof of Theorem 1. Let Ω be the partition of $[0, 1]^d$ into m^d congruent closed cubes, where we may assume that the cube containing the vector $(1, \dots, 1)$ is Ω_2 and the neighboring cube containing $(1 - m^{-1}, 1, 1, \dots, 1)$ is Ω_1 .

We compare Ω with the partition $\tilde{\Omega}$, where $\tilde{\Omega}_i = \Omega_i$ for $i = 3, \dots, m^d$. The remaining two partition sets must cover the interval I in (8) with $b = 1/m$, $a_1 = 1 - 2b$, $a_2 = \dots = a_d = 1 - b$, and we put $\tilde{\Omega}_1 = \Omega_{1,\setminus}$, $\tilde{\Omega}_2 = \Omega_{2,\setminus}$ with the notation of Lemma 4. Both partitions are equivolume and consist of convex sets.

From Proposition 2, we have

$$m^{2d} \mathbb{E} \mathcal{L}_2^2(\mathcal{P}_\Omega) = \sum_{i=1}^{m^d} \int_{[0,1]^d} q_i(\mathbf{x})(1 - q_i(\mathbf{x})) \, d\mathbf{x},$$

and a corresponding formula for $\tilde{\Omega}$, where $q_i(\mathbf{x})$ is replaced by $\tilde{q}_i(\mathbf{x})$. For all $\mathbf{x} \notin I$, the two integrands coincide. Furthermore, when $\mathbf{x} \in I$ only the contributions of the first two partitioning sets can differ, so

$$\begin{aligned} & m^{2d} [\mathbb{E} \mathcal{L}_2^2(\mathcal{P}_\Omega) - \mathbb{E} \mathcal{L}_2^2(\mathcal{P}_{\tilde{\Omega}})] \\ &= \sum_{i=1}^2 \int_I q_i(\mathbf{x})(1 - q_i(\mathbf{x})) \, d\mathbf{x} - \sum_{i=1}^2 \int_I \tilde{q}_i(\mathbf{x})(1 - \tilde{q}_i(\mathbf{x})) \, d\mathbf{x} \\ &= 4|I| \left[\mathbb{E} \mathcal{L}_2^2(\mathcal{P}_{\Omega_{i,|}}) - \mathbb{E} \mathcal{L}_2^2(\mathcal{P}_{\Omega_{i,\setminus}}) \right] > 0, \end{aligned}$$

where Proposition 2 and Lemma 4 were used in the last line. □

3. CONCLUDING REMARKS AND OPEN PROBLEMS

In this final section we collect various open problems for future research.

- (1) **\mathcal{L}_p -discrepancy.** It is of course natural to ask whether our result also holds for the expected \mathcal{L}_p -discrepancy. The advantage of the case $p = 2$ is that the contributions of the individual sampling points to the mean discrepancy behave additively due to Proposition 2. This is not the case for $p \neq 2$, and already the case $p = 4$, for which an analogue [10, Proposition 2] of Proposition 2 is known, does not have this simple structure. The proof of an extension of Theorem 1 to $p \neq 2$ appears therefore to require a substantially new ingredient. We recall that the main tool utilised in the proof of the Strong Partition Principle [10, Theorem 1], is an inequality due to Hoeffding. However, it appears that generalisations of Hoeffding's result based on the theory of majorisations [11] do not suffice to extend our Theorem 1.
- (2) **Star discrepancy.** Naturally, we are not only interested in the expected \mathcal{L}_p -discrepancy, but also in a related result for the star discrepancy. However, at the moment even proving a Strong Partition Principle for the star discrepancy seems out of reach.
- (3) **Asymptotic gain.** Finally, our result is merely of theoretical interest as it shows the existence of stratified samples which improve classical jittered sampling. But our gain concerns only the leading constants. It would be very interesting to know whether jittered sampling has the optimal order of magnitude or whether there are stratified point sets with $N = m^d$ points with an asymptotic gain over classical jittered sampling.

REFERENCES

- [1] C. Aistleitner, Covering numbers, dyadic chaining and discrepancy. *J. Complexity* 27 (2011), 531–540.
- [2] W.W.L. Chen, M.M.Skriyanov, Explicit constructions in the classical mean squares problem in irregularity of point distribution. *J. Reine Angew. Math.*, 545 (2002), 67–95.
- [3] H. Davenport, Note on irregularities of distribution. *Mathematika* 3 (1956), 131–135.
- [4] B. Doerr, A sharp discrepancy bound for jittered sampling, arXiv:2103.15712.
- [5] J. Dick, F. Pillichshammer, *Digital Nets and Sequences*, Cambridge Univ. Press, Cambridge, 2010.
- [6] J. Dick, F. Pillichshammer, Explicit constructions of point sets and sequences with low discrepancy, Kritzer, Peter (ed.) et al., *Uniform distribution and quasi-Monte Carlo methods. Discrepancy, integration and applications. Radon Series on Computational and Applied Mathematics* 15, 63–86 (2014).
- [7] J. Dick and F. Pillichshammer, Optimal \mathcal{L}_2 -discrepancy bounds for higher order digital sequences over the finite field \mathbb{F}_2 , *Acta Arith.* 162, No. 1 (2014), 65–99.
- [8] M. Gnewuch, H. Pasing, C. Weiss, A generalized Faulhaber inequality, improved bracketing covers and applications to discrepancy, arXiv:2010.11479.
- [9] W. Hoeffding, On the distribution of the number of successes in independent trials, *Ann. Math. Statist.* 27 (1956), 713–721.
- [10] M. Kiderlen, F. Pausinger, Discrepancy of stratified samples from partitions of the unit cube, *Monatsh Math* (2021). <https://doi.org/10.1007/s00605-021-01538-4>
- [11] A. W. Marshall, I. Olkin, B. C. Arnold. *Inequalities: theory of majorization and its applications*. Springer Series in Statistics. Springer, New York, second edition, 2011.
- [12] K. F. Roth, On irregularities of distribution. *Mathematika* 1 (1954), 73–79.
- [13] F. Pausinger, S. Steinerberger, On the discrepancy of jittered sampling, *J. Complexity* 33 (2016), 199–216.
- [14] F. Pausinger, M. Rachh, S. Steinerberger, Optimal jittered sampling for two points in the unit square, *Statist. Probab. Lett.* 132 (2018), 55–61.

AARHUS UNIVERSITY, AARHUS, DENMARK
Email address: kiderlen@math.au.dk

QUEEN'S UNIVERSITY BELFAST, BELFAST, UNITED KINGDOM.
Email address: f.pausinger@qub.ac.uk