

Recent Progresses and Future Directions of Lagging Heat Models in Thermodynamics and Bioheat Transfer

Zahra Shomali^a, Robert Kovács^{b,c}, Peter Ván^{b,c}, Igor Vasilievich Kudinov^d, Jafar Ghazanfarian^{e,*}

^aDepartment of Physics, Tarbiat Modares University, Tehran, Iran

^bDepartment of Theoretical Physics, Institute for Particle and Nuclear Physics, Wigner Research Centre for Physics, Budapest, Hungary

^cDepartment of Energy Engineering, Faculty of Mechanical Engineering, BME

^dSamara State Technical University, ul. Molodogvardeiskaya 244, Samara, 443100, Russia

^eMechanical Engineering Department, Faculty of Engineering, University of Zanjan, P.O. Box 45195-313, Zanjan, Iran.

Abstract

The accuracy of the classical heat conduction model, known as Fourier's law, is highly questioned, dealing with the micro/nanosystems and biological tissues. In other words, the results obtained from the classical equations deviates from the available experimental data. It means that the continuum heat diffusion equation is insufficient and inappropriate for modelling heat transport in these cases. Consequently, the development of novel models to improve the results of the classical equation while being less computationally expensive and more simple to use is always a topic of interest. There are several techniques for modelling non-Fourier heat conduction. The Dual-phase-lag (DPL) model as an accurate modified constitutive equation replacing the Fourier law to simulate the heat transport in some special cases such as micro/nanoscales, ultra-fast laser-pulsed processes, living tissues, and carbon nanotube have been trendy. There has been a sharp increase in the amount of research on non-Fourier heat conduction in recent years. Several studies have been performed in the fields of thermoelasticity, thermodynamics, transistor modelling, and bioheat transport. In the present review, the most recent non-Fourier bioheat conduction works and the related thermodynamics background will be presented. The various mathematical tools, modelling different thermal therapies and relevant criticisms and disputes, will be discussed. Finally, the novel other possible studies will be suggested, and the roadmap to the future researches and challenges ahead will be drawn up.

Keywords: Non-equilibrium thermodynamics, bioheat, non-Fourier models, Dual-phase-lag models

Contents

1 Introduction	2	2.3 Experimental studies	8
2 Thermodynamics of the lagging models	2	2.3.1 Low-temperature heat conduction . . .	8
2.1 Theoretical studies	2	2.3.2 Room temperature experiments . . .	9
2.1.1 Derivation of the Fourier equation . . .	2	2.4 Notes on the solution methods	11
2.1.2 Application Limits of the Fourier Equation	3	3 Bioheat lagging models	12
2.1.3 Paradoxes: relation of memory and speed	4	3.1 Thermal treatment	12
2.1.4 Various memory types	4	3.1.1 Modeling of radiofrequency (RF)/microwave(MW) ablation . . .	13
2.1.5 Fundamental principles: spacetime and the second law	5	3.1.2 Magnetic hyperthermia	13
2.1.6 Theories of heat conduction beyond Fourier	5	3.1.3 Modeling the treatment through the Focused Ultrasound (FU)	14
2.1.7 Memory and spatial nonlocality . . .	6	3.1.4 Laser therapy	14
2.1.8 Further memories, inertia of the inertial terms	7	3.2 Thermal protective clothing	17
2.2 Heat conduction in biology	8	3.3 Cryoablation	17
		3.3.1 Cryopreservation	18
		3.4 Bio thermo-viscoelastic/mechanics model . . .	18
		3.5 Comparison with experiment	19
		3.6 Newly evolved mathematical methods . . .	19
		3.6.1 Generalized DPL model (GDPL) . . .	20
		3.6.2 Generalized boundary-element method (GBEM)	21
		3.7 SPH method	21

*Corresponding author, Tel.: +98(241) 3305 4142.

Email address: j.ghazanfarian@znu.ac.ir (Jafar Ghazanfarian)

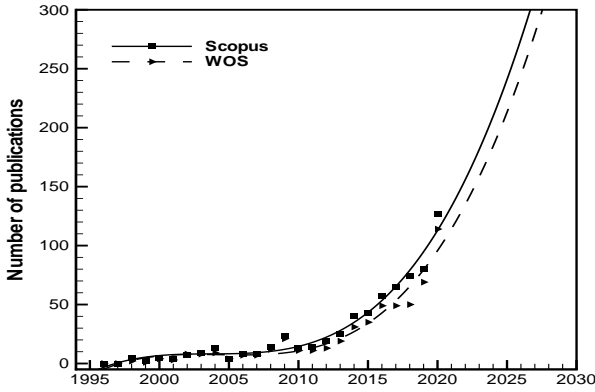


Figure 1: Statistics of publication history and future prediction of number of publications, including research papers, book chapters, review papers in last two decades and the future decade calculated based on searching the keyword "dual phase lag" in "Scopus" and "Web of Science" databases.

3.7.1	Statistical method	21
3.7.2	Higher-order calculations	22
3.7.3	Separation of variables techniques	22
3.7.4	Fractional-order DPLBHT equation	22
3.7.5	Inverse problems	24
3.7.6	Transient radiative heat transfer	24
3.7.7	Green function technique for porous media	25
3.7.8	Different heating sources	25
3.7.9	Eigenfunction-based solutions for time-dependent BC	26
3.7.10	Numerical toolboxes	26

4 The roadmap for future works 27

5 Acknowledgements 28

1. Introduction

Since 1995 when the DPL-based heat model was presented for the first time, the number of publications involving the lagging non-Fourier heat models has been incredibly increased. Figure 1 presents the number of publications after 1995 obtained by searching the keyword "dual phase lag" in "Scopus" and "Web of Science" database. It is seen that the amount of research in the field of non-Fourier DPL heat conduction has experienced a sharp increase after about 2013. Ghazanfarian et al. [1] published a review paper and gathered various aspects of the lagging heat models including mathematical models, solution methods, and applications under one umbrella.

The progress of the lagging models in diverse applications is remarkable. Many number of studies in the field of thermoelasticity, thermodynamics, transistor modeling,

fluid flow, porous media, non-continuum media, and bio-heat exist that makes such applications difficult to be gathered in one review paper. Thus, in this review paper, we focus on two challenging topics of the field: thermodynamics (Sec. 2) and bioheat modeling (Sec. 3). The review of developments of the lagging models in other fields such as thermoelasticity and nano/microscale heat transport could be the topic of other review studies.

2. Thermodynamics of the lagging models

2.1. Theoretical studies

2.1.1. Derivation of the Fourier equation

Heat transfer and, in particular, heat conduction is the most important dissipative phenomenon, therefore it is starting point of any theories of dissipation, particularly for nonequilibrium thermodynamics. Its distinctive property is that it does not have a reversible part. The Fourier's law is a prototype of the constitutive equations leading to a parabolic partial differential equation. Its simple classical derivation in irreversible thermodynamics is based on the second law of thermodynamics. We begin with the balance of internal energy. It is best written in a substantial form:

$$\rho \dot{e} + \nabla \cdot \mathbf{q} = 0, \quad (1)$$

where ρ is the mass density, e is the specific internal energy, \mathbf{q} is the heat flux, the conductive part of the current density of internal energy. The overdot denotes the substantial time derivative (also $\frac{d}{dt} = \frac{\partial}{\partial t} + \mathbf{v} \cdot \nabla$) and $\nabla \cdot$ is the divergence operator. Here, internal energy is considered to be conserved with zero source term. In the classical local equilibrium situation the entropy depends only on the internal energy, and its derivative respect to the internal energy is the reciprocal temperature, this is true for the densities and for the specific entropy s , too,

$$\frac{ds}{de}(e) = \frac{1}{T}.$$

Then, the temperature depends on the internal energy and this function, $T : e \rightarrow T(e)$, is the caloric equation of state. In order to close the system, we need a relation between the heat flux \mathbf{q} , and the temperature T . This relation is the so-called constitutive function in the simplest cases. Constitutive because it reflects material properties and behavior. Its form can be determined using general principles, first of all by the second law, exploiting the requirement of nonnegative entropy production. The entropy inequality is conveniently written as

$$\rho \dot{s} + \nabla \cdot \mathbf{J} = \Sigma \geq 0. \quad (2)$$

Here, s is the specific entropy. The fundamental question is the form of the entropy flux \mathbf{J} . (2) is a conditional inequality, where the balance of internal energy, (1) must be considered as a constraint. According to classical irreversible thermodynamics both the entropy flux and en-

entropy production can be determined with the following simple calculation

$$\rho \dot{s}(e) + \nabla \cdot \mathbf{J} = \frac{\rho \dot{e}}{T} + \nabla \cdot \mathbf{J} = \nabla \cdot \left(\mathbf{J} - \frac{\mathbf{q}}{T} \right) + \mathbf{q} \nabla \cdot \frac{1}{T} \geq 0. \quad (3)$$

The entropy flux is fixed by eliminating the first term in the last equality, that is,

$$\mathbf{J} = \frac{\mathbf{q}}{T}.$$

Thus the entropy production becomes

$$\Sigma = \mathbf{q} \cdot \nabla \frac{1}{T} \geq 0.$$

The simplest solution of this inequality is linear. For isotropic materials it is an isotropic expression, with a scalar coefficient, therefore

$$\mathbf{q} = \lambda_T \nabla \frac{1}{T} = -\frac{\lambda_T}{T^2} \nabla T. \quad (4)$$

This is called Fourier's law and $\lambda = \frac{\lambda_T}{T^2}$ is the Fourier heat conduction coefficient with λ_T being a thermodynamic conduction coefficient. The second law requires $\lambda_T > 0$, otherwise the entropy could decrease in closed systems as well. Substituting the caloric equation of state, $T(e)$, and the Fourier law into the balance of internal energy, one obtains the parabolic Fourier heat equation:

$$\rho c \dot{T} - \nabla \cdot (\lambda \nabla T) = 0, \quad (5)$$

in which $c = \frac{de}{dT}$ is the specific heat. In case of constant coefficients ρ, c, λ , particular initial-boundary value problems have a unique solution and also may be well-posed under suitable conditions [2]. It is remarkable that in case of Neumann boundary conditions, from the zero temperature gradient follows that the heat flux is zero at the boundary, $\mathbf{q}_{bou} = 0$.

2.1.2. Application Limits of the Fourier Equation

The above derivation of the Fourier Eq. 5 is based on the principle of local thermodynamic equilibrium and the continuum hypothesis, according to which each small element of the medium, which is comparable to the free path length of the microparticles (energy carriers), has a local equilibrium state, despite the fact that the system as a whole is in nonequilibrium, meaning that it has temperature gradients. The state of the system in this case can be described by local thermodynamic potentials that are dependent on the spatial variable and time only through thermodynamic parameters. Accepting the local equilibrium principle is possible only if the rate of change in the system macroparameters due to external influences is much less than the rate of system relaxation to local equilibrium [3, 4]. Based on the local equilibrium principle, it is assumed that the transport laws are valid not only for the entire system, but also for any arbitrarily small part of it. Consequently, in

integral conservation laws, it is possible to perform a limit transition (by tending the volume of integration to zero) and obtain these laws in the form of differential equations. Generally speaking, this method is physically incorrect, since the medium includes microparticles (electrons, ions, atoms, molecules) that have properties incompatible with the continuum hypothesis. However, if the characteristic microscale of the system and time of its relaxation to equilibrium are significantly less than the characteristic macroscale and total time of the process, then the differential equations derived based on the local equilibrium principle and continuum hypothesis will be local both in space and in time. In this way, we obtain parabolic transport equations that do not contain the relaxation time, τ , and the characteristic scale of the microstructure, l , the free path length of microparticles, therefore they cannot be used as values for spatiotemporal variables comparable to the free path length and time of microparticles due to their inability to adequately describe real physical processes in the region of the specified variable values. The introduction of characteristic spatiotemporal scales makes it possible to determine the two rates in the transport process [3, 4],

$$v_1 = L/t_0; \quad v_2 = l/\tau$$

where v_1 is the linear rate of parameter change caused by asymmetric boundary conditions (e.g., isotherm displacement rate); L is the characteristic macroscale of the system; t_0 is the characteristic time of the process until equilibrium is established; l is the characteristic scale of the microstructure; τ is the relaxation time characterizing the free path time of the microparticles; and v_2 is the rate of disturbance propagation, which is an internal system characteristic independent of boundary conditions. Hence, it can be concluded that the infinite rate of disturbance propagation described by the parabolic transport equations is related to the fact that the relaxation time is assumed to be zero and, consequently, the accepted assumption of instantaneous disturbance propagation. To eliminate this disadvantage in parabolic equations, it is necessary to develop a mathematical theory to describe the transport processes occurring under locally nonequilibrium conditions. Various methods can be used to describe these processes, such as thermodynamic, molecular-kinetic, and phenomenological, as well as those based on the random walk theory and the thermal memory concept [3, 4, 5, 6]. In all these methods, in view of the rejection of the local thermodynamic equilibrium principle and the continuum hypothesis, the molecular-atomic structure of matter is taken into account due to the consideration of the microparticle free path times and lengths and, consequently, the consideration of the finite rate of heat propagation, resulting in a transport time delay.

Biomaterials, active matter are not in local thermal equilibrium, therefore classical Fourier theory cannot be applied without any further ado.

2.1.3. Paradoxes: relation of memory and speed

There is one singular important critical assessment of the parabolic Fourier heat equation from a physical point of view. This is the problem of infinite signal propagation speed, the so-called *heat transfer paradox*. This is an inevitable mathematical fact, but it is not a sufficient reason to look for non-parabolic models. The main implicit motivation behind it is an expectation attributed to special relativity. However, this expectation is completely unfounded, because of many different reasons.

1. The practical and theoretical range of validity of the Fourier theory determines finite signal propagation speeds, and, for usual materials is far below the speed of light. The practical limit is the sensitivity of possible measurements and the theoretical limit is the validity range of the theory being a continuum [7]. E.g., in case of fluids the temperature field must not vary too rapidly over the average mean free path, $\langle d \rangle$, of microscopic constituents:

$$\left[\frac{1}{T} \frac{\partial T}{\partial x} \right] \gg \frac{1}{\langle d \rangle}$$

For water in room temperature this condition gives the speed limit $v_{max} = \frac{\lambda}{\rho c \langle d \rangle} \approx 14m/s$.

2. For symmetric hyperbolic partial differential equation with a finite speed of signal propagation on nonrelativistic spacetime the propagation speed is a material property and has nothing to do with special relativity. It can be larger or smaller than the speed of light, depending on the parameters in the differential equation. More importantly, the underlying theory itself does not restrict the propagation speed from the above.

However, according to the first point, a particular solution of a parabolic equation with given initial and boundary conditions determines the domain of applicability. For instance, the gradient in the above inequality is time and space dependent, therefore when the condition is violated, we are beyond the range of validity of the Fourier heat equation, consequently a new approach is necessary. This must be a theory, which improves the problematic aspects such as limiting the too high theoretical propagation speed of the continuum limit. We have arrived to the starting point, but with a clarified motivation at the background: in order to improve the performance of the parabolic theory one should consider a delay in the response of the physical system, a kind of memory, inertia or a theory with lagging behavior. From a technical point of view, the previous adjectives result in three different outcomes: a strong time nonlocality with memory functionals, weak time nonlocality with inertial effects, and a directly delayed mathematical description. These three realizations are related to each other.

2.1.4. Various memory types

A particular form of memory is inertia. In systems with inertia the motion does not stop when the force diminishes. Regarding heat conduction, the inertial effects may be incorporated via introducing a time derivative of the heat flux, this is called Maxwell-Cattaneo-Vernotte (MCV) equation:

$$\tau \dot{\mathbf{q}} + \mathbf{q} = \lambda_T \nabla \frac{1}{T} = -\lambda \nabla T. \quad (6)$$

Here τ is the relaxation time, expressing inertial effects in heat conduction. This equation was suggested intuitively by Maxwell [8], Cattaneo [9] and Vernotte [10]. The elimination of the heat flux leads to a telegraph-type, damped wave propagation equation for heat conduction. The MCV equation can be formulated equivalently in the framework of Gurtin-Pipkin theory, with the following convolution integral

$$\mathbf{q}(t, \mathbf{x}) = - \int_{-\infty}^t \kappa(t-s) \nabla T(s, \mathbf{x}) ds,$$

where the memory kernel is $\kappa(s) = \frac{\lambda}{\tau} e^{-\frac{s}{\tau}}$ [11, 12, 13]. This is the previously mentioned strong time nonlocality utilizing a memory functional. Analogously, one may imagine that there is a time difference, a delay, a lag between the temperature and heat, that is the Fourier law is modified as

$$\mathbf{q}(t + \tau_1, \mathbf{x}) = -\lambda \nabla T(t + \tau_2),$$

as it was suggested by Tzou in the dual-phase-lag theory [14, 15]. Thus one obtains a delay partial differential equation, for which applying the first order Taylor series expansion, it reproduces the MCV equation with $\tau = \tau_1 - \tau_2$.

We have seen three different ways to consider memory effects, the inertial terms, the memory functionals and the time-lag modifications. They are seemingly more or less equivalent in case of temperature representation, that is, when only the temperature T is used as a field variable after eliminating the heat flux, with the energy balance Eq. 1. The differences come onto the light when one attempts to solve these models with time dependent heat flux boundary conditions both numerically and analytically. The aforementioned constitutive equations restrict how the boundary conditions can be formalized, this is discussed later in Section 2.4. Moreover, it is noticeable that on the level of memory extensions, these approaches can be consistent. However, when one must go beyond the MCV equation and a simple memory effect is not enough, the different approaches are more likely deviating from each other.

In order to understand their possible limitations one should analyze the principles behind the derivation of the Fourier law.

2.1.5. Fundamental principles: spacetime and the second law

We have already mentioned the mathematical requirements, in particular, well-posedness. From a physical point of view, there are two further fundamental aspects: heat conduction is a continuum phenomenon, therefore requires a spacetime representation. On the other hand, it is a dissipative phenomenon as well, therefore must be compatible with the second law of thermodynamics. One can observe the appearance of these aspects in the heuristic derivation of the Fourier's law from classical irreversible thermodynamics in section 2.1.1.

First of all, one should realize that the substantial time derivatives, the conductive current densities in the internal energy and the entropy balances are tools to fix the reference frame to the flow of the material. Substantial time derivatives are equal with partial time derivatives in case of rigid heat conductors, when the heat conducting substance does not move. Also, the internal energy itself as the difference of total and kinetic energies based on the concept comoving energy, as it is clear from the transformation properties [16]. The Fourier's law is objective, but the generalisations with time derivatives such as the MCV equation, the material frame indifference is an open, and discussed question [17, 18, 19]. It is particularly important when memory effects are mixed with spatial nonlocality and mechanical couplings [20, 21]. The dual time lag approach is not spacetime compatible, e.g., violates the homogeneity of time, one of the basic requirements of any spacetime. Also, the separation of time from space, as appears in both the memory integrals and in time lag equations, cannot survive relativistic generalisations, where a covariant, objective representation is inevitable, because there Minkowski form is absolute but space and time are reference frame dependent. Let us emphasize here that it is an unavoidable aspect also in a nonrelativistic framework, where time is absolute instead of the speed of light [20, 22].

The second fundamental aspect is the second law and the consequent entropy balance analysis. A theory, which violating the second law is not acceptable. Therefore, the existence of entropy function and the entropy inequality are good starting points for generalizations. The direct time lag approach neglects this requirement, consequently, encounters conceptual, mathematical and stability problems [13, 23, 24, 25, 26, 27, 28, 29]. According to these results DPL model can be compatible with the second law only if a differential version is considered and in case of particular conditions for the parameters (see also [30]). That conditions look like compatible with the principle of fading memory. In case of memory kernels, this principle is a particular form of the second law. However, it is not constructive, especially for spatial nonlocality in which case extra space derivatives and spatial scaling properties are appearing, e.g., at nano level.

2.1.6. Theories of heat conduction beyond Fourier

Any method or theoretical framework requires benchmarks, tests of performance. First of all, they must be able to *predict experimentally observable effects*. The various empirical extensions of Fourier equation, see, e.g., [31, 32], provide a reasonable test area. Their mathematical and physical consistency are different and also the experimental observations may be confusing, but a uniform theoretical background could clarify the conditions of their validity.

Secondly, a macroscopic theoretical framework must be *compatible with the kinetic theory of gases*. Rarefied gases have the best understood microscopic composition among continua. The macroscopic equations from the moment series expansion of kinetic theory are instructive in this respect. It is remarkable that kinetic theory alone, with its specific assumptions about the structure of the materials, cannot substitute a thermodynamic treatment. The experimentally observed validity of the macroscopic constitutive equations, in particular the Fourier's law, does not depend on the particular microscopic structure. The second law and the spacetime requirements of nonequilibrium thermodynamics are universal, independent of material composition and properties, therefore their consequences are universal as well. Now, considering the previously mentioned spacetime and second law related requirements, the inertial and memory effects are best introduced by the extension of the thermodynamic state space with new fields, called internal variables. In the following we show the simplest possible example, Fourier's theory is extended by a single internal variable. Here we do not use any sophisticated spacetime concepts beyond the already introduced ones except that entropy flux will be considered as a constitutive quantity restricted by the second law. For that purpose, it is convenient to use Nyíri multipliers [33].

There are several theoretical frameworks that extend the classical thermodynamic state space with additional fields. The theories where the second law plays a crucial role are Rational Extended Thermodynamics (RET) [34, 35], Extended Irreversible Thermodynamics (EIT) [36, 37, 38, 39, 40], Non-equilibrium Thermodynamics with Internal Variables (TIV) [41, 33, 43, 44] and Rational Thermodynamics (RT) [46, 47, 48]. The relation of these theories to the previously mentioned requirements (well-posedness, second law, and spacetime), and to benchmarks (experimental, kinetic theory compatibility) are very different, and also their applicability is not the same (see also [49]). RET, EIT and TIV are constructive, RT is capable to check second law compatibility of the suggested constitutive equations. RET, EIT and TIV pay attention to the compatibility with kinetic theory of gases, RET is the most strictly compatible, TIV is the less compatible, while EIT is situated between them. Furthermore, the symmetric hyperbolic structure of the equations is important. In RET, the construction method exploits the thermodynamic potentials to get symmetric hyperbolic evolution equations,

EIT is open for the possibility, while in TIV the second law compatibility is the most important, and the entropy production inequality is the basis of construction. On contrary to the differences, these approaches can be compatible to each other with certain conditions.

2.1.7. Memory and spatial nonlocality

In a complete theory, the inertial effects cannot be separated from a gradient extension. Memory effects require nonlocal modification, due to the spacetime representation. Let us demonstrate the interplay of time derivatives, gradient terms and the differences of the previously mentioned theories with the example of TIV using a single internal variable. The thermodynamic state space is spanned by the internal energy e , and a vectorial internal variable $\boldsymbol{\xi}$. Therefore, the specific entropy depends on these variables $s(e, \boldsymbol{\xi})$, and the thermostatic relations, the potential properties of the thermodynamic state space are given in the traditional form of differentials with the following Gibbs relation

$$de = Tds - T\mathbf{Z} \cdot d\boldsymbol{\xi}, \quad (7)$$

where

$$\left. \frac{\partial s}{\partial e} \right|_{\boldsymbol{\xi}} = \frac{1}{T}, \quad \left. \frac{\partial s}{\partial \boldsymbol{\xi}} \right|_e = \mathbf{Z}.$$

The Gibbs relation is a convenient form to introduce the partial derivatives of the thermodynamic potentials [50]. It is also important to consider the entropy flux as constitutive quantity. In this respect, Nyíri multipliers provide the necessary flexibility. In our case $\mathbf{J} = \mathbf{b} \cdot \mathbf{q}$, that is we assume that there is no entropy flux if the heat flux is zero and the second order tensor \mathbf{b} is the Nyíri multiplier. It is a constitutive quantity, a function, whose form is restricted by the second law. With these assumptions the entropy production can be calculated as

$$\begin{aligned} \rho \dot{s}(e, \boldsymbol{\xi}) + \nabla \cdot \mathbf{J} &= \frac{\rho \dot{e}}{T} + \rho \mathbf{Z} \cdot \dot{\boldsymbol{\xi}} + \nabla \cdot \mathbf{J} = \\ &= -\frac{\nabla \cdot \mathbf{q}}{T} + \rho \mathbf{Z} \cdot \dot{\boldsymbol{\xi}} + (\nabla \cdot \mathbf{b}) \cdot \mathbf{q} + \mathbf{b} : \nabla \mathbf{q} = \\ &= (\nabla \cdot \mathbf{b}) \cdot \mathbf{q} + \rho \mathbf{Z} \cdot \dot{\boldsymbol{\xi}} + \left(\mathbf{b} - \frac{1}{T} \mathbf{I} \right) : \nabla \mathbf{q} \geq 0, \end{aligned} \quad (8)$$

in which double dot denotes the trace of product of two second order tensors, $\mathbf{A} : \mathbf{B} = \text{Tr}(\mathbf{A} \cdot \mathbf{B})$, and \mathbf{I} is the identity tensor. The constitutive quantities are \mathbf{b} , \mathbf{q} and the evolution equation of the internal variable

$$\dot{\boldsymbol{\xi}} = \boldsymbol{\Xi}(e, \boldsymbol{\xi}).$$

That is an important feature of internal variable theories, the right hand side is to be determined constitutively, including the differential operator, $\boldsymbol{\Xi}$. Therefore, the last line of Eqs. (8) is a quadratic expression of thermodynamic fluxes and forces, where the thermodynamic fluxes are the constitutive multipliers in the quadratic expression of the entropy production (see Table 1). This assumption is in

complete agreement with Onsager's idea [45].

	Classical thermal	Extended thermal	Internal
Fluxes	\mathbf{q}	$\mathbf{b} - \frac{1}{T} \mathbf{I}$	$\boldsymbol{\xi}$
Forces	$\nabla \cdot \mathbf{b}$	$\nabla \mathbf{q}$	\mathbf{Z}

Table 1. Thermodynamic fluxes and forces

The classical linear solution of the inequality for isotropic materials is the following:

$$\mathbf{q} = l_1 \nabla \cdot \mathbf{b} + l_{12} \mathbf{Z}, \quad (9)$$

$$\rho \dot{\boldsymbol{\xi}} = l_{21} \nabla \cdot \mathbf{b} + l_2 \mathbf{Z}, \quad (10)$$

$$\mathbf{b} - \frac{1}{T} \mathbf{I} = k_1 (\nabla \mathbf{q})^{s0} + k_2 \nabla \cdot \mathbf{q} \mathbf{I} + k_3 (\nabla \mathbf{q})^{as}, \quad (11)$$

where $(\nabla \mathbf{q})^{s0} = \frac{1}{2}(\nabla \mathbf{q} + \nabla \mathbf{q}^*)/2 - \nabla \cdot \mathbf{q} \mathbf{I}/3$ is the symmetric traceless part of the second order tensor, the so-called deviatoric part, where $*$ denotes its transpose. Also, $(\nabla \mathbf{q})^{as} = \frac{1}{2}(\nabla \mathbf{q} - \nabla \mathbf{q}^*)/2$ is the antisymmetric part. The coefficients are not arbitrary, they are restricted by the following inequalities:

$$l_1 \geq 0, \quad l_2 \geq 0, \quad l_1 l_2 - \frac{(l_{12} + l_{21})^2}{4} \geq 0, \quad k_1, k_2, k_3 \geq 0. \quad (12)$$

This is the consequence of the second law inequality, the requirement of non-negative entropy production.

Then one can easily eliminate the Nyíri multiplier, \mathbf{b} , using (11). The internal variable field, $\boldsymbol{\xi}$, can be eliminated as well, assuming a particular equation of state for \mathbf{Z} . If the nonequilibrium field contributes quadratically to the internal energy, that is, $s(e, \boldsymbol{\xi}) = \hat{s}(e - m\boldsymbol{\xi}^2/2)$, one obtains $\mathbf{Z} = -m\boldsymbol{\xi}$, and in case of constant coefficients a straightforward calculations leads to the following evolution equation of heat flux

$$\begin{aligned} \tau \dot{\mathbf{q}} + \mathbf{q} &= \lambda \nabla \frac{1}{T} + \hat{\lambda} \frac{d}{dt} \left(\nabla \frac{1}{T} \right) + \lambda \kappa_1 \nabla \cdot \nabla \mathbf{q} + \\ &+ \hat{\lambda} \kappa_1 \frac{d}{dt} (\nabla \cdot \nabla \mathbf{q}) + \lambda \kappa_2 \Delta \mathbf{q} + \hat{\lambda} \kappa_2 \frac{d}{dt} (\Delta \mathbf{q}). \end{aligned} \quad (13)$$

The time and space derivatives are commutative in rigid heat conductors. The parameters in Eq. 13 are defined as $\tau = \frac{\rho}{ml_2}$, $\lambda = \frac{l_1 l_2 - l_{12} l_{21}}{l_2}$, $\hat{\lambda} = \frac{\rho l_1}{ml_2}$, $\kappa_1 = \frac{k_1 + 2k_2 + 3k_3}{6}$ and $\kappa_2 = \frac{k_1 - k_3}{2}$. Remarkable, that all these coefficients are nonnegative except the last one. One can see that Eq. 13 is a generalization of both the Fourier's law, Eq. 4, and the MCV equation, Eq. 6, and incorporates several other ones [43], seemingly including the Jeffreys-type and the Guyer-Krumhansl equations. It is also remarkable that the coefficients are not independent and the second law, the inequalities in (12) require $\tau_0 \geq 0$, $\lambda \geq 0$, $\hat{\lambda} \geq 0$ and $\kappa_1 > 0$.

Noticeably, the Guyer-Krumhansl equation is obtained when $l_1 = 0$. The heat flux \mathbf{q} is proportional to the internal variable $\boldsymbol{\xi}$, according to (9), because $\mathbf{Z} = -m\boldsymbol{\xi}$. Therefore, a rescaling of the internal variable leads to the Extended Thermodynamic theories with the heat flux as

an independent field, and the Nyíri multiplier \mathbf{b} as the flux of the heat flux in the balance form (10). It is also remarkable that in this case $\hat{\lambda} = 0$ and $l_{12}l_{21} \leq 0$, due to the third inequality of (12), thus still $\lambda \geq 0$.

By keeping the terms in the left and right sides of the Eq. 13, the resulting equation for temperature will be parabolic. For the convenience, let us write Eq. 13 in one spatial dimension and in the form in which all derivatives are kept, the coefficients are written according to the dimensions fulfillment condition,

$$q = -\lambda_F \frac{\partial T}{\partial x} - \lambda_F \tau \frac{\partial^2 T}{\partial x \partial t} + l^2 \frac{\partial^2 q}{\partial x^2} + l^2 \tau \frac{\partial^3}{\partial x^2 \partial t} - \tau \frac{\partial q}{\partial t} \quad (14)$$

where λ_F is the Fourier heat conductivity coefficient; τ is the heat flow and temperature gradient relaxation coefficient; and l is the free path length of the microparticles, which can be related to the characteristic size of material heterogeneities. Note, that now $\lambda_F = \lambda/T^2$ was assumed constant in the derivation and also in Eq. 14, the relaxation coefficients for the heat flux and temperature gradient and heat flux derivatives are assumed to be the same. The fact that the relaxation coefficient condition does not coincide with those given in Eq. 13 is a fine experimental question. What is more important is that they are positive (see 12 in the review) and that the dimensions of the terms with derivatives in Eq. 14 that coincide with the one in Eq. 13 remain the same. By substituting Eq. 14 into the heat balance equation, the following equation for temperature is obtained,

$$\frac{\partial T}{\partial t} + \tau \frac{\partial^2 T}{\partial t^2} = a \frac{\partial^2 T}{\partial x^2} + (a\tau + l^2) \frac{\partial^3 T}{\partial x^2 \partial t} + l^2 \tau \frac{\partial^4 T}{\partial x^3 \partial t} \quad (15)$$

It is obvious that Eq. 15 is parabolic because it contains two terms with mixed derivatives and lacks a term with a third time derivative which can occur in Eq. 14 only when the Eq. 14 contains the $\tau^2 \partial^2 q / \partial t^2$ term. The hyperbolic equation for heat conduction can be obtained using the heat flux (second-order flux) [4],

$$q = -\lambda \frac{\partial T}{\partial x} - \lambda \tau \frac{\partial^2 T}{\partial x \partial t} - (\tau_t + \tau_q) \frac{\partial q}{\partial t} - \tau_1 t \tau_q \frac{\partial^2 q}{\partial t^2} + l^2 \frac{\partial^2 q}{\partial x^2}, \quad (16)$$

where τ_t and τ_q are the relaxation times for the heat flux and temperature gradient. By substituting Eq. 16 into the heat balance equation, the following equation is derived

$$\frac{\partial T}{\partial t} + (\tau_t + \tau_q) \frac{\partial^2 T}{\partial t^2} + \tau_t \tau_q \frac{\partial^3 T}{\partial t^3} = a \frac{\partial^2 T}{\partial x^2} + (a\tau_2 + l^2) \frac{\partial^3 T}{\partial x^2 \partial t}. \quad (17)$$

It is clear that Eq. 17 is hyperbolic. The exact analytical calculations presents that depending on the values τ_1 , τ_2 , l and δ , the plate thickness, the equation can describe diffusion as well as wave and ballistic heat exchange modes. The last two can be observed in nanofilms with a thickness comparable to the free path length of the microparticles and also in superfluid He-4.

In RET and EIT, the thermodynamic state variable is the heat flux from the beginning and has a balance form evolution such as (10). These are postulated and not derived. Consequently, one cannot get the Jeffreys-type equation, the second term on the right hand side is missing. In RET, the symmetric hyperbolic structure and the particular form of the source terms reduce the number of independent material parameters compared to IET or TIV. Further differences are analyzed in [51, 52, 53].

The collection of thermodynamic theories is not complete without mentioning GENERIC [54], the conservation-dissipation formalism [55], and the Symmetric Hyperbolic and Thermodynamically Compatible equations [56]. There symmetric hyperbolicity, i.e., the Hamiltonian structure acts as a basic requirement.

In the present review we consider only theories of heat conduction with experimental predictions or experimental comparisons, and in this respect the mentioned theories are poor.

2.1.8. Further memories, inertia of the inertial terms

The gradient terms in the evolution equation indicate side effects, as it is well-known from the calculation of the κ coefficients from kinetic theory: they are always related to the Knudsen number, the mean free path divided by the system size: there is a characteristic internal length scale in the system. A straightforward generalization is when one looks for an inertial effect regarding the nonequilibrium field, the memory of the memory effect. Practically, this means looking for a theory with further, higher order time derivatives in the evolution equation beyond the MCV term, for instance, the one needed to describe ballistic propagation. Ballistic propagation was predicted theoretically with kinetic theory for rarefied gases.

It is attributed to the free propagation of the particles, when the average mean free path is larger than the characteristic length of the system. For phonons, for the quanta of lattice oscillations, free propagation means propagation with the speed of sound. From a continuum point of view, it is the limit of ideal elasticity. Ballistic propagation with a speed of sound is a thermoelastic effect in a continuum framework. Therefore, mechanics and thermodynamics should be carefully analyzed and separated in any continuum framework, when modeling ballistic propagation [57, 58, 59, 60]. In RET and EIT, where the structure of the evolution equations follows from the momentum series expansion of kinetic theory, the highest speed of propagation approaches the speed of sound, that is characteristic for ballistic propagation, when the number of moments is high [34, 35].

The direct coupling of an integral model of collisionless propagation of ballistic phonons to an MCV-like diffusive continuum theory is a separate theory, called ballistic-diffusive [61, 62]. From a continuum point of view, an extension of the previous approach with an additional, tensorial internal variable, [44] gives a clear connection to

thermal and mechanical interaction, including the propagation with the speed of sound and the thermal expansion effect [63, 64, 65, 50, 66]. It is also remarkable, that the integro-differential equations of the ballistic-diffusive theory can be substituted with a two component differential model, coupling an MCV-type propagation to a Guyer-Krumhansl-type propagation of the diffusive and ballistic heat carriers [39]. The conceptual RET and TIV based models are best compared in case of rarefied gases, which is analogous to ballistic heat propagation. Although, the experiments are less technical, their evaluation demands to investigate other, not straightforward aspects such as mass density dependence of material properties [67, 68, 69, 53]. Continuum mechanics and heat conduction are strongly related. Ballistic heat conduction is the benchmark where the continuum and kinetic theories can be compared and tested.

2.2. Heat conduction in biology

The previous considerations and in particular Eq. 13 are independent of any assumptions regarding the structure of the material. It can be a biological tissue and also a piece of rock. The compatibility with kinetic theory and special relativity are mentioned only as benchmarks. The assumptions are the second law, energy conservation and material symmetries. The internal variable is a general method of a quantitative characterisation of the deviation of local equilibrium: it can express different structural effects, like local multitemperature disequilibrium, material heterogeneity, delay in heat conduction and so on. We have seen that for isotropic materials it can be eliminated and we obtain the corresponding modifications of the Fourier law.

Other approaches, like DPL or fractional derivative models, have a weaker theoretical background; however, they can be suitable in particular cases. How much are theories helpful in the interpretation of observations? The experimental tests are essential in distinguishing between the various theories and also because new observations may require more insight and more detailed understanding of the particular phenomenon. Nevertheless, one must design the experiments in a way to keep the focus on the material behaviour. For instance, separate the effect of source terms from the constitutive model. This way, it becomes possible to distinguish between various phenomena and it significantly aids the proper interpretation of the observed data. The following experimental studies summarize the phenomena which can be purely understood and modelled with generalized models.

2.3. Experimental studies

The existence of numerous theoretical models requires a reliable validation method in which the experiments stands as the strongest feedback for the theories. The previous decades provided a fruitful era in that respect, starting from the predictions of low-temperature phenomena, and

then followed by different room temperature observations. Now let us summarize the known propagation modes of internal energy:

- diffusive: this is modeled by the classical Fourier's law,
- second sound: this is a damped wave propagation of heat, which falls beyond the Fourier's law and thus requires some generalization,
- ballistic: a thermo-mechanical phenomenon in which heat is conducted with the speed of sound, this is the fastest mode of heat conduction,
- over-diffusive: although it is also a diffusive mode, its observation requires heterogeneous material structure, which cannot be modeled with the Fourier equation.

In the following, we go along the experimental background, especially about the interpretation of measured signals. In general, the temperature history is recorded using a laser flash or heat pulse type experimental apparatus, in which the sample is thermally excited on its front side by a short heat pulse, and the temperature is recorded on the other side. This is a common method to measure the thermal diffusivity, and also suitable due to the wide range of time scales that can be investigated [70]. There are geometrical restrictions in order to keep the heat conduction phenomenon on a one-dimensional level as much as possible. However, this is true only for uniform excitation on the surface and isotropic materials. Unfortunately, in some of the most important experiments, none of these are satisfied. The history of non-Fourier heat conduction has begun with the theoretical predictions of Onsager, Tisza and Landau. However, while Onsager argued about probable microstructural reasons for deviation from Fourier's law [71], such as for heterogeneous materials, Tisza and Landau - in some sense, analogously - considered a two-fluid model for superfluid states of helium [72, 73]. In between, the common ground lies in the existence of parallel conduction channels inside the material, which might occur both in heterogeneous materials and at low-temperature states.

2.3.1. Low-temperature heat conduction

This is first observed by Peshkov in 1944, using superfluid helium II [74]. The superfluid state is still have great importance from many aspects such as turbulence [75, 76, 77, 78], phase diagrams [79, 80], viscosity properties [81], and how they affect the outcome of a thermal process [82, 83, 84, 85]. Restricting ourselves to heat conduction, we must mention the questions arised around the propagation speed of the damped wave. Its modeling requires, e.g., the Maxwell-Cattaneo-Vernotte equation [8, 9, 10], the first - hyperbolic - extension of Fourier's law. The predicted characteristic wave speed is $v = \sqrt{\alpha/\tau}$ in which α is the thermal diffusivity and τ

being the relaxation time. Their ratio together characterizes the observed wave, and therefore, the thermophysical properties, too. However, as many authors pointed out [86, 87, 88, 89], that the propagation speed is highly nonlinear, consequently, all the thermal parameters must depend on the temperature [90]. Depending on the material, that change could cover an order of magnitude, e.g., in the thermal conductivity by 1 – 3 K difference, especially close to 0 K [91, 92, 93].

It has far reaching consequences. It turned out that the temperature dependence of relaxation time necessarily implies the temperature dependence of mass density [94], and thus the physical interpretation demands a complete thermo-mechanical framework. Hence we arrive at ballistic propagation, which is an elastic wave carrying heat from a continuum point of view, induced by thermal expansion [57, 58, 59, 60], and always has the speed of sound [95]. Moreover, beyond the temperature dependence of material parameters (both thermal and mechanical), an explicit coupling between the thermal and mechanical field could occur [35, 44]. Thus describing ballistic heat conduction requires a model with multilevel couplings, either on the level of constitutive equation or the balance equations, including the state dependence of parameters. That multilevel way of thinking is also characteristic in the GENERIC approach [96, 97].

The second sound is observed in low temperature experiments [98, 99, 100]. Later on, the theoretical calculation of the window condition by Guyer and Krumhansl helped the authors to find the optimal frequency for the excitation in order to find the lowest dissipation and making visible the wave phenomenon [101, 102]. Unfortunately, such window condition for ballistic propagation does not exist. As McNelly’s PhD thesis reflects [95], it was hard to find it experimentally, which required extremely pure crystals [103], mostly made from NaF. Moreover, the appearance of the ballistic signal is very sensitive for the temperature, probably due to the state dependence of material properties, including the thermal expansion coefficient. Unfortunately, there are no accurate data both on the thermal and mechanical properties. Furthermore, its accurate quantitative reproduction using a computer simulation is almost impossible since temperature scales are missing from the experimental data in many cases, beyond knowing the proper material parameters [104, 105].

Despite these shortcomings, a few authors have achieved results in modeling ballistic propagation, together with second sound. Ma [106, 107] extended the complex viscosity model of Rogers [108, 109] and Landau [110], first including both the longitudinal and transversal ballistic modes, with moderate success. Dreyer and Struchtrup [35] applied the RET framework [34, 68], a phonon hydrodynamical model in which 3 momentums are considered. Despite the improper propagation speeds appearing in the simulations, they provided the first characteristically acceptable reproductions. Later on, Kovács and Ván [105], using the internal variable framework [50, 111], compat-

ible with the RET model [53], quantitatively reproduced two series of experiments with predicting the temperature dependence of relaxation time.

2.3.2. Room temperature experiments

Analogously to the macro-scale low-temperature situation, ballistic and second sound effects could appear both in rarefied and nano-systems under room temperature conditions [112]. That is more visible through the eye of kinetic theory in which the Knudsen number characterizes the ‘rareness’ of the system. For instance, phonon hydrodynamics is applicable for processes with ‘high’ Knudsen number (usually, high means > 0.01) [113]. In such a situation, second sound and ballistic propagations become experimentally visible. Actually, in the RET approach, rarefied phonon gas is used for model these phenomena. This problem is analogous to gases of real molecules at low-pressure states in which the mean free path becomes large enough to reach the limit for observation, and having a significant contribution to the transport process.

Rarefied gases. Based on the computer simulations of ballistic conduction, it became apparent that the proper coupling between the heat flux and thermal pressure stands as an indispensable requirement to include the ballistic effects as well. In that particular case of rarefied gases, the situation remains the same, except that the pressure is now the complete mechanical pressure. Consequently, one seeks the generalization of the Navier-Stokes-Fourier system, in which it is worth to separate the deviatoric and spherical parts of the pressure tensor [114, 67, 115, 116, 53]. Then they both have a time evolution equation with different relaxation times. This is one key point here since the compressibility now becomes significant, hence the spherical part could possess a different time scale than the deviatoric one [116, 112, 117, 118, 119, 120].

The ballistic contribution is visible at very low pressures, at the order of magnitude around 100 Pa, and observed as a change in the speed of sound respect to the mass density variation [121, 122, 123, 124, 125]. Therefore the mass density dependence of the material parameters and other coefficients (the thermal conductivity, shear and bulk viscosities, relaxation times and all the coupling parameters) must be implemented in a very specific way. That specificity originates from the kinetic theory: one of the early results in kinetic theory argues about the constant-mass density independent-behavior of viscosity and thermal conductivity, which necessarily leads to non-zero viscosity at zero pressure. This is not proved experimentally but based on an extrapolation to the zero density [126]. Different experiments proved its opposite [127]. That kind of ‘contradiction’ resulted in the differentiation between the ‘physical’ (i.e., theoretical) and ‘effective’ (measurable) viscosities [112]. Later in kinetic theory, some authors started to develop Knudsen number-based corrections for viscosity, based on measurements, both in the dense and rarefied

domains [128, 129]. Moreover, considering ideal gas equations of state, one obtains a particular scaling properties of the model in the dispersion relations: the propagation speed depends on frequency/pressure (ω/p) ratio. However, that scaling property is immediately violated if any of the material parameters begin to be a function of mass density, or other equations of state are applied, even in the classical case of Navier-Stokes-Fourier system.

Consequently, the complete success of the experimental evaluation depends on the proper mass density dependence in the model. Using a continuum theory, we note the freedom to choose the form of each coefficients. Basically, it offers infinitely many possibilities that can be narrowed down with the kinetic theory, for instance. However, utilizing an internal variable framework, it turned out that ω/p scaling is not necessary to evaluate the rarefied gas experiments, only if all the frequency and pressure data are known, which is the most likely case since these are controlled parameters together with the temperature [112]. Hence the mass density dependence alone can reproduce the same curves and the evaluation itself could result in many different outcomes depending on how and what density dependence is used in the model. This also holds for Extended Irreversible Thermodynamic (EIT) framework [130, 131, 132].

Nano-scaled experiments. Due to the very small spatial scale, the experimental aspects change. The interpretation of material parameters and state variables become more difficult, also the measurements themselves. For instance, the temperature loses its primal role, instead, the thermal and electrical resistances turn into easier to measure [133]. Returning to the heat pulse experiments, it is also possible to conduct for thin films [134], however, with much shorter time scales. While the heat pulse lasts around $1 \mu\text{s}$ for low-temperature experiments, in that case, it is decreased down to $100 - 200 \text{ fs}$. The usual thickness of a nanofilm is $200 - 2000 \text{ \AA}$, and its temperature change induces the transient behavior of surface reflectivity on the time scale of picoseconds [135]. Recently, the group of Siemens, Hoogeboom-Pot and Lee et al. [136, 137, 138] obtained convincing results about observing a ballistic propagation at room temperature. The next difficulty emerged when the size-dependence of material parameters is observed for nanomaterials (e.g., for films and tubes) [139, 140, 141, 142, 143, 144, 145, 146, 147, 148, 149, 150]. In particular, the so-called superlattices possess a specific behavior: their thermal conductivity non-monotonously depends on their period thickness [151, 152, 153]. This is probably caused by the parallel heat conduction channels, each of them having different characteristic spatial scales. Its quantitative modeling is possible but is still an open question [153, 39, 154].

Heterogeneous materials. Since almost every real material is heterogeneous in some sense, we now restrict ourselves in some specific ones, which we have experimental

knowledge about. Although there are a few but celebrated experiments in the literature, such as ones performed by Mitra et al. [155], and Kaminski [156], those data could not be reproduced by any others and thus widely criticized [157, 158, 159, 160, 161]. Usually, the deviation from Fourier's law is tried to be found in wave form, and tried to be modelled with the Maxwell-Cattaneo-Vernotte equation. Unfortunately, none of the experiments show temperature waves, and in most cases, the MCV equation failed to explain the results. However, there are also exceptions: despite the lack of heat waves, the MCV equation could be useful [162, 163], but this is not the general case. In general, when it fails, the dual phase lag (DPL) models are considered. Using the word 'models' is intentional: the basic concept lies on a Taylor series expansion of a constitutive equations, with various reasons how they violate basic physical principles [26, 25, 27, 24, 13, 23, 164, 165, 29]. Despite their popularity, especially in the biological literature, they are still not able to properly model and explain the measurements.

The usual way to model heterogeneous materials is to try to implement very specific information about the material structure as much as possible. For instance, in the biological thermal models, the spatial distribution and placement of artery-vein pairs are built-in, together with requirement of the exact knowledge about the velocity field of blood flow [166, 167, 168, 169, 170]. In other cases, such as foams, a statistical approach is more popular, also for the same motivation. However, such a detailed modeling of experimental results is not possible due to our limited knowledge, solely in exceptional situations. There is a dedicated research direction to derive and apply an effective thermal model on various material types¹. An experimental campaign is performed to investigate various materials with heat pulse measurements, like several rocks, metal foams, and 3D printed samples [171, 172, 173]. Rocks are outstanding in the sense that they consist of different porosity, micro-crack distribution, and their composition is also different. In these experiments a particular non-Fourier phenomenon can be observed, different than the others, this is called over-diffusive propagation, see Figures 2 and 3 for details.

This is evidently not a wave-like conduction, but a diffusive one with multiple conduction channels. That sort of deviation characteristically appears in any of these heterogeneous materials. This series of measurements is further motivated by the Guyer-Krumhansl (GK) equation, in which the Fourier equation appears together with its time derivative. That equation is obtained from (13) if $l_1 = 0$. Expressing the partial differential equation for the temperature in 1 spatial dimension with the help of (1) it has the form

$$\tau \partial_{tt} T + \partial_t T = \alpha \partial_{xx} T + l^2 \partial_{txx} T \quad (18)$$

¹Find here: irrev.energia.bme.hu

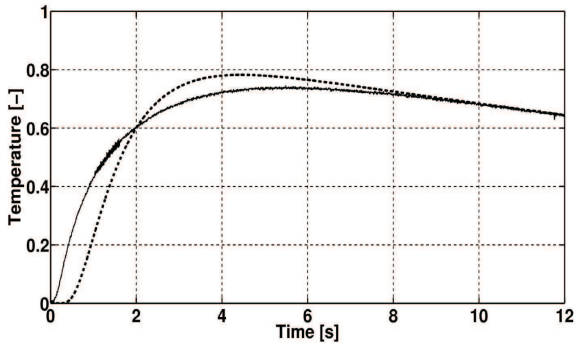


Figure 2: Heat pulse experiment results for a metal foam sample, and its evaluation using the Fourier equation [174]

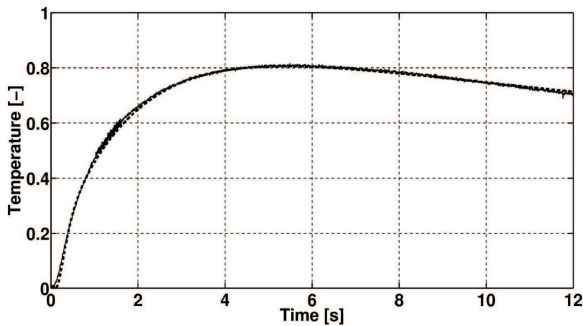


Figure 3: Heat pulse experiment results for a metal foam sample, and its evaluation using the Guyer-Krumhansl equation [174].

where τ is the relaxation time, $\alpha = \lambda/\rho/c$ and $l^2 = \lambda(\kappa_1 + \kappa_2)$ being a dissipation parameter. When $l^2/\tau = \alpha$, the solution of the Fourier equation is recovered, this is called Fourier resonance condition [175], and no deviation takes place. However, when the ratio of l^2/τ differs from the thermal diffusivity α , then it proposes the appearance of parallel conduction channels inside the material. Furthermore, these reflects also the existence of different time and spatial scales of the constituents. That model is successfully applied for rocks, foams, and biological material, too. Finally, we note that the GK equation is the part of the ballistic model, derived in the framework of internal variables in non-equilibrium thermodynamics.

Analogously, moisture diffusion problems are similar, both on mathematical and physical levels [176, 177]. For example, Wong et al. [178] managed to experimentally observe a surprisingly similar deviation than in the case of over-diffusive heat conduction. This is repeated for several compounds, and they also concluded that parallel diffusion processes are the source for such phenomenon, occurring in heterogeneous materials [179]. For a wider review of experiments, we refer to [111, 180].

2.4. Notes on the solution methods

In the previous sections, we have seen several heat conduction models, having different concepts for their background, affecting their physical content and the under-

standing. This is only the first part of the story, in order to make them applicable for practical problems, or even evaluate only the simplest experimental setup, one needs to utilize a reliable solution method that is able to reflect their real physical content. However, that task carries a lot of physical and mathematical questions, which are being unsolved at this moment. They originate in the structure of constitutive equations. While the Fourier's law provides an equality between the heat flux and the temperature gradient, the generalized equations are partial differential time evolution equations, and may contain nonlocal terms (further spatial derivatives) as well. It affects the definition of boundary conditions, e.g., it is no longer possible to define flux-type boundary condition using the temperature alone. This is a key point in solving generalized models that must be answered [181, 60], and cannot be avoided when infinite spatial domain is considered [182, 183, 184].

The solution for that difficulty appears differently in analytical and numerical methods. When one chooses to solve the problem analytically, it is necessary to decide which state variable will be the primary one, i.e., in generalized heat equations the temperature and the heat flux are the most probable choices. These are called temperature and heat flux representations of the same model. For instance, Eq. 18 is a temperature representation of the GK model. Consequently, in this case the other variable is eliminated.

For example, solving the GK equation for heat pulse boundary condition, that is, with time-dependent heat flux on the boundary, it is worth to use the heat flux as a primary field variable. After having the solution of the heat flux, the temperature history can be recovered using the balance equation. That methodology works for higher order systems, too. However, when a mixed boundary would be necessary such as temperature-dependent cooling, it is still an open question how to deal with this situation. Despite the present shortcomings of this method, it ensures the proper handling of boundaries in some particular problems, and can be used to validate numerical solutions, too. Unfortunately, the numerical treatment of boundaries is also tricky due to the same reason. Its advantage is that various type of boundary conditions and geometries are possible to handle without significant inconvenience, but the implementation of boundary conditions is different. For instance, in conventional finite element methods, all field quantities are placed on the nodes.

Therefore that discretization requires the parallel and compatible definition of boundary conditions for all field variables. At this moment, this is an open question for non-local models, and thus such allocation of field quantities is not advantageous. Since the phase lag models having only memory-type generalizations, they are more easily fit to the framework of finite element methods [185, 186, 187, 188, 189, 190, 191].

In [192, 193], the modeling capabilities of COMSOL v5.3a is tested on generalized heat equations, and com-

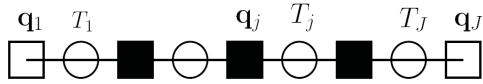


Figure 4: The 1D discretization of the Guyer-Krumhansl equation

pared to an analytically validated numerical method [192]. It turned out that nonlocal terms (e.g., the Laplacian of the heat flux in the GK equation) makes the appropriate physician content unattainable with this method, independently of the time stepping, and asking a notable computational resource. This is completely on the spatial discretization. That problem can be addressed using a staggered field in space that makes the finite differences similar to the finite volume techniques, except that the balances remain in their strong form. Hence the field variable for which the boundary condition is defined remains on the boundary but all the others are shifted inside and now represents the volume average of the small cell, see Figure 2.4 for the concept details. We note that this method demands a thermodynamically compatible structure of constitutive and balance equations, constrained by the second law of thermodynamics. Furthermore, when the physical situation requires boundary conditions for more than one field variable, for instance for a thermo-mechanical problem, it is still doable without any further restrictions if the structure of the equations allows that step. This is independent of the coordinate system, and realizable e.g., in cylindrical coordinates as well.

Finally, we mention the importance of time stepping algorithms. Together with the spatial discretization, the numerical scheme can produce artificial errors like dissipation and dispersion, independently of their accuracy [194, 111, 193]. For diffusive problems, these are hardly visible and only a thorough analysis can show their presence. However, for wave propagation - especially for elastic waves in ballistic heat conduction or in purely mechanical problems; they have an outstanding importance in obtaining an efficient and reliable solution. Here, the difficulty arises from the physical content: elastic waves are non-dissipative, thus the total energy of the wave must be preserved. Consequently, the numerical scheme must satisfy that requirement and must be free from dissipative and dispersive errors. This is achievable even with a first order accurate time stepping method, called semi-implicit Euler, the simplest realization of symplectic integrators [195, 196, 197, 198]. Its realization is as easy as any other finite difference methods, but the order of updating the field variables becomes essential. Despite the low accuracy, even this method can be satisfactory. Moreover, conserving the total energy is also advantageous in dissipative systems (the current and the dissipated together) as well [193].

3. Bioheat lagging models

The DPL model with the two defined phase lag parameters is found to be a precise method for heat conduction modeling [14, 15]. The heat flux relaxation time τ_q and the temperature gradient phase lag τ_T defined in DPL model definitely impact the thermal responses. In recent years, there have been many researches devoted to the field of non-Fourier bioheat transport where the DPL model is combined with the existent bio heat equation to accurately model the bioheat transfer processes. This is in contrast to the enumerable studies in other fields of heat conduction such as thermal transport in transistors [199, 200, 201, 202, 203, 204, 205].

Such increase in bioheat studies can be attributed to two related reasons. The first one is very much associated with the advancement of the technology in medicine. This improvement makes the required experimental data more accessible which itself results in acquisition the reliable methods for predicting the thermal behavior in living tissues. The second reason all comes down to the importance of this field in the biomedical treatments and surgical techniques, and even space and military missions. From medical point of view, thoroughly comprehension of thermal responses of biological tissues is required to be ensure of the patients' safety during the hyperthermia and cryotherapy. The study of skin bio thermomechanics is also essential for military and space operations to provide astronauts and army personnel with complex clothes for thermal protection. Due to the prominent and non-negligible effect of bioheat studies in all aspects of the human life, we will review the most recent literatures regarding this consequential topic. In particular, the most challengeable topics in bioheat heat transport considering non-Fourier DPL heat conduction model, within the recent five years, are presented.

3.1. Thermal treatment

Many studies have been devoted to the investigation of the momentous topic of hyperthermia treatment of the biological tissues. These perusals are important as they are closely related to the success of the therapeutic actions. To be more precise, nowadays, the thermal therapy of different unhealthful organs of the human body has been the topic of numerous enquiries. In a research, the treated forearm has been studied via Finite Volume Method (FVM) solving the Pennes Bioheat Transfer Equation (PBHTE) [206].

Generally, by decreasing the body metabolism, increasing the blood perfusion rate in tissue and applying a fluctuating heat flux, instead of uniform heat flux on the surface of the forearm skin, it is feasible to optimal thermal treating of the damaged tissue without causing lesion such as burn injuries to the other healthy parts of the tissue. This study has not contemplated the non-Fourier behavior of the heat transfer in the living tissues which results in under/over estimation of the calculated parameters. An

important step forward is adding the phase lagging phenomenon to the presented model. Also, the similar work on modeling the heat transport in problem organs with the PBHTE has been lately done [207].

In more details, the thermal processes in the polyp-colon system during the electrosurgical polypectomy are studied. This medical surgery usually carried out at the same time as the colonoscopy, is used to remove the abnormal growths from the colon (the large intestine). During this electrosurgical polypectomy procedure, a polypectomy snare is fastened around the stalk of the polyp. Then, the electric current will be applied to the snare for a few seconds. This causes the polyp stalk to be detached from the colon wall. The PBHTE differential equations describing the processes during the polypectomy have been solved using the control volume method. The simulation results help the endoscopists by letting them know the optimal time and parametrics of the electric current flow depending on the geometry and size of the polyp. More fully, the predicted rate of the thermal damage of the tissue obtained by the Arrhenius damage integral, the electric field distribution profile and the thermal processes occurring in the polyp-colon domain, can be utilized to optimize the endoscopic instrument parameters for the clinical applications. As mentioned before, the bio-heat transfer problems in the living biological tissues should be simulated using the bio heat models based on the non-Fourier heat conduction, i.e. the CV or the DPL.

In the mentioned work, these procedure have not been considered. The authors indicate the lack of experimental data of the phase lag times for the colon and polyp tissues are the main difficulties, but they confirm that in their future works, the non-Fourier models will be taken into account. Here, we should re-mention the experimental study by Liu *et al.* in which the phase lag times for the living tissues are predicted [208]. In the following, various DPL modeling of different methods for thermal therapy of the sick tissues will be presented.

3.1.1. Modeling of radiofrequency (RF)/microwave(MW) ablation

Latterly, an initiative more accurate method for modeling the RF/MW ablation remedy of the cancerous tissues have been proposed by Singh and Melnik [209, 210]. A coupled thermo-electro-mechanical model has been developed while considering both the tissue shrinkage and expansion. Also, the coupled model takes into consideration the non-Fourier effects, by including the both single phase lag (SPL) and dual phase lag (DPL) models of bio-heat transfer during the high temperature thermal ablation by MWA and RFA. The authors have reported that ignorance of the mechanical coupling during the modeling of MWA, results in obtaining the underestimated temperature distribution. Further, the notable deviation say upto 9.59%, between the predicted damage volume acquired from the coupled thermo-electro-mechanical model of MWA considering the Fourier bio-heat transfer and the non-Fourier one

has been disseminated.

Additionally, the effect of the non-Fourier based coupled thermo-electro-mechanical coupling is reported to be less pronounced in RFA as compared to the MWA, but yet, using the newly proposed model leads to the more precious predictions of the temperature distribution and the damage volume during the RFA. In addition, the thermal ablation as a non-aggressive method is routinely used to destroy the defective tissues in heart. This technique in both form of the thermal RF ablation and also cryo ablation is utilized for treatment of the heart arrhythmia. Newly, a two-dimensional coupled thermo-electro-mechanical model has been developed and employed to treat the heat process during the thermal catheter ablation. The model incorporating both tissue contraction and expansion during the MWA and RFA procedures, considers DPLBHTE along with Helmholtz harmonic wave Equation, the modified stress-strain and the thermo-elastic wave equations [209].

Taking into account the temperature-dependent electrical (thermal) conductivity, the obtained temperature distribution and thermal damage are found to be in good consistence with the experimental data. The obtained temperature profile is found to be less than that of the Fourier calculation. This finding is in contrast to what obtained in [211, 212]. This difference can be attributed to the modeling in different dimensions and also the dissimilar type of the therapy. Also, the ignorance of the mechanical coupling in modeling the MWA is obtained to result in underestimation of the temperature distribution. And finally it is demonstrated that the effects of the non-Fourier thermo-electro-mechanical coupling in RFA is less conspicuous in comparison to MWA.

3.1.2. Magnetic hyperthermia

The one-dimensional dual-phase-lag bioheat transfer model for the bilayer living tissues during the magnetic fluid hyperthermia treatment is modeled using the finite element Legendre wavelet Galerkin method (FELWGM) in [211]. This model can be used for an effective MFH treatment of bi-layer tissues. The FELWGM converts the contemplated problem into system of algebraic equation. The range of the moderate hyperthermia temperature (41-46°C) is found to be achieved in spherical symmetric coordinate system. More, the obtained results present no notable difference for the Fourier or non-Fourier boundary conditions.

The effect of the phase lagging times only appear in the tumor region. More in details, the temperature grows with the increment of the value of τ_q and decreases with the augmentation of the value of the τ_T in the tumor zone. This study suggests FCC FePt magnetic nano-particle (MNP) as the most effective MNP used for the thermal treatment. The effect of variability of magnetic heat source parameters (magnetic induction, frequency, diameter of magnetic nano-particles, volume fractional of magnetic nano-particles and ligand layer thickness) has been investigated. The physical property of these parameters has

been described in detail during magnetic fluid hyperthermia (MFH) treatment and also discussed the clinical application of MFH in oncology. A nonlocal dual-phase-lag (NL DPL) model providing the effects of thermomass and size-dependent thermophysical properties at nanoscale is also developed for MFH treatment [213, 214].

The effect of size-dependent characteristics, the Dirichlet, Neumann and Robin boundary conditions, and also the phase lag parameters in the tumor and normal zones of the bi-layered structure under the MFH therapy, is discussed. The finite difference scheme and Legendre wavelet Galerkin technique, which modifies the problem into system of algebraic equation, are, respectively, used in space and time coordinates. It is obtained that as the characteristic length λ_q increases, the temperature also augments. In other words, this work confirms that the NL DPL model is more realistic than the trivial DPL model at nanoscale. The nonlocal parameters is found to affect the first layer consisting of the cancerous cells which are bombard with the injected magnetic nano-particles. The NL DPL model predicts that the treatment time, an important issue for thermal therapy, is less than that of the DPL model. Although this study lacks the verification, it can be practically beneficial due to the announcement of the reduction of thermal therapy time which is an important parameter for patients' comfort.

Recently, K.C. Liu and his colleagues have also studied magnetic hyperthermia under the dual-phase-lag platform [215, 216, 217]. Moreover, the generalized dual-phase-lag model of bioheat transfer in spherical coordinate system to investigate the heat transfer inside the living tissues induces by gaussian spatial source has been developed. Moreover, the hybrid numerical scheme founded on the Laplace transform, change of variables, and the modified discretization technique in combination with the hyperbolic shape functions is utilized to vanquish the mathematical difficulties due to specific geometry, interfacial boundary conditions, the singular point, and the transient blood temperature. Including the effect of blood temperature, the estimation of the requirement for the power dissipation in magnetic hyperthermia has been given for the safe treatment. Also, these studies reveal that due to Gaussian distribution of magnetic particles, it is not easy to have the temperature distribution at the temperatures ranging from 42 °C to 46 °C within the tumor.

It has been illustrated that the longer exposure time is required for complete ablation of the tumor, even the tumor temperature has exceeded the 42 °C. In brief, the mentioned studies solve the generalized dual-phase-lag model of bioheat transfer in spherical coordinate system and point out that the heating time and power density are very important to prevent thermal damage and must be controlled in the hyperthermia. Although the scrutinies by the Li and his coauthors answer the challenges for solving the bio-heat transfer model for concentric bi-layered solid spheres, developing full models contemplating the existent fluid dynamics in the organs can be taken as the next

leading step. At last, it should be noted that as there exist significant challenges in finding the reliable temperature profiles inside the living tissues during the MNP hyperthermia treatment, the development of beneficial and authentic numerical models is indispensable [218]. On the other side, the temperature profile in the living tissues during the MNP hyperthermia therapy is determined using the non-linear form of the DPL model [219]. The concentration of the injected magnetic particles is experimentally found to be a Gaussian distribution and consequently the governing PDE is solved in the Laplace transform domain. It is presented that the tumor, the tissue, and the thermal damage quantity are effectively affected by the non-linear and linear effects of the phase-lag times.

3.1.3. Modeling the treatment through the Focused Ultrasound (FU)

Thermal treatment of the benign thyroid tumor with the FU has been recently numerically investigated [220]. In greater detail, the ultrasound irradiation with different powers of 3 W, 5 W, and 7 W and the frequency of 3 MHz has been applied to the multi-layer model of the neck consisted of the internal organs, extending from the skin toward the thyroid gland, and constructed from the CT-scan images. It is stated that the considered number of the layers has a significant effect on the calculated parameters.

For instance, the obtained maximum acoustic pressure in the multi-layer model is 1.18 times more than that of the common two-layer model where the two layers of water and tumoral tissue are only contemplated. The thermal wave model and the dual phase lag model along with the traditional Pennes bio-heat transfer model, are solved to study the temperature profile. It is reported that for the power 3W, the temperature distribution obtained by the non-Fourier thermal models, presents the maximum temperature with time delays of 11.32, 5.66 and 2.86 s that are 20.51%, 14.1% and 8.65% lower than that of the Fourier model. As the power of the transducer increases, the deviation from the Fourier results also increases. Also, the effect of the phase lags on the area near the necrotic tumoral zone is studied. It is figured out for the 3 W power and 5.66 s time delay, the region with irreversible thermal damage shrinks and no necrosis of the thyroid nodule occurs. Besides, in other recent study, the proposed model is improved by considering the effect of the interfacial convective heat transfer between the blood vessels and the extravascular matrix [221]. Also, very recently, High Intensity Focused Ultrasound (HIFU) as an appropriate treatment for thermal ablation has been proposed in [222]. An effective HIFU thermo therapy for precise prediction of the temperature profile in biological tissues has been announced. More, the in-vitro experiments were done to validate the numerical results.

3.1.4. Laser therapy

The laser interstitial thermal therapy (LITT), a novel technique for treatment of the primary and metastatic

tumors has been simulated using the DPL non-Fourier model [223]. In similarity to the other thermal treatments, the efficiency of the method immensely depends upon the success of the temperature control which itself relies on the thermal properties of the living tissues. In particular one-dimensional DPL in spherical coordinate system has been investigated numerically. It is obtained that the value of the lagging times and the thermal diffusivity of the normal and the tumoral tissues is variable. Further, the geometrical structures effectively affects the thermal response as well as the overshooting phenomenon in biological tissues. It should be noted that the modeling of the more realistic cases of study including the consideration of the blood vessel in the tissue and also the non-uniform perfusion through the time and space are desirable for obtaining accurate prediction of the LITT result.

The human tooth composed of enamel, dentin, and pulp with unstructured shape, uneven boundaries, and realistic thicknesses under the effect of laser irradiation has been modeled using the dual-phase-lag non-Fourier heat conduction model [224]. It has been obtained that the heat flux phase lag has significant effect on the temperature profile at early stages while the temperature gradient phase lag is more important at later stages. The outputs are validated with the experimental results with taking $\tau_q = 16ms$ and $\tau_T = 2ms$. On the other hand, the authors have published a work on 2018 reporting the simulation of laser irradiated tooth with the three-phase-lag bio-heat transfer model. The phase lag are taken to be $\tau_q = 16ms$, $\tau_T = 6ms$, and $\tau_\nu = 2ms$ [225]. In the first mentioned work, the DPL model with the determined phase lags is introduced to be the suitable model for description of the non-Fourier heat transfer in tooth. Therefore, the debate arises that what is the necessity of the second research [225].

In other words, it is not established finally which non-Fourier model, TPL or DPL, is better in prediction of the experimental results. Further, these studies use different τ_T s for the two models of TPL and the DPL, which is also debatable. Dealing with thermal therapy of the damaged tissues, the cancerous skin tissue ablation has been numerically investigated [226]. Laser ablation as an efficient method of thermal treatment for tumorous tissue, increases the temperature of the tumor cells. Consequently, the irreversible burn and deformation occur that result in the protein denaturation and cell membrane dissolution which themselves cause the destruction of the cancerous cells. Three models of Pennes, thermal wave and DPL have been used for the modeling of two different laser irradiation approach of the tissue which highly depends on the absorbent or scatter feature of the skin. i.e. say heating with the surface heat flux or the volumetric heat source.

The three models solved by the finite element, are announced to present significant different temperature profile. More precisely, it is stated that heat flux and temperature gradient phase lags as well as thermal conductivity of the tumor affects the results, substantially. On the other

side, the specific heat and the blood perfusion rate are obtained to have negligible impact on the thermal damage. Although the verification is presented for the simple case, like many other researches in this field, lack of experimental validation for the specific case of tumor ablation is felt. This expresses the severe desideratum for reliable optimal in-vivo experiments with trying to overcome the limitations such as the injury caused. A precise study, modeling the laser-mediated therapy for port wine stain (PWS) which is a vascular skin disease caused by congenital vascular deformity, is performed in [212]. The laser energy absorbed mostly by the hemoglobin of blood to form clot, results in destruction of the abnormal capillaries. The optical transmission and energy deposition are calculated via Monte Carlo-based method, and the non-Fourier heat conduction is treated solving the three-dimensional DPL model with the temperature jump boundary condition [199, 200] model via using a three-level finite difference method.

It is obtained that τ_q and $\tau - T$ results in lower temperature distribution in comparison to that of the Fourier calculations. This dependency is more pronounced when the lagging times are larger. Also, the effect of τ_q is found to be more notable while the τ_T equalizes the temperature gradients at the interfaces. This is while in [211] the temperature growths with the increment of τ_q and temperature reduction with the augmentation of τ_T is predicted. Such inconsistency can be attributed to the different considered dimensionality in these two studies and also the differing types of the investigated therapies.

Gold nanoparticle. As confirmed by the authors, the thermal investigation of the the biological tissue phantom showing an optical inhomogeneity and embedding with the gold nanoshells, under the effect of the pico-second laser irradiation, has been numerically performed in [227]. The absorbing in nature optical inhomogeneity, demonstrates the presence of the malignant cells. The gold nanoshells have been uniformly dispensed over the body of the inhomogeneity to enhance the absorption properties while maintaining the optical properties of the background at the reference values. The generalized form of the Radiative transfer equation (RTE) has been applied to model the light-tissue interaction using the discrete ordinate method (DOM). Then, the obtained intensity distribution is utilized to solve the generalized form of the non-Fourier heat conduction model, i.e., the dual phase lag bio-heat transfer model. It is reported that adding nanoshells to the optically inhomogeneous zone results in notable changes in optical properties leading to the localized increase in the temperature of the embedded inhomogeneity.

Numerical and experimental investigation of the heat transport in the collagen microstructures under the NIR laser irradiation, both for bare mimics and with gold nanostructures infused has been worked out in [228]. The non-Fourier DPL model incorporated with the Pennes bio-heat transfer equation is solved using the COMSOL mul-

tiphysics software. The deviations of the maximum temperature calculated from the DPL model and the Fourier model of heat conduction from the obtained experimental value in pure collagen is reported to be 1°C and 4 °C, respectively. These differences in the phantoms embedded with nanoparticles are accordingly 0.5 °C and 4 °C. This leads to the significant finding of the modern era of the heat conduction stating that non-Fourier effects in the tissue pose equal importance as the requirement for a correct laser heating model. That is to say, non-Fourier calculation is a necessity while treating bio-tissues which otherwise the finding will be unrealistic from clinical perspectives and lead to the demolition of the healthy tissues.

Again in 2018, a study presenting the effect of the targeted gold nanostructure injection on attaining the precise necrosis of the tumor and leaving the minimum damage to the healthy tissue during the laser thermal therapy, has been accomplished [229]. More closely, a combined diffusion and convective energy equations were resolved by the usage of the COMSOL Multiphysics software. Further, the laser heat propagation and the thermal damage are modeled by the modified Beer-Lambert law and Arrhenius equation, respectively. Related to the present review, a tumor-blood inhomogeneous inner structure is also studied under the basis of the non-Fourier DPL bioheat transfer approach. The comparison between the non-Fourier results and that of the classical Fourier approach establishes the considerable difference of the temperature profile during the prior phases of laser heating and cooling, i.e., non-equilibrium condition. The outcomes converge at larger times.

In a work presented by Yin *et al.* [230], the gold nanoparticles (GNPs) enhanced laser-induced thermal therapy has been studied theoretically. The bioheat transfer model under the laser irradiation has been solved with the aid of the finite element method. The effect of many parameters such as the laser intensity, the anisotropic scattering characteristics of nanoparticles, convective heat transfer coefficient and the treatment strategy have been investigated. It is reported that for the single dose therapy, where the whole tumor is damaged in one-time step, the oblique and vertical laser incident has the same efficacy. While during the fractional therapy, the influence of the oblique laser irradiation is more than that of the vertical one.

Comparison with HIFU The thermo-mechanical responses of the living tissue under the effect of the continuous and pulse mode heating during HIFU and LITT subjected to intravenous injection of GNPs, are studied in [231]. Similar to the other treatments, the goal is maximum necrosis of the tumors with the least healthy tissue destruction and also least nociceptive pain. Accurately describing, a three-dimensional multi-layered breast tissue including the tumor and also the multilevel artery and vein has been investigated. The tumor was treated with ultrasound focusing on its location during HIFU therapy while

in the LITT therapy, the thin catheter inside the tumor heats the region.

The model comprising the lagging times is dealt with concurrently solving the coupled Radiative transfer, Helmholtz, momentum, DPL equations and also equilibrium equations for optics, acoustics, fluid, temperature and mechanical fields via COMSOL Multiphysics software. It is affirmed that as opposed to the continuous mode of heating, the tissue temperature rise in pulse mode leads to a better-targeted tumor necrotic damage while keeping the encircling healthy tissues untouched. The non-homogeneous impacts of multi-level artery/vein in tissue is stated to be more significant during LITT in comparison to HIFU.

On top of that, the effect of the artery/vein existence is found to be more pronounced over the pulsed mode of heating. Further, the thermoelastic stiffness of the tissue is lower for the pulse heating, causing less nociceptive pain in comparison to the continuous energy agitation. More, the large blood vessels are declared to be momentous in increasing the stiffness of the tissue. In the presence of the GNPs, the optical and acoustic properties of the tissue is reinforced. This enhancement, itself, results in modification of the thermal and elastic demeanor of the tissue during the therapy. This study also provides experimental work on agar based tissue phantoms. The validation of the simulation results of the FU heating is performed using the acquired experimental data.

Pain assessment Continuing the previous work, recently, the numerical assessment of the induced nociceptive pain during the thermal ablation has been performed by calculating the viscoelastic deformation via modeling the thermomechanical response of the tissue [232]. Again, the DPL and Pennes bioheat model coupled with the equilibrium equations are solved using the COMSOL Multiphysics to calculate the thermal and mechanical fields in the triple layered skin structure. Further, to validate the numerical results, an in vitro investigation of the single layered tissue phantom have been performed. The paper further tackles the question that which Intravenous (IV) and Intratumoral (IT) infusion of the silica-gold nanoparticles leads to the more precise and uniform necrosis of the malignant tissues during the laser therapy. The computation suggests that the IT scheme presents more precise tumor ablation and less thermally induced skin deformation in comparison to that of the IV scheme [233]. Although this work exhibits novelty in investigating the effect of the gold nanoshells presence on more successfully laser irradiation of the abnormal tissues, during the modeling the uncertain values of the relaxation times have been taken into account. Actually, using the newly obtained values [208] will make the next step to be taken more firmly for achieving more accurate results.

3.2. Thermal protective clothing

A dual-phase lag model of the bio-heat transfer equation is used to anticipate the burning time. Although, at the clinical level there are many methods to ascertain the skin burn level, only few methods are appropriate for assessment of the protective clothing. Basically, the methods fall into two categories of empirical criterion prediction and mathematical model. An empirical criterion uses the accumulated skin surface energy in specified times to find the onset of second-degree skin burn. The latter more complex model including a heat transfer model and a burn model, designates the exact degree of burn based upon the inner skin temperature.

Zhai and Li have reviewed different burn prediction techniques which are used in clothing evaluation in [234]. These methods are founded on experiments performed on living bodies which are getting in touch with hot water or exposed to radiant source. Hence, the existence of the protective fabrics between the heat source and skin, can make the prediction methods inaccurate due to the block of some incident heat and change of the heat form by the fabrics. Accordingly, new technologies should be used to scrutinize the accurate and efficient prediction methods for both cases of burning. On the other hand, the review dealing with experimental and numerical studies of thermal injury of the skin and subdermal tissues has been written [235]. The first part of the review concerns experimental researches containing burn conventions and prevailing imaging techniques. The existing numerical models for the tissue burn and relevant computational simulations are reviewed in the second part. This review concludes that although there are many studies devoted to the simulation of the pathology and pathogenicity of the tissue burn, there is limited information concerning the appeared deformation in the tissue characteristics including mechanical, thermal, electrical and optical properties.

3.3. Cryoablation

Cryosurgery or cryoablation is a non-invasive technique for treatment of the cancerous or problematic tissues. A study using the immersed boundary method (IBM) for simulation of the cryofreezing biological liver tissue while adding a heat source in the bioheat transfer equation has been firstly performed by Ge *et al.* [236]. The obtained results for the liver tissue with temperature-dependent thermophysical properties has been shown to present good consistency with the available data from the previous numerical and experimental works. Also, the existence of heat source due to the blood flow in the embedded vessel, has significant effect on the temperature distribution. In details, while the distance between the cryoprobe and the major blood vessel varies, the ice fronts $0\text{ }^{\circ}\text{C}$ and $-40\text{ }^{\circ}\text{C}$ also change, say upto 35% at 500 s.

The most important parameters dealing with in DPL-bioheat modeling, is determination of the phase lags. In this paper, the τ_q and τ_T are both taken to be 0.001s. This

value is somehow different from what is expected recently, and the reason of such choice has not been also cleared out in the manuscript. Further, in 2017, the problem of biological tissue freezing has been modeled with the thermal interactions between the cryoprobe tip and soft tissue being described using the dual-phase lag model [237]. The explicit scheme of the finite difference method is used and the freezing process modeling is performed based on the newly defined parameter "substitute thermal capacity", in the dual-phase lag equation. In spite of the previous mentioned work [236], the present work has provided a detailed discussion on the suitable values of the relaxation time, τ_q , and thermalization time, τ_t . More, this work has interestingly stated that the increase in the relaxation time makes the differences between DPL results and that of the Pennes solutions larger, while such growth for thermalization time offsets the divergences between the DPL and the Pennes solutions.

This can be justified as the large τ_q presents a momentous lag of the heat flux and consequently makes the thermal accumulation that opposes the thermal equilibrium and results in fluctuation. However, a high value τ_T demonstrates a conspicuous lag of temperature gradient decreasing the thermal accumulation and accordingly improving the thermal balance. Hence, larger τ_q , takes away system from the equilibrium situation and makes the obtained result more deviated from the Pennes' solutions. The accuracy of the method has been verified by comparison of the obtained results with the one adopted from the Pennes equation and also the experimental data. In the following, a two-dimensional DPL model is developed to study the phase change heat transfer process during the lung cancer cryotherapy [238]. The governing DPL bio-heat conduction model is worked out numerically using the enthalpy based finite difference method. Contemplating the non-ideal behavior of the tissue, heat source terms, metabolism and the blood perfusion, the study inquires effects of phase lags on the obtained heat flux and temperature-dependent parameters during the freezing process.

The phase lags are taken to be $\tau_q = 10$ and $\tau_T = 10$ which are close to the experimentally verified phase lags. Remarkable efficacy on the interface positions and the temperature distribution is reported. Further, It is obtained that among the DPL, hyperbolic and parabolic models, the complete tissue freezing time is the least and the largest, respectively, for the parabolic and hyperbolic model while it presents the moderate value for the DPL model [239]. On the other hand, a new Modified Legendre wavelet Galerkin method describing bio-heat transfer during cryosurgery of lung cancer has been developed [240]. The lung tissue cooled by a flat probe with its temperature decreasing linearly with time, is modeled. The important novelty of this paper is the new suggested method for modeling the freezing process. Considering the cooling procedure to be occurred in three stages of cooling upto liquidus temperature 10°C , cooled up to the freezing tem-

perature 80°C, and cooling upto the lethal temperature with the whole region to be divided into the liquid, mushy and solid zones, respectively.

The problem is converted into time boundary value problem in stage one and the moving boundary value problem in stages two and three. Finally, the problem shifted to the generalized system of Sylvester equations, will be solved using the help of Bartels-Stewart algorithm of generalized inverse. With the value of phase lags to be unknown for the readers, the temperature distribution and moving layer thickness in all stages and regions are traced to predict maximum damage to the infected tissue and the minimum detriment to the healthy lung tissues. While the present calculation is performed for the one-dimensional case [240], the auxesis to the two-dimensional one is carried out in more recent work of the same group [241].

3.3.1. Cryopreservation

Cryopreservation is the procedure of preserving the biological tissues with making the less serious failures to the physical and functional properties. Such preservation is achieved exposing the tissues to very low cryogenic temperature involving a larger heat removal rate. The Pennes Bio-heat model is used to two dimensional numerical modeling of the cryopreservation operation. In details, using the Finite Volume Method for discretization while utilizing the Tri-Diagonal Matrix Algorithm to solve the discretized algebraic equations, the temperature distribution is obtained [242]. Moreover, the solid-liquid interfaces is tracked with the Enthalpy-Porosity method during the freezing process. In the abovementioned modeling, two cases with different method of treating the tissue freezing implying from one side and the two sides are studied.

It is maintained that the freezing rate of tissue is doubled as the cooling process is changed from one-side freezing to the two-side one. More importantly, the lower value of blood perfusion rate is observed to lead to the lower value of the final temperature of the tissue. Put differently, the tissue with high blood perfusion rate will be frozen to the lower cooling medium temperature. The metabolic heat generation has found to take no substantial role in the temperature profile of the healthy tissue. To conclude this section, we emphasis that the essential and useful extension of these studies is perusal of the more realistic cases of three dimensional systems. In other words, the future investigations should be devoted to the more reliable and accurate three-dimensional study of the bio-heat problems.

3.4. Bio thermo-viscoelastic/mechanics model

There have been many works on viscoelastic properties of the biological tissues, but the coupled thermal and mechanical behavior of the biological tissues based on the viscoelastic theory has been investigated recently and the dual-phase-lag thermo-viscoelastic model is developed [243]. Further, the transient behavior in tumor and normal tissues have been studied. It has been reported that although the absolute values of displacement

and stress are smaller in comparison to the obtained values from the conventional thermoelastic model, the viscoelastic parameter has little effect on the value of the temperature.

This means that during the hyperthermia treatment for the cases with the same thickness and time parameters, the thermal deformation damage of thermoelastic model is more serious than that of the thermo-viscoelastic model. In this study, it is contemplated that the tumor and normal tissues have linearly viscoelastic properties. It has been also emphasized that to reach the more realistic results, an extension to the non-linear generalized thermo-viscoelastic model should be performed. On the other hand, the thermomechanical interactions in anisotropic soft tissues, are studied using a new boundary element algorithm [244]. The governing equations are based on the dual-phase-lag bioheat transfer (DPLBHT) and the Biot's theory. Both equations are solved independently. First, the temperature distribution is found by solving the DPLBHT equation with the Boundary Element Method (BEM). Secondly, by resolving the mechanical equation with the convolution quadrature boundary element method (CQBEM), the displacement components distributions are obtained. The CQBEM with low CPU and low memory usage, is a suitable technique for handling the soft tissues with complicated shapes. The subsequent set of the bioheat and mechanical linear equations are solved via transpose-free quasi-minimal residual (TFQMR) solver which implements dual threshold incomplete LU factorization preconditioner to improve the total CPU time. A good consistency between the obtained BEM results and that of the analytical, FDM and FEM is reported.

This is true while the computational cost including the CPU-time, memory, and disc space for the BEM is very much lower than the other methods. Further, a theoretical analysis on the thermo-mechanical responses of the human tissue under the effect of a moving laser beam during the thermal ablation is performed [245]. The thermo-mechanical responses of the skin throughout the therapy is studied using a mechanical model that includes an elastic plate established on a viscoelastic foundation. The model is studied utilizing the DPL bioheat conduction model, Kirchhoff hypothesis and the Kelvin-Voigt. The governing equations were dealt analytically using the Green's function method. It is found that the increment of τ_q and τ_T , respectively, makes increase and decrease of the deflection and stress magnitude. In addition, the growing laser moving speed is obtained to reduce the temperature and deformation magnitude, while it augments the thermo-mechanical response zone.

Besides, an analytical thermo-mechanical model taking into account the non-Fourier effects in the skin tissues via the DPL model, is developed for the EEDs [246]. This model anticipates the human tissue sensitivities, the temperature and the stress distributions, in the EED/skin system. The governing equations are solved using the Green's function method. In this work, the phase lag pa-

rameters needed for the DPL model are obtained from the two-temperature model and are validated by the experiments. The integrated analytical framework, consisting of the thermo-mechanical model for the temperature and stress, Arrhenius burn model for the thermal damage, modified Hodgkin-Huxley model for nociceptor transduction and the gate control theory for the pain modulation and perception, is defined to quantify the skin pain sensation in terms of the noxious stimuli from EEDs. This study can be considered as the pioneer work dealing with the pain management leading to the less irritating real clinical practice. The effect of the heat flux and temperature gradient phase lags on the magnitude of the deflection and stress has been investigated.

Also, looking into the influence of the speed of the moving laser beam presents that the increment of the velocity will reduce the magnitude of the temperature and the deformation, but enlarges the thermo-mechanical response zone. On the other side, the bio thermomechanical behavior in a cancerous layer within the context of Lord-Shulman theory is studied using the thermo-viscoelasticity model considering varying thermal conductivity and rheological properties of the volume [247]. The Laplace transform technique in the transformed domain is employed to solve the problem. It is claimed that the thermal conductivity and volume unwinding parameters affect the circulations notably.

3.5. Comparison with experiment

To be sure that we are stepping in a right way, studies including the verification with the experiments are mandatory. The Achilles heel in the context of this area of research is the lack of experimental validation. Among the more than hundreds of paper dealing with dual-phase-lag bioheat studies, there are not too many that contemplate such verification [227, 228, 233, 246, 248, 249]. Although Maillet has mentioned few relatively old articles dealing with validating non-Fourier models for bio-heat transfer [180], It is worthwhile to review the most recent ones. In a study, a tissue phantom and ex vivo bovine liver tissues were heated by the focused ultrasound (FU) [208]. The case is also studied using the thermal conduction models such as the Pennes equation, the thermal wave model of bio-heat transfer, and the dual phase lag (DPL). The findings establishes that for a homogeneous tissue phantom, the initial temperature increase is accurately predicted by the Pennes equation while the prediction deviates from the measured temperature with increasing FU irradiation time. Further, for the heterogeneous liver tissues, the experimental response is closer to the temperature calculated by the non-Fourier models, especially the DPL model.

Put differently, the DPL model accurately predicts the temperature repercussion in biological tissues due to the increment of the phase lag which specifies the microstructural thermal interactions. This precise study inaugurates more accurate clinical treatment plans for thermal therapies. In addition, the temperature profile in the

skin tissue has been obtained using the highly non-linear DPL bio heat transfer model during the thermal therapy treatment of the tumor [250]. The proposed case is solved by the hybrid numerical procedure based on the spatial discretization technique and the Runge-Kutta method. The calculated temperature distribution present the good consistency with the experimental data. Also recently, Saeed and Abbas have studied the transient phenomena in a spherical biological tissue under the effect of the laser heat source [251]. The highly non-linear hyperbolic bio-heat second order differential equation have been solved by the finite element approach using the quadratic elements. The obtained numerical results were compared with the experimental data. The collation demonstrates that the developed mathematical model is an efficacious tool to estimate the heat transfer in the spherical biological tissues.

3.6. Newly evolved mathematical methods

Due to the intense need for accurate and precise prediction of the situation during the hyperthermia treatment of the cancerous tissues to achieve the justified temperature control, seeking the reliable methods is one of the most serious topics of the bio-heat studies. To fulfill this requirement, nowadays, many researches are devoted to development of the novel mathematical tools for solving the bio-heat equations. Hence, many efforts have been also done for figuring out the efficient methods for modeling the DPL-bioheat Equation. The general boundary element method is used to solve the 3-D dual-phase lag equation fulfilling the Dirichlet or the Neumann boundary conditions and the initial value [252]. The numerical calculation is verified by comparing the results with analytical solution of the 1-D boundary initial value problem, artificially extended to the 3-D one. More, the heat transfer phenomenon occurring in the 3-D domain of the heated tissue is investigated. As the two phase lag times of τ_q and τ_T are not yet properly assessed. For example, Vedavarz *et al.* [253] predicted that the value of τ_q for biological tissues lies between 10-1000s and 1-100s, respectively, for the cryogenic and room temperature. Here, these relaxation times are treated as the interval numbers.

Consequently, the interval boundary element method for transient diffusion problem may be broadened to the presented general boundary element method. Furthermore, an approximate analytical solution of the dual-phase-lag bio-heat transfer equation utilizing the finite element Legendre wavelet Galerkin (FEWGM) is developed in [254]. FEWGM minimizes the error and also produces higher degree of accuracy. With selecting the Gaussian distribution as the heat source, this study affirms that the effect of the τ_q on the heat transfer process is negligible while τ_T effectively affects the procedure. This finding is questioned in the present researches. The FELWGM is also used to model the DPL bioheat transfer model in the presence of the metabolic and modified Gaussian external heat source [211]. With selecting the suitable values of the parameters of the modified Gaussian external heat source,

the results found to present good consistency with the exact solution. Thermal damages are as well observed to depend on the boundary condition. In spite of the previous work, the authors have announced the effect of both τ_q and τ_T on the temperature profile at the target area during the therapy for this type of heat source. On top of that, a method with less computational cost has been recently suggested to solve a highly complex nonlinear dual-phase-lag (DPL) equation [255].

Using the finite difference method, the boundary value bioheat problem is converted to the ordinary differential equation initial value problem. The Runge-Kutta method is then utilized to find the dimensionless temperature profile. The effect of various properties such like blood perfusion rate and thermal relaxation time of heat flux and also different boundary conditions are investigated in this work. The topic of nonlinear DPL has been also investigated in [256] where the semi-analytical solutions of the non-linear DPL using the Galerkin weighted residuals method are acquired. The non-linearity appears due to the temperature-dependent thermal properties including the blood perfusion rate, heat conductivity and metabolic heat. It is imparted that the temperature-dependent metabolic heat generation and blood perfusion, results in much higher temperature in tumor zone. Also, the temperature-dependent thermal conductivity is found to cause the decrement of the tumor temperature and non-Fourier effects. In spite of the existence of the clinical records, this research only presents a synopsis verification with one analytical result.

3.6.1. Generalized DPL model (GDPL)

An analytical investigation of the 1-D nonequilibrium heat transfer in biological tissues during laser irradiation has been established by solving the generalized dual phase lag (GDPL) equation [248]. The problem includes the non-homogeneous, time-dependent laser heat source. The GDPL is worked out by volume averaging the local instantaneous energy equation for blood and tissue. Then, the derived energy equation can be treated by applying the separation of variables and Duhamel's superposition integral method for both absorbing and scattering tissues. The obtained temperature from the generalized DPL equation is lower from the one attained via the classical DPL Pennes bioheat transfer. This reduction is attributed to contemplated heat convection between the blood vessels and the tissue. This research concludes that the generalized DPL equation reduces to the classical Pennes heat conduction equation by letting both τ_T and τ_q equal to zero. This finding is in agreement with the work by Afrin *et al.* [257] and is also re-emphasized in [258].

Besides, two-dimensional exact analytical analysis of the Fourier/non-Fourier bioheat transfer equation in skin tissue subjected to an instantaneous heating condition is studied [259]. The effects of blood perfusion and the metabolic heat generation on the thermal behavior are also contemplated. A hybrid analytical scheme comprising the

Laplace transform (LT) method in conjunction with the separation of variables technique and inversion theorem is developed. Implying the generalized model, the DPL, TW and Pennes models of bioheat transfer equation are investigated. It is again established that the DPL bioheat transfer equation considering the effects of blood perfusion and metabolic heat generation reduces to the Pennes bioheat transfer equation when $\tau_q = \tau_T$. Consideration of the τ_t makes the heat diffusion in the tissue easier and consequently results in thermal damage increasing and simultaneously burn time decrease while the effects of the thermal relaxation times on the BCs become negligible. In generalized dual-phase-lag (GDPL) model, based on the theory of porous media, the phase lag times are described in terms of the properties of the blood and tissue, inter-phase convective heat transfer quotient and the blood perfusion rate.

In a dissimilar work, the 1-D bioheat transfer with the pulse boundary heat flux is investigated via generalized dual-phase-lag model utilizing the hybrid application of the LT and the modified discretization technique [260]. The obtained temperature distribution is far different from the one acquired by the classical DPL model and the Pennes equation. The authors affirmed that the GDPL equation is not reducible to the Pennes bio-heat transfer one for $\tau_q = \tau_T$ or even for $\tau_q = \tau_T = 0$ s. On the other hand, the non-equilibrium effects during the laser irradiation of the living tissue, with spatial heating source using 1-D generalized dual-phase-lag model of bioheat transfer, has been studied in [261]. Again, the hybrid Laplace transform and the modified discretization technique is employed to solve the problem. The dependence of the phase lag times on the porosity, heat capacities of blood and tissues, coupling factor, and the ratio of the thermal conductivity of the tissue and the blood are also considered.

In similarity to the case with boundary heat source [260], the GDPL is found non-reductive to the Pennes and the classical DPL bioheat transfer equations. This result is in contrast to what mentioned in the previous literature [257, 248]. This research claims that the both phase lag times depending on the various parameters of the problem such as the porosity, heat capacities of blood and tissues, coupling factor, and the ratio of thermal conductivity of tissue and the blood are not independent. In addition, the phase lag time of the spatial heating source also relies on the the porosity, heat capacity of blood, and coupling factor. That is to say, the behavior of the heat transfer is not predictable and the relation between these phase lag times will determine the characteristics of the thermal response of the tissue.

Such reliance of the phase lag times is what have been missed in the previous studies in which the phase lag times are valued independently. Also, the transient bioheat transfer in 3-D living tissue under the effect of the laser radiation internal heat source has been studied in [262]. The generalized DPL model is used for the sub-domain tissue while the blood sub-domain is depicted by the ordinary differential equation. The formulated GDPL problem is

worked out employing the explicit scheme of the finite difference method. The calculation has been performed for different values of porosity, the ratio of blood volume to the total volume. For a lower porosity the temperatures and the degree of tissue damage, found through Arrhenius integral, are greater than that of the higher porosity. The blood perfusion rate, w , in GDPL is presented in an implicit way through the convection-perfusion coupling factor $G \propto w$. The thermally-damaged (Necrotic) tissue, results in zero perfusion rate which itself leads to a reduction of the value of the coupling factor and the porosity value and consequently increasing the temperature. Moreover, the τ_T , τ_q , the effective thermal conductivity and heat capacity, are also impacted.

Unlike the equilibrium based models, for non-equilibrium situations, the phase lag times are not independent. Hence, the generalized DPL model based on the non-equilibrium heat transfer model is developed for finding the temperature distribution during the electromagnetic radiation thermal therapy of the tumor inside the living tissue. The generalized DPL equation is solved using a hybrid numerical framework well-established on the finite difference scheme and the Chebyshev wavelet Galerkin method [263]. Additionally, It is mentioned that a small number of Chebyshev wavelet basis functions are sufficient for obtaining the desired accuracy. The authors declare that the existing convection-perfusion coupling factor, G , in the generalized DPL equation, results in lower temperature at the position of tumor in comparison to what is obtained from the hybrid model based on the classical DPL and the Pennes model. Also, larger phase lag times causes lower temperature at the tumor position.

It is further confirmed that the larger values of porosity and interfacial convective heat transfer yields lower temperature. This recognition is absolutely in agreement with the one obtained in [262], where the lower porosity is found to result in higher temperature. Apart from that, the verification with the previous numerical findings, ascertains the correctness of the present numerical procedure. Also, the nonequilibrium heat transfer in living biological tissues as porous mediums, has been investigated analytically in the context of the generalized DPL model [264, 265].

3.6.2. Generalized boundary-element method (GBEM)

Heat transfer process in the 3D domain of bioheat tissues describing via the DPL bioheat equation, are modeled with the general boundary element method (GBEM) [252]. In GBEM, one of the types of the boundary element method, the derivatives of temperature with respect to time are substituted by the differential coefficients. The BEM, itself, brings down the spatial dimensions of the problem by one and also is the method with the high accuracy. Beside that, the local/temporary boundary heat fluxes and temperature are directly calculated. The efficiency and exactness of the algorithm are verified with comparison the results for the special case with the one obtained from the analytical solution.

In more recent researches, the general boundary element method (GBEM) for DPL heat conduction model of 1-D two-layered thin metal film [266] and 3-D bi-layered microdomain [267] has been developed. Further, the bioheat heat transfer procedure described by the DPL equation and the appropriate boundary-initial value conditions, has been investigated via the explicit scheme of the generalized finite difference method (GFDM) for the first time in [268]. Most of the methods dealing with solving the partial differential equation (PDE) numerical equations are based on the classic variant of the finite difference method (FDM), the control volume method, the finite element method (FEM) or the boundary element method. The GFDM is in a way, the bridge between the classical FDM and FEM resulting from the possibility of arbitrary discretization of the domain. In practice, a cylindrical tissue with the central internal heat source is considered. In the given domain, the cloud of nodes is created with n-point star being attributed to each of the nodes.

Put differently, the n-point star is constructed by the central node and the surrounding points. The accuracy of numerical calculation is directly related to the way of selecting the points creating the star. Cases with various values of nodes density and sizes of n-point stars, have been numerically experienced. Comparison of the obtained results with the ones calculated from the classical finite difference method with a very fine mesh, demonstrates less than one percent global error. Despite the complete and thorough explanation of the GFDM for solving the DPL bioheat transfer equation, the literature misses bringing up the motivation, necessity, and the advantages of newly developed calculations.

3.7. SPH method

Smoothed-particle hydrodynamics is a particle-based numerical method, which has been extensively used for fluid mechanics or deforming domain problems. Ghazanfarian et al. [269] developed the SPH method to solve the DPL/CV-based bioheat model in the non-linear regime. They found excellent agreement between the results of the SPH method and other numerical techniques. However, there is a potential to develop the SPH method to high-dimensional cases for such bioheat non-Fourier problems including multi-physical phenomena.

3.7.1. Statistical method

The thermal damage during the laser irradiation of the living biological tissues is studied in the framework of the GDPL, obtained from the two-step model. In more details, a sample-based stochastic model has been used to deal with the GDPL problem. Although, the remarkable advancement on modeling and simulation of the laser therapy has been achieved, less studies are devoted to the unstable characteristics of the thermal effects directly caused by the intrinsic uncertainties of the input parameters and thermophysical properties [270].

The uncertainties are investigated for the input parameters including laser exposure time (τ_L), blood perfusion (w_b), scattering coefficient (μ_s), diffuse reflectance of light (R_d), and phase lag times of τ_T and τ_q which all are considered to obey the Gaussian distributions of the uncertainty. When the distributions of the input parameters are obtained, Monte Carlo Sampling (MCS), which is a widely used sampling technique, is implied to find the combination of the input parameters. Simply put, the input parameters, being randomly selected are joint together as one sample.

In stochastic modeling, the variableness of the output parameters is assessed in reliance on the uncertainty of the input parameters. Afrin and Zhang have obtained that the effects of laser exposure time, phase lag times, and the blood perfusion on the output parameters of maximum temperature and the thermal damage, overshadow the efficacy of the scattering coefficient and the diffuse reflectance of light on the irradiated surface of tissues. Further, surrogate-based optimization framework has been implied to optimize the thermal damage in the living biological tissues [271]. For highly absorbing tissues, every input variable individually quadratically responses to the output parameters.

3.7.2. Higher-order calculations

The thermal responses concerning nonequilibrium heat transport in a biological tissue, taking into account the second-order effects in lagging, is studied in [272]. Strictly speaking, the non-Fourier bio-heat transfer equation containing the mixed-derivative terms and the high-order derivatives of temperature relative to the time has been established. To conquer the mathematical difficulties of this non-linear DPL (NDPL) problem, a hybrid scheme of the Laplace transform and the modified discretization technique [273] in conjunction with the hyperbolic shape functions is used to treat the present problem. It is confirmed that although the difference between the temperature obtained from the higher-order NDPL and the DPL equation is extremely low, there exists an apparent deviation within the computed results of the thermal damages via the Arrhenius equation. This is ascribed to the strong non-linearity behavior of the Arrhenius equation as a function of temperature.

3.7.3. Separation of variables techniques

The temperature distribution and thermal damage in skin tissues under the effect of the pulse laser heating and fluid cooling is analytically investigated by using the Pennes, C-V and DPL models. Specifically, the bio-heat DPL model considering the general boundary conditions is solved [274]. The second-order differential equation with non-homogeneous boundary conditions is dealt with extending the shifting variable method firstly established in [275]. In [274], the comparison of the thermal damage index, Ω , obtained via several thermal damage models is performed. Most of the models have the form similar

to the more famous Arrhenius burn integration proposed by Henriques and Moritz, $\Omega = \int_0^t A \exp(-E_a/RT) dt$ with A , E_a , and R being, respectively, the material frequency factor, the activation energy, and the universal gas constant [276].

Hence, the difference between the models directly relates to the discrepancy of their coefficients which are implied in the burn damage integral. The difference between the coefficients is attributed to the different experimental databases used to delineate the models and also unlike focus while analyzing the burn process. It is found that for all three Pennes, C-V and DPL models under the same condition, Ω of the Wu model is the largest while that of the Fugitt is the lowest. Also, the Ω of Henriques model is overestimated due to the temperature-independent activation energy and the frequency factor. Further, the effect of simultaneous implication of pulsed heating and the cooling of the skin for thermal therapy is studied. On the other hand, the exact analytical solution of temperature distribution in living tissues during the thermal treatment is studied by solving 1-D Pennes' bioheat equation (PBHE) with the Separation of variables technique [277].

The authors have claimed that most of the researches have used the constant initial steady temperature, which is not totally appropriate for the biological tissues according to the non-homogeneous living cells. The authors have also asserted that the term metabolic heat generation in the PBHE has been ignored in all previous literatures. Contrary to this claim, the calculations in [259] include the metabolic heat generation term. This work includes the metabolic heat generation and also investigates analytically the biological tissues for two different spatially dependent and constant initial conditions. Comparing the obtained temperature profile with the available experimental data it is affirmed that the spatially dependent steady state initial condition is the best option for determination of the thermal distribution in the living tissues.

3.7.4. Fractional-order DPLBHT equation

In 2015, the fractional dual-phase-lag model combining with the corresponding Pennes bioheat transfer equation was proposed [278]. The fractional calculus is a concept defined for integrals and derivatives of arbitrary order. There exist various definitions of fractional order differentiation, such as Grunwald-Letnikov's [279], Riemann-Liouville's and Caputo's [280] definition. Here, the Caputo fractional derivative is substituted in the fractional DPLBH equation. The two first-order time-derivatives are replaced by the fractional operators,

$$q(r, t) + \tau_q^\alpha \frac{\partial^\alpha}{\partial t^\alpha} q(r, t) = -k \{ \nabla T(r, t) + \tau_T^\gamma \frac{\partial^\gamma}{\partial t^\gamma} \nabla T(r, t) \}$$

and also the phase lags τ_q and τ_T are substituted by τ_q^α and τ_T^γ to preserve the dimensions of the equation. The problem is analytically solved by applying the Laplace and Fourier transforms and the solutions are presented through

the Fox H-functions [281]. By fitting the fractional DPL predictions to the available data for temperature distribution and using the nonlinear L–M least-square algorithm for experimental data fitting, two relaxation times and also the orders of fractionality are found. Later, the thermal behavior in living biological tissues is investigated using the time fractional DPLBHT model dealt with a different technique [282, 283]. The living tissue is affected by the metabolic and electromagnetic heat sources during the thermal treatment and also the Dirichlet boundary condition is implied.

In the discussed paper, the time fractional DPLBHT is worked out. To reduce the time fractional DPLBHT equation into the system of ordinary differential equations (ODEs), the spatial discretization framework in space is applied with initial conditions in vector matrix form. Subsequently, the time fractional ODEs is converted into Sylvester matrix equation by using the finite element Legendre wavelet Galerkin method (FELWGM) with utilization of the block pulse function in terms of Caputo fractional order derivative. The multi-resolution analysis of Legendre wavelet in the present case localizes small scale variations of the solution and the fast switching of functional bases. A good consistency between the obtained results from the FELWGM and the exact solution is reported. In brief, the time fractional order derivative as an important parameter in thermal treatment of the cancerous tissues to accurate handling the temperature is the objective of the mentioned paper. The 2D-transient, dual phase lag (DPL), and variable-order fractional energy equation form of the bioheat transfer equation is studied in [284]. The semi-discrete method based on the two-dimensional Legendre wavelets (2D LWs) has been used. In brief, the main problem is reduced to the easily solvable system of algebraic equations. Three different functionality of α , the fraction order, including being constant, increasing and decreasing linearly, respectively, from 0.5 to 1.0 and from 1.0 to 0.5 along the depth are investigated. Increasing α is reported to bring up more intense temperature peak earlier. On the other hand, the constant time fractional order engenders more uniform temperature distribution. Presenting no verification with the other available data, the authors claim that the stability and spectral accuracy of their method is checked with their results obtained for a numerical experimental example. Increasing the fractional order from $\alpha = 0.1$ to $\alpha = 1.0$ causes the augmentation of the maximum temperature of the tissue for about 29%. Concerning this paper, serious and critical problems are signified in a recent published comment [285]. It is pointed out that the main equation in [284],

$$\rho c \frac{\partial^\alpha T(x, t)}{\partial t^\alpha} = k \frac{\partial^\beta T(x, t)}{\partial x^\beta} + Q_{metabolic} + Q_{perfusion} + Q_{source}, \quad (19)$$

is dimensionally problematical. In the mentioned paper, it is stated that the above equation holds for $0 < \alpha \leq 1$ and $0 < \beta \leq 2$. But, put it more precisely, it is obvious

that only two first terms in the equation are dimensionally matched for the case with $\alpha = 1$ and $\beta = 2$. Even for this special case, the above equation is still wrong as the unit of the term $[Q_{perfusion}] = \text{kg m}^2 \text{sec}^{-3}$ differs from the others such as $[Q_{metabolic}] = \text{kg m}^{-1} \text{sec}^{-3}$. Further, the two defined dimensionless parameters, P_f and P_m , are shown to be evidently dimensional. The units of $P_f = \sqrt{\frac{\omega_b c_b \rho_b}{k}}$ and $P_m = \frac{Q_m L^2}{k}$ are respectively, $\text{m}^{1/2}$ and K. These points highly cast doubt on the correctness of the results appeared in [284].

In a very recent work, a space-time fractional DPL bioheat transfer model in the presence of temperature-dependent metabolic and space-time dependent electromagnetic heat sources has been developed [286]. The fractional order partial differential equation is again reduced into the system of algebraic equations by implying the Legendre wavelet collocation method. The set of equations is solved using the Newton iteration method. The error bound and stability analysis along with validation of the numerical method by comparison with the exact solution are presented. To annihilate the cancerous tissues with keeping the healthy cells around intact, finding the accurate temperature distribution in the tumor zone is a necessity.

Accordingly, the effect of variability of time/space fractional derivative orders, transferred power, and also the phase-lagging times on the temperature distribution are investigated and the best choices providing the desirable temperature at a particular time and space are found. In more details, the tissue temperature increases as the space-fractional order derivative grows and decreases when the value of the time-fractional order derivative reduces. Further, the effect of the τ_q is reported to be more noticeable than the τ_t . It should be noted that the comment [285] questioning the non-dimensionality of the parameters P_f and P_m also applies for the articles [283, 286].

At this time, it is noteworthy to mention a new hybrid algorithm based on integrating the local radial basis function collocation method (LRBFCM) and the general boundary element method (GBEM) for dealing with time fractional DPLBHT problems in functionally graded tissues proposed in 2019 [287]. The new operative theory claims that the general solution, T , of the time fractional DPLBHT equation is the sum of the T_f , the solution of the fractional-order governing equation without dual phase lags, and T_d , the solution of the DPL governing equation without fractional derivative, say $T = T_f + T_d$. Caputo time fractional derivative is used to replace the fractional PBHT equation by series of integer-order PDEs. Correspondingly, the LRBFCM is implied to deal with the obtained PDEs at discrete time steps. On the other hand, the DPL equation without considering the fractional-order derivative is resolved via GBEM. It is worth noting that the envisaged theory can be utilized to treat the time fractional-order BHT problems with single or triple phase lag (TPL), as well.

The validity and accuracy of the suggested procedure is

verified via comparison of the LRBFCM-GBEM obtained results with that of the finite difference method [268] and finite element method [283]. A new constitutive model, based on the combination and development of the Cattaneo-Christov model and DPL model, is suggested to investigate the macroscopic and microscopic heat transfer in the moving media [288]. The governing equation includes the phase lag times and also the time fractional derivative with the highest order of $1+\alpha$ ($0 < \alpha \leq 1$). Solutions are calculated numerically utilizing the L1 scheme, which is one of the most reputable and prosperous numerical methods for discretizing the Caputo fractional derivative in time. The model is used to evaluate the heat conduction in processed meat and finding out the effects of the convection velocity on the temporal evolution of the temperature. It is concluded that a larger positive convection velocity leads to the slower temperature transport. Also, the thermal behavior of a biological tissue has been investigated.

It is obtained that the faster temperature transport occurs at the smaller positions while it gets slower for the larger positions when the fractional parameters, α , and β are respectively larger and smaller. Also, the temperature transport becomes slower for a larger macroscopic phase lag times or the convection velocity. Furthermore, the super-diffusion fractional Cattaneo non-Fourier heat conduction model has been applied to simulate the heat diffusion through the skin tissue being in an instant contact with a heat source [289]. In further detail, the three-layer skin tissue in touch with a hot water source and a single-layer skin tissue exposed abruptly to a laser heat source, are investigated. The governing equation is solved using an implicit method and a finite volume technique for the first and second cases, respectively. The results of the Fractional Single-Phase Lag (FSPL) model have been compared with the available data of DPL modeling. More concretely, the temperature profile for the FSPL model with $\alpha=0.9985$ and the phase lag, $\tau=16$, affected by laser on the boundary agrees well with result obtained from DPL with phase lag times of $\tau_q = 16$ and $\tau_T = 0.05$.

3.7.5. Inverse problems

The inverse hyperbolic and DPL, heat conduction problems for estimation of the unknown time-dependent laser irradiance and the thermal damage in laser-irradiated three-layer skin tissue, are respectively investigated in [290] and [291]. The inverse algorithm is based on the conjugate gradient method (CGM) and the discrepancy principle. CGM is deduced from the perturbation principles and converts the inverse problem to the solution of three other problems called as direct, the sensitivity, and the adjoint. The obtained results reveal that the evolved method predicts the unidentified laser irradiation very accurately.

It is declared that the developed technique performs the inverse calculation needless of any initial guess for the functional form of the indeterminate quantities. While

the laser irradiation is assessed, the particular temperature profile and the thermal damage can be attained at the irradiated surface. Also, the solution of inverse problem in predicting the laser intensity in biological tissues via gradient method is presented in [292]. It should be noted that as the gradient algorithm is not always convergent, it is highly important to select a proper starting point to ensure the convergence. Besides, the phase lags τ_q and τ_T , and the thermal diffusivity α of a processed meat are calculated based on the DPL mode [293]. The Laplace transform and the least-squares scheme are used to estimate the unknown parameters. The discrepancy between the predicted temperature and the experimental data is reduced using the least-squares minimization method.

At last, it is also interesting to mention the work by Ismailov *et al.* where the time-dependent blood perfusion coefficient for the conventional Pennes bioheat equation with Ionkin-type nonlocal boundary and integral energy over-determination conditions has been estimated [294]. In the previous techniques, the original problem is converted into the inverse source problem and consequently the perfusion coefficient is predicted within the numerical differentiation. In contrast, in this work, the coefficient is predicted directly via a nonlinear minimization technique. In more details, the method of lines based on a highly accurate pseudospectral approach has been used to resolve the bioheat equation and the perfusion coefficients are found by the Levenberg–Marquardt method using the discrepancy principle as stopping rule.

3.7.6. Transient radiative heat transfer

In this section, the studies modeling the light-tissue interaction using the DPL coupled with radiative transfer equation (RTE) in different frameworks, are dealt.

Discrete ordinate method (DOM). The DPL based heat conduction model coupled with the transient form of RTE for investigating the phenomenon of light propagation inside the tissue phantom is developed in [295]. Two dimensional distribution of the light intensity inside the tissue is found by solving the RTE using the discrete ordinate method (DOM). This is while the heat transfer is modeled employing the finite volume method (FVM) based discretization.

Thereafter, the temperature distribution inside the biological tissue phantom embedded with optical inhomogeneities of varying contrast levels have been determined using the DPL-based model. This study presenting complete and comprehensive verification of the numerical code and the results, compares the temperature distribution and magnitude of the oscillation for three different models of heat conduction named as hyperbolic, DPL, and Fourier. The DPL temperature profile lies between that of the hyperbolic and Fourier models. Further, the authors confirmed that the higher magnitude of the oscillations is attributed to the hyperbolic modeling due to the effect of

the τ_q . On the other hand, the DPL model predicts smaller oscillations owing to the coupled effects of τ_q and τ_T .

Lattice Boltzmann method (LBM)-based numerical framework. Further, the thermal response of the biological tissue under the effect of the laser irradiation, the coupled transient RTE and DPL heat conduction equation has been firstly solved via developing and utilizing a Lattice Boltzmann method (LBM)-based numerical framework in [296]. In more details, the intensity distribution inside the tissue phantom has been calculated by working out the transient RTE.

In other words, the integro-differential in nature equation, is transformed into a set of PDE conforming to the finite number of lattice direction M by using the D2Q8 model in LBM. Then the solution is coupled with a generalized non-Fourier DPL model. The uniform solver based on the concept of LBM has been found to adequately anticipate the thermal responses of the laser-irradiated biological tissue. Additionally, the heat transfer through the biological tissue phantoms has been numerically modeled in cylindrical coordinate system [297]. In particular, the cylindrical coordinate system-based numerical methodology for coupling the FVM-based solution of the transient RTE to the DPL model is developed.

Finite integral transform scheme. Kumar and Srivastava maintained that the complete FIT-based analytical solution of the non-Fourier DPL bio-heat equation, being subsequently coupled with the numerical results of transient RTE, has been developed [298]. The temperature distribution is calculated for three different cases of time-independent/dependent (sinusoidal) BCs and also short pulse laser irradiation.

3.7.7. Green function technique for porous media

The rapid heating of living biological tissues during the hyper-thermia treatment is explained with assessment of the two-equation (medium or step) model [299, 300]. The two-step model considers the biological tissue like a porous medium under Local Thermal Non-Equilibrium (LTNE) circumstances [301]. This model is based on the two coupled partial differential equations written for the tissue (solid phase) and the blood (fluid phase). An adequate transformation of the dependent variable leads to the cancellation of the bio-heat term and then the transient DPL diffusion equation will be analytically solved employing the DPL-based alternative Green's functions solution equation (AGFSE).

As the solid phase temperature is known, the blood temperature is calculated utilizing the approximate lumped capacitance analysis, which reduces a thermal system to a number of discrete lumps with no temperature difference inside, for porous media and the particular application of the biological tissues. The blood temperature is found to be retarded due to the relaxation time between the two

solid and fluid phases. Further, larger values of the porosity and perfusion rate of the tissue improves the cooling influences of the blood through the vessels and lowers the thermal damages. Furthermore, the exact series solutions for finding the temperature distribution in porous passages is developed in [302]. The special attention has been paid to the rapid heating through the biological systems and also the parallel plate and the circular porous passages, filled with solids, have been investigated.

3.7.8. Different heating sources

In this section, the recent literatures presenting the effect of the various kinds of the heating source, are being discussed. Particularly, the cases of Time/space dependent heating source and also moving heating source treated with different method will be explored.

Time/space dependent heating source. At first, the results for the media under the effect of the time-space-dependent heat flux are presented [286]. The recent works have treated this problem utilizing the following methods.

Local thermal non-equilibrium (LTNE) approach

The bi-dimensional local thermal non-equilibrium bioheat model (LTNE DPL) has been developed for investigation of a two-dimensional malignant tissues under a regional hyperthermia treatment [303]. As the skin tissues are porous structures, composed of highly non-uniform non-homogeneous structure of fluid and solid medium, a local thermal non-equilibrium model is preferred over a local thermal equilibrium process. The LTNE DPL is inquired analytically by applying a hybrid scheme based on the change of the variables and FIT with the therapeutic boundary conditions (nonzero temperature gradient) and coordinates dependent initial condition.

Two biological cases with imposed oscillating and constant heat flux on the diseased tissue have been investigated. The sinusoidal therapeutic heat flux is found to be better due to its longer time of the therapy relative to the constant heat flux heating. This long exposure time results in destruction of more cancer cells. Also, the authors employ a medium range of tissue heating of 38–44 °C for the lengthy thermal therapy to avoid the occurrence of the internal injury, instead of applying the usual average temperature of 50 °C for 30 mins.

Radial basis function (RBF) approximations

The heat distribution in skin tissue under the influence of the constant and sinusoidal heat flux at surface has been studied in [304]. The DPL bio heat transfer model is solved using the finite difference and radial basis function (RBF) approximations for the time and space, respectively. It is obtained that decreasing the heating frequency of the sinusoidal heating, leads to the higher value amplitude of the thermal wave. Also, the healthy tissue damage is found to be less probable during the sinusoidal heat flux condition

as compared to that of the constant heat flux condition. This is in agreement with what is obtained in [303].

moving heating source. Secondly, the cases with implied moving heat sources are contemplated. As will be explained more in the following, the recent studies treat such affected mediums with Green's function technique and Finite transform integral.

Green's function technique A 3-D cuboid biological tissue subjected to a time-space dependent moving laser heat source, has been modeled in [305]. The Green's function for three-dimensional DPL bio-heat equation has been derived and it is used to find the analytically the temperature distribution. It has been found that the thermal response caused by a moving heat source is unlike the one obtained for the fixed source problem. The peak temperature emerges at the zone being directly irradiated by the laser beam, and its position moves with the laser beam. Further, the value of the peak temperature is inversely dependent of the speed of the laser beam. The smaller spot size of laser beam results in much concentrated laser power which causes extreme temperature growth in a small affected area.

Finite integral transform method An exact analytical investigation of the heat transfer in a 3-D square shaped cuboid plate under the effect of a moving laser heat source, has been performed based on the combined form of Finite integral transform and Duhamel's theorem [306]. A time decaying laser heat source term has been considered. The Duhamel's theorem is employed due to the existence of the time and space dependent heat source term in the mentioned DPL heat conduction model. This theorem specifically transforms the non-homogeneous problem with time-dependent heat source and constant initial conditions to a homogeneous one with time-dependent initial conditions. Further, the temperature response is found to be highly dependent on the laser power density and duration of the laser exposure. In more details, the increase in laser power density results in larger peak temperature. Also the higher laser exposure time makes the maximum temperature to decrease. The finding is in contrast to what obtained for the generalized DPL bioheat equation in [270]. This conflict can be attributed to the non-biological nature of the problems and also the difference between the dimensions of investigated systems. The present study considers 3-D plate while 1-D living biological cases are studied in [270].

3.7.9. Eigenfunction-based solutions for time-dependent BC

It is also interesting to bring up the new research studying the cases with time-dependent Boundary conditions. The eigenfunction-based solutions for different Fourier and non-Fourier heat conduction models display mismatches at

the boundaries. This is attributed to the dissimilarity between the boundary conditions (BCs) and the associated eigenfunction profiles. Spurious oscillations and also the erroneous solutions in the vicinity of the boundaries are the results of such mismatch. Recently, the DPL bio-heat transfer problem with generalized time-dependent BCs for a 2-D skin tissue phantom is solved analytically based on the finite integral transform (FIT) [307], and unfavorably similar mismatch, peculiarly for Dirichlet BCs, has been seen.

Biswas *et al.* have developed an ingenious technique of homogenization of boundary conditions to eradicate the mismatch between the BCs and corresponding eigenfunctions [308]. The orthogonal eigenfunction expansion method (OEEM) is employed together with the new homogenization technique to the DPLBHT model. The homogenization of the generalized time-dependent BCs is performed by subtracting an auxiliary function from the temperature of the domain of interest. Consequently, a problem in terms of the modified temperature with a modified source and homogeneous BCs is obtained. It is mentioned that an extra condition, say the pseudo-steady state, is enforced to acquire quite simple, unique auxiliary functions. The cases with constant surface temperature and sinusoidal heat flux on the surface are studied. The aforementioned procedure takes away the large spurious oscillations nearby the boundary, for constant surface temperature. In case of the surface heat flux condition, the temperature obtained applying the homogenization approach is found to be in good agreement with that of the FIT approach. Also, the realistic non-zero flux distribution is obtained on the boundary while, the FIT procedure predicts zero heat flux when the same non-zero heat flux at the boundary is applied.

3.7.10. Numerical toolboxes

At last, we concentrate on the newly developed user friendly mathematical tools for solving the non-Fourier DPL Bioheat Equation. This toolbox, becoming very popular in any aspects of the numerical sciences, are usually easy to use, need less expertization and mostly faster than the old-fashioned common coding. Here we review the recent works involving with development of such tools.

Adaptive time integrators. A new, low cost and accurate time marching technique is developed to deal with the dual-phase-lag bioheat transfer equation in [309]. The spatial discretization of the model is performed using the FEM and the temporal discretization is treated via a new algorithm. Hence, the adaptive time integration parameters locally adjust themselves spatially and temporally along the solution procedure, according to the characteristics and the calculated results. It has been demonstrated that this self-starting method is formulated as a non-iterative single step process and consequently it is computationally low cost. The authors claim that the methodology is very

precise, powerful, and entirely automatic and easy to use such that it can be implemented by a non-expert user.

OpenFOAM solver. One of complexities of biological cases is their sophisticated geometrical details. Thus, in order to produce realistic results, we need to perform simulations using object-oriented open-source solvers. Regardless of rapid growth of the non-Fourier heat transfer models, some numerical restrictions for real cases are still problematic. Jamshidi and Ghazanfarian [310, 311] developed an OpenFOAM solver to include extra terms of the DPL model with numerical flexibilities such as supporting structured/unstructured meshes, easy implementation of three-dimensional cases, and easily being coupled with other physics such as elasticity, electrodynamics, or fluid flow. They implemented the DPL heat conduction model for the human hand skin in presence of the circular arteriole.

Jamshidi and Ghazanfarian [312] simulated more realistic three-dimensional multilayered skin of human finger with buried embedded vessels based on the DPL model in the tissue. They developed a novel conjugate solver over the platform of OpenFOAM codes to model the effect of capillaries, small arteries, small veins, the blood velocity, the blood pressure, and the distance from the skin surface in the epidermis, the dermis, and the hypodermis layers. The temperature distribution and the peak-temperature-rise in the skin layers and the buried vessels were computed. Such solvers can be helpful to conduct *ab initio* simulations.

4. The roadmap for future works

As we have seen, there is a gap between theory and practice in bioheat non-Fourier research. On the one hand, practice requires knowledge on the possible heat source terms and perfusion properties of various tissues. On the other hand, non-equilibrium thermodynamics and the dual phase lag approach provide modifications for the constitutive part. These are different parts of the continuum model, and for better understanding, the experimental separation of various physical phenomena is strongly required. Otherwise, one could not decide for which reason the Fourier law does not explain the experimental data: is it lacking some important source terms such as included in the Pennes' model or the Fourier law itself is inadequate?

The theoretical developments lead to better insight with more stable and solvable models. The practical requirements may be less consistent but better suited to the immediate need of the particular problems. The careful experimentation with comparative modelling can lead to the bridge over the gap between the various theories. The practical side needs more accurate models with easy implementation. This is contradictory with developing such specific model in which one needs to know the velocity field of the blood flow, the exact structure of the artery-vein pairs or other particular properties of the tissues. From theoretical point of view, there is a need for models with

stronger physical background, providing modelling capabilities as general as possible without losing accuracy and reliability.

The researches in the field of non-Fourier bioheat transfer can be assorted in three subcategories. The first subclass includes studies which are involved with modeling the therapy to suggest the conditions leading to the optimum thermal treatment with maximum necrosis of the malfunctioning tissue and minimum change of the healthy ones. In spite of numerous researches in this topic, there still exist two open paths for future studies. Although, the bioheat transport have been studied for many biological cases such as modeling the benign and malignant cancerous tumors in organs like tooth, thyroid nodule, skin, breast, and liver, there are hardly any studies dealing with the thermal remedy of abnormality in brain or heart organs.

To be more precise, ablation treatment have been utilized for neurological disorders of the brain to create curative lesions through unfunctional brain circuits and to annihilate the intracranial tumors and also space occupying masses. The used ablative methods for brain surgery are RF thermoablation, stereotactic radiosurgery (SRS), laser interstitial thermal treatment and plus the magnetic resonance-guided focused ultrasound (MRgFUS). In addition, as mentioned before, the RF ablation and also cryoablation are the usual technique for treatment of the heart arrhythmia. Cryoablation surgery being more safe and effective for the children and young adults patients [313] has not been yet modeled. As these operations are so case-sensitive and they should be performed very precisely, the prediction of temperature deamoner to get aware of the patient condition during the surgery is so vital. Hence, one future prospect is to extract the studies to include the non-Fourier modeling of the heat conduction during these mentioned surgeries and the similar cases.

Another challenge for suggesting the appropriate situation to ameliorate the result of the therapy technique is to bring the situation as close as possible to the real conditions. This can be performed via turning the modeling cases to more realistic three-dimensional ones or by providing the temperature, position or time dependent parameters in the calculations. In fact, there are few researches taking into account changing parameters and also more fewer works carrying out the computation in three-dimensional.

Accordingly, the future works will be mostly based on three-dimensional modelings in which the involved known parameters are inconstant. Also, the consideration of unstable properties of the thermal effects directly induced by the intrinsic uncertainties of the input characteristics and thermophysical which results in more precise modeling is a step forward. The second subcategory is involved with pain management of the patients. The thermo-mechanical responses of the skin throughout the therapy being directly related to the distress that the patient endures.

More particularly, the integrated analytical context, including the thermo-mechanical model; the scheme for noci-

ceptor transduction like Hodgkin-Huxley form model; and pain modulation and perception modeling such as gate control theory; have to be developed to quantify the skin pain sensation. As the pain management ensued from the obtained predictions, leads to the less irritating real clinical treatments; the studies in this topic will be of great importance. In other words, being sure of the patients' safety, the research in subsequent stage should be dedicated to provide the patient comfort.

The next important sub class comprises the burn issues and also the protective clothing. Despite the many researches dealing with the skin burn, only few studies have been devoted to appropriately investigation of the protective clothing. Put differently, the protective fabrics between the heat source and skin, make the usual methods to inaccurate predictions as the incident heat can be modified in value and form crossing the garment. Scrutinies in this subject being directly related to the skin biothermomechanics, are not only advantageous for medical usage and are also noteworthy in space and military missions. The drastic and intense circumferences experienced in space travel and also in military operations, makes the procurement of desirable cloths for thermal protection of the astronauts and army personnel; an inevitable problem. Hence, more researches on the topic of biothermomechanics should be performed. Further, here, we will present some important miscellaneous open topics in the filed of DPL non-Fourier bioheat conduction.

The amount of studies on nanomaterials/nanoparticle that are great candidates for different biomedical therapies including outsidely activated hyperthermia, are not too much. More researches in this topic will lead the researchers to suggest the more suitable nanomaterials and helps the clinical physicians to control the situation during the therapy better. For instance, one of the potential nano-materials known as carbon nanotube (CNT), a nested, cylindrical graphene structures and a diameters ranging from a few to hundreds of nanometers; can be an interesting topic of investigation.

On the other hand, nowadays, the cryopreservation, a procedure of preserving the biological tissues with the least serious failures by exposing the tissues to the very low cryogenic temperature; have collected interest. The more obvious query is improving the model to present the more realistic three-dimensional cases. Another challenge in the topic of non-Fourier DPL heat conduction modeling is the lack of information on the values of the τ_q and τ_T . Although the DPL equation has been proposed in 1995, but until now no accurate prediction of the phase lag times in bioheat tissues have been confirmed.

Thereby, the focus should also be on finding out the factual values of the lagging times. On the other hand, the used non-precise phase lag times are also dependent on the the porosity, heat capacity of blood, and the coupling factor. Such reliance of the phase lag times which also affects the thermal response of the tissue is missed out in most of the previous publications and needs to be involved for get-

ting more precious results. At last, it should be noted that among the many works performed in this filed, there are few works presenting the strong verification. That is why it is necessary for theoretical groups to be in contact with the experimentalists and the clinical physicians to provide the available data for the attestation of the calculations.

5. Acknowledgements

The second and the third authors thank ROCKSTUDY Ltd. (Kömérő Kft.), Hungary led by László Kovács for producing the rock samples. The research reported in this paper and carried out at BME has been supported by the grants National Research, Development and Innovation Office-NKFIH FK 134277, K 124366, and by the NRDI Fund (TKP2020 NC, Grant No. BME-NCS) based on the charter of bolster issued by the NRDI Office under the auspices of the Ministry for Innovation and Technology. This paper was supported by the János Bolyai Research Scholarship of the Hungarian Academy of Sciences (R. K.). Supported by the ÚNKP-20-3-II-PTE-624 New National Excellence Program of the Ministry for Innovation and Technology from the source of the National Research, Development and Innovation Fund (S. L.).

References

- [1] J. Ghazanfarian, Z. Shomali, A. Abbassi, Macro- to nanoscale heat and mass transfer: the lagging behavior, *International Journal of Thermophysics*, 36 (7):1416-1467, 2015.
- [2] L. C. Evans. *Partial differential equations*. American Mathematical Soc., 2 edition, 2010.
- [3] S.L. Sobolev, Transport processes and traveling waves in systems with local nonequilibrium, *Sov. Phys. Usp.*, 34(3):217-229, 1991.
- [4] S.L. Sobolev Local non-equilibrium transport models, *Phys. Usp.*, 40:1043-1053, 1997.
- [5] I.V. Kudinov and V.A. Kudinov, Investigation of the pressure distribution in a flow of a viscous fluid in a pipeline under hydraulic-shock conditions with account for the relaxation properties of the fluid, *Journal of Engineering Physics and Thermophysics*, 87(2):344-354, 2014.
- [6] I.V. Kudinov, A.V. Eremin, V.A. Kudinov, A.I. Dovgalo, V.V. Zhukov, Mathematical model of damped elastic rod oscillations with dual-phase-lag, *International Journal of Solids and Structures*, 200:231-241, 2020.
- [7] G. Fichera. Is the Fourier theory of heat propagation paradoxical? *Rediconti del Circolo Matematico di Palermo*, XLI:5-28, 1992.
- [8] J. C. Maxwell. On the dynamical theory of gases. *Philosophical Transactions of the Royal Society of London*, 157:49-88, 1867.
- [9] C. Cattaneo. Sulla conduzione del calore. *Atti Sem. Mat. Fis. Univ. Modena*, 3:83-101, 1948.
- [10] M. P. Vernotte. Le paradoxes de la théorie continue e l'équation de la chaleur. *Comptes rendus hebdomadaires des séances de l'Académie des sciences*, 246:3154-55, 1958.
- [11] B. D. Coleman and M. E. Gurtin. Equipresence and constitutive equations for rigid heat conductors. *Zeitschrift für angewandte Mathematik und Physik ZAMP*, 18(2):199-208, 1967.
- [12] M. E. Gurtin and A. C. Pipkin. A general theory of heat conduction with finite wave speeds. *Archive for Rational Mechanics and Analysis*, 31(2):113-126, 1968.
- [13] M. Fabrizio and B. Lazzari. Stability and second law of thermodynamics in dual-phase-lag heat conduction. *International Journal of Heat and Mass Transfer*, 74:484-489, 2014.

- [14] Da Yu Tzou. The generalized lagging response in small-scale and high-rate heating, *International Journal of Heat and Mass Transfer*, 38(17):3231–3240, 1995.
- [15] D. Y. Tzou. *Macro- to microscale heat transfer (The lagging behaviour)*. Taylor and Francis, 1997.
- [16] P. Ván, V. Ciancio, and L. Restuccia. Generalized Galilean transformations of tensors and cotensors with application to general fluid motion. *Atti Accademia Peloritana dei Pericolanti*, 97(S1):A25(16), 2019.
- [17] I. Müller. On the frame dependence of stress and heat flux. *Archive of Rational Mechanics and Analysis*, 45:241–250, 1972.
- [18] C.I. Christov and P.M. Jordan. Heat conduction paradox involving second-sound propagation in moving media. *Physical Review Letters*, 94(15):154301, 2005.
- [19] C.I. Christov. On frame indifferent formulation of the Maxwell–Cattaneo model of finite-speed heat conduction. *Mechanics Research Communications*, 36(4):481–486, 2009.
- [20] P. Ván. Galilean relativistic fluid mechanics. *Continuum Mechanics and Thermodynamics*, 29(2):585–610, 2017. arXiv:1508.00121 v1- Hungarian; v2- English.
- [21] P. Ván. Thermodynamically consistent gradient elasticity with an internal variable. *Theoretical and Applied Mechanics*, 47(1):1–17, 2020. arXiv:2005.13662.
- [22] P. Ván, M. Pavelka, and M. Grmela. Extra mass flux in fluid mechanics. *Journal of Non-Equilibrium Thermodynamics*, 42(2):133–151, 2017. arXiv:1510.03900.
- [23] M. Fabrizio and F. Franchi. Delayed thermal models: stability and thermodynamics. *Journal of Thermal Stresses*, 37(2):160–173, 2014.
- [24] S. A. Rukolaine and A. M. Samsonov. Local immobilization of particles in mass transfer described by a Jeffreys-type equation. *Physical Review E*, 88:062116, 2013.
- [25] Sergey A Rukolaine. Unphysical effects of the dual-phase-lag model of heat conduction. *International Journal of Heat and Mass Transfer*, 78:58–63, 2014.
- [26] M. Fabrizio, B. Lazzari, and V. Tibullo. Stability and thermodynamic restrictions for a dual-phase-lag thermal model. *Journal of Non-Equilibrium Thermodynamics*, 2017. Published Online:2017/01/10.
- [27] S. A. Rukolaine. Unphysical effects of the dual-phase-lag model of heat conduction: higher-order approximations. *International Journal of Thermal Sciences*, 113:83–88, 2017.
- [28] S. Chiriță, M. Ciarletta and V. Tibullo. On the thermomechanical consistency of the time differential dual-phase-lag models of heat conduction. *International Journal of Heat and Mass Transfer*, 114:277–285, 2017.
- [29] R. Kovács and P. Ván. Thermodynamical consistency of the Dual Phase Lag heat conduction equation. *Continuum Mechanics and Thermodynamics*, 30(6):1223–30, 2018. arXiv:1709.06825.
- [30] Askarizadeh, and H. Ahmadikia. Extended Irreversible Thermodynamics Versus Second Law Analysis of High-Order Dual-Phase-Lag Heat Transfer. *Journal of Heat Transfer*, 140(8):082003(9), 2018.
- [31] D. D. Joseph and L. Preziosi. Heat waves. *Reviews of Modern Physics*, 61:41–73, 1989.
- [32] D. D. Joseph and L. Preziosi. Addendum to the paper "heat waves". *Reviews of Modern Physics*, 62:375–391, 1990.
- [33] B. Nyíri. On the entropy current. *Journal of Non-Equilibrium Thermodynamics*, 16:179–186, 1991.
- [34] I. Müller and T. Ruggeri. *Rational Extended Thermodynamics*, volume 37 of *Springer Tracts in Natural Philosophy*. Springer Verlag, New York-etc., 2nd edition, 1998.
- [35] W. Dreyer and H. Struchtrup. Heat pulse experiments revisited. *Continuum Mechanics and Thermodynamics*, 5:3–50, 1993.
- [36] I. Gyarmati. The wave approach of thermodynamics and some problems of non-linear theories. *Journal of Non-Equilibrium Thermodynamics*, 2:233–260, 1977.
- [37] D. Jou, J. Casas-Vázquez, and G. Lebon. *Extended Irreversible Thermodynamics*. Springer Verlag, Berlin-etc., 1992. 3rd, revised edition, 2001.
- [38] G. Lebon, D. Jou, and J. Casas-Vázquez. *Understanding non-equilibrium thermodynamics*. Springer, 2008.
- [39] G. Lebon, H. Machrafi, M. Grmela, and Ch. Dubois. An extended thermodynamic model of transient heat conduction at sub-continuum scales. *Proc. R. Soc. A*, 467(2135):3241–3256, 2011.
- [40] J. Casas-Vázquez and D. Jou. Temperature in non-equilibrium states. *Reports on Progress in Physics*, 66:1937–2023, 2003.
- [41] J. Verhás. On the entropy current. *Journal of Non-Equilibrium Thermodynamics*, 8:201–206, 1983.
- [42] P. Ván. Weakly nonlocal irreversible thermodynamics – the Guyer-Krumhansl and the Cahn-Hilliard equations. *Physics Letters A*, 290(1-2):88–92, 2001. cond-mat/0106568.
- [43] P. Ván and T. Fülöp. Universality in heat conduction theory: weakly nonlocal thermodynamics. *Annalen der Physik*, 524(8):470–478, 2012. arXiv:1108.5589.
- [44] R. Kovács and P. Ván. Generalized heat conduction in heat pulse experiments. *International Journal of Heat and Mass Transfer*, 83:613–620, 2015. arXiv:1409.0313v2.
- [45] S.R. de Groot and P. Mazur. *Non-equilibrium Thermodynamics*. North-Holland Publishing Company, Amsterdam, 1962.
- [46] A.E. Green and P. M. Naghdi. A re-examination of the basic postulates of thermomechanics. *Proceedings of the Royal Society: Mathematical and Physical Sciences*, 432(1885):171–194, 1991.
- [47] M. Fabrizio and A. Morro. Thermodynamics and second sound in a two-fluid model of helium II; Revisited. *Journal of Non-Equilibrium Thermodynamics*, 28:69–84, 2003.
- [48] P. M. Mariano. Finite-speed heat propagation as a consequence of microstructural changes. *Continuum Mechanics and Thermodynamics*, 29:1241–1248, 2017.
- [49] P. Ván. Nonequilibrium thermodynamics: emergent and fundamental. *Philosophical Transactions of the Royal Society A*, 378:20200066, 2020. arXiv:2002.07664.
- [50] A. Berezovskii and P. Ván. *Internal Variables in Thermoelasticity*. Springer, 2017.
- [51] V. A. Cimmelli, D. Jou, T. Ruggeri, and P. Ván. Entropy principle and recent results in non-equilibrium theories. *Entropy*, 16:1756–1807, 2014.
- [52] D. M. Jou. Relations between Rational Extended Thermodynamics and Extended Irreversible Thermodynamics. *Philosophical Transactions of the Royal Society A*, 378(2170):20190172, 2020.
- [53] S. Simic R. Kovács, D. Madjarevic and P. Ván. Non-equilibrium theories of rarefied gases: internal variables and extended thermodynamics. *Continuum Mechanics and Thermodynamics*, 2020. arXiv:1812.10355 v2.
- [54] H. C. Öttinger. *Beyond equilibrium thermodynamics*. Wiley-Interscience, 2005.
- [55] Wen-An Yong. Remarks on the conservation-dissipation formalism of irreversible thermodynamics. *Philosophical Transactions of the Royal Society A*, 378(2170):20190177, 2020.
- [56] E. Romenski, I. Peshkov, M. Dumbser, and F. Fambri. A new continuum model for general relativistic viscous heat-conducting media. *Philosophical Transactions of the Royal Society A*, 378(2170):20190175, 2020.
- [57] K. Frischmuth and V. A. Cimmelli. Numerical reconstruction of heat pulse experiments. *International Journal of Engineering Science*, 33(2):209–215, 1995.
- [58] K. Frischmuth and V. A. Cimmelli. Hyperbolic heat conduction with variable relaxation time. *Journal of Theoretical and Applied Mechanics*, 34(1):57–65, 1996.
- [59] K. Frischmuth and V. A. Cimmelli. Coupling in thermo-mechanical wave propagation in NaF at low temperature. *Archives of Mechanics*, 50(4):703–713, 1998.
- [60] G. Balassa, P. Rogolino, Á. Rieth, and R. Kovács. Analytical and numerical modelling of ballistic heat conduction observed in heat pulse experiments. submitted, arxiv 2004.06659.
- [61] G. Chen. Ballistic-diffusive heat-conduction equations. *Physical Review Letters*, 86(11):2297(4), 2001.
- [62] G. Chen. Ballistic-diffusive equations for transient heat conduc-

- tion from nano to macroscales. *ASME Journal of Heat Transfer*, 124(2):320–328, 2002.
- [63] A. Berezovski and M. Berezovski. Influence of microstructure on thermoelastic wave propagation. *Acta Mechanica*, 224(11):2623–2633, 2013.
- [64] A. Berezovski and J. Engelbrecht. Thermoelastic waves in microstructured solids: Dual internal variables approach. *Journal of Coupled Systems and Multiscale Dynamics*, 1(1):112–119, 2013.
- [65] A. Berezovski and P. Ván. Microinertia and internal variables. *Continuum Mechanics and Thermodynamics*, 28:1027–1037, 2016. arXiv:1504.03485.
- [66] A. Berezovski. Internal variables representation of generalized heat equations. *Continuum Mechanics and Thermodynamics*, 31(6):1733–174, 2019.
- [67] T. Arima, S. Taniguchi, T. Ruggeri, and M. Sugiyama. Extended thermodynamics of real gases with dynamic pressure: An extension of Meixner’s theory. *Physics Letters A*, 376(44):2799–2803, 2012.
- [68] T. Ruggeri and M. Sugiyama. *Rational Extended Thermodynamics beyond the Monatomic Gas*. Springer, 2015.
- [69] T. Arima, T. Ruggeri, and M. Sugiyama. Rational Extended Thermodynamics of dense polyatomic gases incorporating molecular rotation and vibration. *Philosophical Transactions of the Royal Society A*, 378(2170):20190176, 2020.
- [70] W. J. Parker, R. J. Jenkins, C. P. Butler, and G. L. Abbott. Flash method of determining thermal diffusivity, heat capacity, and thermal conductivity. *Journal of Applied Physics*, 32(9):1679–1684, 1961.
- [71] L. Onsager. Reciprocal relations in irreversible processes. I. *Physical Review*, 37(4):405, 1931.
- [72] L. Tisza. Transport phenomena in Helium II. *Nature*, 141:913, 1938.
- [73] L. Landau. Two-fluid model of liquid Helium II. *J. Phys. USSR*, 5:71, 1941.
- [74] V. Peshkov. Second sound in Helium II. *J. Phys. (Moscow)*, 381(8), 1944.
- [75] M. S. Mongioli, D. Jou, and M. Sciacca. Non-equilibrium thermodynamics, heat transport and thermal waves in laminar and turbulent superfluid helium. *Physics Reports*, 2018.
- [76] D. Saluto, L. and Jou. Entrance, slip, and turbulent effects in heat transport in superfluid helium across a thin layer. *Zeitschrift für angewandte Mathematik und Physik*, 71(2):1–15, 2020.
- [77] M. Sciacca, D. Jou, and M. S. Mongioli. K-I model in turbulent superfluid helium. *Physica A: Statistical Mechanics and its Applications*, page 123885, 2019.
- [78] G. P. Bewley, D. P. Lathrop, and K. R. Sreenivasan. Superfluid helium: Visualization of quantized vortices. *Nature*, 441(7093):588, 2006.
- [79] E. Kim and M. H. W. Chan. Probable observation of a super-solid helium phase. *Nature*, 427(6971):225, 2004.
- [80] D. Vollhardt and P. Wölfle. *The superfluid phases of helium 3*. Courier Corporation, 2013.
- [81] F. London. *Superfluids*. Structure of Matter Series. New York, Wiley, 1954.
- [82] P. C. Hohenberg and P. C. Martin. Microscopic theory of superfluid helium. *Annals of Physics*, 34(2):291–359, 1965.
- [83] S. J. Putterman. Superfluid hydrodynamics. In *Amsterdam, North-Holland Publishing Co.; New York, American Elsevier Publishing Co., Inc. (North-Holland Series in Low Temperature Physics. Volume 3), 1974. 464 p.*, volume 3, 1974.
- [84] L. Dresner. *Transient heat transfer in superfluid helium*, volume 27. 1982.
- [85] L. Dresner. *Transient heat transfer in superfluid helium Part II*. Springer, 1984.
- [86] C. T. Lane, H. Fairbank, H. Schultz, and W. Fairbank. "Second sound" in liquid Helium II. *Physical Review*, 70(5-6):431, 1946.
- [87] R. D. Maurer and M. A. Herlin. Second sound velocity in Helium II. *Physical Review*, 76(7):948, 1949.
- [88] J. C. Ward and J. Wilks. The velocity of second sound in liquid Helium near the absolute zero. *The London, Edinburgh, and Dublin Philosophical Magazine and Journal of Science*, 42(326):314–316, 1951.
- [89] J. R. Pellam. Investigations of pulsed second sound in liquid helium II. *Physical Review*, 75(8):1183, 1949.
- [90] G. Mascali and V. Romano. Charge transport in graphene including thermal effects. *SIAM Journal on Applied Mathematics*, 77(2):593–613, 2017.
- [91] K. R. Atkins and D. V. Osborne. The velocity of second sound below 1 K. *The London, Edinburgh, and Dublin Philosophical Magazine and Journal of Science*, 41(321):1078–1081, 1950.
- [92] H. E. Jackson and C. T. Walker. Thermal conductivity, second sound and phonon-phonon interactions in NaF. *Physical Review B*, 3(4):1428–1439, 1971.
- [93] H. E. Jackson, C. T. Walker, and T. F. McNelly. Second sound in NaF. *Physical Review Letters*, 25(1):26–28, 1970.
- [94] R. Kovács and P. Rogolino. Numerical treatment of nonlinear Fourier and Maxwell-Cattaneo-Vernotte heat transport equations. *International Journal of Heat and Mass Transfer*, 150:119281, 2020.
- [95] T. F. McNelly. Second Sound and Anharmonic Processes in Isotopically Pure Alkali-Halides. 1974. Ph.D. Thesis, Cornell University.
- [96] M. Grmela. Generic guide to the multiscale dynamics and thermodynamics. *Journal of Physics Communications*, 2(3):032001, 2018.
- [97] M. Pavelka, V. Klika and M. Grmela. *Multiscale Thermodynamics: Introduction to GENERIC*, Walter de Gruyter GmbH, 2018.
- [98] V. Narayanamurti and R. D. Dynes. Observation of second sound in Bismuth. *Physical Review Letters*, 26:–1465, 1972.
- [99] V. Narayanamurti and R. C. Dynes. Ballistic phonons and the transition to second sound in solid ^3He and ^4He . *Physical Review B*, 12(5):1731–1738, 1975.
- [100] V. Narayanamurti, R. C. Dynes, and K. Andres. Propagation of sound and second sound using heat pulses. *Physical Review B*, 11(7):2500–2524, 1975.
- [101] R. A. Guyer and J. A. Krumhansl. Dispersion relation for second sound in solids. *Physical Review*, 133(5A):A1411, 1964.
- [102] R. A. Guyer and J. A. Krumhansl. Thermal Conductivity, Second Sound, and Phonon Hydrodynamic Phenomena in Non-metallic Crystals. *Physical Review*, 148:778–788, 1966.
- [103] C. T. Walker. Thermal conductivity of some alkali halides containing F centers. *Physical Review*, 132(5):1963–1975, 1963.
- [104] R. Kovács and P. Ván. Models of Ballistic Propagation of Heat at Low Temperatures. *International Journal of Thermophysics*, 37(9):95, 2016.
- [105] R. Kovács and P. Ván. Second sound and ballistic heat conduction: NaF experiments revisited. *International Journal of Heat and Mass Transfer*, 117:682–690, 2018. arXiv:1708.09770.
- [106] Yanbao Ma. A transient ballistic-diffusive heat conduction model for heat pulse propagation in nonmetallic crystals. *International Journal of Heat and Mass Transfer*, 66:592–602, 2013.
- [107] Yanbao Ma. A hybrid phonon gas model for transient ballistic-diffusive heat transport. *Journal of Heat Transfer*, 135(4):044501, 2013.
- [108] SJ Rogers. Transport of heat and approach to second sound in some isotopically pure alkali-halide crystals. *Physical Review B*, 3(4):1440, 1971.
- [109] S. J. Rogers. Second sound in solids: the effects of collinear and non-collinear three phonon processes. *Le Journal de Physique Colloques*, 33(4):4–111, 1972.
- [110] L. D. Landau and E. M. Lifshitz. *Theoretical Physics. Vol. 6. Fluid Mechanics*. Nauka, Moscow, 1986.
- [111] V. Józsa and R. Kovács. *Solving Problems in Thermal Engineering: A Toolbox for Engineers*. Springer, 2020.
- [112] R. Kovács. On the rarefied gas experiments. *Entropy*, 21(7):718, 2019. arXiv: 1808.06860.
- [113] H. Struchtrup. *Macroscopic Transport Equations for Rarefied Gas Flows*. Springer, 2005.
- [114] J. Meixner. Absorption und Dispersion des Schalles in Gasen

- mit Chemisch Reagierenden und Anregbaren Komponenten. I. Teil. *Annalen der Physik*, 435(6-7):470–487, 1943.
- [115] T. Arima, T. Ruggeri, M. Sugiyama, and S. Taniguchi. Non-linear extended thermodynamics of real gases with 6 fields. *International Journal of Non-Linear Mechanics*, 72:6–15, 2015.
- [116] T. Arima, S. Taniguchi, T. Ruggeri, and M. Sugiyama. Dispersion relation for sound in rarefied polyatomic gases based on extended thermodynamics. *Continuum Mechanics and Thermodynamics*, 25(6):727–737, 2013.
- [117] H. Struchtrup. Resonance in rarefied gases. *Continuum Mechanics and Thermodynamics*, 24(4-6):361–376, 2012.
- [118] H. Struchtrup and P. Taheri. Macroscopic transport models for rarefied gas flows: a brief review. *IMA Journal of Applied Mathematics*, 76(5):672–697, 2011.
- [119] H. Struchtrup. Stable transport equations for rarefied gases at high orders in the Knudsen number. *Physics of Fluids*, 16(11):3921–3934, 2004.
- [120] H. Struchtrup and M. Torrilhon. Higher-order effects in rarefied channel flows. *Physical Review E*, 78(4):046301, 2008.
- [121] J. E. Rhodes Jr. The velocity of sound in hydrogen when rotational degrees of freedom fail to be excited. *Physical Review*, 70(11-12):932, 1946.
- [122] M. Greenspan. Propagation of sound in five monatomic gases. *The Journal of the Acoustical Society of America*, 28(4):644–648, 1956.
- [123] E. Meyer and G. Sessler. Schallausbreitung in gasen bei hohen frequenzen und sehr niedrigen drucken. *Zeitschrift für Physik*, (149):15–39, 1957.
- [124] C. G. Sluijter, H. F. P. Knaap, and J. J. M. Beenakker. Determination of rotational relaxation times of hydrogen isotopes by sound absorption measurements at low temperatures I. *Physica*, 30(4):745–762, 1964.
- [125] C. G. Sluijter, H. F. P. Knaap, and J. J. M. Beenakker. Determination of rotational relaxation times of hydrogen isotopes by sound absorption measurements at low temperatures II. *Physica*, 31(6):915–940, 1965.
- [126] J. A. Gracki, G. P. Flynn, and J. Ross. Viscosity of Nitrogen, Helium, Hydrogen, and Argon from -100 to 25 c up to 150-250 atmospheres. *Project SQUID Technical Report*, page 33, 1969.
- [127] A. Van Itterbeek and O. Van Paemel. Measurements on the viscosity of gases for low pressures at room temperature and at low temperatures. *Physica*, 7(3):273–283, 1940.
- [128] A. Beskok and G. E. Karniadakis. Report: a model for flows in channels, pipes, and ducts at micro and nano scales. *Microscale Thermophysical Engineering*, 3(1):43–77, 1999.
- [129] E. Roohi and M. Darbandi. Extending the Navier–Stokes solutions to transition regime in two-dimensional micro-and nanochannel flows using information preservation scheme. *Physics of Fluids*, 21(8):082001, 2009.
- [130] M. Carrasi and A. Morro. A modified Navier-Stokes equation, and its consequences on sound dispersion. *Il Nuovo Cimento B*, (9):321–343, 1972.
- [131] M. Carrasi and A. Morro. Some remarks about dispersion and absorption of sound in monatomic rarefied gases. *Il Nuovo Cimento B*, (13):281–289, 1973.
- [132] R. Kovács, P. Rogolino, and D. Jou. When theories and experiments meet: rarefied gases as a benchmark of non-equilibrium thermodynamic models. 2019. arXiv: 1912.02158.
- [133] C.-W. Chang, D. Okawa, H. Garcia, A. Majumdar, and A. Zettl. Breakdown of Fourier’s law in nanotube thermal conductors. *Physical Review Letters*, 101(7):075903, 2008.
- [134] A. Cepellotti, G. Fugallo, L. Paulatto, M. Lazzeri, F. Mauri, and N. Marzari. Phonon hydrodynamics in two-dimensional materials. *Nature Communications*, 6:6400, 2015.
- [135] S. D. Brorson, J. G. Fujimoto, and E. P. Ippen. Femtosecond electronic heat-transport dynamics in thin gold films. *Physical Review Letters*, 59(17):1962, 1987.
- [136] M. E. Siemens, Q. Li, R. Yang, K. A. Nelson, E. H. Anderson, M. M. Murnane, and H. C. Kapteyn. Quasi-ballistic thermal transport from nanoscale interfaces observed using ultrafast coherent soft X-ray beams. *Nature Materials*, 9(1):26, 2010.
- [137] K. M. Hoogeboom-Pot, J. N. Hernandez-Charpak, X. Gu, T. D. Frazer, E. H. Anderson, W. Chao, R. W. Falcone, R. Yang, M. M. Murnane, H. C. Kapteyn, and D. Nardi. A new regime of nanoscale thermal transport: Collective diffusion increases dissipation efficiency. *Proceedings of the National Academy of Sciences*, page 201503449, 2015.
- [138] J. Lee, J. Lim, and P. Yang. Ballistic phonon transport in holey silicon. *Nano Letters*, 15(5):3273–3279, 2015.
- [139] M. Wang, N. Yang, and Z.-Y. Guo. Non-Fourier heat conductions in nanomaterials. *Journal of Applied Physics*, 110(6):064310, 2011.
- [140] P. G. Klemens. Theory of thermal conduction in thin ceramic films. *International Journal of Thermophysics*, 22(1):265–275, 2001.
- [141] D. G. Cahill, K. Goodson, and A. Majumdar. Thermometry and thermal transport in micro/nanoscale solid-state devices and structures. *Journal of Heat Transfer*, 124(2):223–241, 2002.
- [142] D. G. Cahill, W. K. Ford, K. E. Goodson, G. D. Mahan, A. Majumdar, H. J. Maris, R. Merlin, and S. R. Phillpot. Nanoscale thermal transport. *Journal of Applied Physics*, 93(2):793–818, 2003.
- [143] W. Kim, R. Wang, and A. Majumdar. Nanostructuring expands thermal limits. *Nano Today*, 2(1):40–47, 2007.
- [144] V. Rawat, Y. K. Koh, D. G. Cahill, and T. D. Sands. Thermal conductivity of (Zr, W) N/ScN metal/semiconductor multilayers and superlattices. *Journal of Applied Physics*, 105(2):024909, 2009.
- [145] F. X. Alvarez and D. Jou. Memory and nonlocal effects in heat transport: from diffusive to ballistic regimes. *Applied Physics Letters*, 90(8):083109, 2007.
- [146] S. R. Choi, D. Kim, S.-H. Choa, S.-H. Lee, and J.-K. Kim. Thermal conductivity of AlN and SiC thin films. *International Journal of Thermophysics*, 27(3):896–905, 2006.
- [147] N. Yang, G. Zhang, and B. Li. Violation of Fourier’s law and anomalous heat diffusion in silicon nanowires. *Nano Today*, 5(2):85–90, 2010.
- [148] R. Chen, A. I. Hochbaum, P. Murphy, J. Moore, P. Yang, and A. Majumdar. Thermal conductance of thin silicon nanowires. *Physical Review Letters*, 101(10):105501, 2008.
- [149] M. Fujii, X. Zhang, H. Xie, H. Ago, K. Takahashi, T. Ikuta, Hi. Abe, and T. Shimizu. Measuring the thermal conductivity of a single carbon nanotube. *Physical Review Letters*, 95(6):065502, 2005.
- [150] B.-Y. Cao and Z.-Y. Guo. Equation of motion of a phonon gas and non-Fourier heat conduction. *Journal of Applied Physics*, 102(5):053503, 2007.
- [151] B. Saha, T. D. Sands, and U. V. Waghmare. First-principles analysis of ZrN/ScN metal/semiconductor superlattices for thermoelectric energy conversion. *Journal of Applied Physics*, 109(8):083717, 2011.
- [152] B. Saha, Y. R. Koh, J. Comparan, S. Sadasivam, J. L. Schroeder, M. Garbrecht, A. Mohammed, J. Birch, T. Fisher, A. Shakouri, and T. D. Sands. Cross-plane thermal conductivity of (Ti, W) N/(Al, Sc) N metal/semiconductor superlattices. *Physical Review B*, 93(4):045311, 2016.
- [153] F. Vázquez, P. Ván, and R. Kovács. Ballistic-diffusive model for heat transport in superlattices and the minimum effective heat conductivity. *Entropy*, 22:167, 2020.
- [154] G. Lebon, M. Grmela, and C. Dubois. From ballistic to diffusive regimes in heat transport at nano-scales. *Comptes Rendus Mecanique*, 339(5):324–328, 2011.
- [155] K. Mitra, S. Kumar, A. Vedevarz, and M. K. Moallemi. Experimental evidence of hyperbolic heat conduction in processed meat. *Journal of Heat Transfer*, 117(3):568–573, 1995.
- [156] W. Kaminski. Hyperbolic heat conduction equation for materials with a nonhomogeneous inner structure. *Journal of Heat Transfer*, 112(3):555–560, 1990.
- [157] P. J. Antaki. New interpretation of non-Fourier heat conduction in processed meat. *Journal of Heat Transfer*, 127(2):189–193, 2005.
- [158] A. Graßmann and F. Peters. Experimental investigation

- of heat conduction in wet sand. *Heat and Mass Transfer*, 35(4):289–294, 1999.
- [159] H. Herwig and K. Beckert. Fourier versus non-Fourier heat conduction in materials with a nonhomogeneous inner structure. *Transactions-American Society of Mechanical Engineers Journal of Heat Transfer*, 122(2):363–364, 2000.
- [160] H. Herwig and K. Beckert. Experimental evidence about the controversy concerning Fourier or non-Fourier heat conduction in materials with a nonhomogeneous inner structure. *Heat and Mass Transfer*, 36(5):387–392, 2000.
- [161] T. J. Bright and Z. M. Zhang. Common misperceptions of the hyperbolic heat equation. *J. Thermophys. Heat Transfer*, 23:601–607, 2009.
- [162] F. Jiang. Non-Fourier heat conduction phenomena in porous material heated by microsecond laser pulse. *Microscale Thermophysical Engineering*, 6(4):331–346, 2003.
- [163] A. Banerjee, A. A. Ogale, C. Das, K. Mitra, and C. Subramanian. Temperature distribution in different materials due to short pulse laser irradiation. *Heat Transfer Engineering*, 26(8):41–49, 2005.
- [164] R. Quintanilla and R. Racke. Qualitative aspects in dual-phase-lag heat conduction. *Proceedings of the Royal Society of London A: Mathematical, Physical and Engineering Sciences*, 463(2079):659–674, 2007.
- [165] M. Dreher, R. Quintanilla, and R. Racke. Ill-posed problems in thermomechanics. *Applied Mathematics Letters*, 22(9):1374–1379, 2009.
- [166] M. M. Chen and K. R. Holmes. Microvascular contributions in tissue heat transfer. *Annals of the New York Academy of Sciences*, 335(1):137–150, 1980.
- [167] S. Weinbaum, L. M. Jiji, and D. E. Lemons. Theory and experiment for the effect of vascular microstructure on surface tissue heat transfer. Part I: Anatomical foundation and model conceptualization. *Journal of Biomechanical Engineering*, 106(4):321–330, 1984.
- [168] L. M. Jiji. *Heat Conduction: Third Edition*. Springer-Verlag Berlin Heidelberg, 3 edition, 2009.
- [169] S. Weinbaum and L. M. Jiji. A new simplified bioheat equation for the effect of blood flow on local average tissue temperature. *Journal of Biomechanical Engineering*, 107(2):131–139, 1985.
- [170] W. Wulff. The energy conservation equation for living tissue. *IEEE Transactions on Biomedical Engineering*, 6(BME-21):494–495, 1974.
- [171] S. Both, B. Czél, T. Fülöp, Gy. Gróf, Á. Gyenis, R. Kovács, P. Ván, and J. Verhás. Deviation from the Fourier law in room-temperature heat pulse experiments. *Journal of Non-Equilibrium Thermodynamics*, 41(1):41–48, 2016. arXiv:1506.05764.
- [172] P. Ván, A. Berezovski, T. Fülöp, Gy. Gróf, R. Kovács, Á. Lovas, and J. Verhás. Guyer-Krumhansl-type heat conduction at room temperature. *EPL*, 118(5):50005, 2017. arXiv:1704.00341v1.
- [173] T. Fülöp, R. Kovács, Á. Lovas, Á. Rieth, T. Fodor, M. Szücs, P. Ván, and Gy. Gróf. Emergence of non-Fourier hierarchies. *Entropy*, 20(11):832, 2018. arXiv: 1808.06858.
- [174] R. Kovács. *Heat conduction beyond Fourier’s law: theoretical predictions and experimental validation*. PhD thesis, Budapest University of Technology and Economics (BME), 2017.
- [175] T. Fülöp, R. Kovács, and P. Ván. Thermodynamic hierarchies of evolution equations. *Proceedings of the Estonian Academy of Sciences*, 64(3):389–395, 2015.
- [176] H. C. Brinkman. A calculation of the viscous force exerted by a flowing fluid on a dense swarm of particles. *Flow, Turbulence and Combustion*, 1(1):27, 1949.
- [177] L. Durlafsky and J. F. Brady. Analysis of the Brinkman equation as a model for flow in porous media. *The Physics of Fluids*, 30(11):3329–3341, 1987.
- [178] E. H. Wong, K. C. Chan, T. B. Lim, and T. F. Lam. Non-Fickian moisture properties characterisation and diffusion modeling for electronic packages. pages 302–306, 1999.
- [179] D. De Kee, Q. Liu, and J. Hinestroza. Viscoelastic (non-Fickian) diffusion. *The Canadian Journal of Chemical Engineering*, 83(6):913–929, 2005.
- [180] D. Maillé. A review of the models using the Cattaneo and Verotte hyperbolic heat equation and their experimental validation. *International Journal of Thermal Sciences*, 139:424–432, 2019.
- [181] R. Kovács. Analytic solution of Guyer-Krumhansl equation for laser flash experiments. *International Journal of Heat and Mass Transfer*, 127:631–636, 2018.
- [182] K.V. Zhukovsky. Exact solution of Guyer–Krumhansl type heat equation by operational method. *International Journal of Heat and Mass Transfer*, 96:132–144, 2016.
- [183] K. V. Zhukovsky and H. M. Srivastava. Analytical solutions for heat diffusion beyond Fourier law. *Applied Mathematics and Computation*, 293:423–437, 2017.
- [184] K. V. Zhukovsky. Operational approach and solutions of hyperbolic heat conduction equations. *Axioms*, 5(4):28, 2016.
- [185] M. T. Manzari and M. T. Manzari. On numerical solution of hyperbolic heat conduction. *Communications in Numerical Methods in Engineering*, 15(12):853–866, 1999.
- [186] B. Xu and B. Q. Li. Finite element solution of non-fourier thermal wave problems. *Numerical Heat Transfer: Part B: Fundamentals*, 44(1):45–60, 2003.
- [187] S. Bargmann and P. Steinmann. Finite element approaches to non-classical heat conduction in solids. *Computer Modeling in Engineering Sciences*, 9(2):133–150, 2005.
- [188] S. Bargmann and P. Steinmann. Modeling and simulation of first and second sound in solids. *International Journal of Solids and Structures*, 45(24):6067–6073, 2008.
- [189] H. Rahideh, P. Malekzadeh, and M. R. G. Haghighi. Heat conduction analysis of multi-layered FGMs considering the finite heat wave speed. *Energy Conversion and Management*, 55:14–19, 2012.
- [190] V. Vishwakarma, A. K. Das, and P. K. Das. Analysis of non-Fourier heat conduction using smoothed particle hydrodynamics. *Applied Thermal Engineering*, 31(14-15):2963–2970, 2011.
- [191] S. Bargmann and A. Favata. Continuum mechanical modeling of laser-pulsed heating in polycrystals: A multi-physics problem of coupling diffusion, mechanics, and thermal waves. *ZAMM-Journal of Applied Mathematics and Mechanics/Zeitschrift für Angewandte Mathematik und Mechanik*, 94(6):487–498, 2014.
- [192] Á. Rieth, R. Kovács, and T. Fülöp. Implicit numerical schemes for generalized heat conduction equations. *International Journal of Heat and Mass Transfer*, 126:1177 – 1182, 2018.
- [193] T. Fülöp, R. Kovács, M. Szücs, and M. Fawai. Thermodynamical extension of a symplectic numerical scheme with half space and time shifts demonstrated on rheological waves in solids. *Entropy*, page 155, 205420.
- [194] W. H. Press. *Numerical Recipes 3rd Edition: The Art of Scientific Computing*. Cambridge University Press, 2007.
- [195] I. Romero. Algorithms for coupled problems that preserve symmetries and the laws of thermodynamics: Part I: Monolithic integrators and their application to finite strain thermoelasticity. *Computer Methods in Applied Mechanics and Engineering*, 199(25-28):1841–1858, 2010.
- [196] I. Romero. Algorithms for coupled problems that preserve symmetries and the laws of thermodynamics: Part II: Fractional step methods. *Computer Methods in Applied Mechanics and Engineering*, 199(33-36):2235–2248, 2010.
- [197] D. Portillo, J. C. García Orden, and I. Romero. Energy–entropy–momentum integration schemes for general discrete non-smooth dissipative problems in thermomechanics. *International Journal for Numerical Methods in Engineering*, 112(7):776–802, 2017.
- [198] X. Shang and H. C. Öttinger. Structure-preserving integrators for dissipative systems based on reversible–irreversible splitting. *Proceedings of the Royal Society A*, 476(2234):20190446, 2020.
- [199] J. Ghazanfarian, A. Abbassi, Effect of boundary phonon scattering on Dual-Phase-Lag model to simulate micro- and nanoscale heat conduction, *International Journal of Heat and Mass Transfer*, 52(15-16):3706-11, 2009.

- [200] J. Ghazanfarian and Z. Shomali, Investigation of dual-phase-lag heat conduction model in a nanoscale metal-oxide-semiconductor field-effect transistor, *International Journal of Heat and Mass Transfer*, 55(21-22):6231-7, 2012.
- [201] Z. Shomali and A. Abbassi, Investigation of highly nonlinear dual-phase-lag model in nanoscale solid argon with temperature-dependent properties, *International Journal of Thermal Sciences*, 83:56-67, 2014.
- [202] Z. Shomali, J. Ghazanfarian, A. Abbassi, Investigation of bulk/film temperature-dependent properties for highly nonlinear DPL model in a nanoscale device: the case with high-k metal gate MOSFET, *Superlattices and Microstructures*, 83:699, 2015.
- [203] Z. Shomali, A. Abbassi, J. Ghazanfarian, Development of Non-Fourier Thermal Attitude for Three-Dimensional and Graphene-Based MOS Devices, *Applied Thermal Engineering*, 104:616-627, 2016.
- [204] Z. Shomali, B. Pedar, J. Ghazanfarian, A. Abbassi, Monte-Carlo Parallel Simulation of Phonon Transport for 3D Nano-Devices, *International Journal of Thermal Sciences*, 114:139-154, 2017.
- [205] Z. Shomali and R. Asgari, Effects of low-dimensional material channels on energy consumption of Nano-devices, *International Communication in Heat and Mass Transfer*, 94:77-84, 2018.
- [206] A. Shirkevand, and H.R. Nazif, Numerical study on the effects of blood perfusion and body metabolism on the temperature profile of human forearm in hyperthermia conditions, *Journal of thermal biology*, 84:339-350, 2019.
- [207] M. Ciesielski, J. Siedlecki, and M.K. Janik, Mathematical modelling of thermal and electrical processes during electrosurgical resection of colorectal polyps, *International Journal of Engineering Science*, 154:103351, 2020.
- [208] C. Li, J. Miao, K. Yang, X. Guo, J. Tu, P. Huang, and D. Zhang, Fourier and non-Fourier bio-heat transfer models to predict ex vivo temperature response to focused ultrasound heating, *Journal of Applied Physics*, 123(17):174906, 2018.
- [209] S. Singh, and R. Melnik, Coupled thermo-electro-mechanical models for thermal ablation of biological tissues and heat relaxation time effects, *Physics in Medicine & Biology*, 64(24):245008, 2019.
- [210] S. Singh and R. Melnik, Thermal ablation of biological tissues in disease treatment: A review of computational models and future directions, *Electromagnetic biology and medicine*, 39(2):49-88, 2020.
- [211] D. Kumar, and K.N. Rai, A study on thermal damage during hyperthermia treatment based on DPL model for multilayer tissues using finite element Legendre wavelet Galerkin approach, *Journal of thermal biology*, 62:170-180, 2016.
- [212] Y. Zhang, B. Chen, and D. Li, Non-Fourier effect of laser-mediated thermal behaviors in bio-tissues: A numerical study by the dual-phase-lag model, *International Journal of Heat and Mass Transfer*, 108:1428-1438, 2017.
- [213] D. Kumar, P. Kumar, and K.N. Rai, A study on DPL model of heat transfer in bi-layer tissues during MFH treatment, *Computers in Biology and Medicine*, 75:160-172, 2016.
- [214] R. Kumar, A.K. Vashishth, and S. Ghangas, Nonlocal heat conduction approach in a bi-layer tissue during magnetic fluid hyperthermia with dual phase lag model, *Bio-medical materials and engineering*, 30(4):387-402, 2019.
- [215] K.C. Liu, and T.M. Chen, Analysis of the thermal response and requirement for power dissipation in magnetic hyperthermia with the effect of blood temperature, *International Journal of Heat and Mass Transfer*, 126:1048-1056, 2018.
- [216] K.C. Liu, and P.J. Cheng, Numerical analysis of power dissipation requirement in magnetic hyperthermia problems, *Journal of Thermal Biology*, 86:102430, 2019.
- [217] K.C. Liu, and Y.C. Yang, Numerical analysis of local non-equilibrium heat transfer in layered spherical tissue during magnetic hyperthermia, *Computer Methods in Biomechanics and Biomedical Engineering*, 1-13, 2020.
- [218] I. Raouf, S. Khalid, A. Khan, J. Lee, H.S. Kim, and M.H. Kim, A review on numerical modeling for magnetic nanoparticle hyperthermia: Progress and challenges, *Journal of Thermal Biology*, 102644, 2020.
- [219] H.M. Youssef, and N.A. Al-Ghamdi, Nonlinear behavior and thermal damage of thermal lagging in concentric living tissues subjected to Gaussian distribution source, *International Journal of GEOMATE*, 17(61):1-7, 2019.
- [220] P. Namakshenas, and A. Mojra, Numerical study of non-Fourier thermal ablation of benign thyroid tumor by focused ultrasound (FU), *Biocybernetics and Biomedical Engineering*, 39(3):571-585, 2019.
- [221] P. Namakshenas, and A. Mojra, Microstructure-based non-Fourier heat transfer modeling of HIFU treatment for thyroid cancer, *Computer Methods and Programs in Biomedicine*, 197:105698, 2020.
- [222] G. Singh, A. Paul, H. Shekhar, and A. Paul, Pulsed ultrasound assisted thermo-therapy for subsurface tumor ablation: a numerical investigation, *Journal of Thermal Science and Engineering Applications*, 1-44, 2020.
- [223] M. Mohajer, M.B. Ayani, and H.B. Tabrizi, Numerical study of non-Fourier heat conduction in a bilayer spherical living tissue during hyperthermia, *Journal of thermal biology*, 62:181-188, 2016.
- [224] S. Falahatkar, A. Nouri-Borujerdi, M. Najafi, and A. Mohammadzadeh, A. (2017). Numerical solution of non-Fourier heat transfer during laser irradiation on tooth layers, *Journal of Mechanical Science and Technology*, 31(12):6085-6092, 2017.
- [225] S. Falahatkar, A. Nouri-Borujerdi, A. Mohammadzadeh, and M. Najafi, Evaluation of heat conduction in a laser irradiated tooth with the three-phase-lag bio-heat transfer model, *Thermal Science and Engineering Progress*, 7:203-212, 2018.
- [226] S. Nóbrega, and P.J. Coelho, A parametric study of thermal therapy of skin tissue, *Journal of thermal biology*, 63:92-103, 2017.
- [227] A. Phadnis, S. Kumar, and A. Srivastava, Numerical investigation of thermal response of laser-irradiated biological tissue phantoms embedded with gold nanoshells, *Journal of thermal biology*, 61:16-28, 2016.
- [228] N. Sahoo, A. Narasimhan, P. Dhar, S.K. Das, Non-Fourier thermal transport induced structural hierarchy and damage to collagen ultrastructure subjected to laser irradiation, *International Journal of Hyperthermia*, 34(3):229-242, 2018.
- [229] A. Paul, and A. Paul, Computational study of photo-thermal ablation of large blood vessel embedded tumor using localized injection of gold nanoshells, *Journal of Thermal Biology*, 78:329-342, 2018.
- [230] Y. Yin, Y. Ren, H. Li, and H. Qi, Characteristic analysis of light and heat transfer in photothermal therapy using multiple-light-source heating strategy, *International Journal of Thermal Sciences*, 158:106533, 2020.
- [231] A. Paul, and A. Paul, Thermomechanical Assessment of Breast Tumor Subjected to Focused Ultrasound and Interstitial Laser Heating, *arXiv preprint*, arXiv:2007.14053.
- [232] A. Paul, and A. Paul, Thermomechanical analysis of a triple layered skin structure in presence of nanoparticle embedding multi-level blood vessels, *International Journal of Heat and Mass Transfer*, 148:119076, 2020.
- [233] A. Paul, and A. Paul, In-Vitro Thermal Assessment of Vascularized Tissue Phantom in Presence of Gold Nanorods During Photo-Thermal Therapy, *Journal of Heat Transfer*, 142(10):101201, 2020.
- [234] L.N. Zhai, and J. Li, Prediction methods of skin burn for performance evaluation of thermal protective clothing, *Burns*, 41(7):1385-1396, 2015.
- [235] H. Ye, and S. De, Thermal injury of skin and subcutaneous tissues: A review of experimental approaches and numerical models, *Burns*, 43(5):909-932, 2017.
- [236] M.Y. Ge, K.J. Chua, C. Shu, and W.M. Yang, Analytical and numerical study of tissue cryofreezing via the immersed boundary method, *International Journal of Heat and Mass*

- Transfer*, 83:1-10, 2015.
- [237] B. Mochnicki, and E. Majchrzak, Numerical model of thermal interactions between cylindrical cryoprobe and biological tissue using the dual-phase lag equation, *International Journal of Heat and Mass Transfer*, 108:1-10, 2017.
- [238] A. Kumara, S. Kumarb, V.K. Katiyara, and Sh. Tellese, Dual phase lag bio-heat transfer during cryosurgery of lung cancer: Comparison of three heat transfer models *Journal of Thermal Biology*, 69:228-237, 2017.
- [239] S. Kumar, and S. Singh, Numerical Study on Biological Tissue Freezing Using Dual Phase Lag Bio-Heat Equation, *In Trends in Biomathematics: Modeling, Optimization and Computational Problems*, Springer, 283-300, 2018.
- [240] M. Kumar, S. Upadhyay, and K.N. Rai, A study of cryosurgery of lung cancer using Modified Legendre wavelet Galerkin method, *Journal of thermal biology*, 78:356-366, 2018.
- [241] M. Kumar, S. Upadhyay, S., and K.N. Rai, A study of heat transfer during cryosurgery of lung cancer, *Journal of thermal biology*, 84:53-73, 2019.
- [242] S. Sukumar, and S.P. Kar, Numerical analysis of an enhanced cooling rate cryopreservation process in a biological tissue, *Journal of thermal biology*, 81:146-153, 2019.
- [243] X. Li, Q.H. Qin, and X. Tian, Thermo-viscoelastic analysis of biological tissue during hyperthermia treatment, *Applied Mathematical Modelling*, 79:881-895, 2020.
- [244] M.A. Fahmy, Boundary element algorithm for modeling and simulation of dual-phase lag bioheat transfer and biomechanics of anisotropic soft tissues, *International Journal of Applied Mechanics*, 10(10):1850108, 2018.
- [245] J. Ma, X. Yang, Y. Sun and J. Yang, Theoretical investigation on the thermo-mechanical responses of the human skin during thermal therapy, *International Journal of Mechanical Sciences*, 161, p.105041 (2019).
- [246] Y. Yin, M. Li, Y. Li, and J. Song, Skin pain sensation of epidermal electronic device/skin system considering non-Fourier heat conduction, *Journal of the Mechanics and Physics of Solids*, 138:103927, 2020.
- [247] M.A. Ezzat, The effects of thermal and mechanical material properties on tumorous tissue during hyperthermia treatment, *Journal of Thermal Biology*, 102649, 2020.
- [248] P. Hooshmand, A. Moradi, and B. Khezry, Bioheat transfer analysis of biological tissues induced by laser irradiation, *International Journal of Thermal Sciences*, 90:214-223, 2015.
- [249] F.S. Alzahrani, and I.A. Abbas, Analytical estimations of temperature in a living tissue generated by laser irradiation using experimental data, *Journal of thermal biology*, 85, 102421, 2019.
- [250] D. Kumar, S. Singh, N. Sharma, and K.N. Rai, Verified nonlinear DPL model with experimental data for analyzing heat transfer in tissue during thermal therapy, *International Journal of Thermal Sciences*, 133:320-329, 2018.
- [251] T. Saeed, and I. Abbas, Finite element analyses of nonlinear DPL bioheat model in spherical tissues using experimental data, *Mechanics Based Design of Structures and Machines*, 1-11, 2020.
- [252] E. Majchrzak, and L. Turchan, The general boundary element method for 3D dual-phase lag model of bioheat transfer, *Engineering Analysis with Boundary Elements*, 50:76-82, 2015.
- [253] A. Vedavarz, S. Kumar, M.K. Moallemi, Significance of non-Fourier heat waves in conduction, *ASME J. Heat Transfer*, 116:221-224, 1994.
- [254] P. Kumar, D. Kumar, K.N. Rai, A numerical study on dual-phase-lag model of bioheat transfer during hyperthermia treatment, *Journal of Thermal Biology*, 49-50:98-105, 2015.
- [255] T. Kumari, S.K. Singh, D. Kumar, and K.N. Rai, A numerical solution of heat transfer problem of DPL model in living biological tissues amidst hyperthermia treatment, *Computational Thermal Sciences: An International Journal*, 12(4):305-316, 2020.
- [256] A. Arefmanesh, A.A.A. Arani, and A. Emamifar, Semi-analytical solutions for different non-linear models of dual phase lag equation in living tissues, *International Communications in Heat and Mass Transfer*, 115:104596, 2020.
- [257] N. Afrin, J. Zhou, Y. Zhang, D.Y. Tzou, and J.K. Chen, Numerical simulation of thermal damage to living biological tissues induced by laser irradiation based on a generalized dual phase lag model, *Numerical Heat Transfer, Part A: Applications*, 61(7):483-501, 2012.
- [258] P.H. Ziaei, H. Moosavi, and A. Moradi, Analysis of the dual phase lag bio-heat transfer equation with constant and time-dependent heat flux conditions on skin surface, *Thermal Science*, 20(5):1457-1472, 2016.
- [259] H. Askarizadeh, and H. Ahmadikia, Analytical study on the transient heating of a two-dimensional skin tissue using parabolic and hyperbolic bioheat transfer equations, *Applied Mathematical Modelling*, 39(13):3704-3720, 2015.
- [260] K.C. Liu, and H.T. Chen, Analysis of the bioheat transfer problem with pulse boundary heat flux using a generalized dual-phase-lag model, *International Communications in Heat and Mass Transfer*, 65, 31-36, 2015.
- [261] K.C. Liu, and Y.S. Chen, Analysis of heat transfer and burn damage in a laser irradiated living tissue with the generalized dual-phase-lag model, *International Journal of Thermal Sciences*, 103:1-9, 2016.
- [262] M. Jasiński, E. Majchrzak, and L. Turchan, Numerical analysis of the interactions between laser and soft tissues using generalized dual-phase lag equation, *Applied Mathematical Modelling*, 40(2):750-762, 2016.
- [263] P. Kumar and K.N. Rai, Numerical solution of generalized DPL model using wavelet method during thermal therapy applications, *International Journal of Biomathematics*, 12(03):1950032, 2019.
- [264] H. Askarizadeh, and H. Ahmadikia, Nonequilibrium dual-phase-lag heat transport through biological tissues, *Journal of Porous Media*, 18(1):57-69, 2015.
- [265] G. Kałuža, E. Majchrzak, and L. Turchan, Sensitivity analysis of temperature field in the heated soft tissue with respect to the perturbations of porosity, *Applied Mathematical Modelling*, 49, 498-513: 2017.
- [266] E. Majchrzak, General Boundary Element Method for the Dual-Phase Lag Equations Describing the Heating of Two-Layered Thin Metal Films. In *Engineering Design Applications*, 263-278, Springer, Cham.
- [267] E. Majchrzak, and L. Turchan, Modeling of laser heating of bi-layered microdomain using the general boundary element method, *Engineering Analysis with Boundary Elements*, 108:438-446, 2019.
- [268] L. Turchan, Solving the dual-phase lag bioheat transfer equation by the generalized finite difference method, *Archives of Mechanics*, 69(4/5):389-407, 2017.
- [269] J. Ghazanfarian, R. Saghatchi, and D.V. Patil, Implementation of Smoothed-Particle Hydrodynamics for non-linear Pennes bioheat transfer equation, *Applied Mathematics and Computation*, 259:21-31, 2015.
- [270] N. Afrin, and Y. Zhang, Uncertainty analysis of thermal damage to living biological tissues by laser irradiation based on a generalized dual-phase lag model, *Numerical Heat Transfer, Part A*, 71(7):693-706, 2017.
- [271] N. Afrin, and Y. Zhang, Surrogate-based optimization of thermal damage to living biological tissues by laser irradiation, *Frontiers in Heat and Mass Transfer (FHMT)*, 12:27, 2019.
- [272] K.C. Liu, Analysis for high-order effects in thermal lagging to thermal responses in biological tissue, *International Journal of Heat and Mass Transfer*, 81:347-354, 2015.
- [273] K.C. Liu, Nonlinear behavior of thermal lagging in concentric living tissues with Gaussian distribution source, *International journal of heat and mass transfer*, 54(13-14):2829-2836, 2011.
- [274] S.M. Lin, and C.Y. Li, Analytical solutions of non-Fourier bio-heat conductions for skin subjected to pulsed laser heating, *International Journal of Thermal Sciences*, 110:146-158, 2016.
- [275] S. Y. Lee and S. M. Lin, Dynamic analysis of nonuniform beams with time-dependent elastic boundary conditions, *ASME Transactions Journal of Applied Mechanics*, 63(2):474-478,

- 1996.
- [276] F. Xu, P.F. Wang, M. Lin, T. J. Lu, and E.Y.K. Ng, Quantification and the underlying mechanism of skin thermal damage: a review, *Journal of Mechanics in Medicine and Biology*, 10(03):373-400, 2010.
- [277] J. Dutta, and B. Kundu, A revised approach for an exact analytical solution for thermal response in biological tissues significant in therapeutic treatments, *Journal of Thermal Biology*, 66:33-48, 2017.
- [278] H.Y. Xu, X.Y. Jiang, Time fractional dual-phase-lag heat conduction equation, *Chinese Physics B*, 24(3):034401, 2015.
- [279] R. Scherer, S. L. Kalla, Y. Tang, and J. Huang, The Grünwald-Letnikov method for fractional differential equations, *Computers & Mathematics with Applications*, 62(3):902-917, 2011.
- [280] C. Li, D. Qian, and Y. Chen, On Riemann-Liouville and Caputo derivatives, *Discrete Dynamics in Nature and Society*, Article ID 562494, 2011.
- [281] F. Mainardi, G. Pagnini, and R.K. Saxena, Fox H functions in fractional diffusion, *Journal of Computational and Applied Mathematics*, 178(1-2):321-331, 2005.
- [282] P. Kumar, D. Kumar, and K.N. Rai, A mathematical model for hyperbolic space-fractional bioheat transfer during thermal therapy, *Procedia Engineering*, 127:56-62, 2015.
- [283] D. Kumar, K.N. Rai, Numerical simulation of time fractional dual-phase-lag model of heat transfer within skin tissue during thermal therapy, *Journal of Thermal Biology*, 67:49-58, 2017.
- [284] M. Hosseininia, M.H. Heydari, R. Roohi, and Z. Avazzadeh, A computational wavelet method for variable-order fractional model of dual phase lag bioheat equation, *Journal of Computational Physics*, 395:1-18, 2019.
- [285] A. Pantokratoras, Comment on the paper "A computational wavelet method for variable-order fractional model of dual phase lag bioheat equation", M. Hosseininia, M.H. Heydari, R. Roohi, Z. Avazzadeh, *Journal of Computational Physics* 395 (2019) 1-18, *Journal of Computational Physics*, 413:109431, 2020.
- [286] M. Kumar, K.N. Rai, Rajeev, A study of fractional order dual-phase-lag bioheat transfer model, *Journal of Thermal Biology*, 93:102661, 2020.
- [287] M.A. Fahmy, A new LRBFCM-GBEM modeling algorithm for general solution of time fractional-order dual phase lag bioheat transfer problems in functionally graded tissues, *Numerical Heat Transfer, Part A: Applications*, 75(9):616-626, 2019
- [288] L. Liu, L. Zheng, and F. Liu, Research on macroscopic and microscopic heat transfer mechanisms based on non-Fourier constitutive model, *International Journal of Heat and Mass Transfer*, 127:165-172, 2018.
- [289] P. Goudarzi, and A. Azimi, Numerical simulation of fractional non-Fourier heat conduction in skin tissue, *Journal of thermal biology*, 84:274-284, 2019.
- [290] H.L. Lee, W.L. Chen, W.J. Chang, and Y.C. Yang, Estimation of surface heat flux and temperature distributions in a multilayer tissue based on the hyperbolic model of heat conduction, *Computer methods in biomechanics and biomedical engineering*, 18(14):1525-1534, 2015.
- [291] Y.C. Yang, H.L. Lee, W.J. Chang, and W.L. Chen, An inverse problem in estimating the laser irradiance and thermal damage in laser-irradiated biological tissue with a dual-phase-lag model, *Computer methods in Biomechanics and Biomedical Engineering*, 20(4):446-456, 2017.
- [292] E. Majchrzak, L. Turchan, and M. M.Jasiński, Identification of laser intensity assuring the destruction of target region of biological tissue using the gradient method and generalized dual-phase lag equation, *Iranian Journal of Science and Technology, Transactions of Mechanical Engineering*, 43(3):539-548, 2019.
- [293] K.C. Liu, H.T. Chen, and P.J. Cheng, Inverse investigation of non-Fourier heat conduction in tissue, *Journal of Thermal Biology*, 62:123-128, 2016.
- [294] M. I. Ismailov, F.S. Bazán, and L. Bedin, Time-dependent perfusion coefficient estimation in a bioheat transfer problem, *Computer Physics Communications*, 230:50-58, 2018.
- [295] S. Kumar, and A. Srivastava, Thermal analysis of laser-irradiated tissue phantoms using dual phase lag model coupled with transient radiative transfer equation, *International Journal of Heat and Mass Transfer*, 90, 466-479, 2015.
- [296] S. Patidar, S.Kumar, A. Srivastava, and S. Singh, Dual phase lag model-based thermal analysis of tissue phantoms using lattice Boltzmann method, *International Journal of Thermal Sciences*, 103:41-56, 2016.
- [297] K.K. Sravan, A. Srivastava, cylindrical coordinate system-based formulation to investigate thermal response of laser-irradiated tissue phantoms using non-Fourier heat conduction models, *Heat Transfer Research*, 49(15):1459-1488, 2018.
- [298] S. Kumar and A. Srivastava, Finite integral transform-based analytical solutions of dual phase lag bio-heat transfer equation, *Applied Mathematical Modelling*, 52 :378, 2017.
- [299] F. de Monte, and A. Haji-Sheikh, Bio-heat diffusion under local thermal non-equilibrium conditions using dual-phase lag-based Green's functions, *International journal of heat and mass transfer*, 113:1291-1305 (2017).
- [300] F. de Monte, A. Haji-Sheikh, Micro-Scale Bio-Heat Diffusion Using Green's Functions, In *Modeling of Microscale Transport in Biological Processes* (pp. 261-310). Academic Press, 2017 Jan 1.
- [301] W.J. Minkowycz, A. Haji-Sheikh, K. Vafai, On departure from local thermal equilibrium in porous media due to a rapidly changing heat source: the Sparrow number, *Int. J. Heat Mass Transf.* 42:3373-3385, 1999.
- [302] A. Haji-Sheikh, F. de Monte, and W.J. Minkowycz, Convective heat transfer in different porous passages, *Advances in Heat Transfer*, 2020.
- [303] J. Dutta, and B. Kundu, Exact analysis based on BDLTNE approach for thermal behaviour in living tissues during regional hyperthermia therapy, *Acta Mechanica*, 230(8):2853-2871, 2019.
- [304] R. Verma, and S. Kumar, Computational study on constant and sinusoidal heating of skin tissue using radial basis functions, *Computers in Biology and Medicine*, 121:103808, 2020.
- [305] J. Ma, X. Yang, S. Liu, Y. Sun, J. Yang, Exact solution of thermal response in a three-dimensional living bio-tissue subjected to a scanning laser beam, *International Journal of Heat and Mass Transfer*, 124:1107-16 (2018).
- [306] J. Dutta, B. Kundu, H. Soni, and P.M. Mashinini, Analytical Modelling for Laser Heating for Materials Processing and Surface Engineering, In *Surface Engineering of Modern Materials*, Springer, Cham, 103-123, 2020.
- [307] B. Abdel-Hamid, Modelling non-Fourier heat conduction with periodic thermal oscillation using the finite integral transform, *Applied Mathematical Modelling* 23(12): 899-914, 1999.
- [308] P. Biswas, S. Singh, A. Srivastava, A unique technique for analytical solution of 2-D dual phase lag bio-heat transfer problem with generalized time-dependent boundary conditions. *International Journal of Thermal Sciences*, 147:106139, 2020.
- [309] Jr. D. Soares, and L.C. Wrobel, Solution of hyperbolic bioheat conduction models based on adaptive time integrators, *Finite Elements in Analysis and Design*, 149:1-14, 2018.
- [310] M. Jamshidi, and J. Ghazanfarian, Development of DPL-based heat conduction solver for multi-layered arbitrary shapes: Nano-and Bio-case studies, In *Proceedings of CHT-17 ICHMT International Symposium on Advances in Computational Heat Transfer*, Begel House Inc, 2017.
- [311] M. Jamshidi, and J. Ghazanfarian, Dual-phase-lag analysis of CNT-MoS₂-ZrO₂-SiO₂-Si nano-transistor and arteriole in multi-layered skin, *Applied Mathematical Modelling*, 60:490-507, 2018.
- [312] M. Jamshidi, and J. Ghazanfarian, Blood Flow Effects in Thermal Treatment of Three-Dimensional Non-Fourier Multilayered Skin Structure, *Heat Transfer Engineering*, 1-18, 2020.
- [313] M. Hanninen, N. Yeung-lai-wah, D. Massel, L. J. Gula, A. C. Skanes, R. Yee, G.J. Klein, J. Manlucu, and P. Leong-sit, Cryoablation versus RF ablation for AVNRT: a meta-analysis and systematic review, *Journal of cardiovascular electrophysiology*

ology, 24(12):1354-1360, 2013.