

# Active Learning Under Malicious Mislabeling and Poisoning Attacks

Jing Lin

ICNS Lab and Cyber Florida  
University of South Florida  
Tampa, FL, USA  
jinglin@usf.edu

Ryan Luley

High Performance Systems Branch  
U.S. Air Force Research Laboratory  
Rome, New York, USA  
Ryan.Luley@us.af.mil

Kaiqi Xiong

ICNS Lab and Cyber Florida  
University of South Florida  
Tampa, FL, USA  
xiongk@usf.edu

*Abstract—*

Deep neural networks usually require large labeled datasets for training to achieve the start-of-the-art performance in many tasks, such as image classification and natural language processing. Though a lot of data is created each day by active Internet users through various distributed systems across the world, most of these data are unlabeled and are vulnerable to data poisoning attacks. In this paper, we develop an efficient active learning method that requires fewer labeled instances and incorporates the technique of adversarial retraining in which additional labeled artificial data are generated without increasing the labeling budget. The generated adversarial examples also provide a way to measure the vulnerability of the model. To check the performance of the proposed method under an adversarial setting, i.e., malicious mislabeling and data poisoning attacks, we perform an extensive evaluation on the reduced CIFAR-10 dataset, which contains only two classes: ‘airplane’ and ‘frog’ by using the private cloud on campus. Our experimental results demonstrate that the proposed active learning method is efficient for defending against malicious mislabeling and data poisoning attacks. Specifically, whereas the baseline active learning method based on the random sampling strategy performs poorly (about 50%) under a malicious mislabeling attack, the proposed active learning method can achieve the desired accuracy of 89% using only one-third of the dataset on average.

*Index Terms—*Machine Learning, deep learning (DL), security, data poisoning attack, malicious mislabeling

## I. INTRODUCTION

The performance of the deep learning model depends on the size of the labeled dataset, model complexity, and so on. Though we generated about 2.5 quintillion bytes of data each day from a variety of cyber and physical systems including a distributed sensing system [1], a large portion of this data is unlabeled. To use it for supervised learning requires human labelers to take time and effort to provide the labels for each data point. However, 2.5 quintillion bytes per day is enormous. We need to find a way to effectively select a portion of data for annotating on high performance computing or in the cloud. This is where active learning comes into play.

Either experienced labelers (such as doctors for medical data) or ordinary labelers (such as undergraduate or graduate students for image classification data) can hand-annotate the data depending on a classification task. Despite the level of

expertise, all labelers can make a mistake while labeling. The previous work [2] has shown that the deep learning networks are robust against the minor uniform mislabeling, randomly mislabeling one class as any other class, when the training set is large. However, the systematic mislabeling, consistently mislabeling a class as another class, is more far-reaching [2]. In this paper, we consider both human error and malicious mislabeling in the active learning setting.

In addition to the mislabeling, another security concern is the data poisoning attack [3]–[7]. Despite the state-of-the-art performance, deep learning models can be easily fooled by data poisoning attacks and evasion attacks [8], [9], [10]. The main difference between data poisoning attacks and evasion attacks is the assumption of an attacker’s ability. For a data poisoning attack, an adversary tries to manipulate some training data in order to change the decision boundary and cause the misclassification of a specified test instance on a targeted attack. Contrarily, an adversary tries to generate an adversarial example by introducing a subtle perturbation to a specified test instance in order to mislead the learning algorithm and evade detection in an evasion attack. In this paper, we propose a novel active learning method that mitigates the effect of data poisoning attack by utilizing the adversarial examples.

### A. Threat Model and Assumptions

We study the effect a mislabeling attack and a data poisoning attack have on the active learning of deep neural networks that are used in various distributed systems. Different from most deep learning literature, our assumption is that the class labels provided by a human labeler is not perfect. That is, we consider the effect of human errors. We assume each benign labeler mislabels a data  $p_r \in (0, 1)$  of time and this mislabel is uniformly distributed. That is, it is equally likely that a class  $c$  is mislabel as any other class  $\bar{c} \in C - c$ , where  $C$  is the set of classes. Each independent labeler will provide the true label with probability  $1 - p_r$  and the remaining  $p_r$  is evenly distributed to other class labels for the data collected in distributed systems. That is, if an instance  $x$  belongs to class  $c$ , then a human labeler will label it

$$O(x) = \begin{cases} \bar{c} & \text{if } u < p_r \\ c & \text{if } u \geq p_r, \end{cases}$$

where  $u$  is a uniform random number between 0 and 1 and  $\bar{c} \in C - c$  is any class but  $c$ . However, under a malicious mislabeling attack, an attacker consistently mislabels the instances of a targeted class  $c_t$  as if it belongs to a benign class  $c'_t \in C/\{c_t\}$ . For instance, the target class is ‘spam email’ and the benign class is ‘normal/benign email’ for a spam detection model. An adversary may mislead the spam detector by mislabeling a ‘spam email’ as a ‘normal email.’ As shown in [2], the biased mislabeling usually degrades the classification accuracy of the target class severely whereas it has a little effect on untargeted classes.

Furthermore, we also consider a data poisoning attack. In general, the attacker’s objective is to inject a data poisoning instance  $(p, y)$  such that

$$p = \operatorname{argmax}_{p \in D_i} \mathbf{C}(F(\theta_i^*), D_t), \quad (1)$$

where  $\mathbf{C}$  is a cost function that measures the performance of a model  $F$  on a test set  $D_t$  and the parameters  $\theta_i^*$  of the model  $F$  at iteration  $i$  is determined by minimizing the loss function  $L$  used to train a poisoned training set  $D_i$  as follows:

$$\theta_i^* = \operatorname{argmin}_{\theta_i} L(F(\theta_i, D_i)).$$

The poison instance  $p$  can be generated by solving Equation 1 based on [11]. The targeted poisoning attack (also known as feature collision attack) proposed in [11] can achieve a 100% attack success rate for transfer learning models and 53% for end-to-end learning models. The targeted poisoning attack assumes an attacker has no knowledge of the training data but has knowledge of the model architecture and its parameters. In this research, we extend this poisoning attack to an active learning setting, where the attacker can inject poison instances to the data pool as well as knows the model architecture and its parameters. Specifically, the attacker can generate a poison instance  $p$  by solving the following optimization problem:

$$p = \operatorname{argmin}_x \|f_i(x) - f_i(t)\|_2^2 + \beta \|x - b\|_2^2, \quad (2)$$

where  $f_i$  is the output of the penultimate layer of a network obtained at iteration  $i$  of the active learning process,  $\beta \in [0, 1]$  is a similarity parameter that indicates the relative importance of the first component  $\|f_i(x) - f_i(t)\|_2^2$  to the second component  $\|x - b\|_2^2$ ,  $t$  is the target instance, and  $b$  is a base instance.

Consider spam detection task again. A target instance  $t$  would be a spam email, and a base instance  $b$  is a benign email. The goal of an attacker is to have a spam email detector to misclassify a targeted spam email like a benign email. An attacker tries to craft a poison instance by adding small adversarial perturbation that is not noticeable to a human labeler (i.e.,  $\|x - b\|_2^2$  is small). Meanwhile, the generated poison instance looks like the target instance in the feature space defined by  $f_i$  (i.e.,  $\|f_i(x) - f_i(t)\|_2^2$  is small). That is, a poison instance looks like a base instance to a human, so a human labeler labels that poison instance as a benign email. However, a poison instance looks like a target instance for a classifier (close in feature space defined by  $f_i$ ). While the

network tries to adjust the decision boundary so that they can classify the poison instance as a benign email, the ultimate effect is that the target instance is misclassified as a benign email at the test time as well since the feature representation of the target instance is similar to the feature representation of the poison instance. In this way, the classifier gets misled into misclassifying a target spam email as a benign email.

The research problem for this study is to propose a novel defense method against such an attack under the assumption that oracle does not always provide correct/true label and evaluate the proposed method against the baseline model, active learning based on random selection. The evaluation metrics are:

- classification accuracy on the clean test instances,
- classification accuracy on the targeted instances, and
- budget or the number of training instances used.

## B. Contribution

In this paper, we propose a robust active learning approach to train a DNN model and to reduce the effectiveness of malicious mislabeling and data poisoning attack on it. The key contributions of this paper are in the following:

- We present a new heuristic methodology for robust active learning that utilizes the adversarial examples as a measure of uncertainty and a minimax algorithm for data selection. Furthermore, the crafted adversarial examples can be added to the training set without incurring extra labeling budget.
- We develop a confidence score updating scheme to check the performance of each labeler. This significantly reduces the effectiveness of a malicious mislabeling attack.
- We empirically demonstrate that our proposed methodology is highly efficient for defending against malicious labeling and targeted poisoning attacks.

## C. Notation

We summarize the commonly used notation for this paper shown in Table 1. We will use subscript  $i$  to indicate the  $i$ -th iteration. For instance,  $F_i$  indicates the neural network model obtained at  $i$ -th iteration of active learning. Furthermore,  $|\ast|$  indicates the cardinality of a set  $\ast$ . For instance,  $|C|$  indicates the total number of classes as  $C$  is the set of class labels. Last,  $\|x\|_2^2$  represents  $L_2$ -norm of  $x$ .

The remainder of this paper is organized as follows. In section II, we discuss the existing active learning methods. In section III, we describe in detail the proposed approach, followed by the evaluation in section IV. Section V concludes the paper.

## II. RELATED WORK

This section provides a brief description of existing active learning methods. Though gathering large quantities of unlabeled data is easy and cheap, obtaining the label for them is usually time-consuming and expensive, even using both high-performance and distributed computing systems. For instance, there are more text data available than what a researcher with

TABLE I  
NOTATION

Symbol	Description
$p$	a poison instance
$b$	a base instance
$t$	a target instance
$x$	an instance
$S$	a secured set of labeled data. It is secured and the adversary has no knowledge of it.
$S'$	a newly selected unlabeled dataset that is sending to human labelers for labeling
$U$	unlabeled training set
$D$	labeled training set
$D_t$	labeled test set
$q$	an application-specific parameter that depends on the dynamic of the dataset
$m$	the size of the dataset used in the initial training stage
$n$	the number of clusters
$N_c$	the number of adversarial examples generated for center $c$
$C$	the set of class labels
$\tau$	a threshold that determines whether a minimal perturbation is small enough to stop active learning
$\epsilon$	a threshold that determines whether to further examine the newly selected dataset $S'$
$a$	an amount of reduction in the trustworthy of $O$
$O(x)$	the label provided by an oracle/human labeler for an instance $x$ .
$F$	the neural network model
$f$	the output of the penultimate layer of a network
$p_r$	the probability that an independent labeler mislabel a data point unintentionally
$c$	the true class an instance belongs to
$\bar{c}$	an misleading class $\bar{c} \in C - c$
$c_t$	targeted class
$C$	a cost function that measures the performance of a model $F$ on a test set $D_t$
$\theta_i^*$	weight parameters of a neural network model $F$ at iteration $i$
$\beta$	a similarity parameter for optimization problem (2)
$q$	the number of iterations passed before the secured set $S$ is updated again
$d(*, *)$	a distance metric in the feature space

a limited labeling budget can afford. Active learning reduces the number of labeled instances needed for training a model effectively. Active learning is an iterative process that consists of training and querying. First, a model is trained based on an initially labeled training set. After the initial model is trained, a query strategy is used to select a subset of data for label querying. Then, an oracle, e.g., a human annotator, labels these data, and the model is retrained with currently available labeled data. The process repeats until a stopping criterion is met, such as the reach of the desired accuracy. See Fig. 1 for an overview of the general active learning framework. Various active learning algorithms have developed over the years. They can be categorized as uncertainty-based active learning, diversity-based active learning, and adversarial active learning.

The uncertainty based active learning algorithms focus on selecting the instances based on the uncertainty principle [12], [13], [14]. The uncertainty principle is that a training instance most uncertain to a model contains the most new information for improving the model. There are many ways of measuring uncertainty. For instance, the distance between an instance and the classification boundary can be used to measure the uncertainty. As the instance is closer to the classification boundary, it is more difficult for a classifier to make high confidence classification. This provides a measure of uncertainty. Another measure uncertainty is the final confidence provided by a trained model, as the lower confidence provided by a model indicates a relatively high uncertainty in its performance. An alternative to this idea is to measure the uncertainty as the

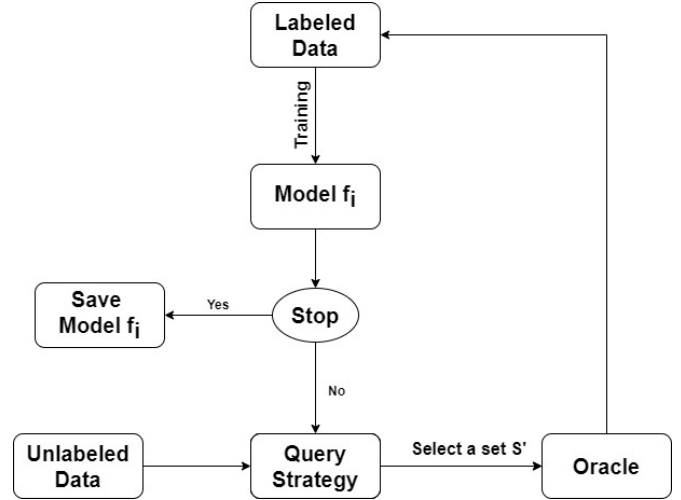


Fig. 1. Active Learning Framework

difference between the two highest confidences provided by a model. The idea behind this is that if a model is sure about its prediction, it should provide a very high confidence to only one class and low confidence values for other classes. On the contrary, if a model is unsure of its prediction, it generally provides relatively high confidence values for two or more classes. For instance, if a classifier sees a blurry image and it is uncertain whether it is an image of a dog or a cat, the classifier may provide close to 50% confidence for both dog class and cat class, in which case the difference in confidence is close to

0. On the contrary, if a classifier is certain that it is an image of a dog, it will assign close to 100% confidence for the dog class and near 0% for the cat class. In this way, the difference between the two confidence values reveals uncertainty. Other measures of the uncertainty include entropy [15], smallest predicted class probability [16], etc. See, e.g., [13] and [17] for an overview of classic active learning methods.

However, recent work on data poisoning attack, e.g., [18], [19], [20], has shown that uncertainty sampling may help attackers in achieving their goals. As the poisoning instances are usually laid around the decision boundary, these poison instances are more likely to be selected by the uncertainty sampling approaches.

Another class of active learning algorithms focuses on selecting the most diverse and representative dataset. For instance, Yang et al. [21] proposed an optimization-based active learning algorithm that imposed a diversity constraint objective function. The core-Set approach [22] is a diversity-based approach using core-set selection. Batch Active learning by Diverse Gradient Embeddings (BADGE) algorithm [23] selects a subset of instances whose gradients with respect to the parameters in the output layer are most diverse.

The adversarial active learning algorithms, e.g., [24] and [25], are a relatively new idea and are usually based on the Generative Adversarial Networks (GAN) [26], Variational Auto-Encoders (VAE) [27], or adversarial examples (AE) [28], [29], [30], [31]. The first active learning work using GAN is proposed by Zhu et al. [24]. GAN enables the synthesis of additional instances from the labeled training instances. However, its performance is not as good as active learning based on the random sampling strategy. The first active learning algorithm for multi-classification using GAN is Adversarial Sampling for Active Learning [25].

### III. METHODOLOGY

There is a large amount of data generated every day. However, these data need to be properly labeled before we can apply supervised machine learning algorithms. This is not always feasible with a restricted labeling budget. Crowdsourcing is not reliable as humans make mistakes also, and the adversary can intentionally provide misleading labels. Furthermore, the data obtained could be poisoned. In this research, we consider the adversarial setting by assuming that

- it is not feasible for an individual attacker to control a significant portion of the training data. However, an attacker knows the model and its parameters and can inject a poison instance into the training set. The poisoning attack is defined in equation 2.
- there is some probability  $p_r$  that a human labeler makes a mistake when annotating.
- a malicious labeler will consistently give a biased label for a target class of the instance. For instance, consider the MNIST data set of handwritten digits and a target class of handwritten numbers ‘1’. A malicious labeler can consistently mislabel ‘1’ as ‘7’ for each query for labeling that involves handwritten numbers ‘1’ whereas

providing correct labels for other classes. As shown in [2], this type of biased mislabeling is more severe than the unbiased mislabeling considered in other papers.

#### A. Overview of the Methodology

Fig. 2 shows the framework of our proposed active learning method. Four main components of this framework are training (1), performance checking (2), querying (3), and artificial data crafting (4). The training step is the same as regular training on the labeled dataset. Initially, a set of  $m$  data points  $D$  is randomly selected to query for labels. Then, the model is trained using the labeled dataset  $D$ . To check the performance of the model and the existence of malicious instances, a representative subset  $S$  of data with labels is set aside and secured so that adversary does not know of it. This set  $S$  is updated every  $q$  iterations to make sure it represents the diversity of the current dataset, where  $q$  is an application-specific parameter that depends on the dynamic of the dataset. If the underlying distribution of the data does not change over time and security of it is not in question,  $q = \infty$  and no update is needed.

Besides, for each queried instance, we can generate both adversarial examples and data augmentation. In this way, the training set is increased without incurring an extra query budget. The various adversarial crafting techniques and data argumentation techniques are useful in this case. For each center  $c$ ,  $N_c$  instances are selected. There is a total of  $\sum_{c=1}^n N_c$  data points  $S'$ . Then, a group of human labelers provides the labels for these data points. Next, this newly labeled dataset

$$D' = \{(x, O(x)) | x \in S'\},$$

where  $O(x)$  is the label provided by an oracle/human labeler for an instance  $x$ , and  $D'$  is added to the previously obtained labeled dataset  $D$ ; i.e.,

$$D = D \cup D'.$$

Next, we train the model  $F_i$  on the new dataset  $D$ . The performance of the updated model is tested on a secured set  $S$ . If the performance degrades by a threshold  $\epsilon$ , the newly obtained dataset  $D'$  is examined by  $h$  ( $h > 0$ ) independent labelers to see if any instance is poisoned or mislabeled. The probability  $P_h$  that at least one labeler out of  $h$  ( $h > 0$ ) independent labelers provides correct annotation is

$$P_h = 1 - (1 - P_1)^h, \quad (3)$$

where  $P_1$  is the average performance of a human labeler. To find the number  $h$  of independent labelers to ensure that  $P_h$  is large enough, saying 0.9995, we solve the equation 3 and obtain

$$h = \left\lceil \frac{\log(1 - P_h)}{\log(1 - P_1)} \right\rceil.$$

For instance, [32] showed the human annotation performance for the CIFAR10 dataset is 93.91%. Hence, three independent labelers are enough to ensure at least one labeler provides correct annotation.

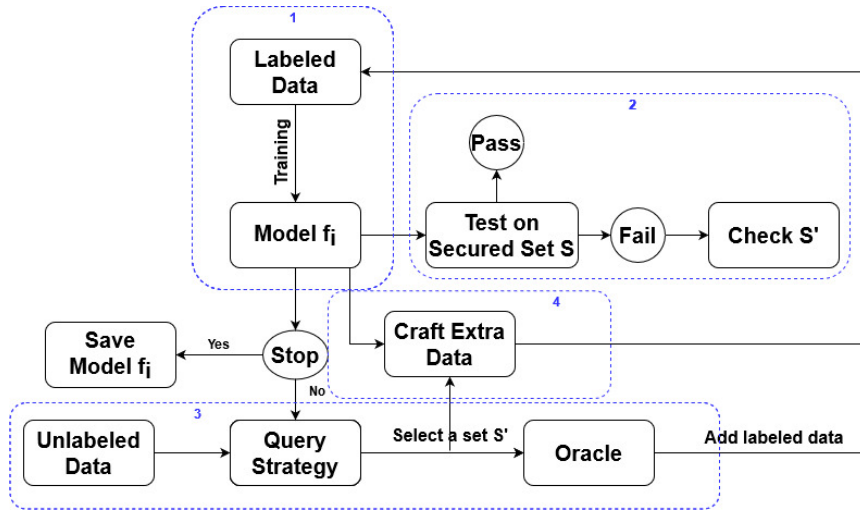


Fig. 2. The Proposed Active Learning Framework

If the performance does not degrade more than  $\epsilon$ , the model is accepted and the stopping criteria are checked. If the stopping criterion is met, the process stops. Otherwise, the process repeats. The stop criteria can be

- the minimal perturbation of all adversarial examples is larger than a threshold  $\tau$ ,
- the desired classification accuracy is reached, or
- the labeling budget is exhausted.

In the following subsections, we provide the details for performance checking, querying, and artificial data crafting.

### B. Performance Checking

A malicious labeling attack's ultimate goal is to reduce the accuracy of a model and so the best way to detect it is by monitoring the classification accuracy on a secured subset  $S$ . If the newly trained model  $F_i$  at iteration  $i$  on  $S$  has lower performance (i.e., classification accuracy) than the previous model  $F_{i-1}$  on  $S$  by a threshold  $\epsilon$ , then the newly queried dataset used to train  $F_i$  is likely malicious. They need to be further examined. Otherwise, accept  $F_i$ .

For further examination, three independent labelers are assigned to relabel the newly queried data point(s). For each data point, if there is any inconsistency in the label, the data point is discarded. However, if the consistent label is provided and it is different from the original label provided by the original labeler  $O$ , then the confidence in  $O$ 's label is reduced (Fig. 3). The degree of reduction in confidence depends on whether  $F_i$  provides high confidence or low-confidence misclassification. If  $F_i$  provides a low-confidence value for this misclassification, then it may be a mild drift and we should reduce the confidence in  $O$ 's label by  $a$  amount, where  $a$  is inversely proportional to the confidence value provided by  $F_i$ . Nevertheless, If  $F_i$  provides a high-confidence value for this misclassification, then we should be alert and the trustworthiness of  $O$  needs to be checked immediately.

### C. Querying Strategy

The proposed querying strategy looks for unlabeled instances that are different from the most labeled ones. In order to do that, a cluster algorithm, such as k-mean, k-medoids (PAM), and hierarchical clustering, can be used to find  $n$  centers.  $n$  can be determined by various methods such as elbow, silhouette, or gap statistic methods. For each center  $c$ ,  $N_c$  unlabeled instances whose corresponding distance (in feature space) from the currently labeled instances are the largest are selected; i.e., select  $x \in A$  such that solves the following optimization problem:

$$\max_{x \in A_c} \min_{y \in D} d(x, y), \quad (4)$$

where  $A_c$  is the collection of unlabeled instances that belong to the cluster  $c$ , and  $d$  is a distance metric in the feature space. This ensures the diverse instances being selected.

The number of instances  $N_c$  being selected at each iteration depends on

- the average perturbation of adversarial examples generated in the previous iteration,
- the performance of the model on the given cluster, and
- the labeling budget.

### D. Artificial Data Crafting

For the past few years, a lot of attention is given to the adversarial example. A popular example of an adversarial example in security is adversarial eyeglass frames against deep neural network-based face detection systems [33].

Adversarial examples and poison instances generated by the feature collision attack [11] are similar in the sense that they are both indistinguishable to the original data. For instance, Fig. 4 shows an example of a data poisoning attack. An attacker tries to mislead an image classifier to misclassify the targeted frog image as an airplane. In order to do it, the attacker selects a random image of an airplane as a base instance. Then, using a forward-backward-splitting iterative

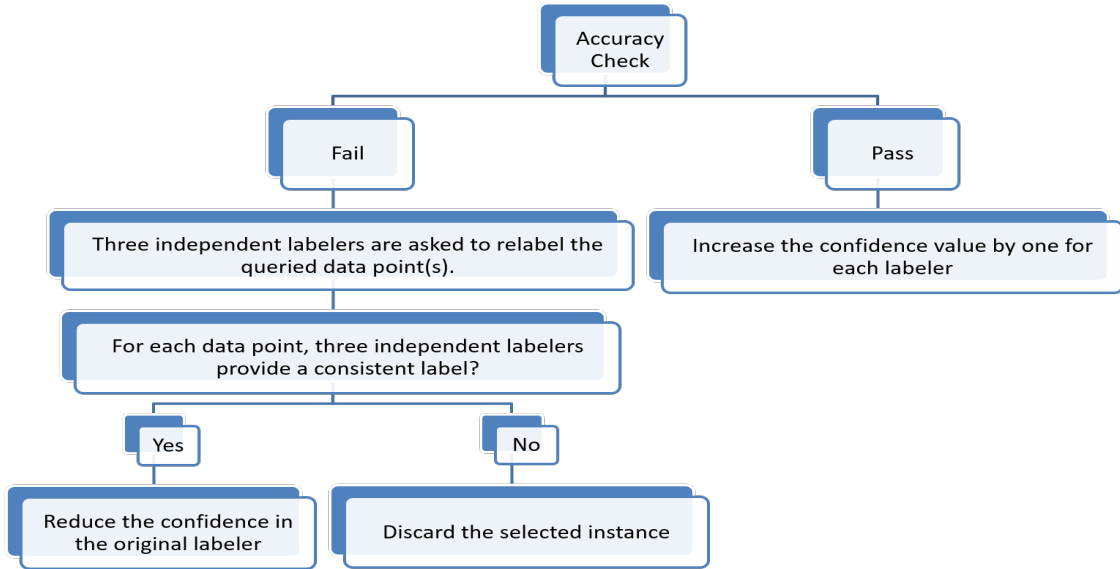


Fig. 3. Confidence Score Updating

procedure [34], the attacker solves equation 2 to obtain the poison instance shown in Fig. 4. Clearly, this poison instance looks indistinguishable from the base instance. However, the poison instance looks like the targeted instance in the feature space based on solving the optimization given in equation 2. Hence, by injecting this poison instance into the training set, the trained classifier misclassifies the targeted instance as an “airplane” due to the similarity in the feature space.



Fig. 4. An Example of Targeted Poisoning Attacks

To check the reason behind such misclassification and the success rate of such a poisoning attack, we develop a binary classifier based on [11]. We find that when the number of training instances is small, the success rate of the poisoning attacks is high, just like it is claimed in the paper [11]. However, when the number of training instances is large, the success rate drops significantly. Furthermore, the poisoning attack on a network with end-to-end training is much harder than an attack on a network with transfer learning [11]. This indicates that the increase in the training set can be beneficial. However, a bigger dataset requires a larger labeling budget.

To address the issue, we take advantage of the “indistinguishable property” of adversarial examples. We utilize various adversarial crafting techniques to generate extra data for training. Using the labeled instances, we can generate

additional instances that are similar to these labeled instances without incurring an extra labeling budget. Since the minimal adversarial perturbation obtained through adversarial crafting techniques can misclassify these instances, they point at the vulnerable area of the classifier and are a great place to get more data points for the next iteration of the active learning.

For each center  $c$ ,  $N_c$  instances selected using equation 4 are utilized to generate adversarial examples. An adversarial example can be generated using multiple existing techniques such as DeepFool, C&W, and BIM. PGD, DeepFool, and C&W attacks are good choices because they are the strongest attacks that currently exist, and the generated perturbation is a good measurement of the performance of the trained model. Besides, the artificial instance can also be generated using Generative Adversarial Network (GAN). If the dataset is images, data augmentation such as rotation, scaling, and change colors, can be used as well. Furthermore, another simple way to obtain additional noise samples is by adding random noise to the  $N_c$  selected instances. The noise added should be subtle so that labels are not changed. These noise samples can be used in addition to the adversarial examples, as adding noises is usually less time consuming than generating adversarial examples.

#### IV. EVALUATION

We empirically evaluate the proposed defense method on a subset of the CIFAR-10 [35] dataset. The baseline model for comparison is active learning based on random selection [36]. Our experiments were conducted in the high-performance computing system within the campus private cloud. In the set of experiments, we wish to address the following:

- 1) Does our proposed method perform as good as the standard active learning method when there is no attack? We try to address this question as a few papers (e.g.,

[37], [38], [39], [40]) have shown the trade-off between the performance of the active learning algorithms with attacks and their performance without attacks.

- 2) Is our proposed method effective under a malicious mislabeling attack? and
- 3) Is our proposed method effective under a poison attack? That is, are certain vulnerabilities (e.g., to specific inputs) learned as we perform the adversarial active retraining?

The evaluation metric for question 1) is the labeling budget used to achieve desired classification accuracy. The evaluation metrics for question 2) are the overall classification accuracy on the clean test data and the required labeling budget to achieve desired classification accuracy. The evaluation metrics for the last question are the overall classification accuracy on the clean test data, the poisoning attack success rate, and the required labeling budget to achieve desired classification accuracy.

#### A. Dataset and Model

Real-world data may be collected through a computing system whose devices are distributed in different location. The CIFAR-10 dataset is an object classification dataset that consists of ten classes: airplane, automobile, bird, cat, deer, dog, frog, horse, ship, and truck. Each image is a  $32 \times 32$  tiny color image and each pixel has three values corresponding to the RGB intensities. The samples are split between a training set of 50,000 with 5,000 samples for each class and a testing set of 10,000. Table II summarizes the dataset.

TABLE II  
DATASET SUMMARY

Dataset	CIFAR-10	CIFAR-2
# Training Example	50,000	3,000
# Testing Example	10,000	2,000
# Classes	10	2
Image Size	$32 \times 32$	$32 \times 32$

Due to the limited computation resource and the slowness of the data poisoning attack for the DNN model proposed in [11], we reduce the CIFAR-10 dataset to the CIFAR-2 dataset, only considering two classes, airplane and frog. To further speed up the data poisoning attack, we reduce the training set to 3,000 training instances instead of 10,000 samples. As you can see in the evaluation section, the proposed method does not even need to have 3,000 training instances to reach the desired accuracy. Thus, this limitation speeds up the evaluation time without affecting the performance. The testing set is 2,000, and each testing instance is considered as a targeted instance during the poison instance generation process.

The network architectures for the CIFAR-10 dataset is based on transfer learning. More precisely, ResNet50 [41] is used for feature extraction, and then a dropout rate of 0.2 is applied to it. Last, a fully connected layer with the sigmoid activation function is used for binary classification.

#### B. Artificial Data Generation and Data Poisoning Attack

Adversarial examples and poison instances are generated using the Adversarial Robustness Toolbox (ART v1.3) [42]. C&W, PGD, and DeepFool attacks are used to generate adversarial images in addition to Gaussian noise. The PGD attack is selected over others because the PGD attack generates the strongest first order adversary [43]. However, due to the fact that the PGD attack implemented in ART does not take advantage of GPU power, the runtime for the PGD attack is much higher than the C&W attack and so the PGD attack is not included during the training. The maximum number of iterations for the C&W attack and DeepFool are 20 and 100 (default in ART), respectively. Random noise added to train image follows a Gaussian distribution with mean 0 and variance 0.3 for each batch. This is a reasonable limit on what is permissible because a larger perturbation would distort the image too much.

Assume that the adversary knows the model architecture and can inject poison instances. We generate the data poisoning attack based on [11] to evaluate the robustness of the proposed active learning method. This is the only data poisoning attack on DNN model available in ART. We consider each test instance as a targeted instance. For each targeted poisoning attack, we use first 50 training instances from a difference class than the targeted instance as base instances for generating the poison instances. A small amount of watermark (0.1-0.3) is added to increase the attack success rate while the poison instances are indistinguishable from their corresponding base instances. The exact amount of the watermarks added depends on the difficulty of each targeted attack scenario. After a set of poison instances are generated for each targeted attack, we check whether the attack is successful. If a targeted poisoning attack is not successful, the corresponding poison instances are discarded. In short, we only save the set of poisoning instances that an attacker successfully attacks the baseline model trained with all training instances and the poison instances. In the end, we generate 67 sets of successful data poisoning attacks, which can be used to evaluate the performance of the proposed active learning method.

#### C. Mislabeling

For most deep learning tasks, we assume that the labels provided are true (correct). However, in the real world, humans make mistakes and adversaries can inject malicious labeling [44], [45]. In this paper, we consider both cases. First, we assume a human labeler has a 5% chance to make a mistake when annotating. The 5% is used since the dataset used is tiny, low-resolution images that are difficult to classify correctly sometimes. Furthermore, with a total of eleven labelers for the experiments, one of them is malicious. More precisely, a malicious labeler will intentionally misclassify an image in the ‘airplane’ class as the ‘frog’ class.

#### D. Results

In this section, we evaluate the performance of the proposed active learning method by addressing the three questions posed

at the beginning of the evaluation section.

TABLE III  
STATISTICS OF LABELING BUDGETS

Model	Baseline	Proposed
Mean	1186	572.3
Standard Deviation	182.6	51.7
Minimum	608	462
25%	1128	533
50%	1184	563
75%	1272	610
Maximum	1536	672

1) *Does our proposed active learning method perform as good as the standard active learning method when not under an attack?*: Here, we consider only the benign mislabeling caused by human errors. The prediction accuracy of the classifier trained with the full training set is 89%. Using it as the desired accuracy, we find the labeling budget required to achieve such accuracy. We compare our proposed active learning method with the active learning based on a random sampling strategy (as baseline). The experiment is repeated 30 times, and the summary statistics are provided in Table III. As shown in the table, the proposed active learning method only needs about 48% of the labeling budget required by the baseline active learning method when there are no attacks. Furthermore, the variation in performance is much lower for our proposed method compared to the baseline model. The maximum number of labeling budgets required to achieve the desired accuracy is halved if using our proposed method.

2) *Is our defense method effective under a malicious mislabeling attack?*: First, we evaluate the performance of the baseline model under a malicious mislabeling attack (see subsection IV-C for the implementation of malicious mislabeling attack). Similar to the previous experiment, we repeated our experiments 30 times. However, the baseline model is not able to achieve the desired accuracy in all the experiments. As shown in Fig. 5, the malicious mislabeling attack is very effective against the baseline model. The test accuracy just fluctuates between 0.44 and 0.52. Even when we use all 3,000 training instances, the test accuracy is still close to 0.5.

Nevertheless, our proposed active learning method is robust against the malicious mislabeling attack. As shown in Fig. 6, we can still obtain the desired accuracy even under a malicious labeling attack. Furthermore, Table IV shows the summary statistics for the labeling budget required to achieve the desired accuracy. On average, we only need about one-third of the original training set size to achieve the same accuracy (89%) even under a malicious mislabeling attack.

3) *Is our proposed method effective under a poison attack?*: Here, we consider a targeted poison attack [11] and evaluate the performance of the baseline and our proposed active learning method under such an attack. The targeted poison attack tries to reduce the performance of the classifier on the targeted instance while maintaining the performance of the classifier on the clean data. This makes it very difficult to detect as the classification accuracy on the clean data is

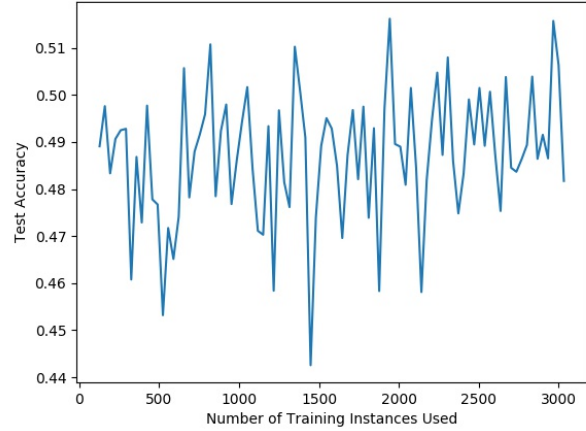


Fig. 5. Baseline Model Performance Under a Malicious Labeling Attack

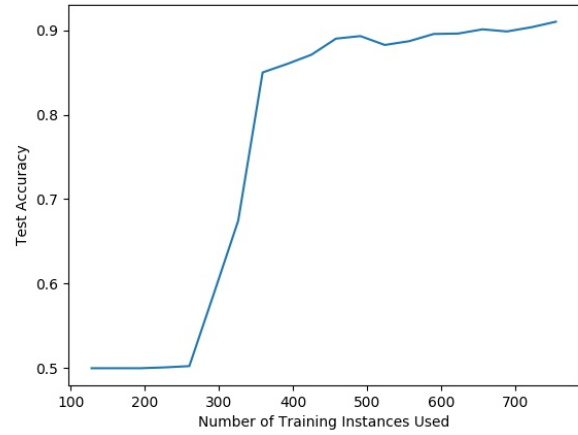


Fig. 6. Robust Active Learning Model Performance Under a Malicious Labeling Attack

not changed under the attack. However, the classifier makes misclassification on the targeted instance.

Since most uncertainty-based active learning strategies select unlabeled instances that are closer to the decision boundary, this makes these uncertainty-based active learning strategies more vulnerable to the data poisoning attack. On the contrary, simple active learning based on a random sampling strategy is more robust against such an attack. Hence, we will compare our proposed active learning method with active learning based on a random sampling strategy (baseline). As shown in Fig. 7 and Fig. 8, the test accuracies of the two active learning strategies under the poisoning attack are similar though the labeling budget required is halved if our proposed method is used. Furthermore, the proposed method has a much lower variation in labeling budgets than the baseline method.



TABLE IV  
SUMMARY STATISTICS FOR LABELING BUDGET

Model	Proposed
Mean	925.3
Standard Deviation	315.9
Minimum	580
25%	701.5
50%	875
75%	1013
Maximum	1939

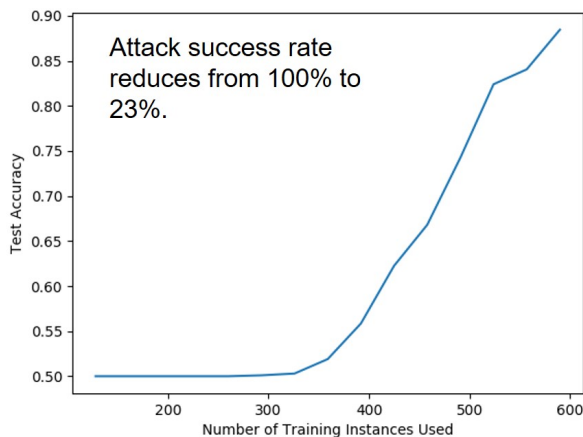


Fig. 7. Baseline Model Performance Under a Poisoning Attack

### E. Computation Cost and Limitation

The artificial crafting step lowers the labeling budget by generating labeled data without labelers, but it also requires additional computation cost. For instance, it takes about 0.19 seconds to generate an adversarial image using a C&W method (with a batch size of 64) on an NVIDIA Tesla K40c GPU. However, it takes less than 0.1 seconds to generate an adversarial image using a C&W method (with a batch size of 512) on the same computer with an NVIDIA TITAN V GPU. Hence, the type of GPU and batch size can affect the computation time. Furthermore, different methods may require different computation resources. For instance, BIM attacks mainly use CPU resources whereas a C&W method mainly uses GPU resources based on IBM’s adversarial robustness toolbox [42]. For the evaluation, we generate an artificial image for each corresponding newly queried image. However, this ratio can be adjusted based on the computational resource and the labeling budget limitation. Furthermore, the evaluation is based on a single dataset. It would be interesting to check the effectiveness of the approach on other datasets, which will be in our further study.

## V. CONCLUSIONS AND FUTURE WORK

Recent work has shown that machine learning models, such as DNNs, are highly vulnerable to adversarial examples and data poisoning attacks. In this work, we utilized these adversarial examples to generate artificial data for training

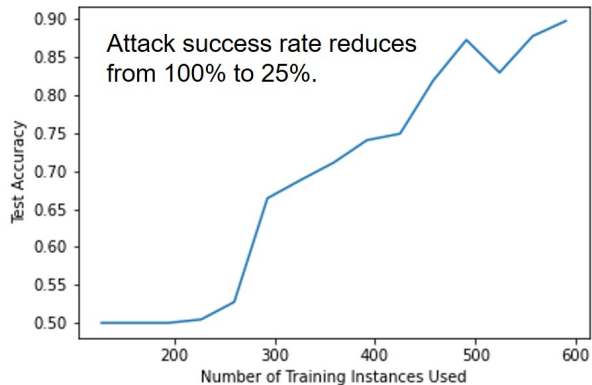


Fig. 8. Robust Active Learning Model Performance Under a Poisoning Attack

TABLE V  
SUMMARY STATISTICS FOR LABELING BUDGETS

Model	Baseline	Proposed
Mean	1221	622
Standard Deviation	603	88.9
Minimum	672	484
25%	896	574
50%	976	599.5
75%	1216	698
Maximum	2816	751

without incurring an extra labeling budget. Furthermore, we proposed a confidence score updating system to check the trustworthiness of each labeler and performance check on a secured set to monitor the potential mislabeling attack. The experiment results showed that our proposed active learning method is robust against malicious mislabeling and data poisoning attacks. Though we only evaluated the performance of the proposed active learning method on binary classification in the campus private cloud, the method can be applied to multi-classification task in a distributed system of a public cloud as well.

Future work will investigate the scalability of the proposed method. We can parallelize the process and utilize the scalability in cloud computing for this purpose. For instance, Birman et al. [46] proposed a deep reinforcement learning method to selectively query only a subset of malware detectors instead of using all detectors in the cloud in order to reduce computational cost while maintaining performance. Besides a private cloud, we can also deploy our proposed method on the public cloud to not only achieve scalability but also to increase reliability and flexibility. Though most classic single-query active learning strategies do not work as well as a random sampling strategy on deep neural network and many uncertainty-based active learning strategies also perform poorly under data poisoning attacks, it would be interesting to compare the proposed method with the state-of-the-art batch active learning method for CNNs, CORE-SET [22]. Besides, improving the efficiency of the targeted data poisoning attack

proposed by [11] is another promising direction.

#### ACKNOWLEDGMENT

We acknowledge the AFRL Internship Program to support Jing Lin's work and the National Science Foundation (NSF) to partially sponsor Dr. Kaiqi Xiong's work under grants CNS 1620862 and CNS 1620871, and BBN/GPO project 1936 through an NSF/CNS grant. This material is based on research sponsored by the Air Force Research Laboratory under agreement number FA8750-20-3-1004. The U.S. Government is authorized to reproduce and distribute reprints for Governmental purposes notwithstanding any copyright notation thereon. The views and conclusions contained herein are those of the authors and should not be interpreted as necessarily representing the official policies or endorsements, either expressed or implied, of the Air Force Research Laboratory or NSF.

#### REFERENCES

- [1] D. Lackey. How much data do we create every day? the mind-blowing stats everyone should read. [Online]. Available: <https://blazon.online/data-marketing>
- [2] F. S. Fard, P. Hollensen, S. Mcilory, and T. Trappenberg, "Impact of biased mislabeling on learning with deep networks," in *2017 International Joint Conference on Neural Networks (IJCNN)*. IEEE, 2017, pp. 2652–2657.
- [3] A. Mukherjee and R. Muthukumar, "Guarantees on learning depth-2 neural networks under a data-poisoning attack," *arXiv preprint arXiv:2005.01699*, 2020.
- [4] M. Jagielski, G. Severi, N. P. Harger, and A. Oprea, "Subpopulation data poisoning attacks," *arXiv preprint arXiv:2006.14026*, 2020.
- [5] Y. Ganin, E. Ustinova, H. Ajakan, P. Germain, H. Larochelle, F. Laviolette, M. Marchand, and V. Lempitsky, "Domain-adversarial training of neural networks," *The journal of machine learning research*, vol. 17, no. 1, pp. 2096–2030, 2016.
- [6] Y. Zhou, M. Kantarcioglu, B. Thuraisingham, and B. Xi, "Adversarial support vector machine learning," in *Proceedings of the 18th ACM SIGKDD international conference on Knowledge discovery and data mining*, 2012, pp. 1059–1067.
- [7] F. Tahmasebian, L. Xiong, M. Sotoodeh, and V. Sunderam, "Crowdsourcing under data poisoning attacks: A comparative study," in *IFIP Annual Conference on Data and Applications Security and Privacy*. Springer, 2020, pp. 310–332.
- [8] X. Yuan, P. He, Q. Zhu, and X. Li, "Adversarial examples: Attacks and defenses for deep learning," *IEEE transactions on neural networks and learning systems*, 2019.
- [9] N. Carlini, G. Katz, C. Barrett, and D. L. Dill, "Provably minimally-distorted adversarial examples," *arXiv preprint arXiv:1709.10207*, 2017.
- [10] P.-Y. Chen, H. Zhang, Y. Sharma, J. Yi, and C.-J. Hsieh, "Zoo: Zeroth order optimization based black-box attacks to deep neural networks without training substitute models," in *Proceedings of the 10th ACM Workshop on Artificial Intelligence and Security*. ACM, 2017, pp. 15–26.
- [11] A. Shafahi, W. Ronny Huang, M. Najibi, O. Suciuc, C. Studer, T. Dumitras, and T. Goldstein, "Poison Frogs! Targeted Clean-Label Poisoning Attacks on Neural Networks," *ArXiv e-prints*, Apr. 2018.
- [12] H. T. Nguyen and A. Smeulders, "Active learning using pre-clustering," in *Proceedings of the twenty-first international conference on Machine learning*, 2004, p. 79.
- [13] B. Settles, "Active learning literature survey," University of Wisconsin-Madison Department of Computer Sciences, Tech. Rep., 2009.
- [14] M. Huijser and J. C. van Gemert, "Active decision boundary annotation with deep generative models," in *Proceedings of the IEEE international conference on computer vision*, 2017, pp. 5286–5295.
- [15] A. J. Joshi, F. Porikli, and N. Papanikolopoulos, "Multi-class active learning for image classification," in *2009 IEEE Conference on Computer Vision and Pattern Recognition*. IEEE, 2009, pp. 2372–2379.
- [16] D. Wang and Y. Shang, "A new active labeling method for deep learning," in *2014 International joint conference on neural networks (IJCNN)*. IEEE, 2014, pp. 112–119.
- [17] M.-F. Balcan, A. Broder, and T. Zhang, "Margin based active learning," in *International Conference on Computational Learning Theory*. Springer, 2007, pp. 35–50.
- [18] M. Ducoffe and F. Precioso, "Adversarial active learning for deep networks: a margin based approach," *arXiv preprint arXiv:1802.09841*, 2018.
- [19] L. Truong, C. Jones, B. Hutchinson, A. August, B. Praggastis, R. Jasper, N. Nichols, and A. Tuor, "Systematic evaluation of backdoor data poisoning attacks on image classifiers," in *Proceedings of the IEEE/CVF Conference on Computer Vision and Pattern Recognition Workshops*, 2020, pp. 788–789.
- [20] C. Zhu, W. R. Huang, A. Shafahi, H. Li, G. Taylor, C. Studer, and T. Goldstein, "Transferable clean-label poisoning attacks on deep neural nets," *arXiv preprint arXiv:1905.05897*, 2019.
- [21] Y. Yang, Z. Ma, F. Nie, X. Chang, and A. Hauptmann, "Multi-class active learning by uncertainty sampling with diversity maximization," *International Journal of Computer Vision*, vol. 113, 06 2015.
- [22] O. Sener and S. Savarese, "Active learning for convolutional neural networks: A core-set approach," *arXiv preprint arXiv:1708.00489*, 2017.
- [23] J. T. Ash, C. Zhang, A. Krishnamurthy, J. Langford, and A. Agarwal, "Deep batch active learning by diverse, uncertain gradient lower bounds," in *ICLR*, 2020.
- [24] J.-J. Zhu and J. Bento, "Generative adversarial active learning," *arXiv preprint arXiv:1702.07956*, 2017.
- [25] C. Mayer and R. Timofte, "Adversarial sampling for active learning," in *The IEEE Winter Conference on Applications of Computer Vision*, 2020, pp. 3071–3079.
- [26] I. Goodfellow, "Nips 2016 tutorial: Generative adversarial networks," *arXiv preprint arXiv:1701.00160*, 2016.
- [27] D. P. Kingma and M. Welling, "Auto-encoding variational bayes," *arXiv preprint arXiv:1312.6114*, 2013.
- [28] C. Szegedy, W. Zaremba, I. Sutskever, J. Bruna, D. Erhan, I. Goodfellow, and R. Fergus, "Intriguing properties of neural networks," *arXiv preprint arXiv:1312.6199*, 2013.
- [29] J. Su, D. V. Vargas, and K. Sakurai, "One pixel attack for fooling deep neural networks," *IEEE Transactions on Evolutionary Computation*, 2019.
- [30] I. J. Goodfellow, J. Shlens, and C. Szegedy, "Explaining and harnessing adversarial examples," *arXiv preprint arXiv:1412.6572*, 2014.
- [31] S.-M. Moosavi-Dezfooli, A. Fawzi, and P. Frossard, "Deepfool: a simple and accurate method to fool deep neural networks," in *Proceedings of the IEEE conference on computer vision and pattern recognition*, 2016, pp. 2574–2582.
- [32] T. Ho-Phuoc, "Cifar10 to compare visual recognition performance between deep neural networks and humans," *arXiv preprint arXiv:1811.07270*, 2018.
- [33] M. Sharif, S. Bhagavatula, L. Bauer, and M. K. Reiter, "Accessorize to a crime: Real and stealthy attacks on state-of-the-art face recognition," in *Proceedings of the 2016 ACM SIGSAC Conference on Computer and Communications Security*. ACM, 2016, pp. 1528–1540.
- [34] T. Goldstein, C. Studer, and R. Baraniuk, "A field guide to forward-backward splitting with a fasta implementation," *arXiv preprint arXiv:1411.3406*, 2014.
- [35] A. Krizhevsky and G. Hinton, "Learning multiple layers of features from tiny images," Citeseer, Tech. Rep., 2009.
- [36] Y.-Y. Yang, S.-C. Lee, Y.-A. Chung, T.-E. Wu, S.-A. Chen, and H.-T. Lin, "libact: Pool-based active learning in python," *arXiv preprint arXiv:1710.00379*, 2017.
- [37] T. Gu, B. Dolan-Gavitt, and S. Garg, "Badnets: Identifying vulnerabilities in the machine learning model supply chain," *arXiv preprint arXiv:1708.06733*, 2017.
- [38] Y. Liu, Y. Xie, and A. Srivastava, "Neural trojans," in *2017 IEEE International Conference on Computer Design (ICCD)*. IEEE, 2017, pp. 45–48.
- [39] N. Akhtar and A. Mian, "Threat of adversarial attacks on deep learning in computer vision: A survey," *IEEE Access*, vol. 6, pp. 14 410–14 430, 2018.
- [40] R. Pang, H. Shen, X. Zhang, S. Ji, Y. Vorobeychik, X. Luo, A. Liu, and T. Wang, "A tale of evil twins: Adversarial inputs versus poisoned models," in *Proceedings of the ACM Conference on Computer and Communications Security*, 2020.
- [41] K. He, X. Zhang, S. Ren, and J. Sun, "Deep residual learning for image recognition," in *Proceedings of the IEEE conference on computer vision and pattern recognition*, 2016, pp. 770–778.

- [42] M.-I. Nicolae, M. Sinn, M. N. Tran, B. Buesser, A. Rawat, M. Wistuba, V. Zantedeschi, N. Baracaldo, B. Chen, H. Ludwig, I. Molloy, and B. Edwards, "Adversarial robustness toolbox v0.10.0," *CoRR*, vol. 1807.01069, 2018. [Online]. Available: <https://arxiv.org/pdf/1807.01069>
- [43] A. Madry, A. Makelov, L. Schmidt, D. Tsipras, and A. Vladu, "Towards deep learning models resistant to adversarial attacks," *arXiv preprint arXiv:1706.06083*, 2017.
- [44] R. Taheri, R. Javidan, M. Shojafar, Z. Pooranian, A. Miri, and M. Conti, "On defending against label flipping attacks on malware detection systems," *Neural Computing and Applications*, pp. 1–20, 2020.
- [45] A. Paudice, L. Muñoz-González, and E. C. Lupu, "Label sanitization against label flipping poisoning attacks," in *Joint European Conference on Machine Learning and Knowledge Discovery in Databases*. Springer, 2018, pp. 5–15.
- [46] Y. Birman, S. Hindi, G. Katz, and A. Shabtai, "Cost-effective malware detection as a service over serverless cloud using deep reinforcement learning," in *2020 20th IEEE/ACM International Symposium on Cluster, Cloud and Internet Computing (CCGRID)*. IEEE, 2020, pp. 420–429.