

Upward Point Set Embeddings of Paths and Trees*

Elena Arseneva^{†1}, Pilar Cano^{‡2}, Linda Kleist^{§3}, Tamara Mchedlidze^{¶4}, Saeed Mehrabi^{||5},
Irene Parada^{**6}, and Pavel Valtr^{††7}

¹Saint Petersburg State University, Russia

²Université Libre de Bruxelles, Belgium

³Technische Universität Braunschweig, Germany

⁴Karlsruhe Institute of Technology, Germany

⁵Memorial University, St. John's, Canada

⁶TU Eindhoven, The Netherlands

⁷Department of Applied Mathematics, Charles University, Czech Republic

December 22, 2020

Abstract

We study upward planar straight-line embeddings (UPSE) of directed trees on given point sets. The given point set S has size at least the number of vertices in the tree. For the special case where the tree is a path P we show that: (a) If S is one-sided convex, the number of UPSEs equals the number of maximal monotone paths in P . (b) If S is in general position and P is composed by three maximal monotone paths, where the middle path is longer than the other two, then it always admits an UPSE on S . We show that the decision problem of whether there exists an UPSE of a directed tree with n vertices on a fixed point set S of n points is NP-complete, by relaxing the requirements of the previously known result which relied on the presence of cycles in the graph, but instead fixing position of a single vertex. Finally, by allowing extra points, we guarantee that each directed caterpillar on n vertices and with k switches in its backbone admits an UPSE on every set of $n2^{k-2}$ points.

1 Introduction

A classic result by Fary, Stein, Wagner [11, 15, 16], known as Fary's theorem, states that every planar graph has a crossing-free straight-line drawing. Given a directed graph (called *digraph* for short), it is natural to represent the direction of the edges by an *upward* drawing, i.e., every directed edge is represented by a monotonically increasing curve. Clearly, it is necessary for the digraph to be acyclic in order to allow for an upward drawing.

In nice analogy to Fary's theorem, if a planar digraph has an upward planar drawing, then it also allows for an upward planar straight-line drawing [8]. In contrast, not every planar acyclic digraph has an upward planar drawing [8]. Nevertheless, some classes of digraphs always allow for such drawings. For instance, every directed tree has an upward planar straight-line drawing [7, p. 212].

In this work, we study upward planar straight-line drawings of directed trees on given point sets. An *upward planar straight-line embedding* (UPSE, for short) of a digraph $G = (V, E)$ on a point set S ,

*This work was initiated at the 7th Annual Workshop on Geometry and Graphs, March 10–15, 2019, at the Bellairs Research Institute of McGill University, Barbados. We are grateful to the organizers and to the participants for a wonderful workshop.

[†]Email: e.arseneva@spbu.ru. Partially supported by by RFBR, project 20-01-00488.

[‡]Email: pilar.cano@ulb.ac.be. Supported by the F.R.S.-FNRS under Grant no. MISU F 6001 1.

[§]Email: kleist@ibr.cs.tu-bs.de.

[¶]Email: mched@iti.uka.de.

^{||}Email: smehrabi@mun.ca.

^{**}Email: i.m.de.parada.munoz@tue.nl.

^{††}Email: valtr@kam.mff.cuni.cz. Work supported by grant no. 19-17314J of the Czech Science Foundation (GAČR).

where $|V| \leq |S|$, is an injection from V to S such that the induced straight-line drawing is planar (crossing-free) and upward, i.e., for the directed edge $uv \in E(G)$, the point representing u lies below the point representing v . As point-set embeddings of planar undirected graphs [3, 4, 5, 6, 14], UPSEs have been an active subject of research [1, 2, 12, 13]. In the following we review the state of the art in relation to our problems.

Kaufmann et al. [12] showed that in case $|V| = |S|$ it is NP-complete to decide whether an upward planar digraph admits an UPSE on a given point set. We note that the upward planar digraph obtained in their reduction contains cycles in its underlying undirected graph. The same authors gave polynomial-time algorithm to decide if an upward planar digraph admits an UPSE on a convex point set.

A digraph whose underlying undirected structure is a simple path is called *oriented path*. For the class of oriented paths multiple partial results have been provided, by either limiting the class of the point set, the class of oriented paths, or by considering the case where $|S| > |V|$. In particular, by limiting the class of point sets, Binucci et al. showed that every oriented path admits an UPSE on every convex point set of the same size [2]. By limiting the class of oriented paths, it has been shown that the following subclasses of oriented paths always admit an UPSE on any general point set of the same size:

1. An oriented path with at most five switches¹ and at least two of its sections² having length³ two [1].
2. An oriented path P with three switches [2].
3. An oriented path $P = (v_1, \dots, v_n)$, so that if its vertex v_i is a sink, then its vertex v_{i+1} is a source [2].
4. An oriented path P such that its decomposition into maximal monotone paths P_1, P_2, \dots, P_r satisfies that $|P_i| \geq \sum_{j>i} |P_j|$ for every $i = 1, 2, \dots, r - 1$ [6].

Given these partial results, it is an intriguing open problem whether every oriented path P admits an UPSE on every general point set S with $|P| = |S|$. In contrast to this question, there exists a directed tree T with n vertices and a set S with n points in convex position such that T does not admit an UPSE on S [2]. While restricting the class of trees to directed caterpillars, Angelini et al. [1] have shown that an UPSE exists on any convex point set.

The variant of the problem where the point set is larger than the oriented path, was considered by Angelini et al. [1] and Mchedlidze [13]. They proved that every oriented path P with n vertices and k switches admits an UPSE on every general point set with $n2^{k-2}$ points [1] or on $(n - 1)^2 + 1$ points Mchedlidze [13], respectively.

Our Contribution. In this paper we continue the study of UPSE of digraphs. We tackle the aforementioned open problem from multiple sides. Firstly, we show that the problem of deciding whether a digraph on n vertices admits an UPSE on a given set of n points remains NP-complete even for trees when one vertex lies on a predefined point. (Section 5). This strengthens the previously known NP-completeness result, where the underlying undirected structure contained cycles [12]. Thus, even if it is still possible that every oriented path admits an UPSE on every general point set, this new NP-completeness might foreshadow that a proof for this fact will not lead to a polynomial time construction algorithm. Secondly, we provide a new family of n -vertex oriented paths that admit an UPSE on any general set of n points (Section 3), extending the previous partial results [1, 2]. Thirdly, by aiming to understand the degrees of freedom that one has while embedding an oriented path on a point set, we show that the number of different UPSEs of an n -vertex oriented path on a one-sided convex set of n points is equal to the number of sections the path contains (Section 2). Finally, as a side result, we study the case where the point set is larger than the graph and show that the upper bound $n2^{k-2}$ on the size of a general point set that hosts every oriented path [1] can be extended to caterpillars (Section 4), where k is the number of switches in the caterpillar. The proof is largely inspired by the corresponding proof for oriented paths. However, the result itself opens a new line of investigations of providing upper bounds on the size of general point sets that are sufficient for UPSE of families of directed trees.

Definitions. A set of points is called *general*, if no three of its points lie on the same line and no two have the same y -coordinate. The *convex hull* $H(S)$ of a point set S is the point set that can be obtained as a convex combination of the points of S . We say that a point set is in *convex position*, or is a *convex point set*, if none of its points lie in the convex hull of the others. Given a general point set S , we denote

¹A vertex of a digraph which is either a source or a sink is called *switch*.

²A section of an oriented path is a subpath that connects two consecutive switches.

³The *length* of a path is the number of vertices in it.

the lowest and the highest point of S by $b(S)$ and $t(S)$, respectively. A subset of points of a convex point set S is called *consecutive* if its points appear consecutively as we traverse the convex hull of S . A convex point set S is called *one-sided* if the points $b(S)$ and $t(S)$ are consecutive in it; refer to Figure 1.

Let Γ be an UPSE of a digraph $G = (V, E)$ on a point set S . For every $v \in V$, $\Gamma(v)$ denotes the point of S where vertex v has been mapped to by Γ . A *directed tree* is a digraph, whose underlying graph is a tree. A digraph, whose underlying graph is a simple path is called *oriented path*. A *directed caterpillar* is a directed tree in which the removal of the vertices of degree 1 results in an oriented path: the *backbone*. For an oriented path (v_1, v_2, \dots, v_n) , we call $v_i v_{i+1}$ a *forward* (resp., *backward*) edge if it is oriented from v_i to v_{i+1} (resp., from v_{i+1} to v_i). A vertex of a digraph with in-degree (resp., out-degree) equal to zero is called a *source* (resp., *sink*). A vertex of a digraph which is either a source or a sink is called *switch*. A subpath of an oriented path P connecting two of its consecutive switches is said to be *monotone* and called a *section* of P . A section is *forward* (resp., *backward*) if it consists of forward (resp., backward) edges.

2 Counting Embeddings of Paths on Convex Sets

In this section, we study the number of UPSEs that an n -vertex oriented path has on a one-sided convex set of n points. We show that this number is equal to the number of sections in the oriented path. We start with the following

Lemma 1. *Let P be an n -vertex oriented path with v_1 being one of its end-vertices and let S be a one-sided convex point set with $|S| = n$. For any two different UPSEs Γ_1 and Γ_2 of P on S , it holds that $\Gamma_1(v_1) \neq \Gamma_2(v_1)$.*

Proof. Let $\{p_1, \dots, p_n\}$ be the points of S sorted by y -coordinate. For the sake of contradiction, assume that there exist two different UPSEs Γ_1 and Γ_2 of P on S with $\Gamma_1(v_1) = \Gamma_2(v_1)$. Additionally, assume that the considered counterexample is minimal, in the sense that for the vertex v_2 of P , adjacent to v_1 , $\Gamma_1(v_2) \neq \Gamma_2(v_2)$. By [2, Lemma 3], vertices v_1 and v_2 lie on consecutive points of S . We assume that the edge $v_1 v_2$ is a forward edge; the case when $v_1 v_2$ is a backward edge is symmetric. Conditions $\Gamma_1(v_1) = \Gamma_2(v_1)$, $\Gamma_1(v_2) \neq \Gamma_2(v_2)$, and the fact that v_1, v_2 lie on consecutive points of S , imply that $\Gamma_1(v_1) = \Gamma_2(v_1) = p_1$, and $\Gamma_i(v_2) = p_n$, $\Gamma_j(v_2) = p_2$, with $i, j \in \{1, 2\}$. Embedding Γ_i is an UPSE of P when the edge $v_2 v_3$ is backward, while Γ_j is an UPSE of P when the edge $v_2 v_3$ is forward. We arrive to a contradiction. \square

We are now ready to prove the result of this section.

Theorem 1. *An n -vertex oriented path P with k sections has exactly k UPSEs on a one-sided convex set of n points.*

Proof. We first show that P has at least k UPSEs. To do so, let $P = (v_1, \dots, v_n)$ be an oriented path with k sections and let S be a one-sided convex point set with points $\{p_1, \dots, p_n\}$ ordered by the increasing y -coordinate. Let v_l be the switch of P preceding v_n . Thus, the subpath of P between v_l and v_n is P 's last section. Let denote the subpath of P between v_1 and v_l by P' . We prove the statement of the theorem by the following stronger induction hypothesis: there are k UPSEs of P on S , such that one of them maps v_n to p_n (resp., p_1) if the last section is forward (resp., backward). The base case of $k = 1$ is trivial. Assume that the k -th section of P is forward (resp., backward) and let $S' = \{p_1, \dots, p_l\}$ (resp., $S' = \{p_{n-l+1}, \dots, p_n\}$). By induction hypothesis, the path P' has $k - 1$ UPSEs on S' , with one of them mapping v_l to p_1 (resp., p_n). Let Γ be one of them. Assume that $\Gamma(v_l) = p_i$, $p_i \in S'$. We shift every vertex that has been mapped to point p_j , $i < j \leq l$ (resp., $n - l + 1 \leq j < i$) by $n - l$ points up (resp., down); refer to Figure 1(a). We map the k -th section to points $p_{i+1}, \dots, p_{i+n-l}$ (resp., $p_i - 1, \dots, p_{i-n+l}$). This gives us $k - 1$ UPSEs of P on S .

Recall that, by induction hypothesis, P' has an UPSE Γ' on S' that maps v_l to p_1 (resp., p_n) on S' , since its last section is backward (resp., forward). Thus, we can also extend Γ' by mapping the k -th section to points p_{l+1}, \dots, p_n (resp., p_1, \dots, p_{n-l}); refer to Figure 1(b). Hence, there exists a UPSE of P that maps v_n to p_n (resp., p_1) if the last section is forward (resp., backward). By Lemma 1, no two of the constructed embedding of P on S are the same. Thus, P has at least k UPSEs on S .

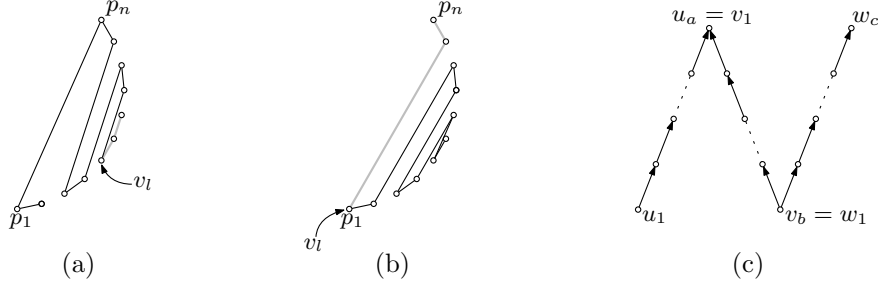


Figure 1: (a–b) An illustration for the proof of Theorem 1, showing an extension of an UPSE of P' (black) to an UPSE of P (gray). In (a) v_l lies on a non-extreme point of S' , while in (b) v_l is an extreme point of S' . (c) Description of path P presented in Theorem 2.

We now apply a counting argument to show that each oriented path with k sections has exactly k UPSEs on S . Note that the total number of possible UPSEs of different directed paths of size n on an n -point one-sided convex point set is $n \cdot 2^{n-2}$. To see this, note that an UPSE can be encoded by the start point and the position (clockwise or counterclockwise consecutive) of the next point. For the last choice the clockwise and the counterclockwise choices coincide. Moreover, the number of oriented paths with $n-1$ edges and k sections is $\rho_k := 2 \binom{n-2}{k-1}$ and the number of n -vertex oriented paths is $\sum_{k=1}^{n-1} \rho_k = 2^{n-1}$. Let η_k denote the number of UPSEs of all oriented paths on n vertices with k sections.

As shown above, an oriented path with k sections has at least k UPSEs on S . By the symmetry of the binomial coefficient, it holds that $\rho_k = \rho_{n-k}$. Therefore, the number of UPSEs of all oriented paths with k and $n-k$ sections evaluates to at least $k\rho_k + (n-k)\rho_{n-k} = \frac{n}{2}(\rho_k + \rho_{n-k})$. This implies

$$n2^{n-2} = \sum_{k=1}^{n-1} \eta_k \geq \sum_{k=1}^{n-1} k\rho_k = \frac{n}{2} \cdot \sum_{k=1}^{n-1} \rho_k = \frac{n}{2} \cdot 2^{n-1} = n2^{n-2}.$$

Consequently, each oriented path with k sections has exactly k UPSEs on S . \square

3 Embedding of Special Directed Paths

In this section we present a family of oriented paths that always admit an UPSE on every general point set of the same size. For an illustration of paths in this family, consider Figure 1(c).

Theorem 2. *Let P be an oriented path with three sections $P_1 = (u_1, \dots, u_a)$, $P_2 = (v_1, \dots, v_b)$ and $P_3 = (w_1, \dots, w_c)$, where $u_a = v_1$, $v_b = w_1$ and $b \geq a, c$. Then path P admits an UPSE on any general set S of $n = a + b + c - 2$ points.*

Proof. We assume that P_1 is forward, otherwise, we rename the vertices of P by reading it off from vertex w_c . Let ℓ denote the line through $t(S)$ and $b(S)$, and let ℓ^- (resp., ℓ^+) be the halfplane on the left (resp., on the right) when walking from $b(S)$ to $t(S)$ along ℓ . We assume that both ℓ^- and ℓ^+ are closed, and hence $|S \cap \ell^+| + |S \cap \ell^-| = a + b + c$. We now consider two cases.

Case 1: $|S \cap \ell^+| \geq a + c$ or $|S \cap \ell^-| \geq a + c$. We consider the case $|S \cap \ell^-| \geq a + c$ (refer to Figure 2(a), with $|S \cap \ell^+| \geq a + c$ being symmetric). We rotate a left heading horizontal ray r emanating from $t(S)$ in counter-clockwise direction until it hits the a -th point (including $t(S)$); we let p denote this point and let S_1 denote the points swept by r . Notice that $b(S) \notin S_1$ because $|S \cap \ell^-| > a$. We embed P_1 on the points in S_1 , by sorting them by ascending y -coordinate.

From $|S \cap \ell^-| \geq a + c$ it follows that $|(S \setminus S_1) \cap \ell^-| \geq c$. Hence, we can embed P_3 on $S \cap \ell^-$. To do so, we rotate around $b(S)$ a left-heading horizontal ray r' in clockwise direction until it hits the c -th point of $(S \setminus S_1) \cap \ell^-$; denote these c points by S_3 and let p' be the last point hit by r' . We embed P_3 on the points of S_3 by sorting them by ascending y -coordinate.

Let $S_2 = (S \setminus (S_1 \cup S_3)) \cup \{b(S), t(S)\}$. Then, the polygonal region determined by the horizontal lines through $t(S)$ and $b(S)$, the line through $t(S)$ and p , the line through $b(S)$ and p' , and the vertical line through the rightmost point of S_2 is a convex region that contains all points in S_2 and has $t(S)$ (resp., $b(S)$) as its topmost (resp., bottommost) vertex. Therefore, we can embed P_2 onto S_2 by sorting them by

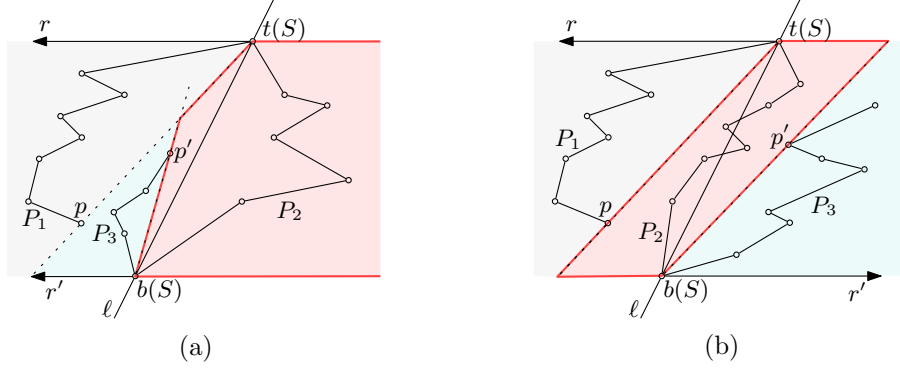


Figure 2: An illustration of the proof of Theorem 2. (a) Embedding of P in Case 1. (b) Embedding of P in Case 2. Point set S_2 lies in the red convex polygon.

descending y -coordinate. We observe that $u_a = v_1$ and $v_b = w_1$ have been consistently embedded on $b(S)$ and $t(S)$, respectively.

Case 2: $|S \cap \ell^+| \leq a + c$ and $|S \cap \ell^-| \leq a + c$. It follows that $|S \cap \ell^-| \geq b \geq a$ and $|S \cap \ell^+| \geq b \geq c$; refer to Figure 2(b). Since $|S \cap \ell^-| \geq a$, we can construct the set $S_1 \subset S \cap \ell^-$ similarly to Case 1, and embed P_1 on its points. We then rotate a right-headed horizontal ray r' in counter-clockwise direction around $b(S)$ until it hits the c -th point p' of ℓ^+ and denote by S_3 the points swapped by r' . Since $|S \cap \ell^+| > c$, $t(S) \notin S_3$. We embed P_3 onto S_3 by sorting the points by ascending y -coordinate.

Finally, let $S_2 = (S \setminus (S_1 \cup S_3)) \cup \{b(S), t(S)\}$. We note that the polygonal region determined by the horizontal lines through $t(S)$ and $b(S)$, the line through $t(S)$ and p , and the line through $b(S)$ and p' is a convex polygon that contains all points of S_2 . Also recall that $b(S)$ and $t(S)$ are respectively the bottommost and the topmost points of S_2 . Thus, we can embed P_2 onto the points in S_2 by sorting them by descending y -coordinate. Note that $u_a = v_1$ and $v_b = w_1$ have been consistently mapped to $t(S)$ and $b(S)$, respectively. \square

4 Embedding Caterpillars on Larger Point Sets

In this section, we provide an upper bound on the number of points that suffice to construct an UPSE of an n -vertex caterpillar. We first introduce some necessary notation. Let C be a directed caterpillar with n vertices, r of which, v_1, v_2, \dots, v_r , form its backbone. For each vertex v_i ($i = 1, 2, \dots, r$), we denote by $A(v_i)$ (resp., $B(v_i)$) the set of degree-one vertices of C adjacent to v_i by outgoing (resp., incoming) edges. Moreover, we let $a_i = |A(v_i)|$ and $b_i = |B(v_i)|$.

Theorem 3. *Let C be a directed caterpillar with n vertices and k switches in its backbone. Then C admits an UPSE on any general point set S with $|S| \geq n2^{k-2}$.*

Proof. Assume that C contains r vertices v_1, v_2, \dots, v_r in its backbone. Let $C_{\alpha, \beta}$ denote the subgraph of C induced by the vertices $\bigcup_{i=\alpha}^{\beta} \{v_i\} \cup A(v_i) \cup B(v_i)$. We first make the following observation.

Observation 1. *If the backbone of C contains exactly one section, C has an UPSE on any general set S of n points.*

To see that, we sort the points in $S = \{p_1, \dots, p_n\}$ by ascending y -coordinate and, assuming C is forward (the backward case is symmetric), we embed v_i on p_x , where $x = i + b_i + \sum_{j=1}^{i-1} (b_j + a_j)$. See to Figure 3(a) for an illustration.

We now prove the theorem by induction on k . We assume as the induction hypothesis that a directed caterpillar C with i switches and n_i vertices has an UPSE on any general point set S of at least $n_i 2^{i-2}$ points. Let v denote the first vertex of the backbone of C . We additionally assume that if v is a source (resp. sink), then v is mapped on the $(|B(v)| + 1)$ -th bottommost (resp. $(|A(v)| + 1)$ -th topmost) point of S . For $k = 2$, the backbone of C contains one section; hence, the induction hypothesis follows from Observation 1 and its proof.

We now consider a caterpillar C with $i + 1$ switches and n_{i+1} vertices. Let v_1 and v_i denote the first and the second switches of the backbone of C , respectively. Let S be a set of at least $N = n_{i+1} 2^{i-1}$

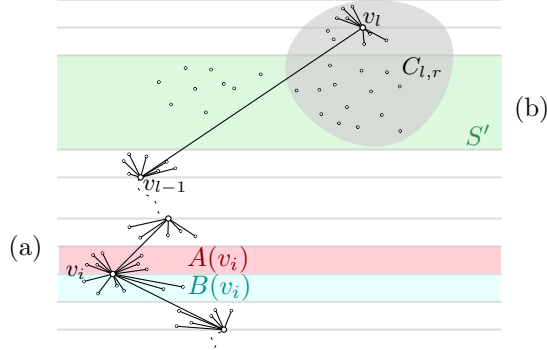


Figure 3: Illustration of the proofs of (a) Observation 1; (b) Theorem 3.

points. In the following, we only consider the case where the backbone of $C_{1,l}$ is forward; the backward case is symmetric.

We construct an UPSE of $C_{1,l-1}$ on the $c_1 = \sum_{i=1}^{l-1} (1 + b_i + a_i)$ lowest points of S by applying Observation 1. Let p denote the point where v_{l-1} is mapped. Let S' denote the unused points of S ; thus, $|S'| = N - c_1$. We have $n_{i+1} = n_i + c_1$, where n_i is the number of vertices of $C_{l,r}$. Recall that $N = n_{i+1}2^{i-1}$. Therefore, $|S'| > n_i2^{i-1}$. Let p' be the $(a_l + 1)$ -th topmost point in S' and let l denote the line through p and p' . Line l partitions S' into two sets, so that for the largest, say S'' , it holds that $|S''| \geq n_i2^{i-2}$. Let S''' be the union of S'' with the set of points lying above v_l . Since $C_{l,r}$ contains i switches, by induction hypothesis, we can construct an UPSE of $C_{l,r}$ on S''' such that v_l is mapped on the $(a_l + 1)$ -th topmost point of S''' , which is the point p' . The only edge of the drawing of $C_{1,l}$ that interferes with the drawing of $C_{l,r}$ is (v_{l-1}, v_l) ; however, the drawing of $C_{l,r}$ (except for the edges incident to v_l) lies on one side of the edge (v_{l-1}, v_l) . See to Figure 3(b) for an illustration. \square

5 NP-Completeness for Trees

In this section, we consider the following problem: Given a directed tree T with n vertices, a vertex v of T , a set S of n points in the plane, and a point p in S , does T have an UPSE on S which maps v to p ? Our goal is to show the following.

Theorem 4. *UPSE of a directed tree with one fixed vertex is NP-complete.*

The 3-Partition problem is a strongly NP-complete problem by Garey and Johnson [9, 10], which is formulated as follows: For a given multiset of $3m$ integers $\{a_1, \dots, a_{3m}\}$, does there exist a partition into m triples $(a_{11}, a_{21}, a_{31}), \dots, (a_{1m}, a_{2m}, a_{3m})$, so that for each $j \in [m]$, $\sum_{i=1}^3 a_{ij} = b$, where $b = (\sum_{i=1}^{3m} a_i)/m$. In this section, we present a reduction from 3-Partition. Without loss of generality, we may assume, possibly multiplying each a_i by 3, that each a_i is divisible by 3.

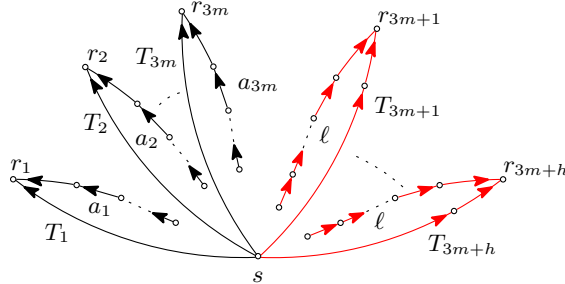


Figure 4: An illustration of the tree T in the proof of Theorem 4.

Given $3m$ integers $\{a_1, \dots, a_{3m}\}$, where each a_i is divisible by 3, we construct an instance of our problem as follows. Let ℓ and h be two large numbers such that $\ell > mb$ and $h = m + 1$. We construct a tree T with $n := mb + h\ell + 1$ vertices, and a point set S with n points. As illustrated in Figure 4, (the undirected version of) the tree T is a subdivision of a star, that is, T has a single vertex s of degree

greater than two. Specifically, the degree of vertex s is $3m + h$, i.e., $3m + h$ paths meet in their initial vertex s ; we call each such path a *branch* of T . Let T_1, \dots, T_{3m+h} denote the branches, respectively. For $i \in \{1, \dots, 3m\}$, the branch T_i is a path with a_i edges and called *small*; for $i \in \{3m + 1, \dots, 3m + h\}$, the branch T_i is a path with ℓ edges and called *large*. Note that a_i and ℓ may also be interpreted as the number of vertices of a branch that are different from s .

For each branch T_i , we define its *root* r_i as follows. For a small branch T_i , r_i is the first vertex on T_i that is different from s ; for a large branch, r_i is the second vertex different from s . For every branch, all edges are oriented so that its root is the unique sink of the branch. Thus the sinks of T are exactly the $3m + h$ roots of the branches, and the sources of T are s and the $3m + h$ leaves of T .

The point set S is depicted in Figure 5 and constructed as follows. The lowest point of S is $p = (0, 0)$. Let E be an ellipse with center at p , (horizontal) semi-major axis 5 and (vertical) semi-minor axis 3. Let C be a convex x - and y - monotone curve above E and also above the point $(-3, 3)$, represented by the filled square mark in Figure 5. Consider the cone defined by the upward rays from p with slopes $-1, -2$, and subdivide this cone into $2m + 1$ equal sectors by $2m$ upward rays from p . Let s_0, \dots, s_{2m} denote the obtained sectors ordered counter-clockwise. For each odd $i = 2k + 1$ with $0 < i \leq 2m$, consider the intersection between the sector s_i and the ellipse E (the orange arcs in Figure 5) and let B_k be the set of b equally spaced points on this intersection.

For each even $i = 2k$ with $0 \leq k \leq m$, consider the intersection c_k between sector s_i and curve C (the green arcs in Figure 5). Let the point set L_k be constructed as follows. Place the first point q'_k of L_k in the sector s_i slightly to the right of (and thus slightly below, to stay inside the sector) the topmost point of the arc c_k . Let, for $k > 0$, x_k be the point of intersection between c_k and the line through q'_k and the topmost point of the set B_k . For $k = 0$ let x_k be the highest point of c_k . Place the second point q_k of L_k on c_k slightly below x_k , but still above q'_k , see also Figure 5. Place $\ell - 2$ points equally spaced on c_k below q_k . This concludes our description of T and S . In the remaining, the point sets B_k are called *small sets*, and the point sets L_k are called *large sets*.

To prove Theorem 4, we show that $\{a_1, \dots, a_{3m}\}$ admits a 3-partition if and only if T admits an UPSE Γ on S where $\Gamma(s) = p$. In particular, our proof is based on the fact that if such an UPSE exists, then it nearly fulfills the special property of being a *consistent embedding* of T on S (Lemma 2). An embedding Γ is *consistent* if $\Gamma(s) = p$ and each large branch of T is mapped to exactly one large point set; for a schematic illustration consider Figure 6.

By construction of S , if the large branches are mapped to the large point sets, then the small branches of T must be subdivided into m groups each with a total of b vertices. Each such group then corresponds to a triple (a_{1i}, a_{2i}, a_{3i}) of the partition of (a_1, \dots, a_{3m}) that sums up to b . Conversely, a 3-partition directly yields a consistent embedding. This proves the following fact:

Observation 2. T has a consistent embedding on S if and only if $\{a_1, \dots, a_{3m}\}$ has a 3-partition.

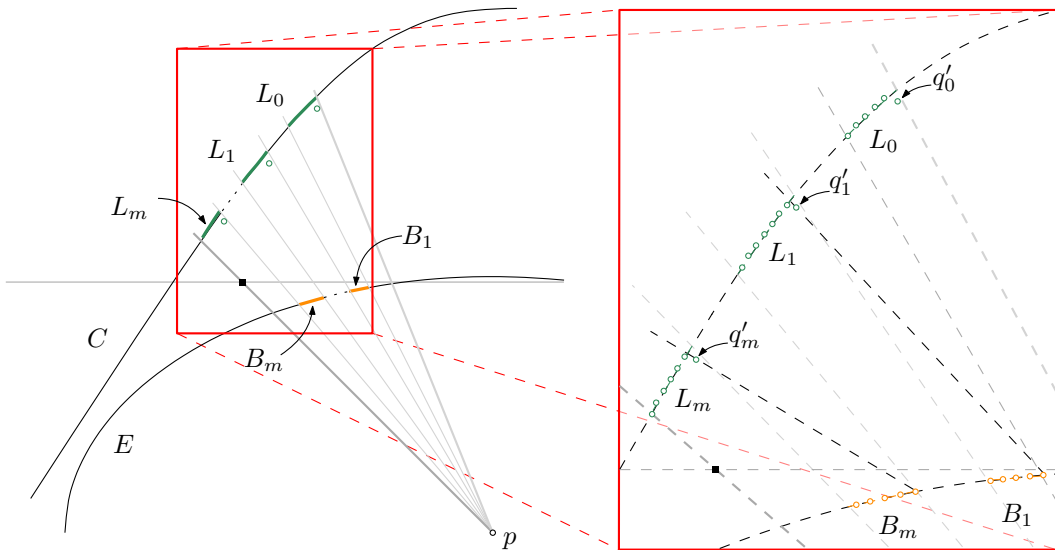


Figure 5: An illustration of the point set S in the proof of Theorem 4 and a zoomed portion of S .

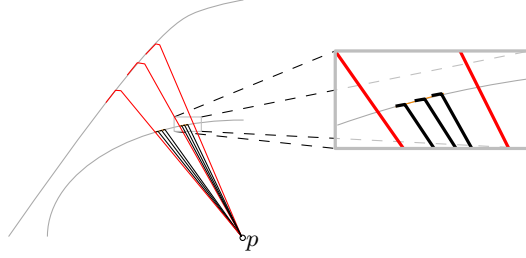


Figure 6: A schematic illustration of a consistent embedding of T on S .

Now we prove the main lemma of this section in order to conclude Theorem 4.

Lemma 2. *If T admits an UPSE Γ on S mapping s to p ($\Gamma(s) = p$), then T also admits a consistent UPSE on S mapping s to p .*

Proof. To show that T admits a consistent embedding, we work our way from right to left. Let Γ_i denote the partial embedding of T induced by restricting Γ to the points in $S_i := \cup_{k \leq i} (L_k \cup B_k)$ for every i . We say Γ_i is consistent if large branches are mapped to large sets of S_i and small branches are mapped to small sets of S_i . In particular, we prove the following: If there is an embedding Γ with $\Gamma(s) = p$ whose partial embedding Γ_i is consistent, then there is an embedding Γ' with $\Gamma'(s) = p$ whose partial embedding Γ'_{i+1} is consistent.

For unifying notation, we define $B_0, B_{-1}, L_{-1} := \emptyset$. Suppose there is an embedding Γ such that Γ_i is consistent. Suppose that the partial embedding Γ_{i+1} of Γ is not consistent (otherwise let Γ' be Γ). Since q_{i+1} is the highest point of $S \setminus S_i$, $\Gamma(r_j) = q_{i+1}$ for some branch T_j . We distinguish two cases depending on whether T_j is a small or large branch. If T_j is a small branch, then B_{i+1} and q'_{i+1} is to the right of segment pq_{i+1} . Depending on whether T_j continues left or right, a set of small branches is mapped on $B_{i+1} \cup \{q'_{i+1}\}$ or $B_{i+1} \cup \{q_{i+1}, q'_{i+1}\}$, respectively. (In the latter case, T_j is one of the small branches mapped on $B_{i+1} \cup \{q_{i+1}, q'_{i+1}\}$.) However, the cardinality of these sets is not divisible by three; a contradiction. Therefore T_j is a large branch.

Then there exists a point $y \neq q'_{i+1}$ such that the segments py and yq_{i+1} represent the first two edges of T_j . If y belongs to a large set, then yq_{i+1} separates all points between y and q_{i+1} on C from p . Therefore, there are only three different options for the placement of y on a large set: q_{i+2} , q'_{i+2} or the left neighbour of q_{i+1} in L_{i+1} . If y is q_{i+2} or q'_{i+2} , then a number of small branches are mapped to $B_{i+1} \cup \{q'_{i+2}, q'_{i+1}\}$ or to $B_{i+1} \cup \{q'_{i+1}\}$, respectively. However, the cardinality of these sets is not divisible by three, a contradiction. In the case that y is the left neighbour of q_{i+1} in L_{i+1} , branch T_j must continue to the right of q_{i+1} . However, this would imply that T_j contains at most $b + 3$ points, a contradiction to $\ell > b + 3$. Therefore, y belongs to a small set B_j with $j > i + 1$. Moreover, y belongs to B_{i+2} , otherwise q'_{i+2} had to be the root of a large branch which would lead to a contradiction. Let A be the set of all points of B_{i+2} to the right of y . The set $A \cup \{q'_{i+1}\}$ is separated from the rest of the points of $S \setminus (S_i \cup \Gamma(T_j) \cup B_{i+1})$ by the segments py and yq_{i+1} . Since there are less than ℓ points in $A \cup \{q'_{i+1}\} \cup B_{i+1}$, several small branches of T are mapped to $A \cup \{q'_{i+1}\} \cup B_{i+1}$. In addition, since $|B_{i+1} \cup \{q'_{i+1}\}|$ is not divisible by three, for the small branch that maps its root to q'_{i+1} , the rest of this branch is mapped to the left of pq'_{i+1} . To construct a sought embedding Γ' we modify Γ as follows. Consider the point y' in B_{i+2} (y' lies to the right of y) such that the segment $y'q'_{i+1}$ is in the partial embedding of Γ_{i+1} . First, we map to q'_{i+1} the vertex of T_j previously mapped to y (i.e., $\Gamma^{-1}(y)$). Let $A' \subset A$ be all the points to the left of y' in A . For each vertex mapped to a point z in $A' \cup \{y'\}$, we map such vertex to the left neighbour of z in $A' \cup \{y'\}$. Finally, the vertex that was mapped to q'_{i+1} is now mapped to y' . See Fig. 7.

The obtained embedding Γ' is such that Γ'_{i+1} is consistent. Indeed, in Γ' the branch T_j is embedded entirely on L_{i+1} ; otherwise some point of L_{i+1} would be separated from p . And since $|B_{i+1}| = b < \ell$, a set of small branches is embedded on B_{i+1} . Together with the obvious fact that in any UPSE Γ of T on S , Γ_{-1} is consistent, the above observation implies the claim of the lemma. \square

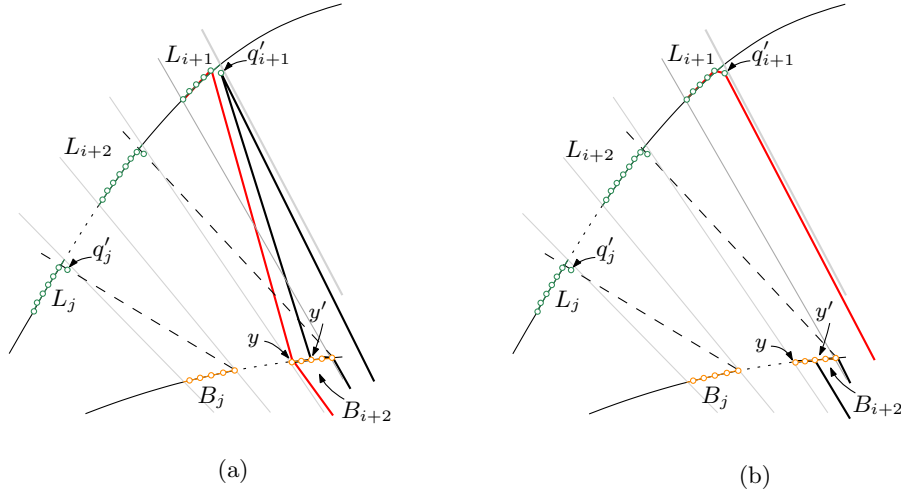


Figure 7: (a) A partial embedding Γ_{i+1} of Γ that is not consistent, while Γ_i is. (b) A modification Γ' of Γ such that Γ'_{i+1} is consistent.

6 Conclusion and Open Problems

In this paper, we continued the study of UPSE of directed graphs, specifically of paths, caterpillars, and trees. On the positive side, we showed that a certain family of n -vertex oriented paths admits an UPSE on any general n -point set and that any caterpillar can be embedded on a general point set if the set is large enough. Moreover, we provided the exact number of UPSEs for every path on a one-sided convex set. On the negative side, we proved that the problem of deciding whether a directed graph on n vertices admits an UPSE on a given set of n points remains NP-complete even for trees when one vertex lies on a pre-defined point. We conclude with a list of interesting open problems:

1. Given any oriented path P and any general point set S with $|P| = |S|$, does there exist an UPSE of P on S ?
2. If the answer to the previous question turns out to be negative, what is the smallest constant c such that a set of c paths on a total of n vertices, has an UPSE on every general point set on n points? This problem could also be an interesting stepping stone towards a positive answer of the previous question.
3. Given a directed tree T on n vertices and a set S of n points, is it NP-hard to decide whether T has an UPSE on S ?
4. Can the provided upper bound on the size of general point sets that host every caterpillar be improved to polynomial in the number of vertices, following the result in [13]? If yes, can this be extended to general directed trees?

References

- [1] P. Angelini, F. Frati, M. Geyer, M. Kaufmann, T. Mchedlidze, and A. Symvonis. Upward geometric graph embeddings into point sets. In *International Symposium on Graph Drawing (GD)*, volume 6502 of *LNCS*, pages 25–37. Springer, 2010.
- [2] C. Binucci, E. D. Giacomo, W. Didimo, A. Estrella-Balderrama, F. Frati, S. G. Kobourov, and G. Liotta. Upward straight-line embeddings of directed graphs into point sets. *Computational Geometry*, 43:219–232, 2010.
- [3] P. Bose. On embedding an outer-planar graph in a point set. *Computational Geometry*, 23(3):303–312, 2002.
- [4] P. Bose, M. McAllister, and J. Snoeyink. Optimal algorithms to embed trees in a point set. *Journal of Graph Algorithms and Applications*, 1(2):1–15, 1997.

- [5] S. Cabello. Planar embeddability of the vertices of a graph using a fixed point set is NP-hard. *Journal of Graph Algorithms and Applications*, 10(2):353–363, 2006.
- [6] O. Cagirici, L. Casuso, C. Medina, T. Patiño, M. Raggi, E. Roldán-Pensado, G. Salazar, and J. Urrutia. On upward straight-line embeddings of oriented paths. In *Abs. of the XVII Spanish Meeting on Comput. Geom.*, pages 49–52, 2017.
- [7] G. Di Battista, P. Eades, R. Tamassia, and I. G. Tollis. *Graph drawing: Algorithms for the visualization of graphs*. Prentice Hall, 1999.
- [8] G. Di Battista and R. Tamassia. Algorithms for plane representations of acyclic digraphs. *Theoretical Computer Science*, 61(2-3):175–198, 1988.
- [9] M. R. Garey and D. S. Johnson. Complexity results for multiprocessor scheduling under resource constraints. *SIAM Journal on Computing*, 4(4):397–411, 1975.
- [10] M. R. Garey and D. S. Johnson. *Computers and intractability: A guide to the theory of NP-completeness*. W. H. Freeman & Co., 1979.
- [11] F. István. On straight-line representation of planar graphs. *Acta scientiarum mathematicarum*, 11(229-233):2, 1948.
- [12] M. Kaufmann, T. Mchedlidze, and A. Symvonis. On upward point set embeddability. *Computational Geometry*, 46(6):774–804, 2013.
- [13] T. Mchedlidze. Reprint of: Upward planar embedding of an n -vertex oriented path on $O(n^2)$ points. *Computational Geometry*, 47(3):493–498, 2014.
- [14] J. Pach, P. Gritzmann, B. Mohar, and R. Pollack. Embedding a planar triangulation with vertices at specified points. *Am. Math. Mon.*, 98:165–166, 1991.
- [15] S. K. Stein. Convex maps. *Proc. of the AMS*, 2(3):464–466, 1951.
- [16] K. Wagner. Bemerkungen zum Vierfarbenproblem. *Jahresbericht der Deutschen Mathematiker-Vereinigung*, 46:26–32, 1936.