

Effects of hadronic repulsive interactions on the fluctuations of conserved charges

Somenath Pal,^{1,*} Guruprasad Kadam,^{2,†}
Hiranmaya Mishra,^{3,‡} and Abhijit Bhattacharyya^{1,§}

¹*Department of Physics, University of Calcutta,
92, A.P.C. Road, Kolkata-700009, India*

²*Department of Physics, Shivaji University, Kolhapur, Maharashtra-416004, India*

³*Theory Division, Physical Research Laboratory,
Navarangpura, Ahmedabad - 380 009, India*

(Dated: October 22, 2020)

We investigate the effect of repulsive interaction between hadrons on the fluctuations of the conserved charges. We calculate the baryon, the electric charge and the strangeness susceptibilities within the ambit of hadron resonance gas model extended to include the short range repulsive interactions. The repulsive interactions are included through a mean-field approach where the single particle energy gets modified due to mean field interactions between hadrons proportional to the number density of hadrons. We assume different mean-field interactions for mesons and baryons. It is shown that the repulsive interactions play a very crucial role to describe hadronic matter near transition temperature. We also show that in order to consistently describe higher order conserved charge fluctuations mesonic repulsive interactions cannot be neglected. Further, we demonstrate that the repulsive interaction of baryons are essential to describe the lattice simulation results at finite baryon chemical potential for higher order fluctuations.

PACS numbers: 12.38.Mh, 12.39.-x, 11.30.Rd, 11.30.Er

I. INTRODUCTION

Studies of strongly interacting matter at high temperatures and/or densities have been a vibrant area of research for several decades. At such high temperatures and/or densities the effective degrees of freedom of the strongly interacting matter are colored quarks and gluons whereas at low temperatures and/or densities these are colorless hadrons. There are several ongoing and up-coming experiments with ultra-relativistic heavy ion collision which are recreating such phases of strongly interact-

ing matter. The experimental programs, Large Hadron Collider (LHC) at Geneva and Relativistic Heavy Ion Collider (RHIC) at Brookhaven, have already provided a plethora of data. The upcoming facilities like Facility for Antiproton and Ion Research (FAIR) and Nuclotron-based Ion Collider facility (NICA) are expected to shed more light in this area of research.

One of the main objectives of these explorations is to understand the phase diagram of strongly interacting matter. At high temperature and at vanishing or small values of baryon chemical potential, the transition between the hadronic matter and the quark-gluon matter is established to be a crossover [1, 2]. On the other hand, at low temperature and high baryon densities it is generally expected that such a transition is

* somenathpal1@gmail.com

† guruprasadkadam18@gmail.com

‡ hm@prl.res.in

§ abhattacharyyacu@gmail.com

possibly a first order phase transition [3–8]. Therefore, in the phase diagram of strong interaction in the temperature and baryon chemical potential plane, one expects a first order line ending in a critical point [9–12]. The search for this elusive critical end point (CEP) of strong interaction has become an extremely active field of research since last few years although its existence as a fundamental property of strong interaction still remains to be confirmed experimentally. The CEP is typically characterised by large fluctuations of the static thermodynamic quantities due to large correlation length. One of the crucial realisation in this context has been the fact that the measurement of the moments of the conserved quantities viz., baryon number, charge and strangeness, can be accessible in heavy-ion collisions experiments and can be linked to susceptibilities that can be computed in QCD based calculations. In order to confirm, whether the thermalised system, produced in heavy-ion collisions, has passed through the quark-hadron phase transition, it is necessary to make theoretical calculations of the fluctuations of conserved charges from both sides of the phase transition line.

Though quantum chromodynamics (QCD) is the theory of strong interactions, the traditional perturbative methods of field theory cannot be applied in the case of temperature/density of interest. Lattice QCD (LQCD) has been the principle tool to understand the equilibrium phase structure of strongly interacting matter and the fluctuations of conserved charges have been extensively studied [1, 13–27]. Despite its success at zero baryon density, LQCD calculations have limited applicability at finite baryon density. Hence in the finite density region of QCD phase diagram one needs to take resort to effective models of QCD which preserve some essential properties of QCD at a given energy scale. For instance, Polyakov-Nambu-Jona-Lasinio (PNJL) model [28–43], Hadron Resonance

Gas (HRG) Model [44–54], Polyakov-Quark-Meson (PQM) model [55–58], Chiral Perturbation Theory [59], etc. have been rather successful in describing different parts of the finite density region of the phase diagram. These models have also been found to reproduce the lattice data at zero density quite successfully [37, 38].

Hadron resonance gas model is a low temperature statistical thermal model describing hadronic phase of QCD. This model is based on S-matrix formulation of statistical mechanics [60]. In the relativistic virial expansion of the partition function the interactions are manifested in the form of phase shifts in the two particle scattering. If such scattering occurs through exchange of a narrow resonance state then the interacting partition function just becomes a non-interacting partition function with the additional contribution from the exchanged resonance [61–63]. Indeed, it turns out that the non resonant terms cancel out in the estimation of certain thermodynamic quantities. Thus, in the HRG model the thermodynamic quantities of low temperature hadronic matter can be obtained from the partition function which contains all relevant degrees of freedom of the confined QCD phase and implicitly includes the (attractive) interactions that result in resonance formation.

Despite its success, it was soon realized that non-interacting HRG model is not sufficient to describe hadronic matter, particularly, near quark-hadron transition temperature, T_c . As temperature increases gas density increases and at high temperature the assumption of dilute gas approximation, a principal assumption of HRG model, need not be valid. The hadronic repulsive interaction becomes increasingly important as one approaches the critical temperature. The validity of HRG model can only be checked by confronting its equation of state (EoS) with LQCD simulations. Various studies have confronted ideal HRG EoS with lattice results and found reasonable agreement all

the way upto T_c except for interaction measure [64]. Later studies found good agreement with the lattice data for trace anomaly as well when continuous Hagedorn states are included in HRG model [65, 66]. However, recent studies have shown that commonly performed comparisons of ideal HRG model with LQCD simulations and heavy-ion data may lead to misconceptions which might further render wrong conclusions and it is necessary to take into account short range repulsive interactions among the hadrons as they play a crucial role in the thermodynamics of hadron gas [67].

In the present investigation, we would like to estimate conserved charge fluctuations within the ambit of an interacting HRG model that includes the repulsive interactions. Equilibrium fluctuations, of conserved charges, has been studied using the ideal HRG model [68–71] (See Ref. [72] for a review). This analysis showed that the lower order cumulants are reasonably well reproduced but higher order cumulants show significant deviation. One possible way to include such repulsive interaction is through the van der Waals excluded volume approach as in Ref.s [73, 74]. Another approach has been to include repulsive interaction through a repulsive density dependent mean field [75–78]. Such a mean field HRG (MFHRG) model has been used to compute fluctuations in the net baryon number and the strangeness-baryon correlation at vanishing chemical potentials [77]. This was also considered for hadron thermodynamics and transport properties [78] of hadronic matter.

Specifically, we wish to estimate in the present work, the second and the fourth order fluctuations for baryon number (B), electric charge (Q) and strangeness (S) quantum numbers using mean-field HRG model (MFHRG). We also estimate the ratios as well as the differences of second and fourth order fluctuations. While the ratios of fluctuations are important so as to remove the effect of system volume, differences of fluctuations

remove the effect of mass spectrum included in HRG model and one can distill the effect of only repulsive interactions on the fluctuations. It may further be noted that differences of susceptibilities are also indicators of deconfinement phase transition [79]. We estimate these susceptibilities both at vanishing as well as finite baryon densities.

We organize the paper as follows. In Sec. II we discuss the thermodynamics of relativistic mean-field hadron resonance gas model and define the susceptibilities. Results of cumulants are discussed in Sec. III. Finally, In Sec. IV we summarize our findings and present our conclusions.

II. HADRON RESONANCE GAS MODEL WITH A REPULSIVE MEAN FIELD INTERACTION

Thermodynamic properties of ideal hadron resonance gas model can be derived from the grand canonical partition function given by

$$\ln \mathcal{Z}(T, \mu_B, \mu_Q, \mu_S, V) = \sum_{\text{mesons}} \ln \mathcal{Z}(T, \mu_Q, \mu_S, V) + \sum_{\text{baryons}} \ln \mathcal{Z}(T, \mu_B, \mu_Q, \mu_S, V) \quad (1)$$

where μ_B, μ_Q and μ_S are the chemical potentials corresponding to baryon number, electric charge and strangeness respectively. The pressure can be obtained from the partition function as

$$P(T, \mu_B, \mu_Q, \mu_S, V) = \lim_{V \rightarrow \infty} \frac{T}{V} \ln \mathcal{Z}(T, \mu_B, \mu_Q, \mu_S, V) \quad (2)$$

Partition function of i^{th} hadronic species is

$$\ln \mathcal{Z}(T, V, \mu_a) = \pm V \int d\Gamma_a \ln [1 \pm e^{-\frac{E_a - c_i \mu_i}{T}}] \quad (3)$$

where, for the i -th species of hadrons, $c_i \equiv (B_i, Q_i, S_i)$ corresponds to the respective conserved charges and $\mu_i \equiv (\mu_B, \mu_Q, \mu_S)$ is the corresponding chemical potential. Also,

$d\Gamma_a \equiv \frac{g_a d^3p}{(2\pi)^3}$ with g_a being the spin degeneracy factor and $E_a = \sqrt{p^2 + m_a^2}$ is the relativistic single particle energy with mass m_a . Upper (lower) sign corresponds to fermions (bosons).

Ideal HRG model can be extended by including short range repulsive interactions between hadrons. These repulsive interactions can be treated in mean field approach where the single particle energies ϵ_a get shifted by the mean field repulsive interaction as [75, 76]

$$\epsilon_a = \sqrt{p^2 + m_a^2} + U(n) = E_a + U(n) \quad (4)$$

where n is the total hadron number density. The potential energy U represents repulsive interaction between hadrons and it is taken to be function of total hadron density n . For an arbitrary inter-hadron potential $V(\mathbf{r})$, the potential energy U is given by

$$U(n) = Kn \quad (5)$$

where K is a phenomenological parameter given by the spatial integration of the inter hadron potential $V(\mathbf{r})$.

In the present investigation, we assume different repulsive interaction parameter for baryons and mesons. We denote the mean field parameter for baryons (B) and anti-baryons (\bar{B}) by K_B , while for mesons we denote it by K_M . Thus, for baryons (anti-baryons)

$$U(n_{B\{\bar{B}\}}) = K_B n_{B\{\bar{B}\}} \quad (6)$$

and for mesons

$$U(n_M) = K_M n_M \quad (7)$$

The total hadron number density is

$$n(T, \mu) = \sum_a n_a = n_B + n_{\bar{B}} + n_M \quad (8)$$

where n_a is the number density of a^{th} hadronic species. Also, n_B , $n_{\bar{B}}$ and n_M are

total baryon, anti-baryon and meson number densities respectively. For baryons,

$$n_B = \sum_{a \in B} \int d\Gamma_a \frac{1}{e^{\frac{(E_a - \mu_{\text{eff},B})}{T}} + 1} \quad (9)$$

where $\mu_{\text{eff},B} = c_i \mu_i - K_B n_B$ and $c_i = (B_i, Q_i, S_i)$, $\mu_i = (\mu_B, \mu_Q, \mu_S)$. The sum is over all the baryons. Similarly, the number density of antibaryons is

$$n_{\bar{B}} = \sum_{a \in \bar{B}} \int d\Gamma_a \frac{1}{e^{\frac{(E_a - \mu_{\text{eff},\bar{B}})}{T}} + 1} \quad (10)$$

where $\mu_{\text{eff},\bar{B}} = \bar{c}_i \mu_i - K_B n_{\bar{B}}$. Note that repulsive mean-field parameter is same for baryons as well as anti-baryons. For mesons,

$$n_M = \sum_{a \in M} \int d\Gamma_a \frac{1}{e^{\frac{(E_a - \mu_{\text{eff},M})}{T}} - 1} \quad (11)$$

where $\mu_{\text{eff},M} = c_i \mu_i - K_M n_M$ and the sum is over all the mesons.

Eqs. (9)-(11) are actually self consistent equations for number densities which can be solved numerically. The expressions for the pressures of baryons and mesons are then given respectively as

$$P_{B\{\bar{B}\}}(T, \mu) = T \sum_{a \in B\{\bar{B}\}} \int d\Gamma_a \ln \left[1 + e^{-\left(\frac{E_a - \mu_{\text{eff}\{B\{\bar{B}\}}}}{T}\right)} \right] - \phi_{B\{\bar{B}\}}(n_{B\{\bar{B}\}}) \quad (12)$$

$$P_M(T, \mu) = -T \sum_{a \in M} \int d\Gamma_a \ln \left[1 - e^{\frac{(E_a - \mu_{\text{eff},M})}{T}} \right] - \phi_M(n_M) \quad (13)$$

where,

$$\phi_B(n_{B\{\bar{B}\}}) = -\frac{1}{2} K_B n_{B\{\bar{B}\}}^2 \quad (14)$$

and

$$\phi_M(n_M) = -\frac{1}{2} K_M n_M^2 \quad (15)$$

Thermodynamic quantities can be readily calculated by taking appropriate derivative of the partition function or equivalently of the pressure.

The n th-order susceptibility is defined as

$$\chi_i^n = T^n \frac{\partial^n (P(T, \mu_i)/T^4)}{\partial (\frac{\mu_i}{T})^n} \quad (16)$$

where μ_i is the chemical potential for conserved charge c_i . In this work we will take i to be baryon number (B), electric charge (Q) and strangeness (S). The $n = 1, 2, 3, 4$ susceptibilities are related to the mean, variance, skewness and kurtosis of the distribution of the conserved charges.

Before proceeding further, let us discuss some approximate expressions for the pressure and the number densities and hence on the susceptibilities which is useful to analyse the behaviour of susceptibilities with temperature and/or chemical potentials. One can expand the logarithm in the expression for (non-interacting HRG) pressure in powers of fugacity so that the baryonic pressure in Eq.(12) can be written as, (with $\beta = T^{-1}$)

$$\begin{aligned} \frac{P_{B\{\bar{B}\}}}{T^4} &= \sum_{a \in B\{\bar{B}\}} \frac{g_a}{2\pi^2} (\beta m)^2 \sum_{l=1}^{\infty} (-1)^{l+1} l^{-2} \\ &\times K_2(\beta l m_a) z^l \\ &+ \frac{K_B T^2}{2} \left(\frac{n_{B\{\bar{B}\}}}{T^3} \right)^2 \end{aligned} \quad (17)$$

In the above, we have defined the fugacity as $z = \exp(\beta \mu_{eff})$ and K_2 is the Bessel function. It can be easily shown that as long as $\beta(m_a - \mu_{eff}) \gtrsim 1$, the contribution to the pressure $P_{B\{\bar{B}\}}^{id}$ can be approximated by the leading term i.e. $l = 1$ in the summation which, in fact, corresponds to Boltzmann approximation. In this limit, the pressure from the baryons become

$$\begin{aligned} \frac{P_{B\{\bar{B}\}}}{T^4} &= \sum_{a \in B} \frac{g_a}{2\pi^2} (\beta m_a)^2 K_2(\beta m_a) \\ &\times \exp(\beta \mu_{eff}^a) + \frac{K_B T^2}{2} \left(\frac{n_{B\{\bar{B}\}}}{T^3} \right)^2 \end{aligned} \quad (18)$$

In a similar approximation, the number density for baryons can be written as

$$\frac{n_B}{T^3} = \sum_{a \in B} \frac{g_a}{2\pi^2} (\beta m)^2 K_2(\beta m_a) e^{\beta \mu_{eff}^a} \quad (19)$$

Thus, the interacting gas pressure in the Boltzmann approximation can be written as

$$P_{B\{\bar{B}\}} = T n_{B\{\bar{B}\}} + \frac{K_B}{2} n_{B\{\bar{B}\}}^2 \quad (20)$$

One can further approximate for the number densities given in Eq.(19) by noting that, for temperatures below the QCD transition temperatures such that n_B ($n_{\bar{B}}$) are small, one can expand the exponential $\exp(\mu_{eff}) \simeq \exp(c_i \mu_i) (1 - \beta K_B n_B)$. This leads to $n_B = n_B^{id}/(1 + n_B^{id})$. Here n_B^{id} is the number density without any repulsive interaction (Eq.(21)) i.e.

$$\frac{n_B^{id}}{T^3} = \sum_{a \in B} \frac{g_a}{2\pi^2} (\beta m)^2 K_2(\beta m_a) \exp(\beta c_a^i \mu_i) \quad (21)$$

The pressure due to baryons can then be approximated as

$$P_B = T n_B^{id} - \frac{K_B}{2} (n_B^{id})^2 \quad (22)$$

A similar expression can be obtained for anti-baryon pressure. As may be noted, the effect of the density dependent repulsive interaction essentially lies in reducing the pressure at finite densities.

The total pressure from baryons and anti-baryons can then be written as

$$\begin{aligned} \frac{P_B + P_{\bar{B}}}{T^4} &\simeq \sum_{a \in B} F_a(\beta m_a) \cosh(\beta c_a^i \mu_i) \\ &- \frac{K_B}{2} \sum_a G_a(\beta m_a, \beta \mu_Q, \beta \mu_S) e^{2\beta \mu_B} \\ &- \frac{K_B}{2} \sum_a G_a(\beta m_a, -\beta \mu_Q, -\beta \mu_S) e^{-2\beta \mu_B} \end{aligned} \quad (23)$$

Here we have defined the chemical potential independent function $F_a(\beta m_a)$ as

$$F_a(\beta m_a) = \frac{g_a}{\pi^2} (\beta m_a)^2 K_2(\beta m_a) \quad (24)$$

and, the baryon chemical potential independent function

$$\begin{aligned} G_a(\beta m_a, \beta \mu_Q, \beta \mu_S) &= \frac{g_a}{2\pi^2} (\beta m_a)^2 K_2(\beta m_a) \\ &\times \exp(Q_a \beta \mu_Q + S_a \beta \mu_S) \end{aligned} \quad (25)$$

In a similar manner, for the mesons, in the Boltzmann approximation, and with $\beta K_m n_m \leq 1$, we have

$$\frac{P_M}{T^4} \simeq \sum_{a \in M} \frac{n_a^{id}}{T^3} - \frac{1}{2} (K_M T^2) \left(\frac{n_a^{id}}{T^3} \right)^2 \quad (26)$$

with

$$n_a^{id} = \frac{g_a}{2\pi^2} K_2(\beta m_a) \exp(\beta \mu_a) \quad (27)$$

The total pressure $P = P_B + P_{\bar{B}} + P_M$ is thus given approximately by the sum of Eqs.(23) and (26). These approximate expressions for pressure have interesting consequences. Firstly, in the context of baryonic susceptibilities, the odd order susceptibilities will be small for small chemical potential and will vanish for zero baryonic chemical potential. Further, for the even order baryonic susceptibilities, e.g. χ_B^4 and χ_B^2 will be identical but for the repulsive interaction term. Indeed, the difference between these is given approximately as

$$\chi_B^2 - \chi_B^4 \simeq \frac{K_B}{2\pi^2} (1 - (2\beta\mu_B)^2 \chi_B^2(\beta\mu_B)) \quad (28)$$

Thus, while the difference between the higher(even) order and lower(even) order baryonic susceptibilities will vanish for ideal HRG, it will not vanish when there is mean field repulsive terms. In the following we shall discuss the results where we take the actual Fermi-Dirac or Bose-Einstein statistics for the hadrons and solve for the self consistent equations for the number densities for the estimation of susceptibilities. However, as we shall observe, the above assertions made with the approximate expressions for the pressure remain valid.

III. RESULTS AND DISCUSSION

In this section we are going to discuss the results of susceptibilities of different conserved quantities calculated from the

MFHRG model. We will compare our results with those obtained from LQCD; namely with Ref. [80] for vanishing chemical potential and with Ref. [81] for non-vanishing chemical potentials. Fluctuations of conserved charges like net baryon number, electric charge, strangeness are useful indicators of thermalisation and hadronization of matter produced in ultra relativistic heavy ion collision [37, 38, 82–88]. Large fluctuations in various thermodynamic quantities are important signatures of existence of Critical End Point (CEP) in the phase diagram. To estimate the different thermodynamic quantities, we have taken all the hadrons and resonances up to 3 GeV listed in particle data review [89]. The only parameters in our model are K_M and K_B as mentioned in the previous section. We choose three different representative values for meson mean field parameter, *viz.*, $K_M = 0, 0.1$ and $0.15 \text{ GeV}\cdot\text{fm}^3$, while we fix baryon mean-field parameter $K_B = 0.45 \text{ GeV}\cdot\text{fm}^3$ [77, 78].

In Fig.1 we plot the 2nd and 4th order baryon number susceptibilities. In the absence of any repulsion, the susceptibilities, calculated in the HRG model, increase monotonically with temperature. However, as the interaction, among the baryons, is switched on through K_B , the susceptibilities (especially χ_B^4) show non-monotonic behaviour. We note that HRG model reproduces the LQCD results up to a temperature of $T = 160 \text{ MeV}$ after which it deviates. On the other hand, MFHRG provides a very good qualitative and quantitative description. The broad bump in χ_B^4 (Fig.1(b)), as obtained in the lattice simulations, is very well reproduced in MFHRG model. The repulsive interaction reduces the baryonic susceptibility results for higher temperatures as may be expected from the approximate expressions for pressure in Eq.(23). This also explains that the reduction is more for the higher order susceptibility. Note that mesons do not contribute to χ_B and hence the results are independent of the value of K_m . Since all the baryons have

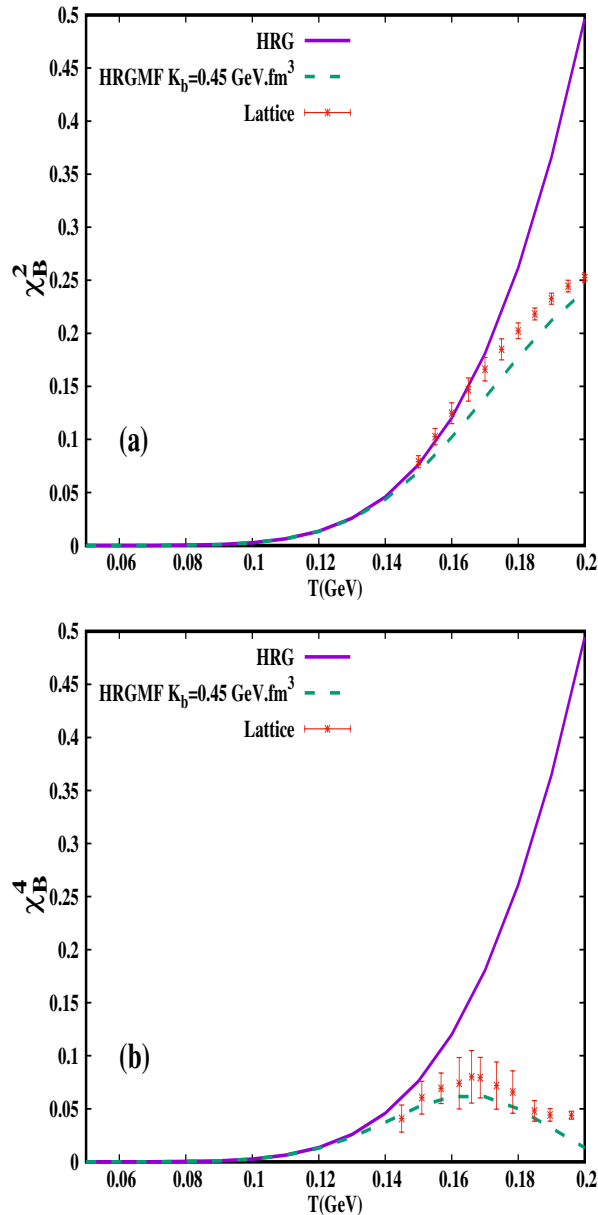


FIG. 1. (Color Online) Baryon number susceptibilities of different orders. This result is independent of K_m . The lattice data is taken from Ref. [80].

baryon number one, the numerical values of χ_B^2 and χ_B^4 are same for HRG. However, this is not true for the interacting (MFHRG) scenario. Agreement of MFHRG with LQCD emphasises the role of repulsive interaction in the thermodynamics of hadron gas especially at higher temperature. Recently similar studies have observed that if we switch-

off the repulsive interactions between mesons and include van-der Waals parameters characterising repulsive and attractive interaction between baryons, resulting model turns out to be in better agreement with the lattice data [67]. Thus, ideal HRG is insufficient to describe higher order susceptibilities and the agreement with the results from mean-field HRG, which takes into account repulsive interactions, indicate that these interactions cannot be neglected in the studies which are being carried out to probe quark-hadron phase transition as well as QCD critical point.

Fig.2 shows 2nd and 4th order electric charge susceptibilities. As in the case of baryon number susceptibilities, the electric charge susceptibilities increase monotonically with temperature for HRG. However, the numerical values of χ_Q^2 and χ_Q^4 are not same for HRG, which is unlike baryon number susceptibilities. We note that there is no qualitative and almost no quantitative difference between results obtained from HRG and MFHRG model when $K_M = 0$ except at high temperature. The reason is that the dominant contribution to χ_Q^n arises from charged mesons for which there is no repulsive interactions for $K_m = 0$. But when we switch on mean-field interactions for mesons, MFHRG model reproduces LQCD results for χ_Q^2 . Reasonable quantitative agreement is achieved for $K_M = 0.1 \text{ GeV}\cdot\text{fm}^3$. In case of χ_Q^4 , MFHRG overestimates the susceptibility for all the three choices of K_M . Nonetheless, qualitative agreement can be seen for higher values of K_M which also emphasises the important role of repulsive interactions among mesons.

In Fig.3 we have plotted 2nd and 4th order strangeness susceptibilities. We note that the lattice results of χ_S^2 is well described by ideal HRG model. The results of χ_S^4 is also reproduced by HRG model up to a temperature of 160 MeV. At higher temperatures, the lattice results are closer to the interacting scenario modelled by MFHRG model.

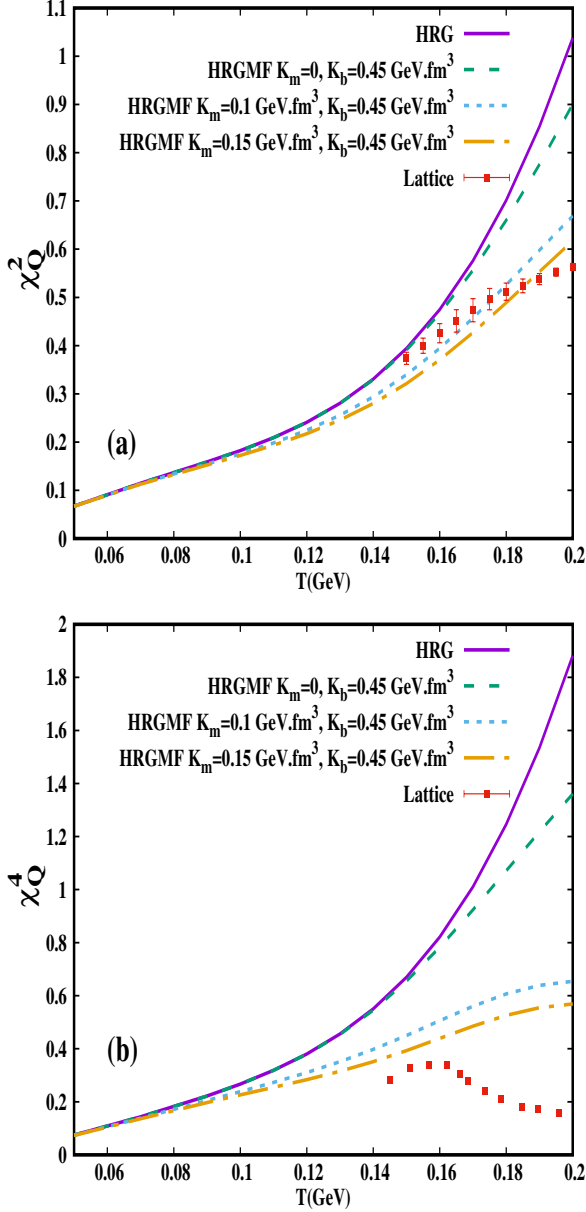


FIG. 2. (Color Online) Charge susceptibilities of different orders. The lattice data is taken from Ref. [80].

We note that the repulsive interactions are found to underestimate strangeness susceptibilities. Previous studies have also observed similar behaviour of strangeness susceptibilities as well as correlators involving strangeness [90]. This observation can be attributed to the unknown strange hadronic states not included into the hadronic mass spectrum. In fact, inclusion of these un-

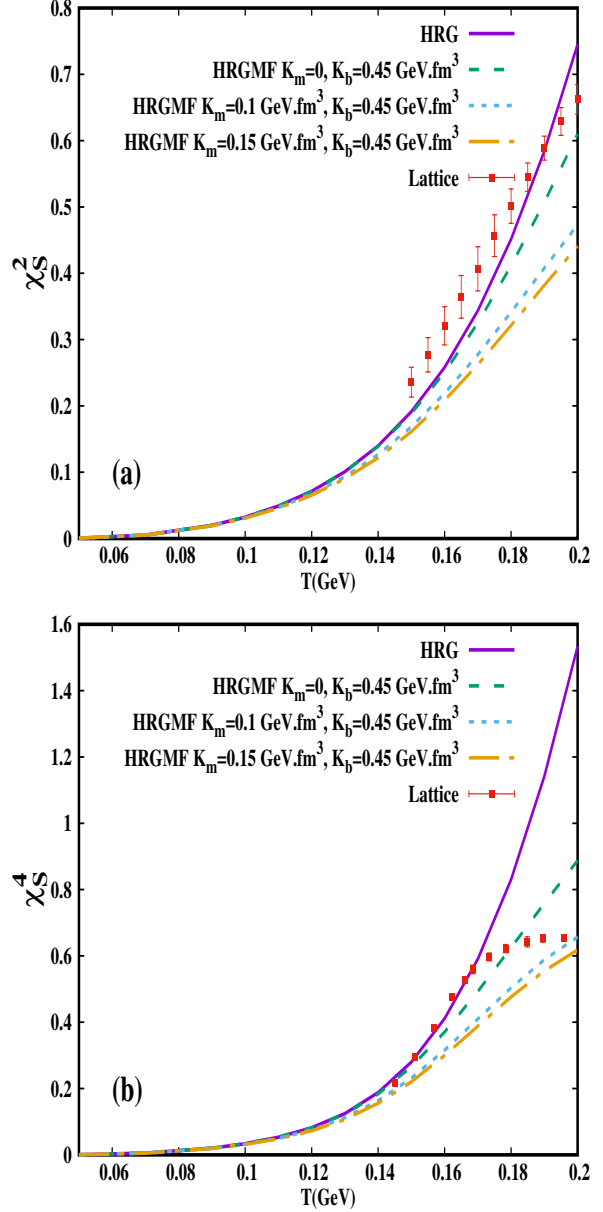


FIG. 3. (Color Online) Strangeness susceptibilities of different orders. The lattice data is taken from Ref. [80].

known states has been found to improve HRG model estimations [91].

Fig.4 shows ratios of 2nd and 4th order susceptibilities of baryon, charge and strangeness. These ratios are related to the moments of conserved charge fluctuations and hence they are important in the context of heavy-ion collision experiments. In the MFHRG model, as mentioned earlier, in

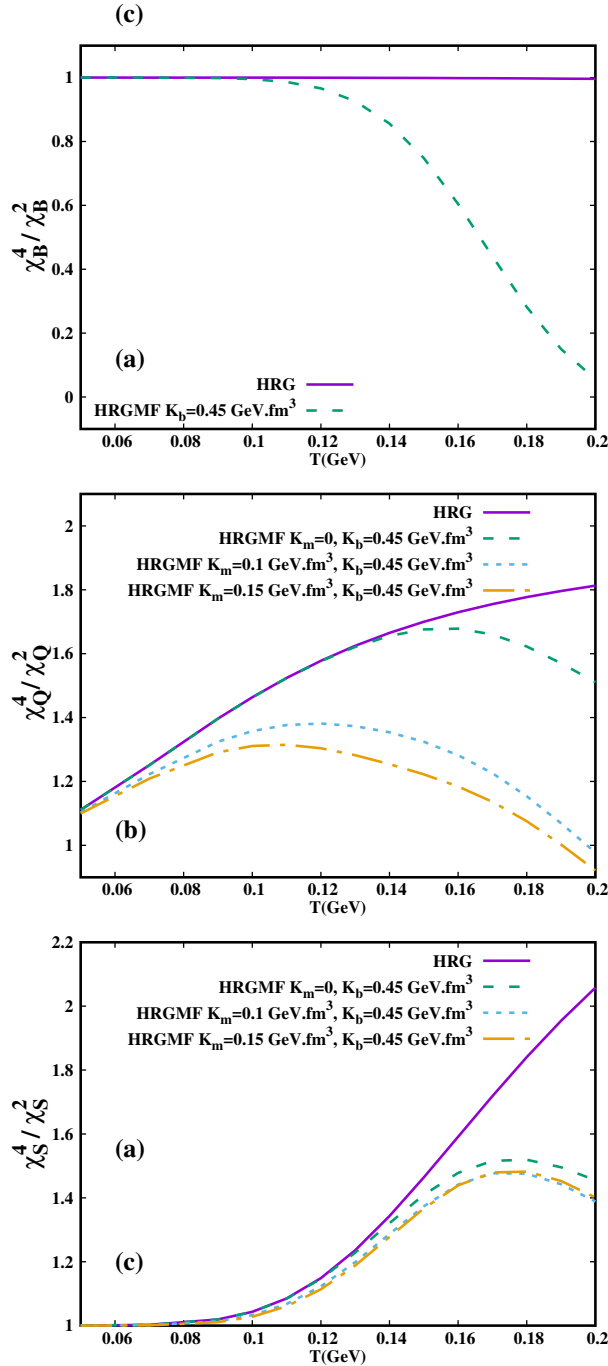


FIG. 4. (Color Online) Ratios of fourth order and second order susceptibilities.

the Boltzmann approximation, (and in the limit of $\beta U \ll 1$), the susceptibility χ_B^n can be approximated as

$$\chi_B^n = (\chi_B^{id})^n - 2^n \beta^4 K_B (n_B^{id})^2 \quad (29)$$

where $(\chi_B^{id})^n$ is the n^{th} order non-interacting

susceptibility. We note from the above equation that when repulsive interactions are switched off ($K_B = 0$) one gets $\frac{\chi_B^4}{\chi_B^2} = 1$. In HRG, and in the Boltzmann approximation, net-baryon kurtosis show expected Skellam behavior [67, 72]. The effect of repulsive interactions (2nd term in Eq.(29)) is to decrease this ratio. This is because the decrease of the susceptibility compared to ideal HRG due to the repulsive interaction increase with the order of the susceptibility. This behaviour is also consistent with the lattice QCD data obtained in Ref. [92]. It was shown in Ref. [92] that at low temperature the ratio has a value unity and it decreases with temperature to reach the free quark limit at high temperature. Thus our result, of MFHRG model, reproduces the lattice result. Deviation from the Skellam behaviour can be attributed to the repulsive interactions between baryons, and again, we cannot neglect its contribution in the conserved charge fluctuation studies.

For electric charge susceptibilities the mesons contribute dominantly and hence Boltzmann approximation will not be good approximation. Thus, simple expression similar to Eq.(29) cannot be obtained. Further, in the HRG model only baryons with baryon number $B = 1$ contribute to χ_B^n , while in case of χ_Q^n multiple charged hadrons contribute. In fact, these multiply charged hadrons get larger weight in higher order fluctuations where both meson as well as baryons contribute. Upshot of this is the characteristic deviation of $\frac{\chi_Q^4}{\chi_Q^2}$ seen in Fig.4(b). The effect of repulsive interactions is to suppress the number density at high temperature. This can be seen in Fig.4(b) as the ratio $\frac{\chi_Q^4}{\chi_Q^2}$ in MFHRG deviate from HRG model results.

The ratio of strangeness susceptibilities more or less gives a similar picture. Like the electric charge scenario, in the case of strangeness also the Boltzmann approximation is not valid. Furthermore, the particles with multiple strangeness contribute to

the scenario. For HRG, the ratio increases monotonically with temperature. Once we switch on the interaction the ratio is suppressed. Furthermore, the ratio becomes non-monotonic at high temperatures. The repulsive interaction seems to have a significant contribution in this quantity.

In case of ratios of susceptibilities it may not be easy to separate the effect of repulsive interactions from medium effects, like in-medium mass modification or the widening of spectral width. If we take the difference of susceptibilities the results are independent of mass spectrum included in the HRG model. Fig.5 shows differences of 2nd and 4th order susceptibilities. The difference, $\chi_B^2 - \chi_B^4$ is zero in HRG model. But if we include the repulsive interactions using mean-field approach then this difference increases with temperature. This behaviour is in agreement with LQCD results [93]. The lattice result shows that the difference increases with temperature as has been found in the MFHRG model. The charge and strangeness sectors show different behaviour as opposed to baryon sector in HRG model. The differences of susceptibilities decrease with increase in temperature. This observation can again be attributed to multiple charged hadrons which contribute more to higher order susceptibilities. The effect of repulsive interactions is to suppress the heavier charged hadrons density at high temperature. Hence we observe less steeper decrease in MFHRG as compared to HRG.

So far, we have shown the results for vanishing baryon chemical potential. Next, we discuss the case of non-vanishing values for the chemical potentials μ_B , μ_Q and μ_S . As shown in Ref. [81], in general, the susceptibilities at finite chemical potential can be expanded in powers of μ_i/T ($i = B, Q, S$) with coefficients being generalised susceptibilities that can be evaluated at vanishing chemical potentials. The constraints of fixed strangeness and electric charge to baryon number fixes the relation between

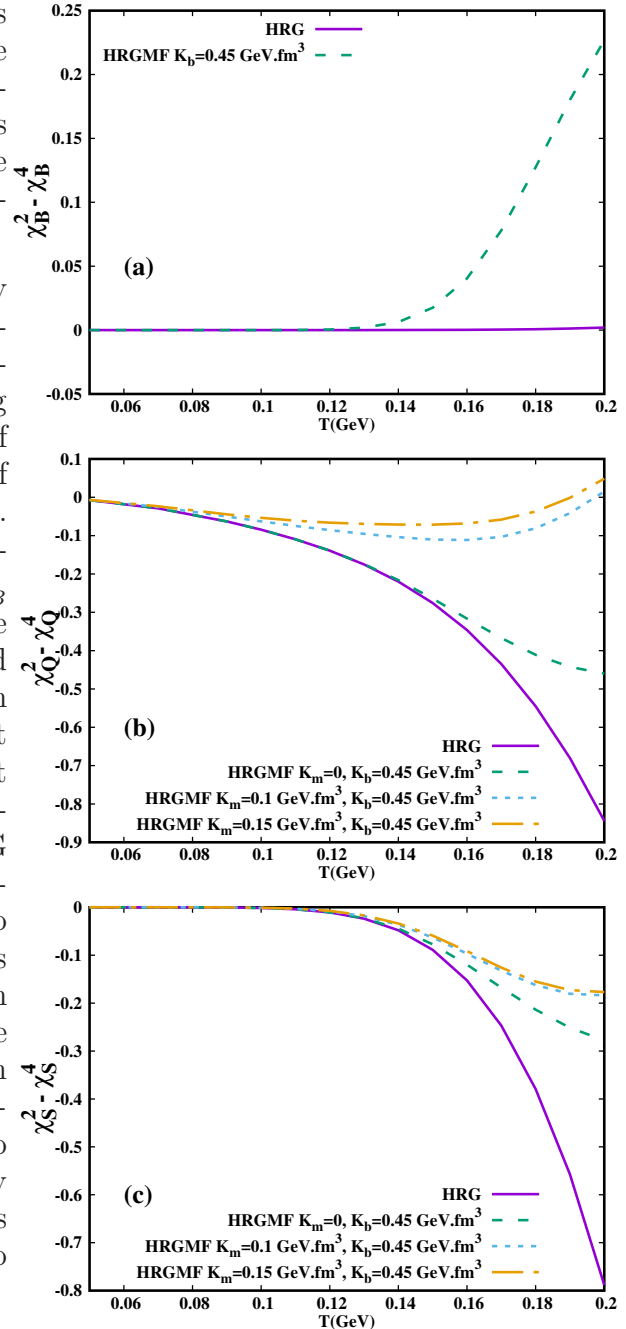


FIG. 5. (Color Online) Differences of second order and fourth order susceptibilities.

the electric charge chemical potential and the strangeness chemical potential to the baryon chemical potential at a given temperature [94]. As in Ref. [81], we shall consider the case of strangeness neutral system i.e. $n_S = 0$ and $n_Q/n_B = 0.4$ which are representa-

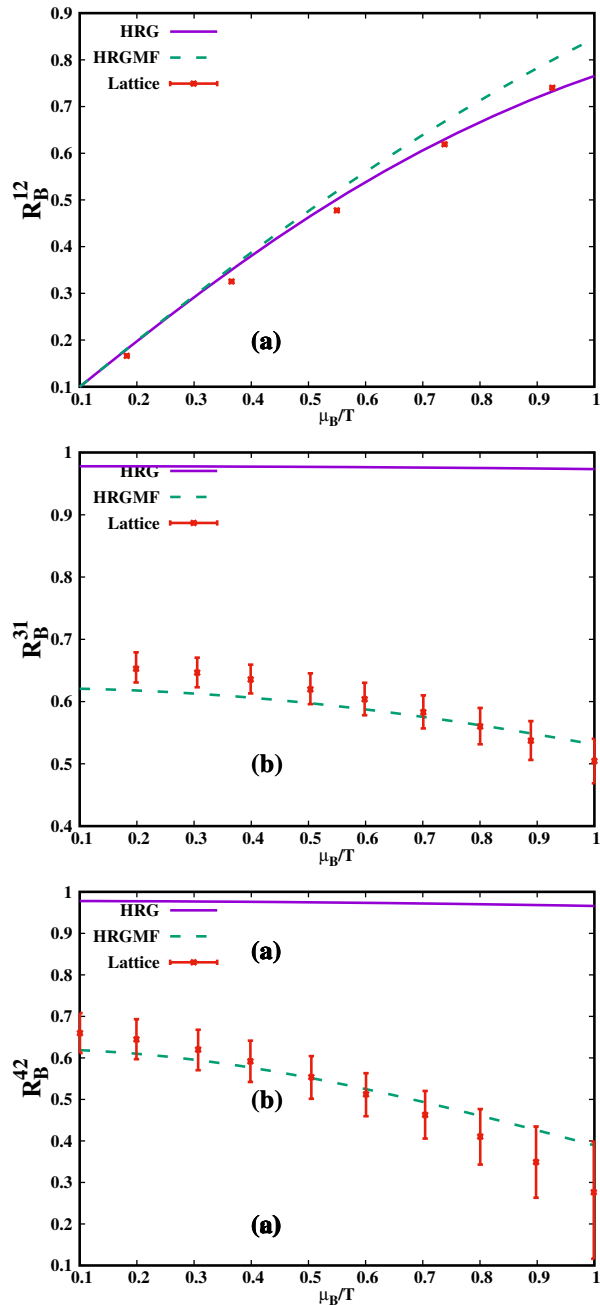


FIG. 6. (Color Online) R_B^{12} , R_B^{31} and R_B^{42} (defined in the text) as functions of μ_B/T . The lattice data is taken from Ref. [81].

tive conditions met in heavy ion collision experiments with gold or uranium nuclei. Thus one has the relation with $\hat{\mu}_i = \mu_i/T$

$$\begin{aligned}\hat{\mu}_Q &\simeq q_1(T)\hat{\mu}_B + q_3(T)\hat{\mu}_B^3 \\ \hat{\mu}_S &\simeq s_1(T)\hat{\mu}_B + s_3(T)\hat{\mu}_B^3\end{aligned}\quad (30)$$

The coefficient functions q_i and s_i are given in terms of the susceptibilities at zero chemical potential and the ratio $r = n_Q/n_B$ as in Ref. [95]. We have calculated here, these susceptibilities in MFHRG model to calculate the coefficients on RHS of Eq.(30). Different susceptibilities are then estimated using Eq.(16) for a given μ_B , μ_Q and μ_S .

In Fig.6, we have plotted the ratio of the cumulants for the net baryon number fluctuations as functions of μ_B/T . We have taken here, $T = 158$ MeV as in Ref. [81] corresponding to the upper end of the error band of the pseudocritical temperature for vanishing chemical potential. On the top panel we have plotted R_B^{12} , the ratio of mean to variance of net baryon number i.e $\chi_B^1(T, \mu_B)/\chi_B^2(T, \mu_B)$ as a function of μ_B/T . On the middle panel, we have plotted the ratio of skewness ratio $R_B^{31}(T, \mu_B) = \frac{\chi_B^3(T, \mu_B)}{\chi_B^1(T, \mu_B)}$. Similarly, in the bottom panel, we have plotted the kurtosis ratio i.e. $R_B^{42} = \frac{\chi_B^4(T, \mu_B)}{\chi_B^2(T, \mu_B)}$ as a function of μ_B/T . As may be observed, the lower cumulant i.e. R_B^{12} from lattice simulations are in good agreement with the HRG model estimation which takes the hadrons to be point like and noninteracting. However, the simple HRG model is inadequate to describe the behaviour of the higher order cumulants R_{31}^B and R_{42}^B obtained from lattice simulations. In fact, for simple HRG model, the values of both these higher order cumulant ratios are unity. When one includes the repulsive interactions among hadrons within MFHRG model, the lattice QCD results seem to be in agreement with the MFHRG model even at finite chemical potential. We have taken here the value of the baryonic repulsive parameter $K_B = 0.45$ GeV \cdot fm 3 as was taken for zero baryon density case. Further, the baryonic susceptibilities are independent of K_M .

IV. SUMMARY

We have studied the effect of repulsive interaction on the susceptibilities of conserved

charges. For this purpose we have used the MFHRG model. We have two parameters, namely K_B and K_M , to describe the baryonic and mesonic interactions respectively. We have kept K_B fixed at $0.45 \text{ GeV}\cdot\text{fm}^3$ and varied K_m in the range $0 - 0.15 \text{ GeV}\cdot\text{fm}^3$. Our results have been confronted with the lattice data. We conclude the following important points :

- The results of HRG model, as such, cannot explain the LQCD data for baryonic susceptibilities. A repulsive interaction, through MFHRG model, is required to explain the data for the higher order susceptibilities. The baryonic susceptibilities are independent of mesonic interactions.
- The repulsive interactions are further required to reproduce charge susceptibilities. The χ_Q^2 is better reproduced with interactions compared to HRG. However χ_Q^4 is over estimated with the choice of the K_m that we use though there is a qualitative matching. The trend shows a stronger mesonic interaction may reproduce data better.
- The fourth order strangeness susceptibility is better reproduced, with the

repulsive interactions, as compared to the second order susceptibility. However, calculation of strangeness susceptibilities have some inherent problems. The problem arises due to unknown strange hadronic states not included into the hadronic mass spectrum.

- The ratios and differences of susceptibilities provide important information regarding interactions. These quantities provide us important details regarding the deviation from ideal gas scenario. Both the ratios and differences of susceptibilities are in conformity with the corresponding available lattice data.
- The repulsive interactions for baryons become particularly important for finite density results. Our results, for the ratios of susceptibilities at finite density, have an excellent match with those obtained from the LQCD simulations.

V. ACKNOWLEDGEMENT

G. K. is financially supported by DST-INSPIRE Faculty research grant number DST/INSPIRE/04/2017/002293. S.P. is financially supported by UGC, New Delhi.

-
- [1] Y. Aoki, G. Endrodi, Z. Fodor, S. D. Katz, and K. K. Szabo, *Nature (London)* **443**, 675 (2006).
 - [2] F. R. Brown et al., *Phys. Rev. Lett.* **65**, 2491 (1990).
 - [3] S. Ejiri, *Phys. Rev. D* **78**, 074507 (2008).
 - [4] R. D. Pisarski and F. Wilczek, *Phys. Rev. D* **29**, 338 (1984).
 - [5] M. Asakawa and K. Yazaki, *Nucl. Phys. A* **504**, 668 (1989).
 - [6] M. A. Halasz, A. D. Jackson, R. E. Shrock, M. A. Stephanov, and J. J. M. Verbaarschot, *Phys. Rev. D* **58**, 096007 (1998).
 - [7] Y. Hatta and T. Ikeda, *Phys. Rev. D* **67**, 014028 (2003).
 - [8] E. S. Bowman and J. I. Kapusta, *Phys. Rev. C* **79**, 015202 (2009).
 - [9] Z. Fodor and S. D. Katz, *J. High Energy Phys.* **04**, 050 (2004).

- [10] M. A. Stephanov, Prog. Theor. Phys. Suppl. **153**, 139 (2004).
- [11] R. V. Gavai and S. Gupta, Phys. Rev. D **71**, 114014 (2005).
- [12] B. J. Schaefer and J. Wambach, Phys. Rev. D **75**, 085015 (2007).
- [13] R. V. Gavai and S. Gupta, Phys. Rev. D **78**, 114503 (2008).
- [14] M. Cheng *et al.*, Phys. Rev. D **79**, 074505 (2009).
- [15] G. Boyd, J. Engels, F. Karsch, E. Laermann, C. Legeland, M. Lugermeier, and B. Peterson, Nucl. Phys. B **469**, 419 (1996).
- [16] J. Engels, O. Kaczmarek, F. Karsch, and E. Laermann, Nucl. Phys. B **558**, 307 (1999).
- [17] Z. Fodor and S. D. Katz, Phys. Lett. B **534**, 87 (2002).
- [18] Z. Fodor, S. D. Katz, and K. K. Szabo, Phys. Lett. B **568**, 73 (2003).
- [19] C. R. Allton, S. Ejiri, S. J. Hands, O. Kaczmarek, F. Karsch, E. Laermann, Ch. Schmidt, and L. Scorzato, Phys. Rev. D **66**, 074507 (2002).
- [20] C. R. Allton, S. Ejiri, S. J. Hands, O. Kaczmarek, F. Karsch, E. Laermann, and Ch. Schmidt, Phys. Rev. D **68**, 014507 (2003).
- [21] C. R. Allton, M. Doring, S. Ejiri, S. J. Hands, O. Kaczmarek, F. Karsch, E. Laermann, and K. Redlich, Phys. Rev. D **71**, 054508 (2005).
- [22] P. de Forcrand and O. Philipsen, Nucl. Phys. B **642**, 290 (2002); **673**, 170 (2003).
- [23] Y. Aoki, Z. Fodor, S. D. Katz, and K. K. Szabo, Phys. Lett. B **643**, 46 (2006).
- [24] A. Bazavov *et al.*, Phys. Rev. D **86**, 034509 (2012).
- [25] S. Borsanyi *et al.*, J. High Energy Phys. **11**, 077 (2010).
- [26] M. Cheng *et al.*, Phys. Rev. D **77**, 014511 (2008).
- [27] S. Borsanyi *et al.*, J. High Energy Phys. **1201**, 138 (2012).
- [28] C. Ratti, M. A. Thaler, and W. Weise, Phys. Rev. D **73**, 014019 (2006).
- [29] P. N. Meisinger and M. C. Ogilvie, Phys. Lett. B **379**, 163 (1996).
- [30] P. N. Meisinger, M. C. Ogilvie Nucl. Phys. B (Proc. Suppl.) **47**, 519 (1996).
- [31] K. Fukushima, Phys. Lett. B **591**, 277 (2004).
- [32] E. Megias, E. R. Arriola, and L. L. Salcedo, Phys. Rev. D **74**, 065005 (2006); E. Megias, E. R. Arriola, and L. L. Salcedo, Phys. Rev. D **74**, 114014 (2006).
- [33] S. K. Ghosh, T. K. Mukherjee, M. G. Mustafa and R. Ray, Phys. Rev. D **77**, 0904024 (2008).
- [34] S. K. Ghosh, T. K. Mukherjee, M. G. Mustafa, and R. Ray, Phys. Rev. D **73**, 114007 (2006).
- [35] S. Mukherjee, M. G. Mustafa, and R. Ray, Phys. Rev. D **75**, 094015 (2007).
- [36] A. Bhattacharyya, P. Deb, S. K. Ghosh and R. Ray, Phys. Rev. D **82**, 014021 (2010).
- [37] A. Bhattacharyya, P. Deb, A. Lahiri and R. Ray, Phys. Rev. D **82**, 114028 (2010).
- [38] A. Bhattacharyya, P. Deb, A. Lahiri and R. Ray, Phys. Rev. D **83**, 014011 (2011).
- [39] A. Bhattacharyya, P. Deb, S. K. Ghosh, R. Ray and S. Sur, Phys. Rev. D **87**, 054009 (2013).
- [40] A. Bhattacharyya, S. K. Ghosh, S. Maity, S. Raha, R. Ray, K. Saha and S. Upadhaya, Phys. Rev. D **95**, 054005 (2017).
- [41] A. Bhattacharyya, S. K. Ghosh, A. Lahiri, S. Majumder, S. Raha and R. Ray, Phys. Rev. C **89**, 064905 (2014).
- [42] A. Bhattacharyya, S. K. Ghosh, S. Majumder and R. Ray, Phys. Rev. D **86**, 096006 (2012).
- [43] P. Deb, A. Bhattacharyya, S. Datta and S. K. Ghosh, Phys. Rev. C **79**, 055208 (2009).
- [44] P. Braun-Munzinger, K. Redlich, and J. Stachel, in *Quark Gluon Plasma 3*, edited by R. C. Hwa and X. N. Wang (World Scientific, Singapore, 2004).
- [45] P. Braun-Munzinger, J. Stachel, J. P. Wessels, and N. Xu, Phys. Lett. B **344**, 43 (1995).
- [46] J. Cleymans, D. Elliott, H. Satz, and R. L. Thews, Z. Phys. C **74**, 319 (1997).

- [47] P. Braun-Munzinger, I. Heppe, and J. Stachel, Phys. Lett. B **465**, 15 (1999).
- [48] J. Cleymans and K. Redlich, Phys. Rev. C **60**, 054908 (1999).
- [49] F. Becattini, J. Manninen, M. Gaździcki, Phys. Rev. C **73**, 044905 (2006).
- [50] P. Braun-Munzinger, D. Magestro, K. Redlich, and J. Stachel, Phys. Lett. B **518**, 41 (2001).
- [51] A. Andronic, P. Braun-Munzinger, and J. Stachel, Nucl. Phys. A **772**, 167 (2006).
- [52] A. Andronic, P. Braun-Munzinger, and J. Stachel, Phys. Lett. B **673**, 142 (2009).
- [53] A. Bhattacharyya, S. K. Ghosh, R. Ray and S. Samanta, Euro. Phys. Lett. **115**, 62003 (2016).
- [54] G. Kadam, S. Pal and A. Bhattacharyya, arxiv:1908.10618.
- [55] B. J. Schaefer, J. M. Pawłowski and J. Wambach, Phys. Rev. D **76**, 074023 (2007).
- [56] T. K. Herbst, J. M. Pawłowski and B. J. Schaefer, Phys. Lett. B **696**, 58 (2011).
- [57] J. Wambach, B. J. Schaefer and M. Wagner, Acta Phys. Polon. Supp. **3**, 691 (2010).
- [58] S. Chatterjee and K. A. Mohan, Phys. Rev. D **86**, 114021 (2012).
- [59] G. Ecker, *Chiral perturbation theory*, Progress in Particle and Nuclear Physics, 35, 1-80 (1995).
- [60] R. Dashen, S. K. Ma and H. J. Bernstein, Phys. Rev. **187**, 345 (1969).
- [61] R. F. Dashen and R. Rajaraman, Phys. Rev. D **10**, 708 (1974).
- [62] G. M. Welke, R. Venugopalan and M. Prakash, Phys. Lett. B **245**, 137 (1990).
- [63] R. Venugopalan and M. Prakash, Nucl. Phys. A **546**, 718 (1992).
- [64] F. Karsch, K. Redlich and A. Tawfik, Eur. Phys. J. C **29**, 549 (2003)
- [65] J. Noronha-Hostler, J. Noronha and C. Greiner, Phys. Rev. Lett. **103**, 172302 (2009)
- [66] G. P. Kadam and H. Mishra, Nucl. Phys. A **934**, 133 (2014)
- [67] V. Vovchenko, M. I. Gorenstein and H. Stoecker, Phys. Rev. Lett. **118**, 182301 (2017)
- [68] F. Karsch and K. Redlich, Phys. Lett. B **695**, 136 (2011)
- [69] P. Garg, D. K. Mishra, P. K. Netrakanti, B. Mohanty, A. K. Mohanty, B. K. Singh and N. Xu, Phys. Lett. B **726**, 691 (2013)
- [70] S. Samanta, S. Chatterjee and B. Mohanty, J. Phys. G **46**, 065106 (2019)
- [71] D. K. Mishra, P. K. Netrakanti and B. Mohanty, Phys. Rev. C **94**, 054906 (2016)
- [72] M. Asakawa and M. Kitazawa, Prog. Part. Nucl. Phys. **90**, 299 (2016)
- [73] D. H. Rischke, J. Schaffner, M. I. Gorenstein, A. Schaefer, H. Stoecker and W. Greiner, Z. Phys. C **56**, 325 (1992).
- [74] C. P. Singh, B. K. Patra and K. K. Singh, Phys. Lett. B **387**, 680 (1996).
- [75] J. I. Kapusta and K. A. Olive, Nucl. Phys. A **408**, 478 (1983).
- [76] K. A. Olive, Nucl. Phys. B **190**, 483 (1981).
- [77] P. Huovinen and P. Petreczky, Phys. Lett. B **777**, 125 (2018)
- [78] G. Kadam and H. Mishra, Phys. Rev. D **100**, 074015 (2019)
- [79] A. Bazavov, H. T. Ding, P. Hegde, O. Kaczmarek, F. Karsch, E. Laermann, Y. Maezawa, S. Mukherjee, H. Ohno, P. Petreczky, C. Schmidt, S. Sharma, W. Soeldner and M. Wagner, Phys. Rev. Lett. **111**, 082301 (2013)
- [80] A. Bazavov et al., Phys. Rev. Lett. **109**, 192302 (2012); C. Schmidt (for the BNL-Bielefeld Collaboration), PoS ConfinementX, 187 (2012); A. Bazavov *et al.*, Phys. Rev. Lett. **111**, 082301 (2013); A. Bazavov *et al.*, Phys.Rev.Lett. **113**, 072001 (2014).
- [81] A. Bazavov et al, Phys. Rev. **D101**,074502 (2020).
- [82] S. Jeon and V. Koch, Phys. Rev. Lett. **83**, 5435 (1999).
- [83] S. Jeon and V. Koch, Phys. Rev. Lett. **85**, 2076 (2000).
- [84] A. Bhattacharyya, S. Das, S. K. Ghosh, R. Ray and S. Samanta, Phys. Rev. C **90**,

- 034909 (2014).
- [85] A. Bhattacharyya, R. Ray and S. Sur, Phys. Rev. D **91**, 051501 (2015).
- [86] A. Bhattacharyya, R. Ray, S. Samanta and S. Sur, Phys. Rev. C **91**, 041901 (2015).
- [87] A. Bhattacharyya, S. K. Ghosh, S. Maity, S. Raha, R. Ray, K. Saha, S. Samanta and S. Upadhaya, Phys. Rev. C **99**, 045207 (2019).
- [88] A. Bhattacharyya, S. K. Ghosh, R. Ray, K. Saha, and S. Upadhaya, Europhys. Lett. **116**, 52001 (2016).
- [89] M. Tanabashi *et al.* [Particle Data Group], Phys. Rev. D **98**, 030001 (2018).
- [90] A. Bazavov *et al.*, Phys. Rev. Lett. **113**, 072001 (2014).
- [91] P. M. Lo, M. Marczenko, K. Redlich and C. Sasaki, Phys. Rev. C **92**, 055206 (2015).
- [92] A. Bazavov *et al.*, Phys. Rev. D **95**, 054504 (2017).
- [93] R. Bellwied, S. Borsanyi, Z. Fodor, S. D. Katz, A. Pasztor, C. Ratti, and K. K. Szabo, Phys. Rev. D **92**, 114505 (2015).
- [94] A. Bazabov *et al.*, Phys. Rev. **D96**,074510 (2017).
- [95] A. Bazabov *et al.*, Phys. Rev. **D85**,054504 (2017).