

Binary Choice with Asymmetric Loss in a Data-Rich Environment: Theory and an Application to Racial Justice*

Andrii Babii^{†1}, Xi Chen^{‡1}, Eric Ghysels^{§1}, and Rohit Kumar^{¶2}

¹UNC Chapel Hill

²ISI Delhi

September 28, 2021

Abstract

We study the binary choice problem in a data-rich environment with asymmetric loss functions. In contrast to asymmetric regression problems, the binary choice with general loss functions and high-dimensional datasets is challenging and not well understood. Econometricians have studied nonparametric binary choice problems for a long time, but the literature does not offer computationally attractive solutions in data-rich environments. In contrast, the machine learning literature has many algorithms that form the basis for much of the automated procedures that are implemented in practice, but is focused mostly on loss functions that are independent of individual characteristics. We show that the theoretically valid predictions of binary outcomes with a generic loss function can be achieved via a very simple reweighting of the logistic regression or state-of-the-art machine learning techniques, such as LASSO, boosting, or deep learning. We apply our analysis to racial justice in pretrial detention.

Keywords: binary outcomes, asymmetric losses, machine learning, cost-sensitive classification, pretrial detention.

*We are grateful to the Editor Guido Imbens, anonymous referees, Toru Kitagawa and participants at the IAAE webinar series, Embedding AI in Society Symposium at NC State University, HU Berlin, 2021 North America/Asian/China/Australasia Meetings of the Econometric Society, EEA-ESEM 2021, Bristol ESG 2021, 41st International Symposium on Forecasting for helpful comments.

[†]Department of Economics. Email: babii.andrii@gmail.com.

[‡]Department of Statistics. Email: xich@live.unc.edu.

[§]Department of Economics and Department of Finance, Kenan-Flagler Business School. Email: eghysels@unc.edu.

[¶]Economics and Planning Unit. Email: sirohi.rohit@gmail.com.

1 Introduction

The downside risk and upside gains of many economic decisions are not symmetric. The importance of asymmetries in prediction problems arising in economics has been recognized for a long time; see Granger (1969), Manski and Thompson (1989), Granger and Pesaran (2000), Pesaran and Skouras (2002), Elliott and Lieli (2013) and the textbook treatment in Elliott and Timmermann (2016), among many others. In this paper, we focus on binary choice problems in a data-rich environment with general loss functions. Hence, our analysis covers many life-changing decisions such as college admission, job hiring, pre-trial release from jail, medical testing and treatment, which have become increasingly driven by automated algorithmic processes based on vast data inputs. It also covers many routine tasks such as fraud detection, spam filters, credit risk, etc. The topic has gained interest from a diverse set of fields, ranging from economics, computer science, to machine learning, among others, and depending on the discipline is also known as classification or screening problems.

The combination of high-dimensional data and general loss functions in binary decision problems is challenging and not well understood.¹ Econometricians have studied nonparametric binary choice problems for a long time, but the literature does not offer computationally attractive solutions for high-dimensional datasets. Numerous attempts to relax the strong parametric distributional assumptions resulted in *non-smooth* combinatorial optimization problems, also known as NP-hard problems. Indeed, the maximum score method of Manski (1975), or the extension to the asymmetric loss functions proposed by Elliott and Lieli (2013), leads to such NP-hard optimization problems which makes them computationally challenging in data-rich environments.

The machine learning (ML) literature has many computationally attractive algorithms that form the basis for much of the automated procedures that are implemented in practice, but it is focused on symmetric loss functions that are independent of individual characteristics (sometimes called features in ML). In particular, the ML literature emphasizes the importance of smooth optimization and made significant advances in proposing smooth convex and computationally attractive relaxations for the binary classification problem. There are a number of contributions in the ML literature on the asymmetric losses and cost-sensitive classification, see Elkan (2001), Margineantu (2002), Wu, Lin, Chen, and Chen (2008), Masnadi-Shirazi and Vasconcelos (2007), Scott (2012), Li, Tong, and Li (2020) among others. This literature typically deals with asymmetric constant losses for false-positive and false-negative mistakes, zero pay-offs for correct decisions, and, with the exception of Scott (2012), does not formally study the resulting excess risk bounds.² Many applications of

¹In contrast, it is known that the asymmetric prediction in the regression setting can be achieved with the quantile regression, see Koenker and Bassett (1978), the asymmetric least-squares, see Newey and Powell (1987), or more generally with M-estimators based on a suitable asymmetric loss function; see Elliott and Timmermann (2016) for more examples.

²Scott (2012) looks at asymmetries generated by some parameter $\alpha \in (0, 1)$. However, the paper neither covers the case of general covariate-driven asymmetries of interest to economists nor studies the performance of cost-sensitive empirical risk minimization. In Online Appendix Section A.1 we provide a brief literature review of work, particularly in the computer science (CS) literature, related to our paper.

interest to economists would involve the asymmetric covariate-driven losses and covariate-driven pay-offs for correct decisions. Indeed, the economic costs/benefits of bail, lending, and other decisions naturally lead to asymmetric losses with covariate-driven asymmetries. Therefore, the ML methods available are of limited interest to economists.

The novel contribution of our paper is to propose a framework for machine learning binary choice with general asymmetries of interest to economists described by a generic covariate-driven loss function $\ell(y, f(x), x)$ with binary outcome y , decision function $f(x)$ driven by covariates/features x . In particular, we show that the popular machine learning techniques can be easily adjusted for generic asymmetries via the loss-based reweighting of the empirical risk. We show how the loss function should be mapped to weights and establish the supporting theoretical results for the cost-sensitive empirical risk minimization. To that end, we leverage the extensive literature on the convexification of symmetric binary classification, including Vapnik (1995), Breiman (2000), Steinwart (2002), Lugosi and Vayatis (2004), Zhang (2004), Bartlett, Jordan, and McAuliffe (2006), Koltchinskii (2006), and Koltchinskii (2011) among others.³ The key difficulty is to introduce a theoretical setting that is compatible with the logistic, exponential, and hinge convexifying functions for generic covariate-driven losses. We do so via the formulation of Assumption 3.2 (iii), which nests the symmetric binary classification considered in for example Zhang (2004) as a special case.

The practical implementation of our procedure is remarkably simple, which we why it can be discussed here. The first ingredient comes from a policy/decision-maker who has to provide a quartet of loss functions pertaining to (a) true positives (denoted by $\ell_{1,1}(x)$), (b) true negatives ($\ell_{-1,-1}(x)$), (c) false positives ($\ell_{-1,1}(x)$) and last but not least (d) false negatives ($\ell_{1,-1}(x)$). Note that this not only implies the selection of functional forms, but also the selection of inputs x , i.e., individual covariates. It is important to emphasize that the functions $\ell_{i,j}(x)$ $i, j = -1, 1$ are typically *not* estimated. They are determined by either a utility/cost function of the social planner (policy/decision-maker), or are obtained through some type of cost-benefit analysis. Given these inputs, the task of the econometrician is to estimate the binary choice model, given the asymmetries reflected in the quartet of functions. Our theoretical analysis is agnostic about which econometric method to use. We cover logistic regression, boosting, and (deep) neural networks and therefore the typical collection of machine learning tools for supervised classification. We show that the logistic regression, boosting, and (deep) neural networks with a very simple reweighting for asymmetries of the loss function lead to binary decisions that are optimal from the theoretical point of view *without* requiring strong distributional assumptions. The econometrician can decide which estimation procedure to implement. The major point and key contribution of our paper is that the standard procedures, whichever one is selected, are applied to a reweighted objective function with the weights determined by the policy/decision-maker. Hence, all the standard procedures in the econometrician's toolbox apply once the reweighting is applied.

Regarding neural networks, our paper also relates to early important work done by Xi-aohong Chen who noted that such models can be viewed as a nonlinear sieve.⁴ In particular,

³See also Boucheron, Bousquet, and Lugosi (2005) for an excellent survey.

⁴Chen (2007) discusses all kinds of sieves, including nonlinear sieves such as neural networks and

our paper is related to the recent work of [Farrell, Liang, and Misra \(2021\)](#) that inspired us to extend our results to deep learning.⁵ [Farrell, Liang, and Misra \(2021\)](#) focus on regression and semiparametric inference problems. Our paper fills the important gap in the econometrics literature related to asymmetric binary decisions, or put differently NP-hard utility maximization problems, for which our paper offers the first practical and scalable solution in data-rich environments. In contrast to [Farrell, Liang, and Misra \(2021\)](#), we also have generic excess risk bounds for binary decision problems that are different from their results for regression-type problems. In particular, the minimax optimal convergence rates for the excess risk in our setting can be faster compared to the nonparametric regression depending on how much the distribution of covariates is concentrated around the decision boundary.

Our analysis covers a wide range of applications such as college admission, job hiring, pre-trial release from jail, medical testing and treatment, fraud detection, spam filters, credit risk, etc. In almost all these cases the asymmetry of loss functions is key. We, therefore, fill an important gap: machine learning classification with loss functions of interest to economists. The contributions of our paper must also be cast in the context of the ongoing debate about so-called algorithmic biases. As more and more decisions affecting our daily lives have become digitized and automated by data-driven algorithms, concerns have been raised regarding such biases. Gender and race are two leading examples. [Cowgill and Tucker \(2019\)](#) discuss the case of computer scientists at Amazon who developed powerful new technology to screen resumes and discovered the algorithm placed a negative coefficient on terms associated with women and as a result appeared to be amplifying and entrenching male dominance in the technology industry. Another example of gender discrimination is discussed by [Datta, Tschantz, and Datta \(2015\)](#) who study AdFisher, an automated tool that explores how user behaviors, Google’s ads, and Ad Settings interact. They found that setting the gender to female resulted in getting fewer instances of an ad related to high-paying jobs than setting it to male. Another example related to the empirical application in our paper is pre-trial detention. Journalists at the news website ProPublica reported on a commercial software used by judges in Broward County, Florida, that helps to decide whether a person charged with a crime should be released from jail before their trial. They found that the software tool called COMPAS resulted in a disproportionate number of false positives for black defendants who were classified as high risk but subsequently not charged with another crime.⁶

ridgelets, among others. Her chapter covers many of her early work, such as [Chen and Shen \(1998\)](#) and [Chen and White \(1999\)](#) connecting sieve estimators with single- and multi-layer networks; see also the recent paper by [Chen, Chen, and Tamer \(2020\)](#).

⁵See also [Schmidt-Hieber \(2020\)](#) and [Bauer and Kohler \(2019\)](#) who obtain results under stronger distributional assumptions and various additional restrictions on the neural network architecture, such as bounded weights and/or sparsity. In this regard, we follow [Farrell, Liang, and Misra \(2021\)](#) who do not impose such restrictions.

⁶[Kleinberg, Lakkaraju, Leskovec, Ludwig, and Mullainathan \(2018\)](#) note that pretrial detention decisions provide an attractive template for when and how machine learning might be used to improve on decisions made by judges and does not pertain to uncovering causal relationships. See [Athey and Wager \(2021\)](#), [Kitagawa and Tetenov \(2018\)](#), and references therein for the causal treatment choice problem; [Belloni, Chernozhukov, and Hansen \(2014\)](#), [Belloni, Chernozhukov, Chetverikov,](#)

The paper is organized as follows. Section 2 introduces notation, describes the binary decision problem in terms of risk/payoffs, and illustrates a convenient for us characterization of the optimal binary decision. Examples of several asymmetric binary decision problems are also provided. Section 3 covers the main convexification theorem and provides examples of convexifying functions. In Section 4, we provide the excess risk bounds for the binary decision rules constructed from the data and discuss several cases, ranging from parametric prediction models, boosting, shallow and deep learning. Finally, we provide an empirical application pertaining to pretrial detention in Section 5 followed by conclusions. An Online Appendix provides supplementary theoretical results, while the Supplementary Material presents Monte Carlo simulation results and some details regarding the empirical application; see <https://arxiv.org/abs/2010.08463>.

2 Binary decisions

Let $Y \in \{-1, 1\}$ be the target variable and let $X \in \mathcal{X} \subset \mathbf{R}^d$ be covariates. A measurable function $f : \mathcal{X} \rightarrow \{-1, 1\}$ is called the binary decision/choice/prediction or simply the decision. The decision-making process amounts to minimizing a risk function that describes its consequences in different states of the world

$$\mathcal{R}(f) = \mathbb{E}_{Y,X}[\ell(f(X), Y, X)],$$

where $\ell : \{-1, 1\}^2 \times \mathcal{X} \rightarrow \mathbf{R}$ is a loss function specified by the decision-maker. Note that the decision f can be random and the expectation is taken with respect to the distribution of (Y, X) only. The loss function can be asymmetric and may also depend on the covariates X , which is economically a more realistic scenario faced by the decision-maker than the one provided by the standard classification setting.

2.1 Some examples

In the Introduction, we alluded to many examples in economic decision making. To motivate the first example, we can think of a credit risk application, where with the false negative mistakes ($f(X) = -1$ and $Y = 1$) the bank suffers a loss from the borrower's default, while with the false positive mistakes ($f(X) = 1$ and $Y = -1$), the bank simply foregoes its potential earnings. Moreover, the size of the loan itself may determine the loss:

Example 2.1 (Big vs. small). *Let $x = (s, z) \in \mathbf{R}^d$ be a vector of covariates, where $s \geq 0$ is the size of the loan and z are some other covariates. The "big vs small" loss function is*

$$\ell(f(x), y, x) = \tau \mathbb{1}_{f(x) \neq y, s \leq s^*} + \mathbb{1}_{f(x) \neq y, s > s^*}$$

where $\tau \in (0, 1)$ measures the relative loss from default for large and small loans defined by the threshold s^* . More generally, the decision-maker may have a loss function that depends

Hansen, and Kato (2018), Athey and Imbens (2019), and Babii, Ghysels, and Striaukas (2019) for machine learning and causal inference; Semenova (2018) for machine learning in dynamic discrete choice models and Farrell, Liang, and Misra (2020) for deep learning in the logistic regression with varying coefficients.

continuously on the size of the loan and takes into account the asymmetry between the false positive and the false negative mistakes.

As noted in the Introduction, an important policy debate pertains to the fairness and the discrimination bias of machine learning algorithms towards, e.g., low income groups, gender, or race. The following example suggests that the algorithmic bias can be reduced introducing the asymmetry of the loss function across groups:⁷

Example 2.2 (Binary decisions with two groups). *Let $x = (g, z) \in \mathbf{R}^d$ be a vector of covariates, where $g \in \{0, 1\}$ is a binary variable and $z \in \mathbf{R}^{d-1}$ are some other covariates. Consider the loss function*

$$\ell(f(x), y, x) = \psi_g \mathbb{1}_{f(x) \neq y}$$

placing different weights ψ_g for losses in the two groups $g \in \{0, 1\}$. More generally, we can also place different weights on false positive and false negative losses across groups

$$\ell(f(x), y, x) = \psi_g \mathbb{1}_{y=1, f(x)=-1} + \varphi_g \mathbb{1}_{y=-1, f(x)=1}.$$

In a more ambitious setting, [Rambachan, Kleinberg, Ludwig, and Mullainathan \(2020\)](#) consider a social planner with multiple agents of two types, a “disadvantaged group” with $g = 1$ and the rest with $g = 0$. In particular, [Rambachan, Kleinberg, Ludwig, and Mullainathan \(2020\)](#) - Appendix, Section A - provide a setting in which the utility of each individual in the (training) sample depends on the classification outcome. The true outcome of interest is, therefore, the change in the utilities of an individual from being selected or not. The social planner’s welfare weights may be higher on the disadvantaged group if the utility of an individual from the disadvantaged group is uniformly lower than the utility of an individual from the advantaged group. They interpret this as capturing un-modeled discrimination against the disadvantaged group or existing disparities across groups in a reduced form manner. More formally:

Example 2.3 (Social planner with disadvantaged group). *Let $x = (g, z) \in \mathbf{R}^d$ be a vector of covariates, where $g \in \{0, 1\}$ is a binary indicator of a disadvantaged group and $z \in \mathbf{R}^{d-1}$ are some other covariates. The social planner’s loss function can be written as*

$$\ell(f(x), y, x) = \psi_g \ell(f(x), y, x),$$

where $\psi_g > 0$ are the generalized social welfare weights placed upon individuals in group $g \in \{0, 1\}$, and $\psi_1 > \psi_0$ implies that outcomes associated with the disadvantaged group are valued more than outcomes associated with the rest of the population.

Among other things [Rambachan, Kleinberg, Ludwig, and Mullainathan \(2020\)](#) show that the social planner’s first-best rule is a threshold rule with group-specific thresholds. [Corbett-Davies, Pierson, Feller, Goel, and Huq \(2017\)](#) and [Kleinberg, Ludwig, Mullainathan,](#)

⁷The algorithm is often perceived as unfair if it treats differently the identical individual from two different groups. For instance, [Larson, Mattu, Kirchner, and Angwin \(2016\)](#) report that the COMPAS software tends to make false positive predictions of the recidivism for black individuals two times more frequently compared to white individuals.

and Rambachan (2018), among others, obtain similar results albeit under less general settings.

Computer scientists have focused on defining fairness-aware algorithms by imposing restrictions on f . Often a formal criterion of fairness is defined, and a decision rule is developed to satisfy the criterion. Some of these schemes also yield threshold rules. Two examples are the statistical parity and its conditional version. Statistical parity means equal proportions of certain decisions across groups and is formally defined as $\mathbb{E}_X[f(X)|G = g] = \mathbb{E}_X[f(X)]$ for all $g \in \{0, 1\}$.⁸ The conditional statistical parity, on the other hand, means that equal proportions are achieved conditionally on a set of "legitimate" factors and is formally defined as $\mathbb{E}_X[f(X)|h(X), G] = \mathbb{E}_X[f(X)|h(X)]$, where $h(X)$ is a projection of the features onto a sub-space of legitimate factors.⁹ Corbett-Davies, Pierson, Feller, Goel, and Huq (2017) show how (conditional) statistical parity yield covariate-driven threshold rules. We follow the economist's arguments that fairness is naturally defined through losses that we are willing to tolerate when we commit mistakes for different groups. Indeed, the framework of losses is more general than the thresholding rules.

In the remainder of the paper, we will continue to work with settings involving a generic vector of covariates $X \in \mathbf{R}^d$ which may contain the binary group membership variable $G \in \{0, 1\}$ and some other covariates $Z \in \mathbf{R}^{d-1}$. The point worth keeping in mind, however, is that our framework covers much discussed preference-based notions of fairness characterized by covariate-dependent general loss functions.

2.2 Optimal binary decision

Following the decision-theoretic perspective, we define the optimal binary decision as the one achieving the smallest risk

$$\mathcal{R}^* = \inf_{f: \mathcal{X} \rightarrow \{-1, 1\}} \mathbb{E}[\ell(f(X), Y, X)],$$

where the minimization is done over all measurable functions $f : \mathcal{X} \rightarrow \{-1, 1\}$. Note that this framework also covers the utility maximization problems, in which case, we can define $\ell(f(X), Y, X) = -U(f(X), Y, X)$, where $U(f(x), y, x)$ is a utility function of a binary decision $f(x)$ when the outcome is $Y = y$ and covariates are $X = x$.

Given a sample $(Y_i, X_i)_{i=1}^n$, the goal is to construct a binary decision rule $\hat{f}_n(x) = \hat{f}_n(x; Y_1, X_1, \dots, Y_n, X_n)$ such that its excess risk $\mathcal{R}(\hat{f}_n) - \mathcal{R}^*$ is as small as possible. The excess risk, thus, tells us how much the risk of the decision rule \hat{f}_n deviates from the smallest achievable risk. Importantly, our objective is to achieve small values of the excess risk without imposing restrictive parametric assumptions on the distribution of (Y, X) . The empirical risk minimization is a popular method of constructing data-driven decision rules \hat{f}_n ; see Vapnik (1995). Assuming that the data are i.i.d. or more generally stationary and

⁸See e.g. Kamishima, Akaho, Asoh, and Sakuma (2012) and Zemel, Wu, Swersky, Pitassi, and Dwork (2013), among others.

⁹See Dwork, Hardt, Pitassi, Reingold, and Zemel (2012), among others.

ergodic, it consists of minimizing

$$\widehat{\mathcal{R}}(f) = \frac{1}{n} \sum_{i=1}^n \ell(f(X_i), Y_i, X_i)$$

with respect to $f \in \mathcal{F}_n$, where \mathcal{F}_n is some class of measurable functions. It is well-known that this problem is NP-hard even in the case of the symmetric X -independent loss function.

The following proposition illustrates the difficulty of the empirical risk minimization problem and provides an equivalent, convenient for us, characterization of the optimal binary decision.¹⁰

Proposition 2.1. *The optimal binary decision f^* solves*

$$\inf_{f: \mathcal{X} \rightarrow \{-1, 1\}} \mathbb{E} [\omega(Y, X) \mathbb{1}_{-Yf(X) \geq 0}]$$

with $\omega(Y, X) \triangleq Ya(X) + b(X)$,

$$a(x) = \ell_{-1,1}(x) - \ell_{1,1}(x) + \ell_{-1,-1}(x) - \ell_{1,-1}(x),$$

$$b(x) = \ell_{-1,1}(x) - \ell_{1,1}(x) + \ell_{1,-1}(x) - \ell_{-1,-1}(x),$$

and $\ell_{f,y}(x) \triangleq \ell(f, y, x)$.

Note a can be interpreted as a difference of net losses $\ell_{-1,1} - \ell_{1,1}$ and $\ell_{1,-1} - \ell_{-1,-1}$ from wrong decisions when $Y = 1$ and $Y = -1$. Similarly, b can be interpreted as a sum of two net losses. Proposition 2.1 shows that the optimal binary decision minimizes the objective function involving the indicator function $z \mapsto \mathbb{1}_{z \geq 0}$, which is discontinuous and not convex. This leads to a difficult non-smooth, non-convex, NP-hard empirical risk minimization problem¹¹

$$\inf_{f: \mathcal{X} \rightarrow \{-1, 1\}} \frac{1}{n} \sum_{i=1}^n \omega(Y_i, X_i) \mathbb{1}_{-Y_i f(X_i) \geq 0}.$$

3 Convexification

3.1 Convexified excess risk

The purpose of this section is to convexify the binary decision problem with a generic loss function making it amenable to modern machine learning algorithms. It is easy to see that the risk function of a binary decision rule $f: \mathcal{X} \rightarrow \{-1, 1\}$ can be written as

$$\mathcal{R}(f) = 0.5 \mathbb{E} [\omega(Y, X) \mathbb{1}_{-Yf(X) \geq 0}] + \mathbb{E}[d(Y, X)]$$

¹⁰The proofs of the results appear in Appendix Section A.4.1.

¹¹Solving the empirical risk minimization problem in polynomial time is impossible, unless P=NP. Heuristically, since $Y_i \in \{-1, 1\}$, the exact solution may require the brute-force search over $\{-1, 1\}^n$ which involves 2^n operations growing exponentially with the sample size. Even for a very small sample size with $n = 1,000$ observations, the number operations exceeds the number of atoms in the observable universe. The computational difficulty is the main reason why the binary classification problem is typically not solved directly in the modern machine learning applications.

with $d(y, x) = 0.25(\ell_{1,1}(x) + \ell_{-1,1}(x))(1+y) + 0.25(\ell_{1,-1}(x) + \ell_{-1,-1}(x))(1-y) - 0.25\omega(y, x)$; see the proof of Proposition 2.1 in Online Appendix Section A.4.1. Replacing the indicator function with a convex function $\phi : \mathbf{R} \rightarrow \mathbf{R}$, we obtain the convexified risk

$$\mathcal{R}_\phi(f) = 0.5\mathbb{E}[\omega(Y, X)\phi(-Yf(X))] + \mathbb{E}[d(Y, X)].$$

Therefore, minimizing the convexified risk amounts to solving

$$\inf_{f:\mathcal{X}\rightarrow\mathbf{R}} \mathbb{E}[\omega(Y, X)\phi(-Yf(X))].$$

Let f_ϕ^* be a solution to the convexified problem and let $\mathcal{R}_\phi^* = \inf_{f:\mathcal{X}\rightarrow\mathbf{R}} \mathcal{R}_\phi(f)$ be the optimal convexified risk. Next, we can define the excess convexified risk of a prediction $f : \mathcal{X} \rightarrow \{-1, 1\}$ as

$$\mathcal{R}_\phi(f) - \mathcal{R}_\phi^* = 0.5\mathbb{E} [\omega(Y, X) (\phi(-Yf(X)) - \phi(-Yf_\phi^*(X)))]. \quad (1)$$

The excess convexified risk measures the deviation of the convexified risk of a given decision rule $f : \mathcal{X} \rightarrow \{-1, 1\}$ from the optimal convexified risk and can be controlled. Unfortunately, the convexified excess risk tells us little about the performance of the binary decision in terms of the actual excess risk that the decision-maker cares about

$$\mathcal{R}(f) - \mathcal{R}^* = 0.5\mathbb{E} [\omega(Y, X) (\mathbb{1}_{-Yf(X)\geq 0} - \mathbb{1}_{-Yf_\phi^*(X)\geq 0})].$$

In the following subsection, we show that the excess risk is bounded from above by the convexified excess risk, a result that we refer to as the main convexification theorem.

3.2 Assumptions and main convexification theorem

Let $\eta(x) = \Pr(Y = 1|X = x)$ be the conditional choice probability. We impose the following assumption on the conditional probability η and the loss function:

Assumption 3.1. (i) $\ell_{-1,1}(x) - \ell_{1,1}(x) \geq c_b$ and $\ell_{1,-1}(x) - \ell_{-1,-1}(x) \geq c_b$ a.s. over $x \in \mathcal{X}$ for some $c_b > 0$; (ii) there exist $\epsilon > 0$ such that $\epsilon \leq \eta(x) \leq 1 - \epsilon$ a.s. over $x \in \mathcal{X}$; (iii) there exists $M < \infty$ such that $|\ell_{f,y}(x)| \leq M$ a.s. over $x \in \mathcal{X}$ for all $f, y \in \{-1, 1\}$, where $\ell_{f,y} = \ell(f, y, x)$.

Assumption 3.1 (i) requires that the losses from wrong decisions exceed those of correct decisions. It ensures that $\omega(Y, X) \geq 0$ a.s., so that the convexification is actually possible¹² (ii) requires that $\eta(x)$ is non-degenerate for almost all states of the world $x \in \mathcal{X}$. (iii) requires that the loss function is bounded and is satisfied in our empirical application.

Next, we restrict the class of convexifying function ϕ in the following assumption.

Assumption 3.2. (i) $\phi : \mathbf{R} \rightarrow [0, \infty)$ is a convex and non-decreasing function with $\phi(0) = 1$; (ii) there exists some $L < \infty$ such that $|\phi(z) - \phi(z')| \leq L|z - z'|$ for all z, z' ; (iii) there exist $C > 0$ and $\gamma \in (0, 1]$ such that for all $x, c \in (0, 1)$, $|x - c| \leq C(x + c - 2xc - \inf_{y \in \mathbf{R}} Q_c(x, y))^\gamma$, where $Q_c(x, y) = x(1 - c)\phi(-y) + (1 - x)c\phi(y)$, $x, y \in \mathbf{R}$.

¹²Note that we can always define the losses from correct decisions as negative pay-offs.

Assumption 3.2 restricts the class of convexifying functions. We formulate it in a way that it can be verified for the Logistic, exponential, and Hinge convexifications; see also Lemmas A.4.3, A.4.4, and A.4.5 in the Online Appendix. We focus on these three convexifications since they cover the majority of ML algorithms used in practice, including the (penalized) logistic regression, boosting, deep learning, and support vector machines. Note also that Assumption 3.2 does not impose any restrictions on the loss function ℓ .

We will also use the following covariate-driven threshold rule defined by the asymmetry of the loss function ℓ :

$$c(x) = \frac{\ell_{1,-1}(x) - \ell_{-1,-1}(x)}{\ell_{-1,1}(x) - \ell_{1,1}(x) + \ell_{1,-1}(x) - \ell_{-1,-1}(x)}, \quad (2)$$

where $\ell_{f,y}(x) = \ell(f, y, x)$.

Our first result establishes the link between the optimal prediction f^* and the solution to the convexified risk minimization problem f_ϕ^* .

Proposition 3.1. *Suppose that Assumption 3.1 (i) is satisfied. Then the optimal prediction is*

$$f^*(x) = \begin{cases} 1 & \text{if } \eta(x) \geq c(x), \\ -1 & \text{if } \eta(x) < c(x), \end{cases}$$

where $c(x)$ is defined in equation (2). Suppose additionally that Assumptions 3.1 (ii) and 3.2 (i) are satisfied and that ϕ is differentiable. Then

$$\text{sign}(f_\phi^*(x)) = \begin{cases} 1 & \text{if } \eta(x) \geq c(x), \\ -1 & \text{if } \eta(x) < c(x). \end{cases}$$

The optimal decision rule¹³ $f^*(x) = \text{sign}(\eta(x) - c(x))$ is well-known, see, e.g., Boyes, Hoffman, and Low (1989), Schervish et al. (1989), Granger and Pesaran (2000), or Elliott and Lieli (2013).¹⁴ More importantly, Proposition 3.1 shows that the optimal decision rule for the convexified problem that can be easily solved in practice coincides with f^* . The threshold $c(x)$ corresponds to the fraction of net losses from false positives in the total net losses, hence, the decision $f(x) = 1$ is made whenever the choice probability $\Pr(Y = 1|X = x)$ exceeds the fraction of false positive losses. Note that in the symmetric binary classification case $\ell_{1,-1}(x) = \ell_{-1,1}(x) = 1$ and $\ell_{1,1}(x) = \ell_{-1,-1}(x) = 0$, so that $c(x) = 1/2$ and the optimal decision is $f^*(x) = 1$ if $\eta(x) = \Pr(Y = 1|X = x)$ exceeds $\Pr(Y = 0|X = x)$.

It is worth mentioning that our starting point is a fixed decision problem described by the loss function ℓ , which in conjunction with η determines the boundary separating the two decisions $\{x \in \mathcal{X} : \eta(x) - c(x) = 0\}$. Intuitively, the more the distribution of X , denoted P_X , is concentrated around this boundary, the harder it gets to predict accurately $Y \in \{-1, 1\}$. The following condition generalizes the so-called noise or margin condition of Tsybakov (2004) and quantifies the complexity of the decision problem.

¹³We define $\text{sign}(z) = \mathbb{1}_{z \geq 0} - \mathbb{1}_{z < 0}$ for all $z \in \mathbf{R}$.

¹⁴For completeness of presentation, we provide a concise proof in the Online Appendix.

Assumption 3.3. *Suppose that there exist $\alpha \geq 0$ and $C_m > 0$ such that*

$$P_X(\{x : |\eta(x) - c(x)| \leq u\}) \leq C_m u^\alpha, \quad \forall u > 0.$$

If $\alpha = 0$, then Assumption 3.3 does not impose any restrictions as we can always take $C_m = 1$, while larger values of α are more advantageous for classification. In the special case of the symmetric binary classification, $c(x) = 1/2$, and the extreme case of $\alpha = \infty$ corresponds $\eta(x) = \Pr(Y = 1|X = x)$ being bounded away from $1/2$, which is the boundary separating the two classes. We refer an interested reader to [Boucheron, Bousquet, and Lugosi \(2005\)](#), Section 5.2, for additional discussions of the margin condition as well as for equivalent formulations in the special case of the symmetric binary classification.

Our next result relates the convexified excess risk bound to the excess risk bound of the binary prediction problem with arbitrary loss function under the margin condition.

Theorem 3.1. *Suppose that Assumptions 3.1, 3.2, and 3.3 are satisfied. Then there exists $C_\phi < \infty$ such that for every measurable function $f : \mathcal{X} \rightarrow \mathbf{R}$*

$$\mathcal{R}(\text{sign}(f)) - \mathcal{R}^* \leq C_\phi [\mathcal{R}_\phi(f) - \mathcal{R}_\phi^*]^{\frac{\gamma(\alpha+1)}{\gamma\alpha+1}}.$$

The formal proof of this result the explicit constant C_ϕ appear in the Appendix. It is worth noting that our result nests the symmetric binary classification as a special case, see e.g. [Zhang \(2004\)](#), Theorem 2.1. Theorem 3.1 relates the excess risk of the sign of f to the convexified risk of f (note that the convexified risk is well-defined for arbitrary $f : \mathcal{X} \rightarrow \mathbf{R}$). Therefore, instead of solving the NP-hard empirical risk minimization problem, in practice, we can solve instead the convexified empirical risk minimization problem

$$\inf_{f \in \mathcal{F}} \frac{1}{n} \sum_{i=1}^n \omega(Y_i, X_i) \phi(-Y_i f(X_i)),$$

where \mathcal{F} is a class of measurable functions $f : \mathcal{X} \rightarrow [-1, 1]$, called soft prediction. Note that we restrict the range of soft predictions to $[-1, 1]$ since the risk is determined by the sign of f only.

3.3 Examples

We consider three examples of convexifying functions widely used in empirical applications. They are the logistic, exponential and hinge functions used respectively in the logistic regression, adaptive boosting, and the support vector machines; see Figure 1. Applying Theorem 3.1 allows us to implement suitably reweighted versions of thereof.

Example 3.1 (Logistic convexification). *Lemma A.4.3 in the Online Appendix shows that the function $\phi(z) = \log_2(1 + e^z)$ satisfies Assumption 3.2 with $\gamma = 1/2$ and $C = \sqrt{2 \log 2}$. The empirical risk minimization objective function is*

$$f \mapsto \frac{1}{n} \sum_{i=1}^n \omega(Y_i, X_i) \log_2 \left(1 + e^{-Y_i f(X_i)} \right).$$

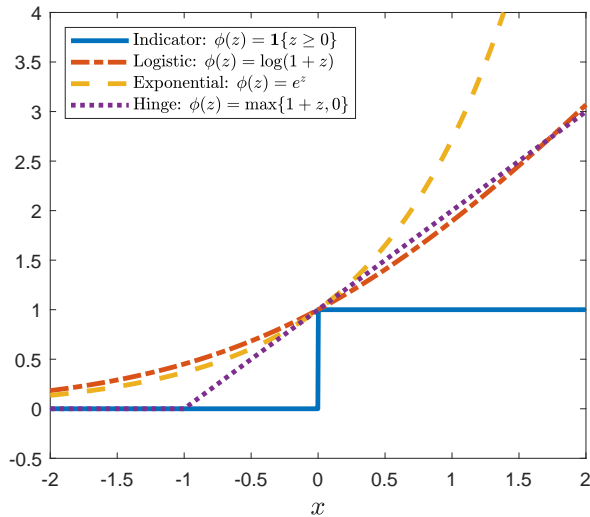


Figure 1: Convexifications corresponding to Logit, Boosting, and SVM.

In the symmetric case $a(x) = 0$ and $b(x) = b$, and the empirical risk minimization problem is equivalent to the logistic regression

$$f \mapsto -\frac{1}{n} \sum_{i=1}^n \log \left(1 + e^{-Y_i f(X_i)} \right).$$

The logistic convexifying function is also a default choice in several implementations of the gradient boosting, including the very popular state-of-the-art extreme gradient boosting (XGBoost) algorithm of [Chen and Guestrin \(2016\)](#) as well as the deep learning.¹⁵ This example, therefore, shows how a suitably reweighted for the asymmetries of the loss function logistic regression can be used for economic binary decisions.

Example 3.2 (Exponential convexification). *Lemma A.4.5 in the Online Appendix shows that $\phi(z) = \exp(z)$, the exponential convexifying function, satisfies Assumption 3.2 with $\gamma = 1/2$ and $C = 2$. The empirical risk minimization objective function is*

$$f \mapsto \frac{1}{n} \sum_{i=1}^n \omega(Y_i, X_i) e^{-Y_i f(X_i)}.$$

In the symmetric case it reduces to the objective function used in the adaptive boosting (AdaBoost)

$$f \mapsto -\frac{1}{n} \sum_{i=1}^n e^{-Y_i f(X_i)};$$

see [Friedman, Hastie, and Tibshirani \(2000\)](#).

¹⁵In particular, boosting algorithms can be considered as the empirical risk minimization solved via the functional gradient descent, often with some additional regularization. Therefore, our theory provides a justification for the loss-based reweighting of the XGBoost.

This example, therefore, shows that one can use the adaptive boosting with a suitable reweighing for binary decision problems with a generic loss function.

Example 3.3 (Hinge convexification). *Lemma A.4.4 in the Online Appendix shows that $\phi(z) = (1+z)_+$,¹⁶ the hinge convexifying function, satisfies Assumption 3.2 with $\gamma = 1$ and $C = 1$. The empirical risk minimization objective function is*

$$f \mapsto \frac{1}{n} \sum_{i=1}^n \omega(Y_i, X_i) (1 - Y_i f(X_i))_+.$$

In the symmetric case it reduces to the objective function used in the support vector machines

$$f \mapsto \frac{1}{n} \sum_{i=1}^n (1 - Y_i f(X_i))_+,$$

see Vapnik (1995).¹⁷ The hinge convexification is also a popular choice for symmetric deep learning problems.

The solution to the convexified empirical risk minimization problems, denoted \hat{f}_n , allows us to construct data-driven binary decisions $\text{sign}(\hat{f}_n)$. Can we back out the estimates of conditional probabilities $\eta(x) = \Pr(Y = 1|X = x)$ from \hat{f}_n ? Since \hat{f}_n is an estimator of the solution to the convexified problem f_ϕ^* , Lemmas A.4.3 and A.4.5 in the Online Appendix imply that

$$\eta(x) = \frac{1}{1 + \frac{1-c(x)}{c(x)} e^{-k f_\phi^*(x)}}$$

with $k = 1$ for the Logistic convexification and $k = 2$ in the exponential case. Plugging \hat{f}_n instead of f_ϕ^* , we obtain estimates of conditional probabilities $\hat{\eta}$ that can qualitatively supplement binary predictions if needed. In particular, in the symmetric case with $c(x) = 1/2$ (recall equation (2)), we recover the (nonparametric) estimate of the conditional probability that corresponds to the standard logistic regression.

4 Excess risk bounds

The convexified empirical risk minimization problem consists of minimizing the empirical risk

$$\hat{\mathcal{R}}_\phi(f) = \frac{1}{n} \sum_{i=1}^n \omega(Y_i, X_i) \phi(-Y_i f(X_i))$$

over some class of functions $f : \mathcal{X} \rightarrow [-1, 1]$, denoted \mathcal{F}_n . Let \hat{f}_n be a solution to $\inf_{f \in \mathcal{F}_n} \hat{\mathcal{R}}_\phi(f)$, and let f_n^* be a solution to $\inf_{f \in \mathcal{F}_n} \mathcal{R}_\phi(f)$. Put also $\|f\|_q = (\mathbb{E}|f(X)|^q)^{1/q}$, $q \geq 1$ with a convention that $\|\cdot\|_2 = \|\cdot\|$. The following assumption requires that the risk function is sufficiently curved around the minimizer.

¹⁶For $a \in \mathbb{R}$, $(a)_+ = \max\{a, 0\}$.

¹⁷The support vector machines has typically an additional Tikhonov regularization.

Assumption 4.1. *There exist some $c_\phi > 0$ and $\kappa \geq 1$ such that for every $f \in \mathcal{F}_n$*

$$\mathcal{R}_\phi(f) - \mathcal{R}_\phi^* \geq c_\phi \|f - f_\phi^*\|^{2\kappa}.$$

It is worth mentioning that in light of Assumption 3.1 imposed on the loss function ℓ , Assumption 4.1 is mainly about the curvature of the convexifying function ϕ . In particular, it is typically satisfied with $\kappa = 1$ when ϕ'' is strictly positive, which is the case for the Logistic and exponential convexifications; see Lemmas A.4.7 and A.4.9 in the Online Appendix. On the other hand, it holds with $\kappa = 1 + 1/\alpha$ in the Hinge case, where α is the margin parameter from the Assumption 3.3. It is worth mentioning that the curvature condition in Assumption 4.1 is typically used to establish bounds on $\|f - f_\phi^*\|$ and may not be needed to establish the *slow* convergence rates of the excess risk. However, this condition is typically used to obtain the *fast* convergence rates for the excess risk; see Koltchinskii (2006).

We first state the oracle inequality for the excess risk in terms of the *local Rademacher complexity* of the class \mathcal{F}_n defined as

$$\psi_n(\delta; \mathcal{F}_n) \triangleq \mathbb{E} \left[\sup_{f \in \mathcal{F}_n: \|f - f_n^*\|^2 \leq \delta} |R_n(f - f_n^*)| \right],$$

where $R_n(f - f_n^*) = \frac{1}{n} \sum_{i=1}^n \varepsilon_i (f(X_i) - f_n^*(X_i))$ is a Rademacher process, i.e., $(\varepsilon_i)_{i=1}^n$ are i.i.d. in $\{-1, 1\}$ with probabilities 1/2. An attractive feature of this complexity measure is that it only depends on the local complexity of the parameter space in the neighborhood of the minimizer and provides a sharp description of the learning problem; see Koltchinskii (2006). At the same time, the local Rademacher complexities are general enough to provide a unified theoretical treatment for different methods and can be used to deduce oracle inequalities in many interesting examples. For a function $\psi : \mathbf{R}_+ \rightarrow \mathbf{R}_+$, put $\psi^b(\sigma) = \sup_{\delta \geq \sigma} [\psi(\delta)/\delta]$ and for a constant $\kappa \geq 1$, put $\psi_\kappa^\sharp(\epsilon) = \inf \{ \sigma > 0 : \sigma^{1/\kappa-1} \psi^b(\sigma^{1/\kappa}) \leq \epsilon \}$. The transform ψ_κ^\sharp is a generalization of the \sharp -transform introduced in Koltchinskii (2006) and describes the fixed point of the local Rademacher complexity in our setting. The following result holds:¹⁸

Theorem 4.1. *Suppose that Assumptions 3.1, 3.2, 3.3, and 4.1 are satisfied and $(Y_i, X_i)_{i=1}^n$ is an i.i.d. sample. Then there exist $q > 1$ and $\epsilon > 0$ such that for every $t > 0$ with probability at least $1 - c_q e^{-t}$*

$$\mathcal{R}(\text{sign}(\hat{f}_n)) - \mathcal{R}^* \lesssim \left[\psi_{n,\kappa}^\sharp(\epsilon) + \left(\frac{t}{n} \right)^{\frac{\kappa}{2\kappa-1}} + \frac{t}{n} + \inf_{f \in \mathcal{F}_n} \mathcal{R}_\phi(f) - \mathcal{R}_\phi^* \right]^{\frac{\gamma(\alpha+1)}{\gamma\alpha+1}},$$

where $c_q = \frac{q}{q-1} \vee e$.

The proof of this result with the exact constant appears in the Appendix. Theorem 4.1 tells us that the accuracy of the binary decision $\text{sign}(\hat{f}_n)$ depends on the fixed point of the local Rademacher complexity of the class $\psi_{n,\kappa}^\sharp$, and the approximation error to the convexified risk of the optimal prediction. The accuracy also depends on the convexifying function through exponents γ and κ , as well as the margin parameter α . Note that in the special case when $\kappa = 1$, Theorem 4.1 recovers Koltchinskii (2011), Proposition 4.1; see also Massart (2000, 2007). In the following subsections, we illustrate this result for parametric and nonparametric binary decision rules.

¹⁸Proofs for all results in this section appear in Online Appendix Section A.4.

4.1 Parametric predictions

We start with illustrating our risk bounds for parametric binary decision rules. The parametric binary decision rule is defined $\text{sign}(f_{\hat{\theta}})$ with $\hat{\theta}$ solving

$$\inf_{\theta \in \Theta} \frac{1}{n} \sum_{i=1}^n \omega(Y_i, X_i) \phi(-Y_i f_{\theta}(X_i)),$$

where $f_{\theta}(x) = \sum_{j=1}^p \theta_j \varphi_j(x)$, $\theta \in \Theta \subset \mathbf{R}^p$, and $(\varphi_j)_{j \geq 1}$ is a collection of functions in $L_2(P_X)$, called the dictionary. This covers the linear functions $f_{\theta}(x) = x^{\top} \theta$ as well as nonlinear functions of covariates provided that the dictionary $(\varphi_j)_{j \geq 1}$ contains nonlinear transformations. The most popular choice of convexifying function is the logistic function $\phi(z) = \log_2(1 + e^z)$. More generally, we have the following result for any convexifying function satisfying Assumption 3.2.

Theorem 4.2. *Under assumptions of Theorem 4.1*

$$\mathbb{E} \left[\mathcal{R}(\text{sign}(\hat{f}_n)) - \mathcal{R}^* \right] \lesssim \left[\left(\frac{p}{n} \right)^{\frac{\kappa}{2\kappa-1}} + \inf_{f \in \mathcal{F}_n} \mathcal{R}_{\phi}(f) - \mathcal{R}_{\phi}^* \right]^{\frac{\gamma(\alpha+1)}{\gamma\alpha+1}}.$$

It follows from Lemmas A.4.3, A.4.4, A.4.5, A.4.7, and A.4.9 that for the logistic and the exponential functions $\gamma = 1/2$ and $\kappa = 1$ while for the hinge function $\gamma = 1$ and $\kappa = 1 + 1/\alpha$. Therefore, in all three cases, for parametric predictions we obtain

$$\mathbb{E}[\mathcal{R}(\text{sign}(\hat{f}_n)) - \mathcal{R}^*] \lesssim \left(\frac{p}{n} \right)^{\frac{1+\alpha}{2+\alpha}} + \left[\inf_{f \in \mathcal{F}_n} \mathcal{R}_{\phi}(f) - \mathcal{R}_{\phi}^* \right]^{\frac{\gamma(\alpha+1)}{\gamma\alpha+1}},$$

uniformly over a set of distributions restricted in Theorem 4.2. In the parametric approach, we typically ignore the approximation error and the dimension p is kept fixed, which is appropriate when the signal-to-noise ratio is low and the variance term dominates the bias. In this case the convergence rate of the "variance" term can be anywhere between $O(n^{-1/2})$ and $O(n^{-1})$ depending on margin exponent α . Note that the three convexifying functions lead to the same convergence rate of the "variance" term, so we can safely use the Logistic convexifying function. Besides simplicity, this choice is also attractive for the following reasons: 1) it is differentiable, hence, amenable to the gradient optimization, unlike the Hinge function; 2) it leads to the Logistic MLE in the symmetric case; 3) it has slightly better constant in the upper bound of Theorem 3.1 than the exponential function. However, from the nonparametric point of view, the choice of the convexifying function is more subtle. In particular, the Hinge convexification can approximate better the 0-1 decision boundary in terms of the "bias" term leading to the minimax optimal convergence rates for neural networks.

In the high-dimensional case, when p is large relative to n , we can consider the weighted empirical risk minimization problem with the LASSO penalty

$$\min_{\theta \in \Theta} \frac{1}{n} \sum_{i=1}^n \omega(Y_i, X_i) \phi(-Y_i f_{\theta}(X_i)) + \lambda_n |\theta|_1,$$

where $|\cdot|_1$ is the ℓ_1 norm and $\lambda_n \downarrow 0$ is a tuning parameter. We can deduce from the Online Appendix, Theorem A.1 that for the Hinge, Logistic, and Exponential convexifications with probability at least $1 - \delta$

$$\mathcal{R}(\text{sign}(f_{\hat{\theta}})) - \mathcal{R}^* \lesssim \left(\frac{s \log(2p)}{n} + \frac{s \log(1/\delta)}{n} \right)^{\frac{\alpha+1}{\alpha+2}} + [\mathcal{R}_\phi(f_{\theta^*}) - \mathcal{R}_\phi^*]^{\frac{\gamma(\alpha+1)}{\gamma\alpha+1}}.$$

where s is the number of non-zero coefficients in a certain oracle $\theta^* \in \mathbf{R}^p$. According to this bound: 1) the size of the dictionary or the number of covariates (in the linear case) may increase exponentially with the sample size if s is small; 2) we can use the Logistic convexification in the low signal-to-noise settings, where the approximation error is small relatively to the "variance" term.

4.2 Boosting

Boosting amounts to combining several "weak" binary decisions into more sophisticated and powerful decision rules; see [Schapire, Freund, Bartlett, and Lee \(1998\)](#). The weak binary decision are typically constructed with shallow decision trees. An interesting feature of boosting is that the "weak" decisions may be only slightly better than the random guess while their combination may achieve the outstanding out-of-sample performance. For the asymmetric loss function, the boosting amounts to solving the following empirical risk minimization problem:

$$\inf_{f \in \mathcal{F}^{\text{B}}} \frac{1}{n} \sum_{i=1}^n \omega(Y_i, X_i) \phi(-Y_i f(X_i))$$

with $\mathcal{F}^{\text{B}} = \left\{ \sum_{j=1}^p \theta_j \varphi_j(x) : |\theta|_1 \leq \lambda, \varphi_j \in \mathcal{G}, p \in \mathbf{N} \right\}$, where \mathcal{G} is a base class of weak predictions. Exponential convexifying function $\phi(z) = \exp(z)$ is a popular choice, but the logistic function is also often considered; see [Friedman, Hastie, and Tibshirani \(2000\)](#) and [Blanchard, Lugosi, and Vayatis \(2003\)](#). The problem is then solved using a functional version of the gradient descent algorithm, often with additional regularization and tuning. Let \hat{f}_n be a solution of the empirical risk minimization problem described above, then:

Theorem 4.3. *Suppose that \mathcal{G} is a measurable class of functions from \mathcal{X} to $[-1, 1]$ with VC-dimension $V \geq 1$ and that ϕ is a logistic or exponential function. Then under assumptions of Theorem 4.1*

$$\mathbb{E} \left[\mathcal{R}(\text{sign}(\hat{f})) - \mathcal{R}^* \right] \lesssim \left[\left(\frac{C_V}{n} \right)^{\frac{2+V}{2(1+V)}} + \inf_{f \in \mathcal{F}^{\text{B}}} \mathcal{R}_\phi(f) - \mathcal{R}_\phi^* \right]^{\frac{\alpha+1}{\alpha+2}}$$

for some constant $C_V > 0$.

In the special case of the symmetric binary classification and correctly specified boosting class, Theorem 4.3 recovers the bound discussed in Section 5.4 of [Boucheron, Bousquet, and Lugosi \(2005\)](#). Note that the statistical accuracy of a binary decision is driven by the the complexity of the base class \mathcal{G} , which should have as low VC dimension as possible to minimize its impact on the first term and, at the same time, it should generate a sufficiently

rich class \mathcal{F}^B to make the approximation error as small as possible. We provide two examples of the baseline classes \mathcal{G} below.

Example 4.1 (Linear decision rules). *Consider the class of signs of linear functions*

$$\mathcal{G} = \left\{ x \mapsto \text{sign}(x^\top b + a) : a \in \mathbf{R}, b \in \mathbf{R}^d \right\}.$$

The VC-dimension of \mathcal{G} is $V = d + 1$ and the approximation error tends to zero for every P_X as $\lambda \rightarrow \infty$, see [Hornik, Stinchcombe, and White \(1989\)](#).

Example 4.2. *Let $(R_k)_{k=1}^K$ be a tree-structured partition of \mathcal{X} with cuts parallel to coordinate axes. Consider the class of decision trees with K terminal nodes*

$$\mathcal{G} = \left\{ x \mapsto 2 \sum_{k=1}^K \mathbb{1}_{R_k}(x) - 1 \right\}.$$

The VC-dimension of \mathcal{G} is $V \leq d \log(2d)$, see [Devroye, Györfi, and Lugosi \(1996\)](#) and the approximation error tends to zero as $\lambda \rightarrow \infty$, see [Breiman \(2000\)](#).

4.3 Deep learning

In this final subsection, we illustrate our excess risk bound for deep learning. The purpose of this section is to describe how exactly the neural network architecture has to be crafted in our setting of the asymmetric binary choice; see [Farrell, Liang, and Misra \(2021\)](#) and [Goodfellow, Bengio, and Courville \(2016\)](#) for a more comprehensive introduction. The deep learning amounts to fitting a neural network with several hidden layers, also known as a deep neural network.¹⁹ Recent empirical research suggests that the such multi-layer neural networks may outperform shallow neural networks not only for traditional numerical data, see [Chen, Pelger, and Zhu \(2019\)](#) and [Gu, Kelly, and Xiu \(2020\)](#), but also for non-standard data such as images, text, and speech data that receive an increasing recent attention in econometrics.

Fitting a deep neural network requires choosing the activation function $\sigma : \mathbf{R} \rightarrow \mathbf{R}$ and the network architecture. We focus on the ReLU activation function, $\sigma(z) = \max\{z, 0\}$, which is the most popular choice for deep networks.²⁰

The architecture consists of d neurons corresponding to covariates $X = (X_1, \dots, X_d) \in \mathbf{R}^d$, one output neuron corresponding to the soft prediction $f \in [-1, 1]$, and a number of hidden neurons. The final prediction is obtained with $\text{sign}(f) \in \{-1, 1\}$. Hidden neurons

¹⁹In Online Appendix Section A.3 we cover shallow learning. Multilayer neural network have been contemplated at least since [Ivakhnenko and Lapa \(1965\)](#), but their popularity increased tremendously only with more recent improvements in the computational power, optimization algorithms, and the empirical success.

²⁰Other activation functions used in the deep learning include: leaky ReLU, $\sigma(z) = \max\{\alpha z, 0\}, \alpha > 0$; exponential linear unit (ELU), $\sigma(z) = \alpha(e^z - 1)\mathbb{1}_{z < 0} + z\mathbb{1}_{z \geq 0}$; and scaled ELU.

are grouped in L layers, known as the *depth* of the network. A hidden neuron $j \geq 1$ in a layer $l \geq 1$ operates as

$$z \mapsto \sigma(z^\top a_j^{(l)} + b_j^{(l)}),$$

where z is the output of neurons from the layer $l - 1$ and $a_j^{(l)}, b_j^{(l)}$ are free parameters. The last layer and the output neuron produce together

$$z \mapsto \sigma(z + b^{(L)}c(x) + 1) - \sigma(z + b^{(L)}c(x) - 1) - 1 \in \mathbf{R},$$

where $b^{(L)}$ is the parameter to be estimated and $c(x)$ is a known decision cut-off function. The network architecture (L, \mathbf{w}) is described by the number of hidden layers L and a *width* vector $\mathbf{w} = (w_1, \dots, w_L)$, where w_l denotes the number of hidden neurons at a layer $l = 1, 2, \dots, L$. For completeness, put also $w_0 = d$ and $w_{L+1} = 2$. Our deep learning architecture can be arranged on a graph, see Figure 2. We focus on *feed-forward networks*, which means that we rule out backwards connections and loops. The network displayed in Figure 2 is called *fully connected* because it contains all possible connections between neurons on adjacent layers.

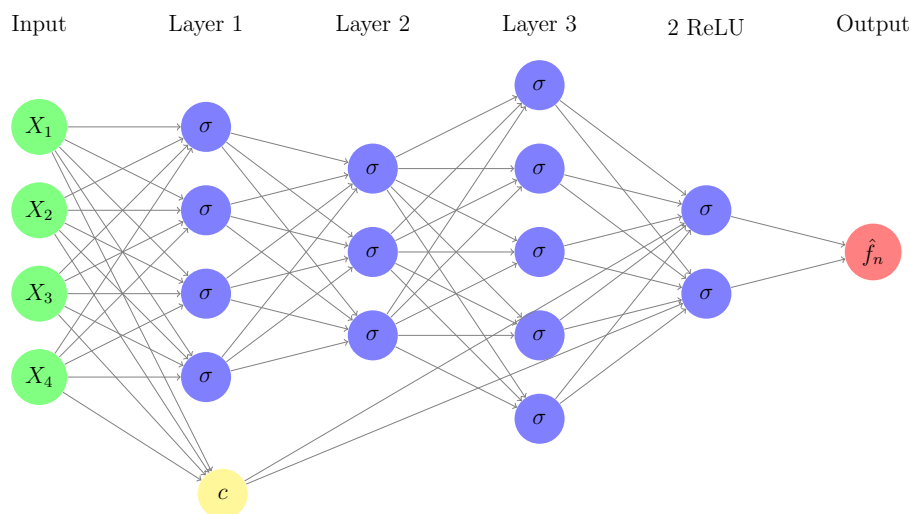


Figure 2: Directed graph of the deep learning architecture with $d = 4$ covariates, $L = 3$ hidden layers of width $\mathbf{w} = (4, 3, 5)$ neurons, and 2 outer ReLU neurons. The yellow neuron takes covariates $X \in \mathbf{R}^d$ as an input and produces $c(X) \in \mathbf{R}$, which is fed directly in 2 ReLU neurons.

Our final deep learning architecture (L, \mathbf{w}) is

$$\mathcal{F}_n^{\text{DNN}} = \{x \mapsto \sigma(\theta(x) + c(x)d + 1) - \sigma(\theta(x) + c(x)d - 1) - 1 : |d| \leq n, \theta \in \Theta_n^{\text{DNN}}\},$$

with the inner layer replaced by the deep neural network

$$\Theta_n^{\text{DNN}} = \{\theta(x) = A_{L-1}\sigma_{\mathbf{b}_{L-1}} \circ \dots \circ A_1\sigma_{\mathbf{b}_1} \circ A_0x : \|\theta\|_\infty \leq F\},$$

where each A_l is $w_{l+1} \times w_l$ matrix of network weights and for two vectors $y = (y_1, \dots, y_r)$ and $\mathbf{b} = (b_1, \dots, b_r)$ (a bias vector), we put

$$\sigma_{\mathbf{b}} \circ y = \begin{pmatrix} \sigma(y_1 + b_1) \\ \vdots \\ \sigma(y_r + b_r) \end{pmatrix}.$$

The following assumption restricts the smoothness of the conditional probability and imposes some assumptions on how the network architecture should scale with the sample size. For simplicity, we define the width of the network as the maximum width across all layers and denote it as $W_n = \max_{0 \leq l \leq L} w_l$.

Assumption 4.2. (i) $\eta \in W_R^{\beta, \infty}[0, 1]^d$ for some $R > 0$ and $\beta \in \mathbf{N}$; (ii) the neural network architecture is such that the depth is $L_n \leq C_L K_n \log K_n$ and the width is $W_n \leq C_W J_n \log J_n$, for some $C_L, C_W > 0$ and some $J_n \leq n^a$ and $K_n \leq n^b$ such that and $J_n K_n \leq (n / \log^6 n)^{d / (2\beta(2+\alpha) + 2d)}$ for some $a, b \geq 0$.

It is worth mentioning that we allow for neural networks with a fixed depth L_n and increasing width W_n as well as for deep networks with increasing depth L_n and a fixed width W_n . The key requirement is that the product $J_n K_n$ increases at the rate specified in Assumption 4.2 (ii). Let $\mathcal{F}_n^{\text{DNN}}$ be a set of neural networks with the architecture satisfying Assumption 4.2, where weights and biases $\{A_0, A_l, b_l, l = 1, \dots, L\}$ are allowed to take arbitrary real values.

The soft deep learning prediction \hat{f}_n is a solution to the empirical risk minimization problem with the hinge convexification

$$\inf_{f \in \mathcal{F}_n^{\text{DNN}}} \frac{1}{n} \sum_{i=1}^n \omega(Y_i, X_i) (1 - Y_i f(X_i))_+.$$

The following result holds for the binary decision estimated with the deep learning.

Theorem 4.4. Suppose that $(Y_i, X_i)_{i=1}^n$ is an i.i.d. sample from a distribution satisfying Assumptions 3.1, 3.2, 3.3, and 4.2, and denoted $\mathcal{P}(\alpha, \beta)$. Then for every $t > 0$ with probability at least $1 - c_q e^{-t}$

$$\mathcal{R}(\text{sign}(\hat{f}_n)) - \mathcal{R}^* \lesssim \left(\frac{\log^6 n}{n} \right)^{\frac{(1+\alpha)\beta}{(2+\alpha)\beta+d}} + \left(\frac{t}{n} \right)^{\frac{1+\alpha}{2+\alpha}} + \frac{t}{n}$$

uniformly over the set of distributions satisfying Assumptions of the theorem, denoted $\mathcal{P}(\alpha, \beta)$. In particular,

$$\sup_{P \in \mathcal{P}(\alpha, \beta)} \mathbb{E}_P \left[\mathcal{R}(\text{sign}(\hat{f}_n)) - \mathcal{R}^* \right] \lesssim \left(\frac{\log^6 n}{n} \right)^{\frac{(1+\alpha)\beta}{(2+\alpha)\beta+d}}.$$

Note that in the special case of symmetric binary classification this result recovers, the convergence rate recently obtained in Kim, Ohn, and Kim (2021), Theorem 3.3, which in turn allows only for neural networks with bounded weights and a very slowly diverging

depth of order $L_n = O(\log n)$. In particular, this rate matches the minimax lower bound apart for the $\log n$ factor; see [Audibert and Tsybakov \(2007\)](#).

In the Supplementary Material, Section [SM.1](#), we investigate the performance of various asymmetric machine learning methods following the implementation described in this section. We find that introducing asymmetries in the loss function can reduce the total costs of decisions and equalize the discrepancy in false positive/negative mistakes across subgroups.

5 Pretrial Detention Decisions - Racial Bias and Recidivism Revisited

The U.S. criminal justice system costs have skyrocketed over the past decades. In California, thirty years ago, 10% of the state general fund went to higher education and 3% went to prisons; today, 11% goes to prisons and 7.5% to higher education according to figures quoted by [Baughman \(2017\)](#). The main purpose of this section is to apply our novel econometric methods to the problem of recidivism and bias in pretrial detention. At the outset we should note that we only provide a succinct discussion here of a vast number of papers written by scholars across different fields and do not try to cite all relevant works.

Among economists, the idea to apply machine learning to pretrial detention decisions has recently been explored by [Kleinberg, Lakkaraju, Leskovec, Ludwig, and Mullainathan \(2018\)](#), among others.²¹ They note that pretrial detention decisions provide an attractive template for when and how machine learning might be used to improve on decisions made by judges and does not pertain to uncovering causal relationships. The main contribution of our paper is to show how machine learning taking into account social planner preferences can be incorporated directly into the digital decision process. To that end, we use a comprehensive cost-benefit analysis by [Baughman \(2017\)](#) to build a preference-based approach for this particular application. It is beyond the scope of the current paper to provide an exhaustive and comprehensive empirical analysis, an endeavor we leave for future research. The focus of this section is therefore limited: to assess how asymmetric risks affect machine learning decisions in a simple ideal setting of great practical relevance. The purpose here is to apply the new econometric tools developed in this paper and show how they can potentially improve machine learning application applied at a larger scale.

Judges have to assess the risk whether a defendant, if released, would fail to appear in court or be rearrested for a new crime.²² The decision to detain or release a defendant has economic and social benefits and costs. A decision to detain an individual has costs directly affecting the detainee and indirect/social costs to the detainee’s family, employer, government, and the detention center. On the flip side, releasing the individual has direct and societal benefits, provided no criminal acts will ensue. Recidivism, one of the most fundamental concepts in criminal justice, refers to a person’s relapse into criminal behavior.

²¹A recent economic policy initiative at the Brookings Institution (Hamilton Project 2019-05, see [Dobbie and Yang \(2019\)](#)) is an excellent source of academic as well as policy discussions.

²²In some states judges are asked to only consider flight risk, not public safety risk.

While this is already a complex problem, things become even more complicated when the economic and social costs of racial discrimination are factored into the discussions. Black - low, moderate or high risk felony arrestees - are treated differently, which brings us to the fairness issues. Even after accounting for demographic and charge characteristics of defendants, there are significant differences across counties. For example Harris County in Texas is 34 percent more likely to detain black defendants compared to white defendants with the same observable characteristics, while Baltimore County in Maryland is 1 percent less likely to detain black defendants compared to white defendants; see [Reaves \(2013\)](#) and [Dobbie and Yang \(2019\)](#).

We use data from Broward County, Florida originally compiled by ProPublica; see [Larson, Mattu, Kirchner, and Angwin \(2016\)](#). Following their analysis, we only consider defendants who were assigned COMPAS risk scores within 30 days of their arrest, and were not arrested for an ordinary traffic offense. In addition, we restrict our analysis to only those defendants who spent at least two years (after their COMPAS evaluation) outside a correctional facility without being arrested for a violent crime, or were arrested for a violent crime within this two-year period. Following standard practice, we use this two-year violent recidivism metric to approximate the benefit of detention. In particular we set $Y_i = 1$ for those who re-offended, and $Y_i = -1$ for those who did not. In [Table 2](#) we report some summary statistics for our data. The total number of records is 11181, with 8972 male defendants. We have 3695 cases of recidivism and a racial mix dominated by African-Americans and Caucasian, respectively 5751 and 3822 in numbers. The binary outcome *is-recid* indicates that 3695 out of the total of 11181 resulted in recidivism. The largest crime category is the aggravated assault, with 2771 cases and the smallest is murder with 9 observations. The minimum age is 18 with a median of 31.

It is not the purpose to compare machine learning outcomes with human decisions (as in [Kleinberg, Lakkaraju, Leskovec, Ludwig, and Mullainathan \(2018\)](#)) or to compare machine learning outcomes with COMPAS.²³ Instead we examine how preference-based machine learning, explicitly taking into account asymmetries, compares to standard machine learning methods (such as those applied by [Kleinberg, Lakkaraju, Leskovec, Ludwig, and Mullainathan \(2018\)](#) who use boosted trees or the various fairness enhanced algorithms as in [Corbett-Davies, Pierson, Feller, Goel, and Huq \(2017\)](#), among others).

We rely on a two-group setup appearing in [Table 1](#) also used in the previous section where the protected group ($G = 1$) are African-American offenders. Our analysis involves asymmetric costs that are covariate-driven and based on a comprehensive cost-benefit analysis for the U.S. pretrial detention decision provided [Baughman \(2017\)](#) which we summarize in [Table](#)

²³COMPAS, assigns defendants risk scores between 1 and 10 that indicate how likely they are to commit a violent crime based on more than 100 factors, including age, sex and criminal history. Defendants classified as high risk are much more likely to be detained while awaiting trial than those classified as low risk. COMPAS does not explicitly use race as an input. Nevertheless, the aforementioned ProPublica article revealed that black defendants are substantially more likely to be classified as high risk. In addition, among defendants who ultimately did not re-offend, blacks were more than twice as likely as whites to be labeled as risky.

Table 1: Asymmetric costs with protected group

Asymmetric costs for two-group population, where x_i , c_i , and d_i are individual i characteristics, with d_i the pretrial duration, c_i the crime being arrested for, and x_i a vector of other characteristics. The protected group is represented by $G = 1$.

	G = 0		G = 1	
	$f(0, z) = 1$	$f(0, z) = -1$	$f(1, z) = 1$	$f(1, z) = -1$
Y = 1	$\ell_{1,1}^0(x_i, c_i, d_i)$	$\ell_{-1,1}^0(x_i, c_i, d_i)$	$\ell_{1,1}^1(x_i, c_i, d_i)$	$\ell_{-1,1}^1(x_i, c_i, d_i)$
Y = -1	$\ell_{1,-1}^0(x_i, c_i, d_i)$	$\ell_{-1,-1}^0(x_i, c_i, d_i)$	$\ell_{1,-1}^1(x_i, c_i, d_i)$	$\ell_{-1,-1}^1(x_i, c_i, d_i)$

SM.5 in the Supplementary Material. The cost-benefit covariate-driven costs functions to characterize the risk $\mathcal{R}(f)$ are as follows:

$$\begin{aligned}
 \ell_{1,1}^G(x_i, c_i, d_i) &= \gamma_{eb}^G(x_i)EBD(c_i) + ECD(d_i) \\
 \ell_{1,-1}^G(x_i, c_i, d_i) &= \gamma_{eb}^G(x_i)C(x_i, c_i) \\
 \ell_{-1,1}^G(x_i, c_i, d_i) &= \lambda_{ec}^G(x_i)ECD(d_i) \\
 \ell_{-1,-1}^G(x_i, c_i, d_i) &= \rho^G(x_i)
 \end{aligned} \tag{3}$$

with $EBD(c_i)$ the economic benefit of detention which depends on the type of crime committed by individual i , $ECD(d_i)$ the economic cost of detention which depends on detention duration d_i , and $C(x_i, c_i)$ the expected cost of recidivism in the event of a false negative verdict. Details regarding the functions $EBD(c_i)$, $ECD(d_i)$ and $C(x_i, c_i)$ appear in the Supplementary Material Section SM.2. Finally, $\gamma_{eb}^G(x_i)$, $\lambda_{ec}^G(x_i)$ and $\rho^G(x_i)$ are scaling functions which reflect preference attitudes towards members of the protect population where we put $\gamma_{eb}^G(x_i) = \lambda_{ec}^G(x_i)$ and equal to one for $G = 0$ and equal to two for $G = 1$. Finally we set $\rho^G(x_i) = 0$.

We consider the following empirical model specifications: (1) logistic regression covered in Section 4.1, (2) shallow and deep learning in Section 4.3, Online Appendix Section A.3, and (3) boosting covered in Section 4.2. In each case we compare symmetric versus asymmetric costs, with the latter involving two costs schemes. In all specifications we use as dependent variable a dummy of Recidivism occurrence. The explanatory variables are: (a) race as a categorical variable, (b) gender using female indicator, (c) crime history: prior count of crimes, (d) COMPASS score, (e) crime factor: whether crime is felony or not and (e) interaction between race factor and compass score.

The results are reported in Table 3. We report respectively: (a) True & False Positive/Negative Costs, (b) overall cost, (c) True & Positives/Negatives, (d) True/False Positive Rates, (e) area under the ROC curve (AUC) during the training and testing sample. For each estimation procedure we compare side-by-side the unweighted, i.e. traditional symmetric, and weighted procedure. Let us start with the logistic regression model. The overall costs are smaller for the weighted, down roughly 10 % compared with the unweighted estimation. This is driven by smaller True Positive Costs (or more precisely larger gains)

and False Negative Costs. In contrast, False Positive Costs - meaning keeping the wrong people in jail - are higher with the weighted estimator. In terms of AUC both in- and out-of-sample we do not see much improvement, however. We keep more criminals in jail, release slightly less people (true negatives), and release less the wrong people and thereby reduce recidivism with the weighted estimator of the model. The Boosting model yields results that are worse, both in terms of weighted versus unweighted and vis-à-vis the logistic regression, although the AUC results are overall better than for the logistic regression.

The No Hidden Layer model appears in Table 3 since it allows us to bridge the logistic regression with the shallow and deep learning models. We look at hinge and Logistic Loss functions, and again the standard unweighted versus the novel weighted estimator approach proposed in our paper. Let us start with Logistic Loss estimates, which should match those of the logistic regression model reported in the first panel of the table, as is indeed the case. More interesting is to compare the hinge Loss with the Logistic one. Here, we clearly see that for the unweighted estimator we observe a lower cost with the logistic, but the reverse is true for the weighted estimators. This being said, the difference between hinge and Logistic are typically small.

Turning to shallow and deep learning models, we obtain the best results with a two-layer deep learning model using hinge Loss when we compare overall costs (at 5442) which is roughly a 10 % reduction compared to the weighted logistic regression model we started out with. In terms of AUC, however, one would favor the Logistic Loss with two hidden layers, or even the three-layer deep learning model with Logistic Loss. The patterns in terms of True & False Positive/Negative Costs, True & Positives/Negatives, or True/False Positive Rates are mostly similar to the findings reported for the unweighted versus weighted logistic regression model in the first panel.

6 Conclusions

This paper provides a new perspective on the problem of the data-driven binary decision problems with a generic loss functions that may depend on covariates and contributes more broadly to the growing literature at the intersection of the econometrics and machine learning. We suggest an extremely simple reweighting of the logistic regression or state-of-the-art machine learning techniques, such as boosting and (deep) neural networks, and establish several supporting theoretical results. Our approach constitutes a significant advantage relative to other approaches previously considered in the literature and allows obtaining valid binary predictions for outsized and high-dimensional datasets frequently encountered in the modern empirical practice.

Our theory shows that the valid parametric and nonparametric binary predictions can be obtained for arbitrary loss functions based on the appropriately reweighed convexified empirical risk minimization. In particular, in the parametric case, the reweighed logistic regression delivers valid binary predictions even when the choice probabilities are not Logistic. We also show that the carefully crafted shallow and deep neural networks deliver nonparametric asymmetric binary predictions that are optimal from the minimax point of view (up to the $\log n$ factor). It is also worth recalling that the nonparametric asymmet-

ric binary prediction problem can be easier than the nonparametric regression when the distribution satisfies the margin condition.

We apply our methodology to the pretrial decisions and recidivism and find that the binary decisions produced by the ML methods taking into account the economic consequences of such decisions can reduce the total costs. Our work opens several directions for future research. First, it calls for a more careful application of machine learning classification methods to economic decisions where the costs/benefits are more important than the simple misclassification errors. Second, various economic applications often involve multi-class decisions and to that end Farrell, Liang, and Misra (2021), Lemma 9 could potentially be extended to the asymmetric case provided that the suitable convexification result is established.

References

- ANTHONY, M., AND P. L. BARTLETT (2009): *Neural network learning: Theoretical foundations*. Cambridge University Press.
- ATHEY, S., AND G. W. IMBENS (2019): “Machine learning methods that economists should know about,” *Annual Review of Economics*, 11, 685–725.
- ATHEY, S., AND S. WAGER (2021): “Policy learning with observational data,” *Econometrica*, 89(1), 133–161.
- AUDIBERT, J.-Y., AND A. B. TSYBAKOV (2007): “Fast learning rates for plug-in classifiers,” *Annals of Statistics*, 35(2), 608–633.
- BABII, A., E. GHYSELS, AND J. STRIAUKAS (2019): “High-dimensional Granger causality tests with an application to VIX and news,” *arXiv preprint arXiv:1912.06307*.
- BAHNSEN, A. C., D. AOUADA, AND B. OTTERSTEN (2014): “Example-dependent cost-sensitive logistic regression for credit scoring,” in *2014 13th International conference on machine learning and applications*, pp. 263–269. IEEE.
- BAHNSEN, A. C., D. AOUADA, AND B. OTTERSTEN (2015): “Example-dependent cost-sensitive decision trees,” *Expert Systems with Applications*, 42(19), 6609–6619.
- BAROCAS, S., M. HARDT, AND A. NARAYANAN (2020): “Fairness and machine learning: Limitations and Opportunities,” Incomplete working draft available at <http://Fairmlbook.org>.
- BARTLETT, P. L., N. HARVEY, C. LIAW, AND A. MEHRABIAN (2019): “Nearly-tight VC-dimension and Pseudodimension Bounds for Piecewise Linear Neural Networks,” *Journal of Machine Learning Research*, 20(63), 1–17.

- BARTLETT, P. L., M. I. JORDAN, AND J. D. MCAULIFFE (2006): “Convexity, classification, and risk bounds,” *Journal of the American Statistical Association*, 101(473), 138–156.
- BAUER, B., AND M. KOHLER (2019): “On deep learning as a remedy for the curse of dimensionality in nonparametric regression,” *Annals of Statistics*, 47(4), 2261–2285.
- BAUGHMAN, S. B. (2017): “Costs of Pretrial Detention,” *Boston University Law Review*, 97(1).
- BELLONI, A., V. CHERNOZHUKOV, D. CHETVERIKOV, C. HANSEN, AND K. KATO (2018): “High-dimensional econometrics and regularized GMM,” *arXiv preprint arXiv:1806.01888*.
- BELLONI, A., V. CHERNOZHUKOV, D. CHETVERIKOV, AND K. KATO (2015): “Some new asymptotic theory for least squares series: Pointwise and uniform results,” *Journal of Econometrics*, 186(2), 345–366.
- BELLONI, A., V. CHERNOZHUKOV, AND C. HANSEN (2014): “High-dimensional methods and inference on structural and treatment effects,” *Journal of Economic Perspectives*, 28(2), 29–50.
- BICKEL, P. J., Y. RITOV, AND A. B. TSYBAKOV (2009): “Simultaneous analysis of Lasso and Dantzig selector,” *The Annals of statistics*, 37(4), 1705–1732.
- BLANCHARD, G., G. LUGOSI, AND N. VAYATIS (2003): “On the rate of convergence of regularized boosting classifiers,” *Journal of Machine Learning Research*, 4, 861–894.
- BOUCHERON, S., O. BOUSQUET, AND G. LUGOSI (2005): “Theory of classification: A survey of some recent advances,” *ESAIM: Probability and Statistics*, 9, 323–375.
- BOYES, W. J., D. L. HOFFMAN, AND S. A. LOW (1989): “An econometric analysis of the bank credit scoring problem,” *Journal of Econometrics*, 40(1), 3–14.
- BREIMAN, L. (2000): “Some infinity theory for predictor ensembles,” Discussion paper.
- BÜHLMANN, P., AND S. VAN DE GEER (2011): *Statistics for high-dimensional data: methods, theory and applications*. Springer Science & Business Media.
- CHEN, J., X. CHEN, AND E. TAMER (2020): “Optimal Estimation of Expectation Functionals of Nonparametric Conditional Moments via Neural Networks,” Discussion paper Harvard and Yale.
- CHEN, L., M. PELGER, AND J. ZHU (2019): “Deep learning in asset pricing,” *Available at SSRN 3350138*.
- CHEN, T., AND C. GUESTRIN (2016): “Xgboost: A scalable tree boosting system,” in *Proceedings of the 22nd acm sigkdd international conference on knowledge discovery and data mining*, pp. 785–794.

- CHEN, X. (2007): “Large sample sieve estimation of semi-nonparametric models,” in *Handbook of Econometrics - Volume 6b*, ed. by J. J. Heckman, and E. E. Leamer, pp. 5549–5632. Elsevier.
- CHEN, X., AND S. C. LUDVIGSON (2009): “Land of addicts? an empirical investigation of habit-based asset pricing models,” *Journal of Applied Econometrics*, 24(7), 1057–1093.
- CHEN, X., J. RACINE, AND N. R. SWANSON (2001): “Semiparametric ARX neural-network models with an application to forecasting inflation,” *IEEE Transactions on Neural Networks*, 12(4), 674–683.
- CHEN, X., AND X. SHEN (1998): “Sieve extremum estimates for weakly dependent data,” *Econometrica*, pp. 289–314.
- CHEN, X., AND H. WHITE (1999): “Improved rates and asymptotic normality for nonparametric neural network estimators,” *IEEE Transactions on Information Theory*, 45(2), 682–691.
- CHETVERIKOV, D., AND J. R.-V. SØRENSEN (2021): “Analytic and bootstrap-after-cross-validation methods for selecting penalty parameters of high-dimensional M-estimators,” *arXiv preprint arXiv:2104.04716*.
- CHOULDECHOVA, A. (2017): “Fair prediction with disparate impact: A study of bias in recidivism prediction instruments,” *Big data*, 5(2), 153–163.
- CORBETT-DAVIES, S., E. PIERSON, A. FELLER, S. GOEL, AND A. HUQ (2017): “Algorithmic decision making and the cost of fairness,” in *Proceedings of the 23rd ACM SIGKDD International Conference on Knowledge Discovery and Data Mining*, pp. 797–806.
- COWGILL, B., AND C. E. TUCKER (2019): “Economics, fairness and algorithmic bias,” *Journal of Economic Perspectives*, forthcoming.
- DATTA, A., M. C. TSCHANTZ, AND A. DATTA (2015): “Automated experiments on ad privacy settings: A tale of opacity, choice, and discrimination,” *Proceedings on Privacy Enhancing Technologies*, 2015(1), 92–112.
- DEVROYE, L., L. GYÖRFI, AND G. LUGOSI (1996): *A probabilistic theory of pattern recognition*, vol. 31. Springer.
- DOBBIE, W., AND C. YANG (2019): “Proposals for Improving the US Pretrial System,” Hamilton Project Policy Proposal 2019-05, Brookings Institution.
- DWORK, C., M. HARDT, T. PITASSI, O. REINGOLD, AND R. ZEMEL (2012): “Fairness through awareness,” in *Proceedings of the 3rd Innovations in Theoretical Computer Science Conference*, pp. 214–226.
- ELKAN, C. (2001): “The foundations of cost-sensitive learning,” in *International joint conference on artificial intelligence*, vol. 17, pp. 973–978. Lawrence Erlbaum Associates Ltd.

- ELLIOTT, G., AND R. P. LIELI (2013): “Predicting binary outcomes,” *Journal of Econometrics*, 174(1), 15–26.
- ELLIOTT, G., AND A. TIMMERMANN (2016): *Economic Forecasting*. Princeton University Press.
- FARRELL, M. H., T. LIANG, AND S. MISRA (2020): “Deep Learning for Individual Heterogeneity,” *arXiv preprint arXiv:2010.14694*.
- (2021): “Deep neural networks for estimation and inference: Application to causal effects and other semiparametric estimands,” *Econometrica*, 89(1), 181–213.
- FRIEDMAN, J., T. HASTIE, AND R. TIBSHIRANI (2000): “Additive logistic regression: a statistical view of boosting (with discussion and a rejoinder by the authors),” *Annals of Statistics*, 28(2), 337–407.
- GALLANT, A. R., AND H. WHITE (1988): “There exists a neural network that does not make avoidable mistakes,” in *IEEE 1988 International Conference on Neural Networks*, pp. 657–664.
- (1992): “On learning the derivatives of an unknown mapping with multilayer feedforward networks,” *Neural Networks*, 5(1), 129–138.
- GOODFELLOW, I., Y. BENGIO, AND A. COURVILLE (2016): *Deep learning*. MIT Press.
- GRANGER, C. W. (1969): “Prediction with a generalized cost of error function,” *Journal of the Operational Research Society*, 20(2), 199–207.
- (1995): “Modelling nonlinear relationships between extended-memory variables,” *Econometrica*, 63, 265–279.
- GRANGER, C. W., AND M. H. PESARAN (2000): “Economic and statistical measures of forecast accuracy,” *Journal of Forecasting*, 19(7), 537–560.
- GU, S., B. KELLY, AND D. XIU (2020): “Empirical asset pricing via machine learning,” *Review of Financial Studies*, 33(5), 2223–2273.
- HORNIK, K., M. STINCHCOMBE, AND H. WHITE (1989): “Multilayer feedforward networks are universal approximators.,” *Neural networks*, 2(5), 359–366.
- HUTCHINSON, J. M., A. W. LO, AND T. POGGIO (1994): “A nonparametric approach to pricing and hedging derivative securities via learning networks,” *Journal of Finance*, 49(3), 851–889.
- IVAKHNENKO, A., AND V. LAPA (1965): “Cybernetic Predictive Devices (in Russian),” .
- KAMISHIMA, T., S. AKAHO, H. ASOH, AND J. SAKUMA (2012): “Fairness-aware classifier with prejudice remover regularizer,” in *Joint European Conference on Machine Learning and Knowledge Discovery in Databases*, pp. 35–50. Springer.

- KIM, Y., I. OHN, AND D. KIM (2021): “Fast convergence rates of deep neural networks for classification,” *Neural Networks*, 138, 179–197.
- KITAGAWA, T., AND A. TETENOV (2018): “Who should be treated? Empirical welfare maximization methods for treatment choice,” *Econometrica*, 86(2), 591–616.
- KLEINBERG, J., H. LAKKARAJU, J. LESKOVEC, J. LUDWIG, AND S. MULLAINATHAN (2018): “Human decisions and machine predictions,” *Quarterly Journal of Economics*, 133(1), 237–293.
- KLEINBERG, J., J. LUDWIG, S. MULLAINATHAN, AND A. RAMBACHAN (2018): “Algorithmic fairness,” in *AEA Papers and Proceedings*, vol. 108, pp. 22–27.
- KLEINBERG, J., S. MULLAINATHAN, AND M. RAGHAVAN (2016): “Inherent trade-offs in the fair determination of risk scores,” arXiv preprint arXiv:1609.05807.
- KOENKER, R., AND G. BASSETT (1978): “Regression quantiles,” *Econometrica*, pp. 33–50.
- KOLTCHINSKII, V. (2006): “Local Rademacher complexities and oracle inequalities in risk minimization,” *Annals of Statistics*, 34(6), 2593–2656.
- (2011): *Oracle Inequalities in Empirical Risk Minimization and Sparse Recovery Problems: Ecole d’Eté de Probabilités de Saint-Flour XXXVIII-2008*, vol. 2033. Springer.
- LARSON, J., S. MATTU, L. KIRCHNER, AND J. ANGWIN (2016): “How We Analyzed the COMPAS Recidivism Algorithm,” *ProPublica (5 2016)*.
- LEE, T.-H., H. WHITE, AND C. W. GRANGER (1993): “Testing for neglected nonlinearity in time series models: A comparison of neural network methods and alternative tests,” *Journal of Econometrics*, 56(3), 269–290.
- LI, W. V., X. TONG, AND J. J. LI (2020): “Bridging Cost-sensitive and Neyman-Pearson Paradigms for Asymmetric Binary Classification,” arXiv preprint arXiv:2012.14951.
- LU, J., Z. SHEN, H. YANG, AND S. ZHANG (2021): “Deep network approximation for smooth functions,” *arXiv preprint arXiv:2001.03040*.
- LUGOSI, G., AND N. VAYATIS (2004): “On the Bayes-risk consistency of regularized boosting methods,” *The Annals of statistics*, 32(1), 30–55.
- MANSKI, C. F. (1975): “Maximum score estimation of the stochastic utility model of choice,” *Journal of econometrics*, 3(3), 205–228.
- MANSKI, C. F., AND T. S. THOMPSON (1989): “Estimation of best predictors of binary response,” *Journal of Econometrics*, 40(1), 97–123.
- MARGINEANTU, D. D. (2002): “Class probability estimation and cost-sensitive classification decisions,” in *European Conference on Machine Learning*, pp. 270–281. Springer.

- MASNADI-SHIRAZI, H., AND N. VASCONCELOS (2007): “Asymmetric boosting,” in *Proceedings of the 24th international conference on Machine learning*, pp. 609–619.
- MASSART, P. (2000): “Some applications of concentration inequalities to statistics,” in *Annales de la Faculté des sciences de Toulouse: Mathématiques*, vol. 9, pp. 245–303.
- (2007): *Concentration Inequalities and Model Selection: Ecole d’Eté de Probabilités de Saint-Flour XXXIII-2003*. Springer.
- MCCULLOCH, W. S., AND W. PITTS (1943): “A logical calculus of the ideas immanent in nervous activity,” *The Bulletin of Mathematical Biophysics*, 5(4), 115–133.
- MEHTA, P., C. S. BABU, S. K. V. RAO, AND S. KUMAR (2020): “DeepCatch: Predicting Return Defaulters in Taxation System using Example-Dependent Cost-Sensitive Deep Neural Networks,” in *2020 IEEE International Conference on Big Data (Big Data)*, pp. 4412–4419. IEEE.
- MHASKAR, H. N. (1996): “Neural networks for optimal approximation of smooth and analytic functions,” *Neural computation*, 8(1), 164–177.
- NEWAY, W. K., AND J. L. POWELL (1987): “Asymmetric least squares estimation and testing,” *Econometrica*, pp. 819–847.
- PESARAN, M. H., AND S. SKOURAS (2002): “Decision-based methods for forecast evaluation,” *A companion to economic forecasting*, pp. 241–267.
- RAMBACHAN, A., J. KLEINBERG, J. LUDWIG, AND S. MULLAINATHAN (2020): “An economic approach to regulating algorithms,” Discussion paper, National Bureau of Economic Research.
- REAVES, B. (2013): *Felony defendants in large urban counties, 1990 - 2009*. State Court Processing Statistics, Bureau of Justice Statistics, Office of Justice Programs, U.S. Department of Justice, Washington, DC.
- ROSENBLATT, F. (1958): “The perceptron: a probabilistic model for information storage and organization in the brain,” *Psychological review*, 65(6), 386.
- SCHAPIRE, R. E., Y. FREUND, P. BARTLETT, AND W. S. LEE (1998): “Boosting the margin: A new explanation for the effectiveness of voting methods,” *Annals of Statistics*, 26(5), 1651–1686.
- SCHERVISH, M. J., ET AL. (1989): “A general method for comparing probability assessors,” *The annals of statistics*, 17(4), 1856–1879.
- SCHMIDT-HIEBER, J. (2020): “Nonparametric regression using deep neural networks with ReLU activation function,” *Annals of Statistics*, 48(4), 1875–1897.
- SCOTT, C. (2012): “Calibrated asymmetric surrogate losses,” *Electronic Journal of Statistics*, 6, 958–992.

- SEMENOVA, V. (2018): “Machine learning for dynamic discrete choice,” *arXiv preprint arXiv:1808.02569*.
- STEINWART, I. (2002): “Support vector machines are universally consistent,” *Journal of Complexity*, 18(3), 768–791.
- SUN, Y., M. S. KAMEL, A. K. WONG, AND Y. WANG (2007): “Cost-sensitive boosting for classification of imbalanced data,” *Pattern Recognition*, 40(12), 3358–3378.
- TING, K. M. (1998): “Inducing cost-sensitive trees via instance weighting,” in *European symposium on principles of data mining and knowledge discovery*, pp. 139–147. Springer.
- TSYBAKOV, A. B. (2004): “Optimal aggregation of classifiers in statistical learning,” *Annals of Statistics*, 32(1), 135–166.
- VAN DE GEER, S. (2008): “High-dimensional generalized linear models and the LASSO,” *Annals of Statistics*, 36(2), 614–645.
- VAPNIK, V. (1995): *The nature of statistical learning theory*. Springer.
- WEGKAMP, M. (2007): “Lasso type classifiers with a reject option,” *Electronic Journal of Statistics*, 1, 155–168.
- WHITE, H., AND J. RACINE (2001): “Statistical inference, the bootstrap, and neural-network modeling with application to foreign exchange rates,” *IEEE Transactions on Neural Networks*, 12(4), 657–673.
- WU, S.-H., K.-P. LIN, C.-M. CHEN, AND M.-S. CHEN (2008): “Asymmetric support vector machines: low false-positive learning under the user tolerance,” in *Proceedings of the 14th ACM SIGKDD international conference on Knowledge discovery and data mining*, pp. 749–757.
- XIA, Y., C. LIU, AND N. LIU (2017): “Cost-sensitive boosted tree for loan evaluation in peer-to-peer lending,” *Electronic Commerce Research and Applications*, 24, 30–49.
- ZEMEL, R., Y. WU, K. SWERSKY, T. PITASSI, AND C. DWORK (2013): “Learning fair representations,” in *Proceedings of the 30th International Conference on Machine Learning*, pp. 325–333.
- ZHANG, T. (2004): “Statistical behavior and consistency of classification methods based on convex risk minimization,” *Annals of Statistics*, pp. 56–85.

Table 2: Summary Statistics Data

Summary statistics of recidivism data set from Broward County, Florida originally compiled by ProPublica (see [Larson, Mattu, Kirchner, and Angwin \(2016\)](#)). We use an excerpt of the original data, considering only black and white defendants who were assigned COMPAS risk scores within 30 days of their arrest, were not arrested for an ordinary traffic offense, and defendants who spent at least two years (after their COMPAS evaluation) outside a correctional facility without being arrested for a violent crime, or were arrested for a violent crime within this two-year period. The entry *is_recid* pertains to the binary outcome of recidivism, Decile Score refers to the COMPAS score.

Gender	Male 8972	Female 2209				
is_recid	0 7486	1 3695				
Race	African American 5751	Asian 52	Caucasian 3822	Hispanic 910	Native American 30	Other 616
Crime	Aggravated Assault 2771	Arson 6275	Fraud 224	Household Burglary 577	Larceny Theft 1028	
	Rape Sexual Assault 38	Robbery 82	Murder 9	Motor Vehicle Theft 177		
	Min.	25% Quantile	Median	Mean	75% Quantile	Max
Decile Score	-1	2	4	4.577	7	10
Prior crime count	0	0	1	3.263	4	38
Age	18	25	31	34.33	42	96
Detention Days	0	0	1	21.69	8	2152

Table 3: Empirical Results

Empirical results with (1) logistic regression covered in Section 4.1, (2) shallow and deep learning in Section 4.3 and Online Appendix Section A.3, and (3) boosting covered in Section 4.2. The setting involves two groups with cost structure appearing in Table 1.

	Logistics		Boosting	
	Unweighted	Weighted	Unweighted	Weighted
True Positive Cost	-1310	-2150	-1674	-2332
False Negative Cost	5575	4771	5141	4085
True Negative Cost	0	0	0	0
False Positive Cost	2415	3289	3036	3680
Overall cost	6680	5909	6503	5433
TP	178	206	228	228
FN	577	549	527	527
TN	1438	1400	1411	1383
FP	105	143	132	160
TP Rate	0.24	0.27	0.30	0.30
FP Rate	0.07	0.09	0.09	0.10
AUC_train	0.69	0.67	0.73	0.71
AUC_test	0.69	0.67	0.7	0.68

	No Hidden Layer			
	Hinge Loss		Logistic Loss	
	Unweighted	Weighted	Unweighted	Weighted
True Positive Cost	-1930	-2360	-1310	-2150
False Negative Cost	4395	3971	5575	4771
True Negative Cost	0	0	0	0
False Positive Cost	4646	4186	2415	3289
Overall cost	7111	5797	6680	5909
TP	247	251	178	206
FN	508	504	577	549
TN	1341	1361	1438	1400
FP	202	182	105	143
TP Rate	0.33	0.33	0.24	0.27
FP Rate	0.13	0.12	0.07	0.09
AUC_train	0.7	0.69	0.69	0.67
AUC_test	0.69	0.68	0.69	0.67

Table 3 continued

Shallow Learning - One Hidden Layer				
	Hinge Loss		Logistic Loss	
	Unweighted	Weighted	Unweighted	Weighted
True Positive Cost	-1793	-2429	-2100	-2648
False Negative Cost	5402	4482	5748	4586
True Negative Cost	0	0	0	0
False Positive Cost	2806	3634	3059	3933
Overall cost	6415	5687	6707	5871
TP	199	227	211	234
FN	556	528	544	521
TN	1421	1385	1410	1372
FP	122	158	133	171
TP Rate	0.26	0.3	0.28	0.31
FP Rate	0.08	0.1	0.09	0.11
AUC_train	0.69	0.66	0.7	0.69
AUC_test	0.69	0.66	0.7	0.68

Deep Learning: Two Hidden Layers				
	Hinge Loss		Logistic Loss	
	Unweighted	Weighted	Unweighted	Weighted
True Positive Cost	-1677	-2266	-2045	-2149
False Negative Cost	5288	4488	5232	4763
True Negative Cost	0	0	0	0
False Positive Cost	2645	3220	3335	3381
Overall cost	6256	5442	6521	5994
TP	202	236	229	203
FN	553	519	526	552
TN	1428	1403	1398	1396
FP	115	140	145	147
TP Rate	0.27	0.31	0.3	0.27
FP Rate	0.07	0.09	0.09	0.1
AUC_train	0.64	0.62	0.7	0.69
AUC_test	0.65	0.64	0.7	0.68

Deep Learning: Three Hidden Layers				
	Hinge Loss		Logistic Loss	
	Unweighted	Weighted	Unweighted	Weighted
True Positive Cost	-1774	-2379	-2272	-2500
False Negative Cost	5495	4652	5642	4967
True Negative Cost	0	0	0	0
False Positive Cost	2530	3220	3427	3864
Overall cost	6251	5493	6796	6331
TP	192	235	234	217
FN	563	520	521	538
TN	1433	1403	1394	1375
FP	110	140	149	168
TP Rate	0.25	0.31	0.31	0.29
FP Rate	0.07	0.09	0.1	0.11
AUC_train	0.64	0.62	0.71	0.69
AUC_test	0.65	0.62	0.7	0.68

Technical Appendix

In this Appendix we provide the proofs of all the main theorems. In the Online Appendix section A.4 we cover the proofs of all the lemmas and propositions.

Proof of Theorem 3.1. Since $\gamma \in (0, 1]$, by convexity, $(\alpha x + (1-\alpha)y)^{1/\gamma} \leq \alpha x^{1/\gamma} + (1-\alpha)y^{1/\gamma}$ for all $x, y \in \mathbf{R}$ and $\alpha \in [0, 1]$. Setting $y = 0$ and $\alpha = z/x$ with $0 \leq z \leq x$, we deduce that $x \leq z^{1-1/\gamma} x^{1/\gamma}, \forall x \geq z \geq 0$. In particular, for $x = |\eta(X) - c(X)|$ and $z = \epsilon > 0$, we obtain

$$|\eta(X) - c(X)| \mathbb{1}_{|\eta(X) - c(X)| \geq \epsilon} \leq \epsilon^{1-1/\gamma} |\eta(X) - c(X)|^{1/\gamma}. \quad (\text{A.1})$$

Under Assumption 3.1 (i), by Online Appendix Lemma A.4.1 for every $f : \mathcal{X} \rightarrow \mathbf{R}$ and $\epsilon > 0$,

$$\begin{aligned} & \mathcal{R}(\text{sign}(f)) - \mathcal{R}^* = \\ &= \mathbb{E}_{\text{sign}(f)f^* < 0} [b(X)|\eta(X) - c(X)|] \\ &= \mathbb{E}_{\text{sign}(f)f^* < 0} [b(X)|\eta(X) - c(X)| \mathbb{1}_{|\eta(X) - c(X)| < \epsilon}] \\ &\quad + \mathbb{E}_{\text{sign}(f)f^* < 0} [b(X)|\eta(X) - c(X)| \mathbb{1}_{|\eta(X) - c(X)| \geq \epsilon}] \\ &\leq 4M\epsilon P_X(\{x : \text{sign}(f(x))f^*(x) < 0\}) + \epsilon^{\frac{\gamma-1}{\gamma}} \mathbb{E}_{\text{sign}(f)f^* < 0} [b(X)|\eta(X) - c(X)|^{1/\gamma}] \\ &\leq 4Mc_b^{-\frac{\alpha}{1+\alpha}} (2C_m)^{\frac{1}{1+\alpha}} \epsilon [\mathcal{R}(\text{sign}(f)) - \mathcal{R}^*]^{\frac{\alpha}{1+\alpha}} + \epsilon^{\frac{\gamma-1}{\gamma}} C^{1/\gamma} [\mathcal{R}_\phi(f) - \mathcal{R}_\phi^*], \end{aligned}$$

where the first inequality follows from $|b(X)| \leq 4M$ a.s. under Assumptions 3.1 (iii) and inequality (A.1); and the second by Lemma A.4.6 under Assumptions 3.1 (i) and 3.3, and

$$\begin{aligned} & \mathbb{E}_{\text{sign}(f)f^* < 0} [b(X)|\eta(X) - c(X)|^{1/\gamma}] \\ &\leq C^{1/\gamma} \mathbb{E}_{\text{sign}(f)f^* < 0} \left[b(X) \left(\eta(X) + c(X) - 2\eta(X)c(X) - \inf_{y \in \mathbf{R}} Q_{c(X)}(\eta(X), y) \right) \right] \\ &\leq C^{1/\gamma} [\mathcal{R}_\phi(f) - \mathcal{R}_\phi^*], \end{aligned}$$

which in turn follows by Assumption 3.2 (iii) and the Online Appendix equation (A.8). Therefore,

$$\mathcal{R}(\text{sign}(f)) - \mathcal{R}^* \leq 4Mc_b^{-\frac{\alpha}{1+\alpha}} (2C_m)^{\frac{1}{1+\alpha}} \epsilon [\mathcal{R}(\text{sign}(f)) - \mathcal{R}^*]^{\frac{\alpha}{1+\alpha}} + \epsilon^{\frac{\gamma-1}{\gamma}} C^{1/\gamma} [\mathcal{R}_\phi(f) - \mathcal{R}_\phi^*].$$

Setting $\epsilon = 0.5(4M)^{-1} c_b^{\frac{\alpha}{1+\alpha}} (2C_m)^{-\frac{1}{1+\alpha}} [\mathcal{R}(\text{sign}(f)) - \mathcal{R}^*]^{\frac{1}{1+\alpha}}$ and rearranging, we obtain

$$\mathcal{R}(\text{sign}(f)) - \mathcal{R}^* \leq C_\phi [\mathcal{R}_\phi(f) - \mathcal{R}_\phi^*]^{\frac{\gamma(1+\alpha)}{\gamma\alpha+1}},$$

with $C_\phi = (2^\gamma C)^{\frac{1+\alpha}{\gamma\alpha+1}} [c_b^\alpha / (2^{3\alpha+4} C_m M^{\alpha+1})]^{\frac{\gamma-1}{\gamma\alpha+1}}$. □

Proof of Theorem 4.1. By Theorem 3.1

$$\mathcal{R}(\text{sign}(\hat{f}_n)) - \mathcal{R}^* \leq C_\phi \left[\mathcal{R}_\phi(\hat{f}_n) - \mathcal{R}_\phi^* \right]^{\frac{\gamma(\alpha+1)}{\gamma\alpha+1}} \triangleq C_\phi \left[\mathcal{R}_\phi(\hat{f}_n) - \mathcal{R}_\phi(f_n^*) + \Delta_n \right]^{\frac{\gamma(\alpha+1)}{\gamma\alpha+1}} \quad (\text{A.2})$$

with $\Delta_n \triangleq \mathcal{R}_\phi(f_n^*) - \mathcal{R}_\phi^*$. We will bound the stochastic term by [Koltchinskii \(2011\)](#), Theorem 4.3. To that end, put $\mathcal{F}(\delta) = \{\ell \circ f : \mathcal{R}_\phi(f) - \mathcal{R}_\phi(f_n^*) \leq \delta, f \in \mathcal{F}_n\}$ for some $\delta > 0$ and $(\ell \circ f)(y, x) = \omega(y, x)\phi(-yf(x))$. Then for every $f \in \mathcal{F}_n$ such that $\ell \circ f \in \mathcal{F}(\delta)$

$$\begin{aligned} \|f - f_n^*\| &\leq \|f - f_\phi^*\| + \|f_\phi^* - f_n^*\| \leq c_\phi^{-\frac{1}{2\kappa}} [\mathcal{R}_\phi(f) - \mathcal{R}_\phi^*]^{\frac{1}{2\kappa}} + c_\phi^{-\frac{1}{2\kappa}} \Delta_n^{\frac{1}{2\kappa}} \\ &\leq 2^{1-\frac{1}{2\kappa}} c_\phi^{-\frac{1}{2\kappa}} [\mathcal{R}_\phi(f) - \mathcal{R}_\phi^* + \Delta_n]^{\frac{1}{2\kappa}} \leq 2^{1-\frac{1}{2\kappa}} [c_\phi^{-1}(\delta + 2\Delta_n)]^{\frac{1}{2\kappa}}, \end{aligned} \quad (\text{A.3})$$

where the second inequality follows under Assumption 4.1 and the third by Jensen's inequality since $x \mapsto x^{1/2\kappa}$ is concave on \mathbf{R}_+ for $\kappa \geq 1$. Therefore,

$$\mathcal{F}(\delta) \subset \left\{ \ell \circ f : \|f - f_n^*\| \leq 2[c_\phi^{-1}(\delta/2 + \Delta_n)]^{\frac{1}{2\kappa}}, f \in \mathcal{F}_n \right\}. \quad (\text{A.4})$$

Under Assumptions 3.1 (iii) and 3.2 (ii) for all $f_1, f_2 \in \mathcal{F}_n$ and all $(y, x) \in \{-1, 1\} \times \mathcal{X}$, we have $|(\ell \circ f_1)(y, x) - (\ell \circ f_2)(y, x)| \leq 4LM|f_1(x) - f_2(x)|$. In conjunction with inequalities in equations (A.3) and (A.4) this shows that the L_2 -diameter of $\mathcal{F}(\delta)$ satisfies $D(\delta) \triangleq \sup_{g_1, g_2 \in \mathcal{F}(\delta)} \|g_1 - g_2\| \leq 8LM[c_\phi^{-1}(\delta/2 + \Delta_n)]^{\frac{1}{2\kappa}}$, and whence

$$(D^2)^\flat(\sigma) \triangleq \sup_{\delta \geq \sigma} \frac{D^2(\delta)}{\delta} \leq (8LM)^2 c_\phi^{-1/\kappa} \sup_{\delta \geq \sigma} \delta^{\frac{1}{\kappa}-1} [0.5 + \Delta_n/\delta]^{\frac{1}{\kappa}} \leq (8LM)^2 c_\phi^{-1/\kappa} \sigma^{\frac{1}{\kappa}-1} [0.5 + \tau]^{\frac{1}{\kappa}},$$

where $\tau \triangleq \Delta_n/\sigma$. Likewise, it follows from the equation (A.4) that

$$\begin{aligned} \phi_n(\delta) &\triangleq \mathbb{E} \left[\sup_{g_1, g_2 \in \mathcal{F}(\delta)} |(P_n - P)(g_1 - g_2)| \right] \leq 2\mathbb{E} \left[\sup_{g \in \mathcal{F}(\delta)} |(P_n - P)(g - \ell \circ f_n^*)| \right] \\ &\leq 2\mathbb{E} \left[\sup_{f \in \mathcal{F}_n: \|f - f_n^*\| \leq 2[c_\phi^{-1}(\delta/2 + \Delta_n)]^{\frac{1}{2\kappa}}} |(P_n - P)(\ell \circ f - \ell \circ f_n^*)| \right] \\ &\leq 4\mathbb{E} \left[\sup_{f \in \mathcal{F}_n: \|f - f_n^*\| \leq 2[c_\phi^{-1}(\delta/2 + \Delta_n)]^{\frac{1}{2\kappa}}} |R_n(\ell \circ f - \ell \circ f_n^*)| \right] \\ &\leq 8\mathbb{E} \left[\sup_{f \in \mathcal{F}_n: \|f - f_n^*\| \leq 2[c_\phi^{-1}(\delta/2 + \Delta_n)]^{\frac{1}{2\kappa}}} |R_n(f - f_n^*)| \right] \\ &= 8\psi_n \left(4[c_\phi^{-1}(\delta/2 + \Delta_n)]^{\frac{1}{\kappa}}; \mathcal{F}_n \right), \end{aligned}$$

where we use the symmetrization and contraction inequalities, see [Koltchinskii \(2011\)](#), Theorems 2.1 and 2.3 since under Assumption 3.2 (i), $\phi(0) = 1$. This gives

$$\begin{aligned} \phi_n^\flat(\sigma) &= \sup_{\delta \geq \sigma} \frac{\phi_n(\delta)}{\delta} \leq \sup_{\delta \geq \sigma} \frac{8\psi_n \left(4\delta^{\frac{1}{\kappa}} [c_\phi^{-1}(0.5 + \tau)]^{\frac{1}{\kappa}}; \mathcal{F}_n \right)}{\delta} \\ &\leq 32\sigma^{\frac{1}{\kappa}-1} [c_\phi^{-1}(0.5 + \tau)]^{\frac{1}{\kappa}} \sup_{\delta \geq \sigma} \frac{\psi_n \left(4\delta^{\frac{1}{\kappa}} [c_\phi^{-1}(0.5 + \tau)]^{\frac{1}{\kappa}}; \mathcal{F}_n \right)}{4\delta^{\frac{1}{\kappa}} [c_\phi^{-1}(0.5 + \tau)]^{\frac{1}{\kappa}}} \end{aligned}$$

$$= 32\sigma^{\frac{1}{\kappa}-1} \left[c_\phi^{-1}(0.5 + \tau) \right]^{\frac{1}{\kappa}} \psi_n^b \left(4\sigma^{\frac{1}{\kappa}} \left[c_\phi^{-1}(0.5 + \tau) \right]^{\frac{1}{\kappa}} \right).$$

Next, by [Koltchinskii \(2011\)](#), Theorem 4.3, there exists $q > 1$ such that for every $t > 0$

$$\Pr \left(\mathcal{R}_\phi(\hat{f}_n) - \mathcal{R}_\phi(f_n^*) \leq \inf \{ \sigma : V_n^t(\sigma) \leq 1 \} \right) \geq 1 - c_q e^{-t}$$

with $c_q = \frac{q}{q-1} \vee e$ and

$$\begin{aligned} V_n^t(\sigma) &\triangleq 2q \left[\phi_n^b(\sigma) + \sqrt{\frac{(D^2)^b(\sigma)t}{n\sigma}} + \frac{t}{n\sigma} \right] \\ &\leq 64q\sigma^{\frac{1-\kappa}{\kappa}} \left[c_\phi^{-1}(0.5 + \tau) \right]^{\frac{1}{\kappa}} \psi_n^b \left(4\sigma^{\frac{1}{\kappa}} \left[c_\phi^{-1}(0.5 + \tau) \right]^{\frac{1}{\kappa}} \right) + 16LMqc_\phi^{\frac{-1}{2\kappa}} \sqrt{\frac{[0.5 + \tau]^{\frac{1}{\kappa}} t}{n\sigma^{2-\frac{1}{\kappa}}}} + \frac{2qt}{n\sigma}, \end{aligned}$$

which follows from our computations above. Note that if $\sigma \geq \Delta_n$, then $\tau = \Delta_n/\sigma \leq 1$, and

$$V_n^t(\sigma) \leq 16q\sigma^{\frac{1-\kappa}{\kappa}} \left(\frac{4^\kappa 3}{2c_\phi} \right)^{\frac{1}{\kappa}} \psi_n^b \left(\left[\frac{4^\kappa 3\sigma}{2c_\phi} \right]^{1/\kappa} \right) + 16qLM \left(\frac{3}{2c_\phi} \right)^{\frac{1}{2\kappa}} \sqrt{\frac{t}{n\sigma^{2-\frac{1}{\kappa}}}} + \frac{2qt}{n\sigma}.$$

Since all functions in this upper bound are decreasing in σ , we have $V_n^t(\sigma) \leq 1$ as soon as

$$\sigma \geq \frac{2c_\phi}{4^\kappa 3} \psi_{n,\kappa}^\# \left(\frac{c_\phi}{72q4^\kappa} \right) \vee \left(\frac{3(48qLM)^{2\kappa} t^\kappa}{2c_\phi n^\kappa} \right)^{\frac{1}{2\kappa-1}} \vee \frac{6qt}{n}.$$

Therefore, since $\inf \{ \sigma \leq \Delta_n : V_n^t(\sigma) \leq 1 \} \leq \Delta_n$, we obtain with $\epsilon = c_\phi/(72q4^\kappa)$

$$\inf \{ \sigma : V_n^t(\sigma) \leq 1 \} \leq \frac{2c_\phi}{4^\kappa 3} \psi_{n,\kappa}^\#(\epsilon) \vee \left(\frac{3(48qLM)^{2\kappa} t^\kappa}{2c_\phi n^\kappa} \right)^{\frac{1}{2\kappa-1}} \vee \frac{6qt}{n} + \Delta_n.$$

This shows that in conjunction with the inequality in equation (A.2), for every $t > 0$ with probability at least $1 - c_q e^{-t}$

$$\mathcal{R}(\text{sign}(\hat{f}_n)) - \mathcal{R}^* \leq C_\phi \left[\frac{2c_\phi}{4^\kappa 3} \psi_{n,\kappa}^\#(\epsilon) \vee \left(\frac{3(48qLM)^{2\kappa} t^\kappa}{2c_\phi n^\kappa} \right)^{\frac{1}{2\kappa-1}} \vee \frac{6qt}{n} + 2\Delta_n \right]^{\frac{\gamma(\alpha+1)}{\gamma\alpha+1}}.$$

□

Proof of Theorem 4.2. By [Koltchinskii \(2011\)](#), Proposition 3.2, for the linear class $\mathcal{F}_n = \{f_\theta(x) = \sum_{j=1}^p \theta_j \varphi_j(x) : \theta \in \mathbf{R}^p\}$, the local Rademacher complexity is bounded as $\psi_n(\delta; \mathcal{F}_n) \leq \sqrt{\delta p/n}$. This gives $\psi_n^b(\sigma) \leq \sqrt{p/(\sigma n)}$, and so $\psi_{n,\kappa}^\#(\epsilon) \leq (p/(n\epsilon^2))^{\frac{\kappa}{2\kappa-1}}$. Therefore, by Theorem 4.1 for every $t > 0$,

$$\Pr \left(\left[\mathcal{R}(\text{sign}(\hat{f}_n)) - \mathcal{R}^* \right]^{\frac{\gamma\alpha+1}{\gamma(\alpha+1)}} > K \left[\left(\frac{p}{n} \right)^{\frac{\kappa}{2\kappa-1}} + tn^{-\frac{\kappa}{2\kappa-1}} + \Delta_n \right] \right) \leq c_q e^{-t}.$$

where we use $t^{\kappa/(2\kappa-1)} \leq p \vee t$ since $\kappa \geq 1$, $\epsilon, c_q, C_\phi > 0, q > 1, \Delta_n$ as defined in the proof of Theorem 4.1, and put $K \triangleq C_\phi^{\frac{\gamma(\alpha+1)}{\gamma(\alpha+1)}} \left(\frac{2c_\phi}{4\kappa 3} \epsilon^{-\frac{2\kappa}{2\kappa-1}} \vee \left[\frac{3(48qLM)^{2\kappa}}{2c_\phi} \right]^{1/(2\kappa-1)} \vee 6q \vee 2 \right)$. Integrating the tail bound

$$\begin{aligned} \mathbb{E} \left[\left(\mathcal{R}(\text{sign}(\hat{f}_n)) - \mathcal{R}^* \right)^{\frac{\gamma(\alpha+1)}{\gamma(\alpha+1)}} \right] &= \int_0^\infty \Pr \left(\left[\mathcal{R}(\text{sign}(\hat{f}_n)) - \mathcal{R}^* \right]^{\frac{\gamma(\alpha+1)}{\gamma(\alpha+1)}} > u \right) du \\ &\leq K n^{-\frac{\kappa}{2\kappa-1}} \left\{ n^{\frac{\kappa}{2\kappa-1}} \left[\left(\frac{p}{n} \right)^{\frac{\kappa}{2\kappa-1}} + \Delta_n \right] + \int_0^\infty c_q e^{-t} dt \right\} \\ &\leq K \left[\left(\frac{p}{n} \right)^{\frac{\kappa}{2\kappa-1}} + \Delta_n \right] + K c_q n^{-\frac{\kappa}{2\kappa-1}}, \end{aligned}$$

where the second line follows by the change of variables $u = K \left[\left(\frac{p}{n} \right)^{\frac{\kappa}{2\kappa-1}} + t n^{-\frac{\kappa}{2\kappa-1}} + \Delta_n \right]$ and bounding the probability by 1 for $t < 0$. Since $\gamma \in (0, 1]$, by Jensen's inequality, this gives

$$\mathbb{E} \left[\mathcal{R}(\text{sign}(\hat{f}_n)) - \mathcal{R}^* \right] \leq \left\{ K \left[\left(\frac{p}{n} \right)^{\frac{\kappa}{2\kappa-1}} + \Delta_n \right] + K c_q n^{-\frac{\kappa}{2\kappa-1}} \right\}^{\frac{\gamma(\alpha+1)}{\gamma\alpha+1}}.$$

□

Proof of Theorem 4.3. By Lemmas A.4.3, A.4.5, and A.4.7, $\gamma = 1/2$ and $\kappa = 1$. By Koltchinskii (2011), Example 5 on p. 87, $\psi_{n,1}^\sharp(\epsilon) \leq (C_V/(n\epsilon^2))^{\frac{2+V}{2(1+V)}}$ for some constant $C_V > 0$ depending on V . Therefore, by Theorem 4.1, for every $t > 0$ with probability at least $1 - c_q e^{-t}$

$$\mathcal{R}(\text{sign}(\hat{f})) - \mathcal{R}^* \leq C_\phi \left[\frac{c_\phi}{6} \left(\frac{C_V}{n\epsilon^2} \right)^{\frac{2+V}{2(1+V)}} + \left(\frac{3(48qLM)^2}{2c_\phi} \vee 6q \right) \frac{t}{n} + 2 \inf_{f \in \mathcal{F}^B} \{ \mathcal{R}_\phi(f) - \mathcal{R}_\phi^* \} \right]^{\frac{\alpha+1}{\alpha+2}},$$

where the constants $\epsilon, c_q, C_\phi > 0$ and $q > 1$ are as in the proof of Theorem 4.1. The result follows from integrating the tail bound. □

Proof of Theorem 4.4. Under Assumption 4.2, by Lu, Shen, Yang, and Zhang (2021), Theorem 1.1, there exists $\eta_n \in \mathcal{F}_n^{\text{DNN}}$ with width $W_n \leq 17\beta^{d+1}3^d(J_n + 2)\log_2(8J_n)$ and depth $L_n \leq 18\beta^2(K_n + 2)\log_2(4K_n) + 2d$ such that

$$\|\eta_n - \eta\|_\infty \leq 85(\beta + 1)^d 8^\beta R \left(\frac{\log^6 n}{n} \right)^{\frac{\beta}{\beta(2+\alpha)+d}} \triangleq \varepsilon_n,$$

where we use that under Assumption 4.2 (ii) $J_n K_n \leq (n/\log^6 n)^{\frac{d}{2\beta(2+\alpha)+2d}}$. Put

$$f_n(x) \triangleq \sigma \left(\frac{\eta_n(x) - c(x)}{\varepsilon_n} + 1 \right) - \sigma \left(\frac{\eta_n(x) - c(x)}{\varepsilon_n} - 1 \right) - 1.$$

Then

$$f_n(x) = \begin{cases} 1 & \text{if } \eta_n(x) - c(x) > \varepsilon_n, \\ \frac{\eta_n(x) - c(x)}{\varepsilon_n} & \text{if } |\eta_n(x) - c(x)| \leq \varepsilon_n, \\ -1 & \text{if } \eta_n(x) - c(x) < -\varepsilon_n. \end{cases}$$

Then on the event $\{x \in \mathcal{X} : |\eta(x) - c(x)| > 2\varepsilon_n\}$, we have $f_n(x) = f_\phi^*(x)$. To see this note that $f_\phi^*(x) = \text{sign}(\eta(x) - c(x))$ and that if $\eta(x) > c(x)$, we have $\eta_n(x) - c(x) = (\eta(x) - c(x)) - (\eta(x) - \eta_n(x)) \geq \varepsilon_n$ while if $\eta(x) < c(x)$, we have $\eta_n(x) - c(x) < -\varepsilon_n$. Therefore, by Lemma A.4.8

$$\begin{aligned} \inf_{f \in \mathcal{F}_n^{\text{DNN}}} \mathcal{R}_\phi(f) - \mathcal{R}_\phi^* &\leq \mathcal{R}_\phi(f_n) - \mathcal{R}_\phi^* \\ &= \int_{\mathcal{X}} b|\eta - c||f_n - f_\phi^*| dP_X \\ &\leq 4M \int_{|\eta - c| \leq 2\varepsilon_n} |\eta - c||f_n - f_\phi^*| dP_X \\ &\leq 16M\varepsilon_n P_X(|\eta - c| \leq 2\varepsilon_n) \\ &\leq 2^{4+\alpha} MC_m \varepsilon_n^{1+\alpha}, \end{aligned}$$

where the third line follows since $|b(X)| \leq 4M$ under Assumption 3.1 (iii); the fourth since $|f_n - f_\phi^*| \leq 2$ in the region of integration; and the last under Assumption 3.3.

Let p_n be the total number of free parameters in Θ_n^{DNN} and let U_n be the total number of nodes in Θ_n^{DNN} . Note that $U_n \leq L_n W_n$ and that

$$p_n = \sum_{l=1}^{L-1} (w_{l+1} \times w_l + w_l) + w_1 \times w_0 \leq L_n W_n (W_n + 1) + W_n^2 \leq 3L_n W_n^2$$

Then by Bartlett, Harvey, Liaw, and Mehrabian (2019), Theorem 7, there exist universal constant $C_0 > 0$ such that $V \leq C_0 p_n L_n \log(U_n) \leq 3C_0 (L_n W_n)^2 \log(W_n L_n)$. Therefore, by Online Appendix Lemmas A.4.11 and A.4.12

$$\psi_{n,\kappa}^\#(\varepsilon) \leq C(3C_0)^{\frac{1+\alpha}{2+\alpha}} \left(\frac{(W_n L_n)^2 \log(W_n L_n)}{n} \log \left(\frac{n}{3C_0 (W_n L_n)^2 \log(W_n L_n)} \right) \right)^{\frac{1+\alpha}{2+\alpha}}.$$

Since under Assumption 4.2 (ii), $W_n L_n \leq abC_L C_W (n / \log^6 n)^{\frac{d}{2\beta(2+\alpha)+2d}} \log^2 n$, by Theorem 4.1 for every $t > 0$ with probability at least $1 - c_q e^{-t}$

$$\begin{aligned} \mathcal{R}(\text{sign}(\hat{f}_n)) - \mathcal{R}^* &\leq K \left(\frac{\log^6 n}{n} \right)^{\frac{\beta(1+\alpha)}{\beta(2+\alpha)+d}} + 2^{4+\alpha} MC_m \left(85(\beta+1)^d 8^\beta R \left(\frac{\log^6 n}{n} \right)^{\frac{\beta}{\beta(2+\alpha)+d}} \right)^{1+\alpha} \\ &\quad + \left(\frac{t}{n} \right)^{\frac{1+\alpha}{2+\alpha}} + \frac{t}{n} \end{aligned}$$

where $K > 0$ depends only on $\alpha, \beta, d, C_0, C_1, C > 0$. Integrating the tail bound, we obtain the second claim. \square

ONLINE APPENDIX

A.1 A review of some related literature

The paper most closely related to our work is by [Scott \(2012\)](#) who considers the binary classification with asymmetric constant losses for false-positive and false-negative mistakes and zero pay-offs for correct decisions. Therefore, his paper does not cover any of our motivating examples with group-sensitive binary decisions and/or losses/pay-offs that depend on the economic cost/benefit analysis.

A number of papers in computer science have suggested weighting of the loss function based on heuristic arguments. For instance, a Python package based on [Bahnsen, Aouada, and Ottersten \(2014\)](#); see <http://albahnsen.github.io/CostSensitiveClassification/Intro.html>. [Bahnsen, Aouada, and Ottersten \(2014\)](#) introduced weights in the logistic regression heuristically. A number of papers were written subsequently, see [Bahnsen, Aouada, and Ottersten \(2015\)](#), [Mehta, Babu, Rao, and Kumar \(2020\)](#) and [Xia, Liu, and Liu \(2017\)](#) among others, mostly with practical computer science applications such as fraud detection, e-commerce, or marketing, but without rigorous foundational developments.

There is also a substantial literature on classification with imbalanced or corrupted classes, where weighting is done to improve the accuracy of a classifier, which can be highly sensitive to over-represented and/or noisy classes; see [Ting \(1998\)](#) and [Sun, Kamel, Wong, and Wang \(2007\)](#) among others. This literature considers weights that are different from ours, e.g., based on the empirical number of instances in a given class, or proportional to the inverse of expected costs that are simulated with the importance or rejection sampling.

The potential for ML algorithmic outcomes to reproduce and reinforce existing discrimination against legally protected groups has been of great concern lately. In response, there is a burgeoning literature in computer science dealing with fairness-aware classification decision rules. Much of the literature in computer science approaches the problem of algorithmic fairness by first introducing a definition of a fair prediction function.²⁴ Economists have argued that defining fairness in terms of properties of the underlying prediction function may not be appealing. One reason is that many commonly used definitions of fairness in the computer science literature cannot be simultaneously satisfied (the so-called impossibility theorem, see [Chouldechova \(2017\)](#), [Kleinberg, Mullainathan, and Raghavan \(2016\)](#) among others). Economists instead emphasize that one should focus on preferences (of a social planner) regarding the treatment of protected groups. The fact that economists emphasize the importance of general loss functions also reinforces the importance of the contributions of our paper regarding the ongoing discussions of fairness in automated binary decision/classification problems.

The optimal decisions with asymmetric loss functions typically yield covariate-driven threshold rules. This is the case for the general social planner setting studied by [Rambachan,](#)

²⁴[Barocas, Hardt, and Narayanan \(2020\)](#) provide a textbook (in progress) treatment of fairness in machine learning from a computer science perspective.

Kleinberg, Ludwig, and Mullainathan (2020) as well as the special cases studied by Corbett-Davies, Pierson, Feller, Goel, and Huq (2017) and Kleinberg, Ludwig, Mullainathan, and Rambachan (2018), among others. To the best of our knowledge, there is no theory that supports empirical implementation under general conditions involving either parametric predictors, boosting, shallow and deep learning. We provide such theory for all these types of estimators.²⁵ In particular, one of the main contributions of our paper is to show that predicting binary outcomes with arbitrary loss functions can be achieved via a very simple reweighting of the logistic regression, or other state-of-the-art machine learning techniques, such as boosting or (deep) neural networks. We establish the theoretical guarantees for both methods for arbitrary loss functions, and in particular, we show that a carefully crafted (deep) neural network achieves the minimax optimal convergence rates (up to the $\log n$ factors) of the excess risk.

A.2 LASSO

In this section, we consider the uniform excess risk bounds for convexified empirical risk minimization with LASSO penalty. For a vector $\theta = (\theta_1, \dots, \theta_p)^\top \in \mathbf{R}^p$, let $|\theta|_q = \left(\sum_{j=1}^p |\theta_j|^q\right)^{1/q}$ denote its ℓ_q norm when $q \geq 1$ and let $|\theta|_0 = \sum_{j=1}^p \mathbb{1}_{\theta_j \neq 0}$.

Recall that the weighted convexified empirical risk is

$$\widehat{\mathcal{R}}_\phi(f) = \frac{1}{n} \sum_{i=1}^n \omega(Y_i, X_i) \phi(-Y_i f(X_i)).$$

For a finite dictionary $\{\varphi_1, \dots, \varphi_p\}$ with $\varphi_j : \mathcal{X} \rightarrow \mathbf{R}$, consider the function

$$f_\theta(x) = \sum_{j=1}^p \theta_j \varphi_j(x), \quad \theta \in \Theta \subset \mathbf{R}^p$$

and the corresponding binary decision rule $\text{sign}(f_\theta(x))$. Note that this setting covers the linear decision rules, $f_\theta(x) = \sum_{j=1}^p \theta_j x_j$, as a special case. Consider the binary decision rule $\text{sign}(f_{\hat{\theta}})$ with $\hat{\theta}$ solving the weighted empirical risk minimization problem with the LASSO penalty

$$\inf_{\theta} \widehat{\mathcal{R}}_\phi(f_\theta) + \lambda_n |\theta|_1,$$

where $\lambda_n \downarrow 0$ is a sequence of regularization parameters as described in the following assumption.

Assumption A.2.1. *Suppose that for some $c > 1$ and $\delta \in (0, 1)$, the tuning parameter satisfies*

$$\lambda_n \geq 8cLF^* \sqrt{\frac{2 \log(2p)}{n}} + 4cLMF^* \sqrt{\frac{2 \log(1/\delta)}{n}},$$

²⁵Our framework also allows for the support vector machines and the ℓ_1 regularized methods. The focus on boosting and (deep) neural networks is motivated by the fact that these methods are frequently the most successful in various classification ML competitions.

where F^* is a constant such that $\max_{1 \leq j \leq p} |\varphi_j(X)| \leq F^*$ and the constants L, M are as in Assumptions 3.1 and 3.2.

Put $\varphi(X) = (\varphi_1(X), \dots, \varphi_p(X))^\top$. The following assumption states the identification condition, known as the restricted eigenvalue condition; see [Bickel, Ritov, and Tsybakov \(2009\)](#).

Assumption A.2.2. For an integer $s \leq p$

$$\Phi^2(S) \triangleq \min_{\substack{\Delta \neq 0 \\ |\Delta_{S^c}|_1 \leq c_0 |\Delta_S|_1}} \frac{\Delta^\top \mathbb{E} [\varphi(X) \varphi(X)^\top] \Delta}{|\Delta_S|_2^2} > 0, \quad \forall S \subset \{1, \dots, p\} \text{ with } |S| \leq s,$$

where for $\Delta \in \mathbf{R}^p$ and $S \subset \{1, \dots, p\}$, we use $\Delta_S \in \mathbf{R}^p$ to denote the vector with the same coordinates as Δ on S and zeros on S^c , and $c_0 = (2c + 1)/(c - 1)$ with $c > 1$ as in Assumption A.2.1.

This condition is not very restrictive, and is satisfied whenever the matrix $\mathbb{E} [\varphi(X) \varphi(X)^\top]$ has the smallest eigenvalue bounded away from zero; see also [Belloni, Chernozhukov, Chetverikov, and Kato \(2015\)](#).

Let θ^* be a solution to

$$\inf_{\theta: |S_\theta| \leq s} \left\{ 6(2\kappa - 1) \left(\frac{2\sqrt{|S_\theta|} \lambda_n}{\Phi(S_\theta) c_\phi^{1/2\kappa}} \right)^{\frac{2\kappa}{2\kappa-1}} + 3[\mathcal{R}_\phi(f_\theta) - \mathcal{R}_\phi^*] \right\}, \quad (\text{A.1})$$

where $S_\theta = \{1 \leq j \leq p : \theta_j \neq 0\}$ is the support of $\theta \in \mathbf{R}^p$.

The following result describes the excess risk bounds for binary decisions obtained with asymmetric LASSO; see also [Chetverikov and Sørensen \(2021\)](#), [Belloni, Chernozhukov, Chetverikov, Hansen, and Kato \(2018\)](#), [van de Geer \(2008\)](#), and [Wegkamp \(2007\)](#) for related results.

Theorem A.1. Suppose that Assumptions 3.1, 3.2, 3.3, 4.1, A.2.1, and A.2.2 are satisfied. Then with probability at least $1 - \delta$

$$\mathcal{R}(\text{sign}(f_{\hat{\theta}})) - \mathcal{R}^* \lesssim \left[(s\lambda_n^2)^{\frac{\kappa}{2\kappa-1}} + \mathcal{R}_\phi(f_{\theta^*}) - \mathcal{R}_\phi^* \right]^{\frac{\gamma(\alpha+1)}{\gamma\alpha+1}}.$$

Proof. Since $\hat{\theta}$ is a minimizer, for every $\theta \in \Theta$, we have

$$\widehat{\mathcal{R}}_\phi(f_{\hat{\theta}}) + \lambda_n |\hat{\theta}|_1 \leq \widehat{\mathcal{R}}_\phi(f_\theta) + \lambda_n |\theta|_1. \quad (\text{A.2})$$

In particular, for $\theta = 0$ we have

$$\widehat{\mathcal{R}}_\phi(f_{\hat{\theta}}) + \lambda_n |\hat{\theta}|_1 \leq \frac{1}{n} \sum_{i=1}^n \omega(Y_i, X_i) \phi(0) \leq 4M.$$

where the last inequality follows under Assumptions 3.1 (iii) and 3.2 (i). Therefore, $|\hat{\theta}|_1 \leq 4M/\lambda_n$, and we will restrict the parameter space in the definition of $\hat{\theta}$ and θ^* to $\Theta_n = \{\theta : |\theta|_1 \leq 4M/\lambda_n\}$, so that $|\hat{\theta} - \theta^*|_1 \leq 8M/\lambda_n \triangleq K_n$.

For $g_\theta(x, y) \triangleq \omega(y, x)\phi(-yf_\theta(x))$, put $P_n g_\theta = \frac{1}{n} \sum_{i=1}^n g_\theta(X_i, Y_i)$ and $P g_\theta = \mathbb{E}g_\theta(X, Y)$. Consider the following class

$$\mathcal{G}_n = \left\{ \frac{g_\theta - g_{\theta^*}}{|\theta - \theta^*|_1} : \theta \in \mathbf{R}^p, |\theta - \theta^*|_1 \leq K_n \right\}$$

and let $\|P_n - P\|_{\mathcal{G}_n} = \sup_{g \in \mathcal{G}_n} |(P_n - P)g|$ be the supremum of the empirical process indexed by \mathcal{G}_n . With this notation, note that $\widehat{\mathcal{R}}_\phi(f_\theta) = P_n g_\theta$ and $\mathcal{R}_\phi(f_\theta) = P g_\theta$.

By Lemma A.2.1 and Assumption A.2.1 with probability at least $1 - \delta$, we have $\|P_n - P\|_{\mathcal{G}_n} \leq \lambda_n/c$. Therefore,

$$\begin{aligned} \mathcal{R}_\phi(f_{\hat{\theta}}) + \lambda_n |\hat{\theta}|_1 &= (P_n - P)(g_{\theta^*} - g_{\hat{\theta}}) + \mathcal{R}_\phi(f_{\theta^*}) + P_n(g_{\hat{\theta}} - g_{\theta^*}) + \lambda_n |\hat{\theta}|_1 \\ &\leq (P_n - P)(g_{\theta^*} - g_{\hat{\theta}}) + \mathcal{R}_\phi(f_{\theta^*}) + \lambda_n |\theta^*|_1 \\ &\leq \|P_n - P\|_{\mathcal{G}_n} |\hat{\theta} - \theta^*|_1 + \mathcal{R}_\phi(f_{\theta^*}) + \lambda_n |\theta^*|_1 \\ &\leq \frac{\lambda_n}{c} |\hat{\theta} - \theta^*|_1 + \mathcal{R}_\phi(f_{\theta^*}) + \lambda_n |\theta^*|_1, \end{aligned}$$

where the second lines follows from equation (A.2) with $\theta = \theta^*$.

Let $S_* = S_{\theta^*}$ be the support of θ^* . Put $\Delta \triangleq \hat{\theta} - \theta^*$ and note that $|\Delta|_1 = |\Delta_{S_*}|_1 + |\Delta_{S_*^c}|_1, \forall \Delta \in \mathbf{R}^p$. Note also that $|\Delta_{S_*^c}|_1 = |\hat{\theta}_{S_*^c}|_1$ and that $|\theta^*|_1 = |\theta_{S_*}^*|_1$. Using these properties, we obtain

$$\mathcal{R}_\phi(f_{\hat{\theta}}) + \lambda_n |\Delta_{S_*^c}|_1 \leq \frac{\lambda_n}{c} \{|\Delta_{S_*}|_1 + |\Delta_{S_*^c}|_1\} + \mathcal{R}_\phi(f_{\theta^*}) + \lambda_n \{|\theta_{S_*}^*|_1 - |\hat{\theta}_{S_*}|_1\}.$$

By the triangle inequality $|\theta_{S_*}^*|_1 - |\hat{\theta}_{S_*}|_1 \leq |\Delta_{S_*}|_1$, and so

$$c[\mathcal{R}_\phi(f_{\hat{\theta}}) - \mathcal{R}_\phi^*] + (c-1)\lambda_n |\Delta_{S_*^c}|_1 \leq c[\mathcal{R}_\phi(f_{\theta^*}) - \mathcal{R}_\phi^*] + (c+1)\lambda_n |\Delta_{S_*}|_1. \quad (\text{A.3})$$

If $\lambda_n |\Delta_{S_*}|_1 < \mathcal{R}_\phi(f_{\theta^*}) - \mathcal{R}_\phi^*$, then equation (A.3) implies

$$\mathcal{R}_\phi(f_{\hat{\theta}}) - \mathcal{R}_\phi^* \leq \frac{2c+1}{c} [\mathcal{R}_\phi(f_{\theta^*}) - \mathcal{R}_\phi^*]. \quad (\text{A.4})$$

Suppose now that $\lambda_n |\Delta_{S_*}|_1 \geq [\mathcal{R}_\phi(f_{\theta^*}) - \mathcal{R}_\phi^*]$. Then equation (A.3) implies

$$(c-1)\lambda_n |\Delta_{S_*^c}|_1 \leq (2c+1)\lambda_n |\Delta_{S_*}|_1.$$

This shows that $|\Delta_{S_*^c}|_1 \leq c_0 |\Delta_{S_*}|_1$ with $c_0 = (2c+1)/(c-1)$. Therefore, by the Cauchy-Schwartz inequality under Assumption A.2.2

$$|\Delta_{S_*}|_1^2 \leq s |\Delta_{S_*}|_2^2 \leq \frac{s}{\Phi_*^2} \Delta^\top \mathbb{E} [\varphi(X)\varphi(X)^\top] \Delta = \frac{s}{\Phi_*^2} \left\| \sum_{j=1}^p \Delta_j \varphi_j \right\|^2 = \frac{s}{\Phi_*^2} \|f_{\hat{\theta}} - f_{\theta^*}\|^2,$$

where we put $\Phi_* = \Phi(S_*)$. Then by adding $(c-1)\lambda_n |\Delta_{S_*}|_1$ both sides, we obtain from equation (A.3)

$$\begin{aligned} c[\mathcal{R}_\phi(f_{\hat{\theta}}) - \mathcal{R}_\phi^*] + (c-1)\lambda_n |\Delta|_1 &\leq 3c\lambda_n |\Delta_{S_*}|_1 \\ &\leq 3c \frac{\sqrt{s}\lambda_n}{\Phi_*} \|f_{\hat{\theta}} - f_{\theta^*}\|. \end{aligned}$$

By the triangle and Jensen's inequalities and Assumption 4.1

$$\begin{aligned}
\|f_{\hat{\theta}} - f_{\theta^*}\| &\leq \|f_{\hat{\theta}} - f_{\phi}^*\| + \|f_{\theta^*} - f_{\phi}^*\| \\
&\leq \left\{ c_{\phi}^{-1} [\mathcal{R}_{\phi}(f_{\hat{\theta}}) - \mathcal{R}_{\phi}^*] \right\}^{1/2\kappa} + \left\{ c_{\phi}^{-1} [\mathcal{R}_{\phi}(f_{\theta^*}) - \mathcal{R}_{\phi}^*] \right\}^{1/2\kappa} \\
&\leq \frac{2^{1-1/2\kappa}}{c_{\phi}^{1/2\kappa}} [\mathcal{R}_{\phi}(f_{\hat{\theta}}) - \mathcal{R}_{\phi}^* + \mathcal{R}_{\phi}(f_{\theta^*}) - \mathcal{R}_{\phi}^*]^{1/2\kappa}.
\end{aligned}$$

Therefore, since $\kappa \geq 1$

$$\begin{aligned}
c[\mathcal{R}_{\phi}(f_{\hat{\theta}}) - \mathcal{R}_{\phi}^*] + (c-1)\lambda_n|\Delta|_1 &\leq 3c \frac{2\sqrt{s}\lambda_n}{\Phi_* c_{\phi}^{1/2\kappa}} 2^{-1/2\kappa} [\mathcal{R}_{\phi}(f_{\hat{\theta}}) - \mathcal{R}_{\phi}^* + \mathcal{R}_{\phi}(f_{\theta^*}) - \mathcal{R}_{\phi}^*]^{1/2\kappa} \\
&\leq 1.5c(2\kappa-1) \left(\frac{2\sqrt{s}\lambda_n}{\Phi_* c_{\phi}^{1/2\kappa}} \right)^{\frac{2\kappa}{2\kappa-1}} \\
&\quad + \frac{3c}{4} [\mathcal{R}_{\phi}(f_{\hat{\theta}}) - \mathcal{R}_{\phi}^* + \mathcal{R}_{\phi}(f_{\theta^*}) - \mathcal{R}_{\phi}^*],
\end{aligned}$$

where we use the convex conjugate inequality $uv \leq \frac{u^2\kappa}{2\kappa} + \frac{(2\kappa-1)}{2\kappa} v^{\frac{2\kappa}{2\kappa-1}}$. Rearranging this inequality

$$\mathcal{R}_{\phi}(f_{\hat{\theta}}) - \mathcal{R}_{\phi}^* + \frac{4(c-1)}{c}\lambda_n|\Delta|_1 \leq 6(2\kappa-1) \left(\frac{2\sqrt{s}\lambda_n}{\Phi_* c_{\phi}^{1/2\kappa}} \right)^{\frac{2\kappa}{2\kappa-1}} + 3[\mathcal{R}_{\phi}(f_{\theta^*}) - \mathcal{R}_{\phi}^*] \quad (\text{A.5})$$

Combining this equation with the inequality in equation (A.4), since $(2c+1)/c \leq 3$ we always have

$$\mathcal{R}_{\phi}(f_{\hat{\theta}}) - \mathcal{R}_{\phi}^* \leq 6(2\kappa-1) \left(\frac{2\sqrt{s}\lambda_n}{\Phi_* c_{\phi}^{1/2\kappa}} \right)^{\frac{2\kappa}{2\kappa-1}} + 3[\mathcal{R}_{\phi}(f_{\theta^*}) - \mathcal{R}_{\phi}^*].$$

Lastly, under Assumptions 3.1, 3.2, and 3.3, by Theorem 3.1

$$\mathcal{R}(\text{sign}(f_{\hat{\theta}})) - \mathcal{R}^* \leq C_{\phi} [\mathcal{R}_{\phi}(f_{\hat{\theta}}) - \mathcal{R}_{\phi}^*]^{\frac{\gamma(\alpha+1)}{\gamma\alpha+1}}.$$

This gives

$$\mathcal{R}(\text{sign}(f_{\hat{\theta}})) - \mathcal{R}^* \leq C_{\phi} \left[6(2\kappa-1) \left(\frac{2\sqrt{s}\lambda_n}{\Phi_* c_{\phi}^{1/2\kappa}} \right)^{\frac{2\kappa}{2\kappa-1}} + 3[\mathcal{R}_{\phi}(f_{\theta^*}) - \mathcal{R}_{\phi}^*] \right]^{\frac{\gamma(\alpha+1)}{\gamma\alpha+1}}.$$

□

lemma A.2.1. *Suppose that Assumptions 3.1, 3.2, and A.2.1 are satisfied. Then with probability at least $1 - \delta$*

$$\|P_n - P\|_{\mathcal{G}_n} \leq \frac{\lambda_n}{c},$$

where $\|P_n - P\|_{\mathcal{G}_n}$ is as in the proof of Theorem A.1.

Proof. By [Koltchinskii \(2011\)](#), Theorem 2.5, for every $\delta \in (0, 1)$

$$\Pr \left(\|P_n - P\|_{\mathcal{G}_n} < \mathbb{E}\|P_n - P\|_{\mathcal{G}_n} + 4LMF^* \sqrt{\frac{2 \log(1/\delta)}{n}} \right) \geq 1 - \delta,$$

where we use the fact that

$$\begin{aligned} \sup_{\theta: |\theta - \theta^*|_1 \leq K_n} \frac{|g_\theta - g_{\theta^*}|}{|\theta - \theta^*|_1} &= \sup_{\theta: |\theta - \theta^*|_1 \leq K_n} \frac{|\omega(Y, X)| |\phi(-Y f_\theta(X)) - \phi(-Y f_{\theta^*}(X))|}{|\theta - \theta^*|_1} \\ &\leq 4LM \frac{|f_{\theta^*}(X) - f_\theta(X)|}{|\theta - \theta^*|_1} \\ &\leq 4LMF^*, \end{aligned}$$

which follows under Assumptions [3.1](#) (iii), [3.2](#) (i)-(ii), and [A.2.1](#). Let $(\varepsilon_i)_{i=1}^n$ be i.i.d. Rademacher random variables. Then by the symmetrization, see [Koltchinskii \(2011\)](#), Theorems 2.1,

$$\begin{aligned} \mathbb{E}\|P_n - P\|_{\mathcal{G}_n} &\leq 2\mathbb{E} \sup_{\theta: |\theta - \theta^*|_1 \leq K_n} \frac{|\frac{1}{n} \sum_{i=1}^n \varepsilon_i \omega(Y_i, X_i) [\phi(-Y_i f_\theta(X_i)) - \phi(-Y_i f_{\theta^*}(X_i))]|}{|\theta - \theta^*|_1} \\ &\leq 8L\mathbb{E} \sup_{\theta: |\theta - \theta^*|_1 \leq K_n} \frac{|\frac{1}{n} \sum_{i=1}^n \varepsilon_i (f_\theta(X_i) - f_{\theta^*}(X_i))|}{|\theta - \theta^*|_1} \\ &\leq 8L\mathbb{E} \left[\max_{1 \leq j \leq p} \left| \frac{1}{n} \sum_{i=1}^n \varepsilon_i \varphi_j(X_i) \right| \right], \end{aligned}$$

where the second line follows by the contraction inequality, see [Bühlmann and van de Geer \(2011\)](#), Theorem 14.4 and [Koltchinskii \(2011\)](#), Theorem 2.3, since under Assumptions [3.1](#) (iii) and [3.2](#) (ii), $|\omega(Y_i, X_i) [\phi(-Y_i f_\theta(X_i)) - \phi(-Y_i f_{\theta^*}(X_i))]| \leq 4LM|f_\theta(X_i) - f_{\theta^*}(X_i)|$; and the third by Hölder's inequality.

By [Bühlmann and van de Geer \(2011\)](#), Lemma 14.14

$$\mathbb{E} \left[\max_{1 \leq j \leq p} \left| \frac{1}{n} \sum_{i=1}^n \varepsilon_i \varphi_j(X_i) \right| \right] \leq F^* \sqrt{\frac{2 \log(2p)}{n}},$$

which under Assumption [A.2.1](#) shows that with probability at least $1 - \delta$

$$\|P_n - P\|_{\mathcal{G}_n} < 8LF^* \sqrt{\frac{2 \log(2p)}{n}} + 4LMF^* \sqrt{\frac{2 \log(1/\delta)}{n}} \leq \frac{\lambda_n}{c}.$$

□

A.3 Shallow learning

The shallow learning amounts to fitting a neural network with one or two hidden layers. Neural networks are widely used in econometrics at least since [Gallant and White \(1988\)](#).²⁶

²⁶Conceptually, neural networks can be traced to early mathematical models of the brain, see [McCulloch and Pitts \(1943\)](#) and [Rosenblatt \(1958\)](#). Among the early econometric applications,

We focus on a very simple neural network class consisting of two hidden layers. Following the recent trends in big data applications, we refer to this approach shallow learning which in contrast to the deep learning does not allow for the number of layers to scale with the sample size. Consider a single layer neural network class

$$\Theta_n^S = \left\{ x \mapsto \sum_{j=1}^{p_n} b_j \sigma_0(a_j^\top x + a_0) + b_0, \quad a \in \mathbf{R}^{d+1}, |b|_1 \leq \gamma_n \right\},$$

where $a = (a_0, a_1, \dots, a_d)$ and $b = (b_0, b_1, \dots, b_{p_n})$ are parameters to be estimated, σ_0 is some smooth function, and $|\cdot|_1$ is the ℓ_1 norm. Our shallow learning class is defined as a hybrid network

$$\mathcal{F}_n^S = \{x \mapsto \sigma(\theta(x) + c(x)d + 1) - \sigma(\theta(x) + c(x)d - 1) - 1 : \theta \in \Theta_n^S, |d| \leq n\},$$

where $c(x)$ pertains to asymmetry (see equation (2)) and $\sigma(z) = (z)_+$ is the Rectified Linear Unit (ReLU) activation function. The shallow learning class can be visualized on a directed graph, see Figure A.1. All covariates are fed first into the hidden layer 1 corresponding to Θ_n^S . This network class consists of p_n neurons with a smooth activation function σ_0 . The output produced by the hidden layer 1 is fed subsequently into the two neurons with the ReLU activation function σ . Note that this last layer has a single free parameter b . The output $f \in [-1, 1]$, is obtained from summing up the two neurons from the ReLU layer. The final binary decision is $\text{sign}(f)$.

The soft shallow learning prediction $\hat{f}_n : \mathcal{X} \rightarrow [-1, 1]$ is a solution to the convexified empirical risk minimization problem with hinge convexifying function²⁷

$$\inf_{f \in \mathcal{F}_n^S} \frac{1}{n} \sum_{i=1}^n \omega(Y_i, X_i)(1 - Y_i f(X_i))_+.$$

To describe the accuracy of the shallow learning binary decision $\text{sign}(\hat{f}_n)$, consider the Sobolev ball of smoothness $\beta \in \mathbf{N}$ and radius $M \in (0, \infty)$

$$W_M^{\beta, \infty}(\mathcal{X}) = \left\{ f : \mathcal{X} \rightarrow \mathbf{R} : \max_{|k| \leq \beta} \text{ess sup}_{x \in \mathcal{X}} |D^k f(x)| \leq M \right\},$$

where we use the multi-index notation $k = (k_1, \dots, k_d) \in \mathbf{N}^d$, $|k| = k_1 + \dots + k_d$, and $D^k f = \frac{\partial^{|k|}}{\partial x_1^{k_1} \dots \partial x_d^{k_d}} f$.

The following assumption imposes some mild regularity conditions on the activation function σ_0 and the Sobolev smoothness of the conditional probability η .

we may quote the nonlinear time series modeling and forecasting; see Granger (1995), Lee, White, and Granger (1993), Gallant and White (1992), White and Racine (2001), and Chen, Racine, and Swanson (2001); and asset pricing, see Hutchinson, Lo, and Poggio (1994) and Chen and Ludvigson (2009), among others.

²⁷Our focus on the hinge convexification function is motivated by the objective of achieving the minimax optimal convergence rates. The construction with 2 ReLU neurons in conjunction with the hinge function allows approximating the risk \mathcal{R}_ϕ^* sufficiently fast. It is not obvious whether the logistic convexification can achieve the minimax optimal convergence rate and we leave more detailed investigation of this for future research.

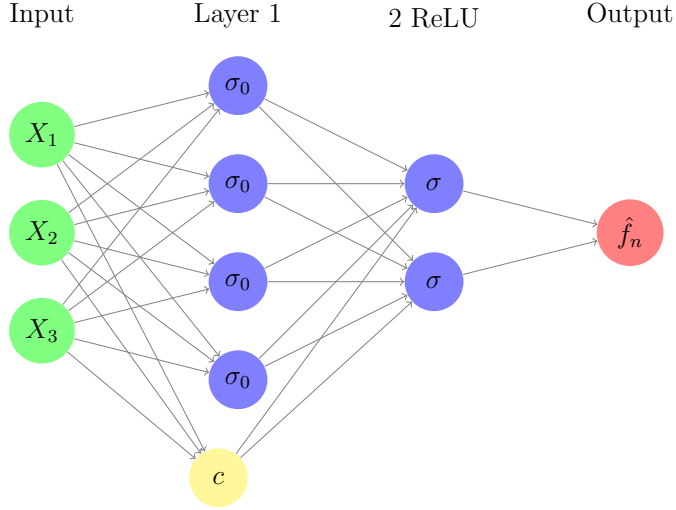


Figure A.1: Directed graph of the shallow learning architecture with $d = 3$ covariates, single hidden layer with 4 neurons, and 2 outer ReLU neurons. The yellow neuron takes covariates $X \in \mathbf{R}^d$ as an input and produces $c(X) \in \mathbf{R}$, which is fed directly in 2 ReLU neurons.

Assumption A.3.1. (i) $\sigma_0 : \mathbf{R} \rightarrow [-b, b]$ is non-decreasing and Lipschitz continuous, infinitely differentiable on some open interval containing some x_0 with $D^k \sigma_0(x_0) \neq 0$ for all $k \in \mathbf{Z}_+$; (ii) $\eta \in W_M^{\beta, \infty}(\mathcal{X})$ for some $\beta \in \mathbf{N}$ and $0 < M < \infty$, where $\mathcal{X} \subset \mathbf{R}^d$ is a Cartesian product of compact intervals; (iii) p_n and γ_n are of polynomial order.

Assumption A.3.1 (i) rules out polynomial activation functions and allows for the sigmoid function $\sigma_0(x) = (1 + e^{-x})^{-1}$. It also rules out the ReLU activation function, which is a more natural choice for the deep learning problems and is considered in the subsequent section.

Theorem A.1. Suppose that $(Y_i, X_i)_{i=1}^n$ is an i.i.d. sample following a distributions satisfying Assumptions 3.1, 3.2, 3.3, and A.3.1, and denoted $\mathcal{P}(\alpha, \beta)$. Then there exist $c, C > 0$ such that for every $t > 0$ with probability at least $1 - ce^{-t}$

$$\mathcal{R}(\text{sign}(\hat{f}_n)) - \mathcal{R}^* \leq C \left[\left(\frac{p_n \log^2 n}{n} \right)^{\frac{1+\alpha}{2+\alpha}} + p_n^{-(1+\alpha)\beta/d} + \left(\frac{t}{n} \right)^{\frac{1+\alpha}{2+\alpha}} + \frac{t}{n} \right]$$

uniformly over $\mathcal{P}(\alpha, \beta)$. In particular,

$$\sup_{P \in \mathcal{P}(\alpha, \beta)} \mathbb{E}_P \left[\mathcal{R}(\text{sign}(\hat{f}_n)) - \mathcal{R}^* \right] \lesssim \left(\frac{\log^2 n}{n} \right)^{\frac{(1+\alpha)\beta}{(2+\alpha)\beta+d}}$$

provided that $p_n \sim (n / \log^2 n)^{\frac{d}{(2+\alpha)\beta+d}}$.

It is worth noting that the convergence rate of the excess risk of the shallow learning prediction can be anywhere between the slow nonparametric rate $O(n^{-\beta/(2\beta+d)})$ and the fast rate $O(n^{-1})$ depending on the margin exponent α . In particular, we can partially offset the curse of dimensionality if α is sufficiently large, e.g., for $\alpha = d/\beta$, the rate is $O(n^{-1/2})$. This is another manifestation of the fact that predicting a binary outcome is easier than predicting real-valued variables. Note also that the smoothness of the decision boundary itself $\{x \in [0, 1]^d : \eta(x) - c(x) = 0\}$ does not directly play a role and only the smoothness of η is important. This is probably not surprising in light of the fact that c is known to the decision maker.

In the special case when the loss function is symmetric, under the mild assumption that the density of covariates is uniformly bounded, it follows from [Audibert and Tsybakov \(2007\)](#), Theorem 4.1 that there exists $C > 0$ such that for every $n \geq 1$

$$\inf_{\hat{f}_n} \sup_{P \in \mathcal{P}(\alpha, \beta)} \mathbb{E}_P \left[\mathcal{R}(\hat{f}_n) - \mathcal{R}^* \right] \geq C n^{-\frac{(1+\alpha)\beta}{(2+\alpha)\beta+d}}, \quad (\text{A.6})$$

where the infimum is taken over all binary decisions $\hat{f}_n : \mathcal{X} \rightarrow \{-1, 1\}$ computed from an i.i.d. sample $(Y_i, X_i)_{i=1}^n$. Therefore, apart for a $\log n$ factor, our result shows that binary decisions produced by the shallow learning are optimal from the minimax point of view.

Proof of Theorem A.1. By Theorem 4.1, for every $t > 0$ with probability at least $1 - c_q e^{-t}$

$$\mathcal{R}(\text{sign}(\hat{f}_n)) - \mathcal{R}^* \lesssim \psi_{n, 1+1/\alpha}^\sharp(\epsilon) + \left(\frac{t}{n}\right)^{\frac{1+\alpha}{2+\alpha}} + \frac{t}{n} + \inf_{f \in \mathcal{F}_n^S} \mathcal{R}_\phi(f) - \mathcal{R}_\phi^*,$$

where we use the fact that $\gamma = 1$ and $\kappa = 1 + 1/\alpha$ by Lemmas [A.4.4](#) and [A.4.9](#). By Lemmas [A.4.10](#) and [A.4.12](#)

$$\psi_{n, 1+1/\alpha}^\sharp(\epsilon) \leq C \left(\frac{p_n \log p_n}{n} \log \left(\frac{n}{p_n \log p_n} \right) \right)^{\frac{1+\alpha}{2+\alpha}}.$$

Next, under Assumption [A.3.1](#) (ii), by [Mhaskar \(1996\)](#), Theorem 2.1, there exists $\eta_n \in \Theta_n^S$ such that

$$\|\eta_n - \eta\|_\infty \leq C p_n^{-\beta/d} \triangleq \epsilon_n.$$

Define

$$f_n(x) = \left(\frac{\eta_n(x) - c(x)}{\epsilon_n} + 1 \right)_+ - \left(\frac{\eta_n(x) - c(x)}{\epsilon_n} - 1 \right)_+ - 1$$

and note that $f_n \in \mathcal{F}_n^S$. Note also that

$$f_n(x) = \begin{cases} 1, & \text{if } \eta_n(x) - c(x) > \epsilon_n \\ \frac{\eta_n(x) - c(x)}{\epsilon_n}, & \text{if } |\eta_n(x) - c(x)| \leq \epsilon_n \\ -1, & \text{if } \eta_n(x) - c(x) < -\epsilon_n \end{cases}$$

and that on the event $\{x \in [0, 1]^d : |\eta(x) - c(x)| > 2\epsilon_n\}$ we have $f_n = f_\phi^*$. To see this, recall that by Lemma [A.4.4](#), $f_\phi^* = \text{sign}(\eta - c)$. Then if $\eta - c > 0$, we have $\eta_n - c =$

$(\eta - c) - (\eta - \eta_n) > \varepsilon_n$ while if $\eta - c < 0$, we have $\eta_n - c = (\eta - c) + (\eta_n - \eta) < -\varepsilon_n$. Therefore, by Lemma A.4.8

$$\begin{aligned}
\inf_{f \in \mathcal{F}_n^S} \mathcal{R}_\phi(f) - \mathcal{R}_\phi^* &= \inf_{f \in \mathcal{F}_n^S} \int_{[0,1]^d} b|f - f_\phi^*| |\eta - c| dP_X \\
&\leq \int_{[0,1]^d} b|f_n - f_\phi^*| |\eta - c| dP_X \\
&= \int_{|\eta - c| \leq 2\varepsilon_n} b|f_n - f_\phi^*| |\eta - c| dP_X \\
&\leq 8M\varepsilon_n \int_{|\eta - c| \leq 2\varepsilon_n} b|f_n - f_\phi^*| dP_X \\
&\leq 16M\varepsilon_n P_X(|\eta - c| \leq 2\varepsilon_n) \\
&\leq 2^{4+\alpha} MC_m \varepsilon_n^{1+\alpha},
\end{aligned}$$

where the last two lines follow under Assumptions 3.1 (iii) and 3.3. Therefore, for every $t > 0$ with probability at least $1 - c_q e^{-t}$

$$\mathcal{R}(\text{sign}(\hat{f}_n)) - \mathcal{R}^* \lesssim \left(\frac{p_n \log^2 n}{n} \right)^{\frac{1+\alpha}{2+\alpha}} + p_n^{-(1+\alpha)\beta/d} + 2^{4+\alpha} MC_m C^{1+\alpha} \left(\frac{t}{n} \right)^{\frac{1+\alpha}{2+\alpha}} + \frac{t}{n}.$$

The second statement follows from integrating this tail bound in the same way as in the proof of Theorem 4.2. The uniformity follows from the fact that all constants do not depend on the specific distribution of (X, Y) in $\mathcal{P}(\alpha, \beta)$. \square

A.4 Proofs of lemmas and propositions

In a first subsection we cover results pertaining to convexification, a second deals with excess risk bounds and a final subsection reports on local Rademacher complexities.

A.4.1 Convexification

We will use $a \lesssim b$ if $a \leq Cb$ for a constant $C < \infty$ that does not depend on a particular distribution in the class of distributions restricted our assumptions.

Proof of Proposition 2.1. Note that for every $f, y \in \{-1, 1\}$ and $x \in \mathcal{X}$

$$\begin{aligned}
\ell(f, y, x) &= \ell_{1,1}(x) \frac{(1+f)(1+y)}{4} + \ell_{1,-1}(x) \frac{(1+f)(1-y)}{4} \\
&\quad + \ell_{-1,1}(x) \frac{(1-f)(1+y)}{4} + \ell_{-1,-1}(x) \frac{(1-f)(1-y)}{4} \\
&= -0.25(a(x) + yb(x))f + d_0(y, x)
\end{aligned}$$

with $d_0(y, x) \triangleq 0.25(\ell_{1,1}(x) + \ell_{-1,1}(x))(1+y) + 0.25(\ell_{1,-1}(x) + \ell_{-1,-1}(x))(1-y)$. Next, for every $(y, x) \in \{-1, 1\} \times \mathcal{X}$ and every $f \in \{-1, 1\}$

$$\begin{aligned}
(a(x) + yb(x))f &= (ya(x) + b(x))(1 - 2\mathbb{1}_{-yf \geq 0}) \\
&= -2(ya(x) + b(x))\mathbb{1}_{-yf \geq 0} + ya(x) + b(x).
\end{aligned}$$

Therefore, for every measurable $f : \mathcal{X} \rightarrow \{-1, 1\}$

$$\mathcal{R}(f) = 0.5\mathbb{E}[(Ya(X) + b(X))\mathbb{1}_{-Yf(X) \geq 0}] + \mathbb{E}[d(Y, X)]. \quad (\text{A.7})$$

with $d(y, x) \triangleq d_0(y, x) - 0.25(ya(x) + b(x))$. The result follows because the second term does not depend on f . \square

Proof of Proposition 3.1. By the law of iterated expectations, $f^*(x)$ minimizes

$$\mathbb{E}[\omega(Y, X)\mathbb{1}_{-Yf \geq 0} | X = x] = \eta(x)\omega(1, x)\mathbb{1}_{f \leq 0} + (1 - \eta(x))\omega(-1, x)\mathbb{1}_{f \geq 0}$$

over $f \in \{-1, 1\}$. The solution to this problem is

$$f^*(x) = \begin{cases} 1 & \text{if } \eta(x)\omega(1, x) \geq (1 - \eta(x))\omega(-1, x), \\ -1 & \text{if } \eta(x)\omega(1, x) < (1 - \eta(x))\omega(-1, x). \end{cases}$$

Under Assumption 3.1 (i), $\omega(Y, X) > 0$ a.s., whence we obtain the first statement with

$$c(x) = \frac{\omega(-1, x)}{\omega(1, x) + \omega(-1, x)}.$$

For the second statement, note that $f_\phi^*(x)$ solves

$$\inf_{f \in \mathbf{R}} \mathbb{E}[\omega(Y, X)\phi(-Yf) | X = x].$$

By the law of iterated expectations, for every $f \in \mathbf{R}$, the objective function is

$$\mathbb{E}[\omega(Y, X)\phi(-Yf) | X = x] = \eta(x)\omega(1, x)\phi(-f) + (1 - \eta(x))\omega(-1, x)\phi(f).$$

Since ϕ is differentiable, the optimum f_ϕ^* solves

$$-\eta(x)\omega(1, x)\phi'(-f_\phi^*(x)) + (1 - \eta(x))\omega(-1, x)\phi'(f_\phi^*(x)) = 0.$$

Under Assumption 3.1 (ii), $\eta \notin \{0, 1\}$, and whence

$$\frac{\eta(x)\omega(1, x)}{(1 - \eta(x))\omega(-1, x)} = \frac{\phi'(f_\phi^*(x))}{\phi'(-f_\phi^*(x))}.$$

Since ϕ is a convex function, its derivative ϕ' is non-decreasing. Therefore, the optimum satisfies

$$\begin{aligned} f_\phi^*(x) \geq 0 &\iff \frac{\eta(x)\omega(1, x)}{(1 - \eta(x))\omega(-1, x)} \geq 1 \\ &\iff \eta(x) \geq \frac{\omega(-1, x)}{\omega(1, x) + \omega(-1, x)} = c(x). \end{aligned}$$

\square

lemma A.4.1. *Suppose that Assumption 3.1 (i) is satisfied. Then for every measurable $f : \mathcal{X} \rightarrow \mathbf{R}$, the excess risk is*

$$\mathcal{R}(\text{sign}(f)) - \mathcal{R}^* = \mathbb{E}_{\text{sign}(f)f^* < 0} [b(X) |\eta(X) - c(X)|],$$

where for an event A and a random variable ξ , we put $\mathbb{E}_A \xi = \mathbb{E}\mathbb{1}_A \xi$.

Proof. By the law of iterated expectations

$$\begin{aligned}\mathbb{E}[(Ya(X) + b(X))\mathbb{1}_{-Y\text{sign}(f)\geq 0}] &= \mathbb{E}[\eta(X)(a(X) + b(X))\mathbb{1}_{\text{sign}(f)\leq 0}] \\ &\quad + \mathbb{E}[(1 - \eta(X))(b(X) - a(X))\mathbb{1}_{\text{sign}(f)\geq 0}] \\ &= \mathbb{E}[(a(X) - b(X) + 2\eta(X)b(X))\mathbb{1}_{\text{sign}(f)\leq 0}] \\ &\quad + \mathbb{E}[(1 - \eta(X))(b(X) - a(X))].\end{aligned}$$

Combining this observation with equation (A.7)

$$\begin{aligned}2(\mathcal{R}(\text{sign}(f)) - \mathcal{R}^*) &= \mathbb{E}[(Ya(X) + b(X))(\mathbb{1}_{-Y\text{sign}(f)\geq 0} - \mathbb{1}_{-Yf^*(X)\geq 0})] \\ &= \mathbb{E}[(a(X) - b(X) + 2\eta(X)b(X))(\mathbb{1}_{\text{sign}(f)\leq 0} - \mathbb{1}_{f^*(X)\leq 0})] \\ &= \mathbb{E}[2b(X)(\eta(X) - c(X))(\mathbb{1}_{\text{sign}(f)\leq 0} - \mathbb{1}_{f^*(X)\leq 0})] \\ &= \mathbb{E}_{\text{sign}(f)f^* < 0} [2b(X) |\eta(X) - c(X)|],\end{aligned}$$

where the last line follows since under Assumption 3.1 (i), by Proposition 3.1

$$f^*(x) \geq 0 \iff \eta(x) \geq \frac{b(x) - a(x)}{2b(x)} = c(x).$$

□

lemma A.4.2. *Suppose that Assumptions 3.1 and 3.2 are satisfied. Then for every measurable function $f : \mathcal{X} \rightarrow \mathbf{R}$*

$$\mathcal{R}(\text{sign}(f)) - \mathcal{R}^* \leq 2^{\frac{2}{\gamma}-2} CM^{\frac{1}{\gamma}-1} [\mathcal{R}_\phi(f) - \mathcal{R}_\phi^*]^\gamma.$$

Proof. Under Assumption 3.1 (i), by Lemma A.4.1

$$\begin{aligned}\mathcal{R}(\text{sign}(f)) - \mathcal{R}^* &= \\ &= \mathbb{E}_{\text{sign}(f)f^* < 0} [b(X) |\eta(X) - c(X)|] \\ &\leq C \mathbb{E}_{\text{sign}(f)f^* < 0} \left[b(X) \left(\eta(X) + c(X) - 2\eta(X)c(X) - \inf_{y \in \mathbf{R}} Q_c(\eta, y) \right)^\gamma \right] \\ &\leq C \left(\mathbb{E}_{\text{sign}(f)f^* < 0} \left[b(X)^{1/\gamma} \left(\eta(X) + c(X) - 2\eta(X)c(X) - \inf_{y \in \mathbf{R}} Q_c(\eta, y) \right) \right] \right)^\gamma \\ &\leq C(4M)^{\frac{1-\gamma}{\gamma}} \left(\mathbb{E}_{\text{sign}(f)f^* < 0} \left[b(X) \left(\eta(X) + c(X) - 2\eta(X)c(X) - \inf_{y \in \mathbf{R}} Q_c(\eta, y) \right) \right] \right)^\gamma,\end{aligned}$$

where the second line follows under Assumption 3.2 (iii) since $\eta, c \in (0, 1)$ under Assumptions 3.1 (i)-(ii); the third by Jensen's inequality since $\gamma \in (0, 1]$ under Assumption 3.2 (iii); and the last since $|b(X)| \leq 4M$ a.s. under Assumption 3.1 (ii). Next, from equation (1) in the paper, we have

$$\mathcal{R}_\phi(f) - \mathcal{R}_\phi^* = 0.5\mathbb{E}[(Ya(X) + b(X))(\phi(-Yf(X)) - \phi(-Yf_\phi^*(X)))].$$

Therefore, if we show that

$$\begin{aligned}b(x) \mathbb{1}_{\text{sign}(f(x))f^*(x) < 0} \left(\eta(x) + c(x) - 2\eta(x)c(x) - \inf_{y \in \mathbf{R}} Q_{c(x)}(\eta(x), y) \right) \\ \leq 0.5\mathbb{E}[(Ya(X) + b(X))(\phi(-Yf(X)) - \phi(-Yf_\phi^*(X)))|X = x]\end{aligned}\tag{A.8}$$

the result will follow from integrating over x . To that end, if $\text{sign}(f(x))f^*(x) < 0$, then the inequality (A.8) follows trivially since by definition f_ϕ^* minimizes $f \mapsto \mathbb{E}[(Ya(X) + b(X))\phi(-Yf(X))]$. Suppose now that $\text{sign}(f(x))f^*(x) \geq 0$. Then by the law of iterated expectations and the definition of Q in the Assumption 3.2 (iii)

$$\mathbb{E}[(Ya(X) + b(X))\phi(-Yf_\phi^*(X))|X = x] = 2b(x) \inf_{y \in \mathbf{R}} Q_{c(x)}(\eta(x), y).$$

Therefore, the inequality in Eq. A.8 follows if we can show that

$$2b(x)(\eta(x) + c(x) - 2\eta(x)c(x)) \leq \mathbb{E}[(Ya(X) + b(X))\phi(-Yf(X))|X = x].$$

But this follows from

$$\begin{aligned} & \mathbb{E}[(Ya(X) + b(X))\phi(-Yf(X))|X = x] \\ &= \eta(x)(a(x) + b(x))\phi(-f(x)) + (1 - \eta(x))(b(x) - a(x))\phi(f(x)) \\ &= 2b(x)[\eta(x)(1 - c(x))\phi(-f(x)) + (1 - \eta(x))c(x)\phi(f(x))] \\ &\geq 2b(x)(\eta(x) + c(x) - 2\eta(x)c(x))\phi\left(\frac{f(x)(c(x) - \eta(x))}{\eta(x) + c(x) - 2\eta(x)c(x)}\right) \\ &\geq 2b(x)(\eta(x) + c(x) - 2\eta(x)c(x))\phi(0) \\ &= 2b(x)(\eta(x) + c(x) - 2\eta(x)c(x)), \end{aligned}$$

where the first inequality follows by the convexity of ϕ under Assumption 3.2 (i) and since $\eta + c - 2\eta c > 0$ under Assumption 3.1 (i)-(ii); the second inequality since ϕ is non-decreasing under Assumption 3.2 (i) and $0 \leq \text{sign}(f(x))f^*(x) = \text{sign}(f(x))\text{sign}(c(x) - \eta(x))$ by Proposition 3.1; and the last line since $\phi(0) = 1$ under Assumption 3.2 (i). \square

lemma A.4.3. For the logistic convexifying function $\phi(z) = \log_2(1 + e^z)$,

$$f_\phi^*(x) = \log\left(\frac{\eta(x)(1 - c(x))}{(1 - \eta(x))c(x)}\right).$$

Assumption 3.2 is satisfied with $\gamma = 1/2$ and $C = \sqrt{2 \log 2}$.

Proof. Note that the minimum of $y \mapsto Q_c(x, y)$ is achieved at $y^* = \log\left(\frac{x(1-c)}{(1-x)c}\right)$. Put $\eta_y \triangleq \frac{y(1-c)}{y(1-c) + (1-y)c}$ and $\eta \triangleq \eta_x$, and note that

$$\begin{aligned} \inf_{y \in \mathbf{R}} Q_c(x, y) &= x(1 - c) \log_2(1 + e^{-y^*}) + (1 - x)c \log_2(1 + e^{y^*}) \\ &= -x(1 - c) \log_2 \frac{x(1 - c)}{x(1 - c) + (1 - x)c} - (1 - x)c \log_2 \frac{c(1 - x)}{x(1 - c) + (1 - x)c} \\ &= (x(1 - c) + (1 - x)c) [-\eta \log_2 \eta - (1 - \eta) \log_2(1 - \eta)]. \end{aligned}$$

For every $y \in [0, 1]$, put

$$\begin{aligned} L(y) &\triangleq (x(1 - c) + (1 - x)c) \left[\eta \log_2(\eta) + (1 - \eta) \log_2(1 - \eta) - \eta \log_2(\eta_y) - (1 - \eta) \log_2(1 - \eta_y) \right] \\ &= (x(1 - c) + (1 - x)c) \frac{1}{\log 2} \left[\eta \log\left(\frac{\eta}{\eta_y}\right) + (1 - \eta) \log\left(\frac{1 - \eta}{1 - \eta_y}\right) \right] \end{aligned}$$

and note that the equality in the first line implies that

$$L(c) = (x + c - 2xc) - \inf_{y \in \mathbf{R}} Q_c(x, y).$$

By Taylor's theorem there exists η' between η and η_y such that

$$\begin{aligned} \eta \log \left(\frac{\eta}{\eta_y} \right) + (1 - \eta) \log \left(\frac{1 - \eta}{1 - \eta_y} \right) &= \frac{1}{2\eta'(1 - \eta')} (\eta - \eta_y)^2 \\ &\geq 2(\eta - \eta_y)^2, \end{aligned}$$

since $\eta' \in [0, 1]$. This shows that for every $y \in [0, 1]$

$$L(y) \geq \frac{2}{\log 2} (x(1 - c) + (1 - x)c)(\eta - \eta_y)^2.$$

In particular, for $y = c$,

$$\begin{aligned} L(c) &\geq \frac{2}{\log 2} (x(1 - c) + (1 - x)c)(\eta - \eta_c)^2 \\ &= \frac{1}{2 \log 2} (x(1 - c) + (1 - x)c) \left(\frac{x - c}{x(1 - c) + (1 - x)c} \right)^2 \\ &\geq \frac{1}{2 \log 2} (x - c)^2. \end{aligned}$$

Therefore, Assumption is verified with $\gamma = 1/2$ and $C = \sqrt{2 \log 2}$. □

lemma A.4.4. *For the Hinge convexifying function $\phi(z) = (1 + z)_+$,*

$$f_\phi^*(x) = \begin{cases} 1 & \text{if } \eta(x) \geq c(x), \\ -1 & \text{if } \eta(x) < c(x). \end{cases}$$

Assumption 3.2 is satisfied with $\gamma = 1$ and $C = 1$.

Proof. Note that the minimum of $y \mapsto Q_c(x, y)$ is achieved at

$$\begin{cases} 1 & \text{if } x > c, \\ -1 & \text{if } x < c. \end{cases}$$

Then

$$\begin{aligned} \inf_{y \in \mathbf{R}} Q_c(x, y) &= \inf_{y \in \mathbf{R}} x(1 - c)(1 - y)_+ + c(1 - x)(1 + y)_+ \\ &= \min\{2x(1 - c), 2c(1 - x)\}. \end{aligned}$$

If $x \leq c$, then

$$\begin{aligned} (x + c - 2xc) - \inf_{y \in \mathbf{R}} Q_c(x, y) &= (x + c - 2xc) - 2x(1 - c) \\ &= (c - x). \end{aligned}$$

If $x > c$, then

$$\begin{aligned} (x + c - 2xc) - \inf_{y \in \mathbf{R}} Q_c(x, y) &= (x + c - 2xc) - 2c(1 - x) \\ &= (x - c). \end{aligned}$$

Therefore,

$$(x + c - 2xc) - \inf_{y \in \mathbf{R}} Q_c(x, y) = |x - c|$$

and Assumption 3.2 is satisfied with $\gamma = 1$ and $C = 1$. \square

lemma A.4.5. *For the exponential convexifying function $\phi(z) = e^z$,*

$$f_\phi^*(x) = \frac{1}{2} \log \left(\frac{\eta(x)(1 - c(x))}{(1 - \eta(x))c(x)} \right).$$

Assumption 3.2 is satisfied with $\gamma = 1/2$ and $C = 2$.

Proof. Note that the minimum of $y \mapsto Q_c(x, y)$ is achieved at

$$y^* = \frac{1}{2} \log \left(\frac{x(1 - c)}{(1 - x)c} \right).$$

Then

$$\begin{aligned} \inf_{y \in \mathbf{R}} Q_c(x, y) &= \inf_{y \in \mathbf{R}} x(1 - c)e^{-y} + c(1 - x)e^y \\ &= 2\sqrt{xc(1 - x)(1 - c)}. \end{aligned}$$

Then

$$\begin{aligned} (x + c - 2xc) - \inf_{y \in \mathbf{R}} Q_c(x, y) &= (x + c - 2xc) - 2\sqrt{xc(1 - x)(1 - c)} \\ &= \left(\sqrt{x(1 - c)} - \sqrt{c(1 - x)} \right)^2 \\ &= \frac{(x - c)^2}{(\sqrt{x(1 - c)} + \sqrt{c(1 - x)})^2} \geq \frac{(x - c)^2}{4}. \end{aligned}$$

where last line is due to the fact $x, c \in (0, 1)$. Therefore, Assumption 3.2 is satisfied with $\gamma = 1/2$ and $C = 2$. \square

lemma A.4.6. *Suppose that Assumptions 3.1 (i) and 3.3 are satisfied. Then for every measurable $f : \mathcal{X} \rightarrow \mathbf{R}$*

$$\mathcal{R}(\text{sign}(f)) - \mathcal{R}^* \geq c_b(2C_m)^{-1/\alpha} P_X^{\frac{1+\alpha}{\alpha}}(\{x : \text{sign}(f(x))f^*(x) < 0\}).$$

Proof. By Lemma A.4.1

$$\begin{aligned} \mathcal{R}(\text{sign}(f)) - \mathcal{R}^* &= \mathbb{E}_{\text{sign}(f)f^* < 0} [b(X)|\eta(X) - c(X)|] \\ &\geq 2c_b \int_{\mathcal{X}} \mathbb{1}_{\text{sign}(f(x))f^*(x) < 0} |\eta(x) - c(x)| dP_X(x) \\ &\geq 2c_b u P_X(\{x : \text{sign}(f(x))f^*(x) < 0\} \cap \{x : |\eta(x) - c(x)| > u\}) \\ &\geq 2c_b u P_X(\{x : \text{sign}(f(x))f^*(x) < 0\}) - 2c_b u P_X(\{x : |\eta(x) - c(x)| \leq u\}) \\ &\geq 2c_b u P_X(\{x : \text{sign}(f(x))f^*(x) < 0\}) - 2c_b C_m u^{1+\alpha}, \end{aligned}$$

where the first inequality follows under Assumption 3.1 (i); the second by Markov's inequality for every $u > 0$; the third by $\Pr(A \cap B) \geq \Pr(A) - \Pr(B^c)$; and the fourth under Assumption 3.3. The result follows from substituting u solving

$$P_X(\{x : \text{sign}(f(x))f^*(x) < 0\}) = 2C_m u^\alpha$$

in the last equation. \square

lemma A.4.7. *Suppose that Assumptions 3.1 (i)-(ii) are satisfied and that there exists a constant $F < \infty$ such that $|f| \leq F$ for all $f \in \mathcal{F}_n$. Then the exponential convexifying function satisfies Assumption 4.1 with $\kappa = 1$ and $c_\phi = c_b\epsilon$, while for the logistic function we have $\kappa = 1$ and $c_\phi = 2c_b\epsilon\phi''(F \vee \log((1-\epsilon)c_b/2\epsilon M))$.*

Proof. First note that for every $f \in \mathcal{F}_n$ by the law of iterated expectations

$$\begin{aligned} \mathcal{R}_\phi(f) &= 0.5\mathbb{E}[(Ya(X) + b(X))\phi(-Yf(X))] + \mathbb{E}[d(Y, X)] \\ &= 0.5\mathbb{E}[\eta(X)(a(X) + b(X))\phi(-f(X)) + (1 - \eta(X))(b(X) - a(X))\phi(f(X))] + \mathbb{E}[d(Y, X)] \\ &= \mathbb{E}[b(X)\eta(X)(1 - c(X))\phi(-f(X)) + b(X)(1 - \eta(X))c(X)\phi(f(X))] + \mathbb{E}[d(Y, X)]. \end{aligned}$$

Then, since $f_\phi^*(x)$ minimizes $f \mapsto \eta(x)(1 - c(x))\phi(-f) + (1 - \eta(x))c(x)\phi(f)$, by Taylor's theorem there exists $\tau \in [0, 1]$ such that for $f_\tau \triangleq \tau f + (1 - \tau)f_\phi^*$, we have

$$\mathcal{R}_\phi(f) - \mathcal{R}_\phi^* = \frac{1}{2}\mathbb{E}[b(X)[\eta(X)(1 - c(X))\phi''(-f_\tau(X)) + (1 - \eta(X))c(X)\phi''(f_\tau(X))] |f(X) - f_\phi^*(X)|^2]$$

Then for the exponential convexifying function since $\phi''(z) = e^z = \phi(z)$ and f_ϕ^* minimizes $f \mapsto \eta(1 - c)\phi(-f) + (1 - \eta)c\phi(f)$

$$\begin{aligned} \mathcal{R}_\phi(f) - \mathcal{R}_\phi^* &= \frac{1}{2}\mathbb{E}[b(X)[\eta(X)(1 - c(X))\phi(-f_\tau(X)) + (1 - \eta(X))c(X)\phi(f_\tau(X))] |f(X) - f_\phi^*(X)|^2] \\ &\geq \frac{1}{2}\mathbb{E}\left[b(X)\left[\eta(X)(1 - c(X))e^{-f_\phi^*(X)} + (1 - \eta(X))c(X)e^{f_\phi^*(X)}\right] |f(X) - f_\phi^*(X)|^2\right] \\ &= \mathbb{E}\left[b(X)\sqrt{\eta(X)(1 - c(X))c(X)(1 - \eta(X))} |f(X) - f_\phi^*(X)|^2\right] \\ &= \frac{1}{2}\mathbb{E}\left[\sqrt{\eta(X)(a(X) + b(X))(b(X) - a(X))(1 - \eta(X))} |f(X) - f_\phi^*(X)|^2\right] \\ &\geq c_b\epsilon \|f - f_\phi^*\|^2, \end{aligned}$$

where the third line follows since $f_\phi^* = \frac{1}{2}\log\left(\frac{\eta(1-c)}{c(1-\eta)}\right)$, see Lemma A.4.5; and the last since $a + b \geq 2c_b$ and $b - a \geq 2c_b$ under Assumption 3.1 (i), and $\eta \geq \epsilon$ and $1 - \eta \geq \epsilon$ under Assumption 3.1 (ii).

Similarly, for the logistic convexifying function,

$$\begin{aligned} \mathcal{R}_\phi(f) - \mathcal{R}_\phi^* &\geq 2c_b\epsilon\mathbb{E}[\phi''(f_\tau(X))|f(X) - f_\phi^*(X)|^2] \\ &\geq 2c_b\epsilon\mathbb{E}[\phi''(F \vee f_\phi^* \vee -f_\phi^*)|f(X) - f_\phi^*(X)|^2] \\ &\geq 2c_b\epsilon\phi''\left(F \vee \log\left(\frac{(1-\epsilon)c_b}{2\epsilon M}\right)\right) \|f - f_\phi^*\|^2 \end{aligned}$$

where the first inequality uses $\phi''(z) = \frac{e^z}{(1+e^z)^2 \log 2}$, so that $\phi''(-z) = \phi''(z)$; the second since $-F \wedge f_\phi^* \leq f_\tau \leq F \vee f_\phi^*$ and ϕ'' is decreasing to zero; and the last since by Lemma A.4.3

$$\log \left(\frac{2M\epsilon}{c_b(1-\epsilon)} \right) \leq f_\phi^* = \log \left(\frac{\eta(a+b)}{(1-\eta)(b-a)} \right) \leq \log \left(\frac{(1-\epsilon)c_b}{\epsilon 2M} \right),$$

which follows under Assumption 3.1. \square

lemma A.4.8. *Suppose that $|f| \leq 1$. Then the Hinge convexifying function satisfies*

$$\mathcal{R}_\phi(f) - \mathcal{R}_\phi^* = \int_{\mathcal{X}} b |f - f_\phi^*| |\eta - c| dP_X.$$

Proof. Since, $|f| \leq 1$ and $f_\phi^*(x) = \text{sign}(\eta(x) - c(x))$, see Lemma A.4.4, we have

$$\begin{aligned} \mathcal{R}_\phi(f) - \mathcal{R}_\phi^* &= 0.5 \mathbb{E}[(a(X)Y + b(X))Y(f_\phi^*(X) - f(X))] \\ &= 0.5 \mathbb{E}[(a(X) - b(X) + 2\eta(X)b(X))(f_\phi^*(X) - f(X))] \\ &= \mathbb{E}[b(X)(\eta(X) - c(X))(f_\phi^*(X) - f(X))] \\ &= \int_{\mathcal{X}} b |f - f_\phi^*| |\eta - c| dP_X. \end{aligned}$$

\square

lemma A.4.9. *Suppose that Assumptions 3.1 and 3.3 are satisfied and that $|f| \leq 1$ for all $f \in \mathcal{F}_n$. Then the Hinge convexifying function satisfies Assumption 4.1 with $\kappa = 1 + 1/\alpha$ and $c_\phi = 2^{-3/\alpha-1} c_b C_m^{-1/\alpha}$.*

Proof. For every $u > 0$,

$$\begin{aligned} \|f - f_\phi^*\|^2 &\leq 2 \int_{\mathcal{X}} |f - f_\phi^*| dP_X \\ &= 2 \int_{|\eta-c|>u} |f - f_\phi^*| dP_X + 2 \int_{|\eta-c|\leq u} |f - f_\phi^*| dP_X \\ &\leq \frac{1}{c_b u} \int_{\mathcal{X}} b |f - f_\phi^*| |\eta - c| dP_X + 4P_X(|\eta - c| \leq u) \\ &\leq \frac{1}{c_b u} [\mathcal{R}_\phi(f) - \mathcal{R}_\phi^*] + 4C_m u^\alpha, \end{aligned}$$

where the third line follows since $b \geq 2c_b$ under Assumption 3.1; and the last line by Lemma A.4.8 and Assumption 3.3. To balance the two terms above, we shall take $u = \left([\mathcal{R}_\phi(f) - \mathcal{R}_\phi^*] / (4c_b C_m) \right)^{1/(1+\alpha)}$, in which case

$$\|f - f_\phi^*\|^2 \leq \frac{2}{c_b} (4c_b C_m)^{1/(1+\alpha)} [\mathcal{R}_\phi(f) - \mathcal{R}_\phi^*]^{\alpha/(1+\alpha)}.$$

yields the result with $c_\phi = 2^{-3/\alpha-1} c_b C_m^{-1/\alpha}$ and $\kappa = 1 + \frac{1}{\alpha}$. \square

A.4.2 Local Rademacher complexities

In this section, we obtain useful bounds on the local Rademacher complexities for shallow and deep neural network classes. First, we consider the shallow learning class

$$\mathcal{F}_n^S = \{ \sigma(\theta + cd + 1) - \sigma(\theta + cd - 1) - 1 : \theta \in \Theta_n^S, |d| \leq n \},$$

where $\sigma(z) = \max\{z, 0\}$,

$$\Theta_n^S = \left\{ x \mapsto \sum_{j=1}^{p_n} b_j \sigma_0(a_j^\top x + a_{0,j}) + b_0, \quad a_j \in \mathbf{R}^d, \quad \sum_{j=0}^{p_n} |b_j| \leq \gamma_n \right\},$$

The following result bounds the local Rademacher complexity of the shallow learning class \mathcal{F}_n^S in terms of the number of neurons p_n in the inner neural network class Θ_n^S .

lemma A.4.10. *Suppose that (i) $\sigma_0 : \mathbf{R} \rightarrow [-b, b]$ is non-decreasing with Lipschitz constant $L_0 < \infty$; (ii) $p_n = C_1 n^{c_1}$ and $\gamma_n = C_2 n^{c_2}$ for some constants $c_j, C_j > 0, j = 1, 2$; (iii) $\|c\|_\infty \leq \bar{c}$ and $\gamma_n > 2/L_0$. Then for $a, A, K > 0$,*

$$\psi_n(\delta; \mathcal{F}_n^S) \leq K \left[\sqrt{\frac{p_n \delta (1 \vee \log(An^a/\delta^{1/2}))}{n}} \sqrt{\frac{p_n (1 \vee \log(An^a/\delta^{1/2}))}{n}} \right].$$

Proof. Put

$$\mathcal{F}_n(\delta) \triangleq \{ f - f_n^* : f \in \mathcal{F}_n^S, \|f - f_n^*\| \leq \sqrt{\delta} \}$$

and $\sigma_n^2 \triangleq \sup_{g \in \mathcal{F}_n(\delta)} P_n g^2$. By Dudley's entropy bound, see [Koltchinskii \(2011\)](#), Theorem 3.11, for some numerical constant C_0

$$\begin{aligned} \psi_n(\delta; \mathcal{F}_n^S) &= \mathbb{E} \left[\sup_{g \in \mathcal{F}_n(\delta)} |R_n g| \right] \\ &\leq \frac{C_0}{\sqrt{n}} \mathbb{E} \int_0^{2\sigma_n} \sqrt{\log N(\mathcal{F}_n(\delta), L_2(P_n), \varepsilon)} d\varepsilon \end{aligned} \tag{A.9}$$

and by the symmetrization and contraction inequalities, see [Koltchinskii \(2011\)](#), Theorems 2.1 and 2.3

$$\begin{aligned} \mathbb{E} \sigma_n^2 &\leq \mathbb{E} \left[\sup_{g \in \mathcal{F}_n(\delta)} |(P_n - P)g^2| \right] + \sup_{g \in \mathcal{F}_n(\delta)} P g^2 \\ &\leq 2\mathbb{E} \left[\sup_{g \in \mathcal{F}_n(\delta)} |R_n g^2| \right] + \delta \\ &\leq 16\psi_n(\delta; \mathcal{F}_n^S) + \delta \\ &\triangleq B, \end{aligned}$$

where the third line follows since $\|f\|_\infty \leq 1, \forall f \in \mathcal{F}_n^S$. Next, for a sequence $x = (x_1, \dots, x_n) \in \mathcal{X}^n$ and a class of functions from \mathcal{X} to \mathbf{R} , denoted \mathcal{F} , we consider the class $\mathcal{F}|_x \triangleq$

$\{(f(x_1), f(x_2), \dots, f(x_n)) : f \in \mathcal{F}\} \subset \mathbf{R}^n$. For $\varepsilon > 0$, let $N(\mathcal{F}|_x, \ell_\infty, \varepsilon)$ be the ε -covering number of $\mathcal{F}|_x$ with respect to the ℓ_∞ distance. The uniform covering number is defined as

$$N_\infty(\mathcal{F}_n(\delta), n, \varepsilon) \triangleq \max\{N(\mathcal{F}_n(\delta)|_x, \ell_\infty, \varepsilon) : x \in \mathcal{X}^n\}.$$

By [Anthony and Bartlett \(2009\)](#), Lemma 10.5, we can bound the $L_2(P_n)$ covering numbers as follows

$$\begin{aligned} N(\mathcal{F}_n(\delta), L_2(P_n), \varepsilon) &= N(\mathcal{F}_n(\delta)|_{X_1, \dots, X_n}, \ell_2, \varepsilon) \\ &\leq \max\{N(\mathcal{F}_n^S|_x, \ell_2, \varepsilon) : x \in \mathcal{X}^n\} \\ &\leq N_\infty(\mathcal{F}_n^S, n, \varepsilon) \end{aligned}$$

Note that for $f_1, f_2 \in \mathcal{F}_n^S$, we have $f_j(x) = \sigma(\theta_j(x) + c(x)d_j + 1) - \sigma(\theta_j(x) + c(x)d_j - 1) - 1$ for some $\theta_j \in \Theta_n^S$ and $|d_j| \leq n$ with $j = 1, 2$. Since $x \mapsto \sigma(x + 1) - \sigma(x - 1) - 1$ is Lipschitz continuous with Lipschitz constant 1

$$\max_{1 \leq i \leq n} |f_1(X_i) - f_2(X_i)| \leq \max_{1 \leq i \leq n} |\theta_1(X_i) - \theta_2(X_i)| + \|c\|_\infty |d_1 - d_2|$$

Since the ε -covering number of $[-n, n]$ is n/ε ,

$$\begin{aligned} N_\infty(\mathcal{F}_n^S, n, \varepsilon) &\leq \frac{2\bar{c}n}{\varepsilon} N_\infty(\Theta_n^S, n, \varepsilon/2) \\ &\leq \frac{2\bar{c}n}{\varepsilon} \left(\frac{8ebn[(d+1)p_n + 1](L_0\gamma_n)^2}{\varepsilon(L_0\gamma_n - 1)} \right)^{(d+1)p_n + 1} \\ &\leq \frac{2\bar{c}n}{\varepsilon} \left(\frac{16eb(d+2)L_0np_n\gamma_n}{\varepsilon} \right)^{(d+1)p_n + 1}, \end{aligned}$$

where the second inequality follows by [Anthony and Bartlett \(2009\)](#), Theorem 14.5 for all $\varepsilon \leq 4b \wedge 2\bar{c}/e$; the third since $(L_0\gamma_n)^2/(L_0\gamma_n - 1) \leq 2L_0\gamma_n$ under (iii). In conjunction with the inequality (A.9), this shows that

$$\begin{aligned} \psi_n(\delta; \mathcal{F}_n^S) &\leq \frac{C_0}{\sqrt{n}} \mathbb{E} \int_0^{2\sigma_n} \sqrt{\log(2\bar{c}n/\varepsilon) + [(d+1)p_n + 1] \log(16ebL_0(d+2)np_n\gamma_n/\varepsilon)} d\varepsilon \\ &\leq C_0 \sqrt{\frac{2(d+1)p_n}{n}} \mathbb{E} \int_0^{2\sigma_n} \sqrt{\log((2\bar{c}) \vee (16ebL_0(d+2)np_n\gamma_n)n/\varepsilon)} d\varepsilon. \end{aligned}$$

Note that for $A > 0$

$$\begin{aligned} \mathbb{E} \int_0^{2\sigma_n} \sqrt{\log(A/\varepsilon)} d\varepsilon &\leq \int_0^{2\sqrt{\mathbb{E}\sigma_n^2}} \sqrt{\log(A/\varepsilon)} d\varepsilon \\ &\leq A \int_0^{2\sqrt{B}/A} \sqrt{\log(1/u)} du \\ &\leq 4\sqrt{B} \left\{ 1 \vee \sqrt{\log(A/2\sqrt{\delta})} \right\}, \end{aligned}$$

where the first line follows by Jensen's inequality since $t \mapsto \int_0^t h(u) du$ is concave whenever h is non-decreasing; and the last since $\delta \leq B$.

Therefore,

$$\psi_n(\delta; \mathcal{F}_n^S) \leq C \sqrt{\frac{pn}{n} \{1 \vee \log(An^a/\delta^{1/2})\}} \left(4\sqrt{\psi_n(\delta; \mathcal{F}_n^S)} + \sqrt{\delta} \right),$$

with $C = 4C_0\sqrt{2(d+1)}$, $A = \bar{c} \vee (8ebL_0(d+2)C_1C_2)$, and $a = c_1 + c_2 + 1$. Solving this inequality for $\psi_n(\delta; \mathcal{F}_n^S)$ gives

$$\psi_n(\delta; \mathcal{F}_n^S) \leq 8C(4C \vee 1) \left[\sqrt{\frac{pn\delta\{1 \vee \log(An^a/\delta^{1/2})\}}{n}} \sqrt{\frac{pn\{1 \vee \log(An^a/\delta^{1/2})\}}{n}} \right].$$

□

Next, we consider the deep learning class

$$\mathcal{F}_n^{\text{DNN}} = \{ \sigma(\theta + cd + 1) - \sigma(\theta + cd - 1) - 1 : |d| \leq n, \theta \in \Theta_n^{\text{DNN}} \},$$

where

$$\Theta_n^{\text{DNN}} = \{ f(x) = A_L \sigma_{\mathbf{b}_L} \circ A_{L-1} \sigma_{\mathbf{b}_{L-1}} \circ \cdots \circ A_1 \sigma_{\mathbf{b}_1} \circ A_0 x, \|f\|_\infty \leq F \}$$

is a deep neural network class such that $\{A_l, \mathbf{b}_l : 1 \leq l \leq L\}$ and A_0 are unrestricted free parameters.

The following result bounds the local Rademacher complexity of the deep learning class $\mathcal{F}_n^{\text{DNN}}$ in terms of the pseudo-dimension of the class Θ_n^{DNN} . To define the pseudo-dimension, let Θ be arbitrary class of functions from \mathcal{X} to \mathbf{R} . The pseudo-dimension of Θ is the largest integer m for which there exists $(x_1, \dots, x_m, y_1, \dots, y_m) \in \mathcal{X}^m \times \mathbf{R}^m$ such that for every $(b_1, \dots, b_m) \in \{0, 1\}^m$, there exists $\theta \in \Theta$ such that

$$\theta(x_i) > y_i \iff b_i = 1, \quad \forall 1 \leq i \leq m.$$

lemma A.4.11. *Suppose that $\|c\|_\infty \leq \bar{c}$ and that Θ_n^{DNN} has pseudo-dimension $V \leq n$. Then for $A, K > 0$*

$$\psi_n(\delta; \mathcal{F}_n^{\text{DNN}}) \leq K \left[\sqrt{\frac{V\delta(1 \vee \log(An/\delta^{1/2}))}{n}} \sqrt{\frac{V(1 \vee \log(An/\delta^{1/2}))}{n}} \right].$$

Proof. Most of proof follows from the same steps as in Lemma A.4.10. The bound on uniform covering number is now

$$\begin{aligned} N_\infty(\mathcal{F}_n^{\text{DNN}}, n, \varepsilon) &\leq \frac{2\bar{c}n}{\varepsilon} N_\infty(\Theta_n^{\text{DNN}}, n, \varepsilon/2) \\ &\leq \frac{2\bar{c}n}{\varepsilon} \left(\frac{8en}{\varepsilon V} \right)^V, \end{aligned}$$

where we bound the uniform covering numbers relying on [Anthony and Bartlett \(2009\)](#), Theorem 12.2. In conjunction with the inequality [\(A.9\)](#), this shows that

$$\begin{aligned}\psi_n(\delta; \mathcal{F}_n^{\text{DNN}}) &\leq \frac{C_0}{\sqrt{n}} \mathbb{E} \int_0^{2\sigma_n} \sqrt{\log(2\bar{c}n/\varepsilon) + V \log(16eFn/\varepsilon V)} d\varepsilon \\ &\leq C_0 \sqrt{\frac{2V}{n}} \mathbb{E} \int_0^{2\sigma_n} \sqrt{\log(2(\bar{c} \vee (8eF))n/\varepsilon)} d\varepsilon \\ &\leq C \sqrt{\frac{V}{n}} \{1 \vee \log(An^a/\delta^{1/2})\} \left(4\sqrt{\psi_n(\delta; \mathcal{F}_n^{\text{DNN}})} + \sqrt{\delta}\right),\end{aligned}$$

□

lemma A.4.12. *Suppose that*

$$\psi_n(\delta; \mathcal{F}_n) \leq K \left[\sqrt{\frac{V_n \delta (1 \vee \log(An^a/\delta^{1/2}))}{n}} \vee \frac{V_n (1 \vee \log(An^a/\delta^{1/2}))}{n} \right]$$

for some $V_n = o(n)$, $n \geq 1$, and $a, \delta, A > 0$. Then there exists $C > 0$ such that

$$\psi_{n,\kappa}^\#(\epsilon) \leq C \left(\frac{V_n \log(n/V_n)}{n} \right)^{\frac{\kappa}{2\kappa-1}}.$$

Proof. Under maintained assumption

$$\psi_n^b(\sigma) = \sup_{\delta \geq \sigma} \frac{\psi_n(\delta; \mathcal{F}_n)}{\delta} \leq K \left[\sqrt{\frac{V_n (1 \vee \log(An^a/\sigma^{1/2}))}{\sigma n}} \vee \frac{V_n (1 \vee \log(An^a/\sigma^{1/2}))}{\sigma n} \right]$$

and whence

$$\begin{aligned}\psi_{n,\kappa}^\#(\epsilon) &= \inf \left\{ \sigma > 0 : \sigma^{1/\kappa-1} \psi_n^b(\sigma^{1/\kappa}) \leq \epsilon \right\} \\ &\leq \inf \left\{ \sigma > 0 : \sqrt{\frac{V_n}{\sigma^{2-1/\kappa} n}} \vee \sqrt{\frac{V_n \log(An^a/\sigma^{1/2\kappa})}{\sigma^{2-1/\kappa} n}} \vee \frac{V_n}{\sigma n} \vee \frac{V_n \log(An^a/\sigma^{1/2\kappa})}{\sigma n} \leq \epsilon/K \right\}.\end{aligned}$$

Since the four functions inside the infimum are decreasing in σ , we have $\psi_{n,\kappa}^\#(\epsilon) \leq \sigma_1 \vee \sigma_2 \vee \sigma_3 \vee \sigma_4$ with σ_1 and σ_2 solving

$$\frac{V_n \log(An^a \sigma_1^{-1/2\kappa})}{n \sigma_1^{2-1/\kappa}} = \epsilon^2/K^2 \quad \text{and} \quad \frac{V_n \log(An^a \sigma_2^{-1/2\kappa})}{n \sigma_2} = \epsilon/K.$$

and σ_3 and σ_4 solving

$$\sqrt{\frac{V_n}{\sigma_3^{2-1/\kappa} n}} = \epsilon/K \quad \text{and} \quad \frac{V_n}{\sigma_4 n} = \epsilon/K.$$

To bound σ_1 and σ_2 , note that

$$\frac{v \log(c/x)}{x^a} = b \iff x = \left(\frac{v}{ab} W_0 \left(\frac{abc^a}{v} \right) \right)^{1/a},$$

where W_0 is the Lambert W -function. Since $W_0(z) \leq \log z, \forall z \geq e$ and $W_0(z) \leq 1$ for all $z \in (0, e]$, this yields

$$x \leq \left(\frac{v}{ab}\right)^{1/a} \vee \left(\frac{v}{ab} \log\left(\frac{abc^a}{v}\right)\right)^{1/a}$$

Therefore,

$$\begin{aligned} \psi_{n,\kappa}^\#(\epsilon) &\leq \left(\frac{K^2 V_n}{\epsilon^2 n}\right)^{\frac{\kappa}{2\kappa-1}} \vee \left(\frac{K^2 V_n}{2\epsilon^2 n} \log\left(\frac{2(2\kappa-1)\epsilon^2 n (An^a)^{2(2\kappa-1)}}{K^2 V_n}\right)\right)^{\frac{\kappa}{2\kappa-1}} \vee \\ &\vee \frac{K V_n}{n\epsilon} \vee \frac{K V_n \log(2\kappa\epsilon n (An^a)^{2\kappa}/K V_n)}{2\kappa n\epsilon}. \end{aligned}$$

and whence since $V_n/n = o(1)$ and $\kappa \geq 1$

$$\psi_{n,\kappa}^\#(\epsilon) \lesssim \left(\frac{V_n \log(n/V_n)}{n}\right)^{\frac{\kappa}{2\kappa-1}}.$$

□

SUPPLEMENTARY MATERIAL

SM.1 Monte Carlo simulations

Anticipating the empirical application to the economic prediction of recidivism, we report on a simulation study pertaining to pretrial detention decisions. As explained in the next section, we present a design pertaining to judges who needs to decide whether to release an offender, facing the possibility that the defendant might commit other crimes versus keeping in jail a defendant who would obey the law and the terms of the release. There are two groups, $G = 0$ and 1, with one group assumed to be a protected segment of the population. We set $Y = -1$ if the person does not commit a crime upon pretrial release, and $Y = 1$ otherwise. This is a much studied topic and we approach it from a social planner point of view using a simplified stylized example for the purpose of a Monte Carlo simulation study with a loss function from Example 2.2:

	G = 0		G = 1	
	$f(0, z) = 1$	$f(0, z) = -1$	$f(1, z) = 1$	$f(1, z) = -1$
Y = 1	0	ψ_0	0	ψ_1
Y = -1	φ_0	0	φ_1	0

where z is a vector of observable characteristics and $\psi_g, \varphi_g > 0$ for $g \in \{0, 1\}$. From the above, we do not suffer any losses (or gains) when a defendant being released becomes a productive member of society or when a defendant who would commit another crime is kept in jail. This is of course a simplification for the purpose of keeping the simulation design simple.

Keeping someone in jail not intending to commit another crime comes with costs φ_g depending on the group membership $g \in \{0, 1\}$. If $\varphi_1 > \varphi_0$, then the cost of keeping an individual in jail not indenting to commit another crime is higher if that individual is in the group $g = 1$. Similarly, releasing a recidivist comes with costs $\psi_g, g \in \{0, 1\}$, so that if $\psi_1 \neq \psi_0$, the costs of releasing a recidivist is different for the protected group and everyone else.²⁸

According to equation (2), the threshold between the two binary decisions is:

$$c(g, z) = \frac{\varphi_g}{\varphi_g + \psi_g}, \quad g \in \{0, 1\}$$

²⁸It is worth mentioning that in the credit risk applications, the bank might care more about the false negative mistakes (failing to predict defaults), while the social planner might be more concerned with the false positive mistakes (failing to predict that the loan will be repaid) and equal credit opportunities regardless of the group membership. Since our general framework can be applied to different economic binary prediction problems, in this simulation study, we will look at how both mistakes change with φ_g and ψ_g for $g \in \{0, 1\}$.

and according to Proposition 3.1 the optimal decision rule is $f^*(g, z) = \text{sign}(\eta(g, z) - c(g, z))$ with $\eta(g, z) = \Pr(Y = 1|G = g, Z = z)$. Note also that $a(g, z) = \psi_g - \varphi_g$ and $b(g, z) = -(\psi_g + \varphi_g)$. The design of the data generating process is

$$Y = 2\mathbb{1}_{2G + Z^\top \gamma + \tau \left(\frac{1}{d} \sum_{j=1}^d Z_j^2 + 2Z_1 \sum_{j=2}^d Z_j \right) \geq \sigma \varepsilon} - 1,$$

where $\varepsilon \sim N(0, 1)$, $G \sim \text{Bernoulli}(\rho)$, and $Z_1, \dots, Z_d \sim_{i.i.d.} N(0, 1)$. Therefore, the protected segment is a fraction ρ of the population (determined by the Bernoulli distribution parameter) and the conditional probability is

$$\begin{aligned} \eta(g, z) &= \Pr(Y = 1|G = g, Z = z) \\ &= \Phi_\sigma \left(2G + Z^\top \gamma + \tau \left(\frac{1}{d} \sum_{j=1}^d Z_j^2 + 2Z_1 \sum_{j=2}^d Z_j \right) \right), \end{aligned} \quad (\text{SM.1})$$

where Φ_σ is the CDF of $N(0, \sigma^2)$. Note that the DGP may feature a very simple example of nonlinearities with quadratic terms and interactions with Z_1 and that setting $\tau = 0$, we obtain the linear model. Lastly, we also set $\gamma = (1, 0.9, 0.8, 0, 0, \dots, 0)^\top$ and the dimension d of covariates Z is set to 15.

Let $(Y_i, G_i, Z_i)_{i=1}^n$ be i.i.d. draws of (Y, G, Z) . To evaluate the performance of our approach, we split the sample into the training or estimation sample $(Y_i, G_i, Z_i)_{i=1}^{n_e}$ and the test sample $(Y_i, G_i, Z_i)_{i=n_e+1}^n$. For parametric predictions, we estimate the decision rule solving the weighted logistic regression over the class of linear functions $\{(g, z) \mapsto \theta_0 + \theta_1 g + z^\top \gamma : \theta_0, \theta_1 \in \mathbf{R}, \gamma \in \mathbf{R}^{d-1}\}$. Note that according to our theory if $\tau = 0$, then the weighted linear logistic regression provides valid binary predictions even if the choice probabilities are not Logistic, cf. equation (SM.1). However, since in practice we typically do not know the parametric class that can capture all the relevant nonlinearities (i.e., that $\tau \neq 0$), we would often estimate the linear prediction rule

$$\min_{(\theta_0, \theta_1, \gamma) \in \mathbf{R}^{d+2}} \frac{1}{n_e} \sum_{i=1}^{n_e} (Y_i (\psi_{G_i} - \varphi_{G_i}) + (\psi_{G_i} + \varphi_{G_i})) \log \left(1 + e^{-Y_i (\theta_0 + \theta_1 G_i + Z_i^\top \gamma)} \right).$$

Then the estimated prediction rule is $(g, z) \mapsto \text{sign}(\hat{\theta}_0 + \hat{\theta}_1 g + z^\top \hat{\gamma})$, where $(\hat{\theta}_0, \hat{\theta}_1, \hat{\gamma})$ are estimated above, and the binary predictions evaluated on the test sample are

$$\text{sign}(\hat{\theta}_0 + \hat{\theta}_1 G_i + Z_i^\top \hat{\gamma}), \quad i = n_e + 1, \dots, n.$$

To obtain binary predictions with neural networks, we solve

$$\min_{f \in \mathcal{F}_n^{\text{NN}}} \frac{1}{n_e} \sum_{i=1}^{n_e} (Y_i (\psi_{G_i} - \varphi_{G_i}) + (\psi_{G_i} + \varphi_{G_i})) (1 - Y_i f(G_i, Z_i))_+,$$

where $\mathcal{F}_n^{\text{NN}}$ is a relevant neural network class. Then the estimated prediction rule is $(g, z) \mapsto \text{sign}(\hat{f}(g, z))$, and the binary predictions evaluated on the test data are

$$\text{sign}(\hat{f}(G_i, Z_i)), \quad i = n_e + 1, \dots, n.$$

We set $n = 100$ and $1,000$ with 30% set aside as test sample in the simulations - corresponding to a relatively small sample compared to what is often found in applications. Hence, the design emphasizes how good our asymptotic results are in small samples.

To benchmark our asymmetric binary choice approach, we focus first on the unweighted approach with the logistic regression, gradient boosted trees, shallow and deep learning, and support vector machines. For each method, we compute the group-specific false positive (FP) and false negative (FN) mistakes estimating

$$\begin{aligned} \text{FP}_g &= \Pr(\text{sign}(\hat{f}(X)) = 1, Y = -1 | G = g) \\ \text{FN}_g &= \Pr(\text{sign}(\hat{f}(X)) = -1, Y = 1 | G = g) \end{aligned}$$

for $g \in \{0, 1\}$ on the test sample. We also compute the total misclassification error estimating

$$\text{Error} = \Pr(\text{sign}(\hat{f}(X)) \neq Y)$$

on the test sample. We use TensorFlow, scikit-learn, and XGBoost packages in Python to compute machine learning methods. We consider the simple linear Logit, Logit with cubic polynomial and LASSO penalty, XGBoost, support vector machines, as well as shallow and deep learning. We use the 10-fold cross-validation to select the LASSO tuning parameter. The gradient boosted trees are computed with the number of trees selected using 10-fold cross-validated. All other parameters are kept to their default values in the XGBoost package. The regularization parameter of the support vector machines is computed using the 10-fold cross-validation. We also use the radial basis function and the default value of the scaling parameter in the scikit-learn package. The neural networks have width of 15 neurons and all other parameters are set at their default values (batch size, number of epoch, etc). It is worth stressing that we use the architectures described in Figures 2 and A.1 with two outer ReLU units and that we do not use additional regularization (ℓ_1/ℓ_2 or dropout). For the shallow learning, we use the sigmoid activation function. The deep ReLU neural network has 5 hidden layers.

Results appear in Table SM.1. We find that in terms of the total misclassification error, the ML methods outperform the logistic regression for the nonlinear DGP. Interestingly, the neural networks outperform the logistic regression when we only have $n = 100$ observations. In this case, we observe almost 4-fold reduction in the total misclassification error for the nonlinear DGP and, strikingly, the neural networks outperform the Logistic regression even for the linear DGP. The deep learning and the shallow learning perform similarly in general, except for the case of the linear DGP with $\rho = 0.5$.²⁹ Importantly, we observe the disproportionate number of false positive and false negative mistakes across two groups in many cases.

Next, we investigate whether group-specific misclassification rates can be equalized across two groups with weighted ML methods. For simplicity, we focus on the the setting with $\tau = 0$, $\rho = 0.2$, and $n = 1,000$, as in this case we observe a disproportionate number of FP and FN across the two groups. Figure SM.1 shows that the asymmetric weighted logistic regression can equalize the FP probabilities across the two groups for

²⁹In our experience, the deep ReLU network is computationally more stable with less variability across MC experiments as opposed to the shallow a single layer sigmoid network.

$\varphi_0 \approx 1.65$ and FN probabilities across the two groups for $\psi_0 \approx 3$. Note that equalizing the FP probabilities comes with the increase in FN probabilities in the group $G = 0$ and equalizing the FN probabilities comes with the increase in the FP probabilities in the group $G = 0$. Therefore, the decision maker or the social planner has to think carefully about all these trade-offs when calibrating the asymmetric loss function.³⁰ The results for the gradient boosting are similar, except for the fact that larger weight factors are required to equalize FP/FN probabilities across groups.

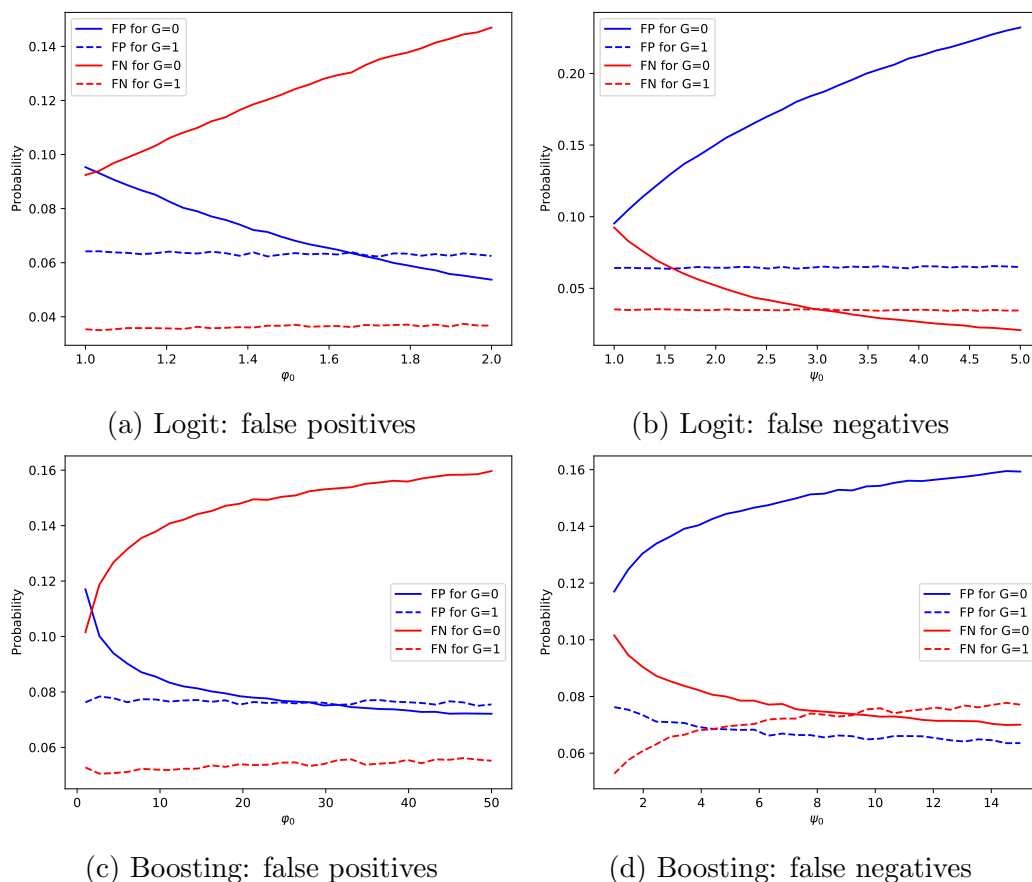


Figure SM.1: Asymmetric binary choice. The figure shows that introducing asymmetries in the loss function can equalize the False Positive and the False Negative mistakes across groups. Setting: $\rho = 0.2$, $\tau = 0$, $n = 1,000$. Results based on 5,000 Monte Carlo experiments.

Lastly, we compare the performance of the standard logistic regression approach, which ignores the asymmetric loss function, with the asymmetric logistic regression in terms of the average loss of a social planner. The social planner loss for the former will be denoted by ℓ_{logit} while our new estimator yields $\ell_{w-logit}$.

³⁰Note that we estimate the FP and FN probabilities splitting the sample into two parts, also known as the validation set approach. In practice, the K-fold cross-validation may provide better estimates of these probabilities.

Simulation results are reported in Table SM.2. We report several measures to appraise the findings. First, we report $P(\ell_{logit} > \ell_{w-logit})$ which is the percent that the standard logistic regressions generate larger social planner costs compared to our weighted regression. Hence, this measure reports how often our estimator outperforms the standard procedure, where the probabilities are computed from the Monte Carlo simulated samples. Next, we report summary statistics for the ratio $\ell_{logit}/\ell_{w-logit}$. When the ratio is above 1.00 then the weighted logistic approach is better. We report the minimum, maximum, mean, and three quartiles of the simulation distribution. All simulations involve 5000 replications.

We start from a baseline case for the parameter setting, namely: $\psi_0 = 3$, $\psi_1 = 1$, $\varphi_0 = 1.7$ and finally $\varphi_1 = 1$. For the baseline case and $n = 1,000$, $P(\ell_{logit} > \ell_{w-logit})$ is 0.73, meaning that in a large majority of cases our procedure is superior (lower social costs) to the standard logistic regression. According to the summary statistics for the ratio $\ell_{logit}/\ell_{w-logit}$ the mean and median is roughly 1.07/1.06, meaning a 6-7 % reduction in costs, with a max of 1.61 (60% reduction) and a min of 0.74. We also examine various deviations from the baseline case. For the larger sample size $n = 5,000$ the gains are similar, although with larger values for $P(\ell_{logit} > \ell_{w-logit})$, which is now 0.94, meaning that the probability that the symmetric logistic regression leads to larger losses increases as we get more data. Note that the min and max of the distribution move in opposite direction, with the latter now 1.29.

Next we report two columns in Table SM.2 where we change the fraction of protected population from 0.2 to respectively 0.5. These changes do not seem to have a significant impact on any of the results. In contrast, however, if we change the cost structure we see, as might be expected, more variation. More precisely, introducing more asymmetries in the loss function implies better performance of the asymmetric logistic regression.

Lastly, we compare the performance of the weighted ERM decisions to the plug-in rules. Note that in the special case of the symmetric binary classification with the logistic convexification, the plug-in decisions are actually equivalent to the ERM decision since

$$\eta(x) = \frac{1}{1 + e^{-f(x)}} > 0.5 \iff f(x) > 0.$$

However, this equivalence does not hold in our asymmetric setting. In addition, some of the popular and successful machine learning techniques, e.g., the support vector machines and neural networks with Hinge convexification, are ERM-based and do not estimate η . For simplicity, we focus on the parametric case and compare the asymmetric Logit to the asymmetric plug-in rules based on the symmetric Logit. These results are presented in Table SM.3. As can be seen, the plug-in rules tend to have higher total costs, which is more pronounced in small samples.

SM.2 Pretrial detention costs and benefits

In this section we provide a summary of the cost benefit analysis reported by Baughman (2017) to build a preference-based approach for the empirical application appearing in Section 5. In Table SM.5 we provide the key elements of the aforementioned study, which

Table SM.1: Monte Carlo Simulation Results: ML Prediction

The Monte Carlo simulation design is presented in Section SM.1, which represents a stylized social planner facing disproportionate number of false positive and false negative mistakes across two groups with the standard ML classification approach. The population consists of two groups, $G = 0$ and 1. Constituents of group $G = 1$ are a fraction ρ . Moreover, the dimension d of covariates Z is set to 15 and the scale parameter is $\sigma = 1$. FP and FN are false positive and false negative mistakes computed as a share in the corresponding group, Total = misclassification rate. Logit = logistic regression, GB = Gradient Boosted trees, SL = shallow learning, DL = deep learning, SVM = support vector machines. All results are based on 5,000 MC experiments.

	G	Nonlinear DGP: $\tau = 1$						Linear DGP: $\tau = 0$					
		$\rho = 0.2$			$\rho = 0.5$			$\rho = 0.2$			$\rho = 0.5$		
		FP	FN	Error	FP	FN	Error	FP	FN	Error	FP	FN	Error
Sample size $n = 1,000$													
Logit	0	0.28	0.12	0.37	0.28	0.12	0.33	0.10	0.09	0.17	0.10	0.09	0.14
	1	0.25	0.02		0.25	0.01		0.06	0.04		0.07	0.03	
LASSO	0	0.11	0.06	0.16	0.11	0.06	0.14	0.11	0.09	0.19	0.12	0.09	0.16
	1	0.06	0.06		0.08	0.03		0.04	0.11		0.07	0.04	
GB	0	0.15	0.09	0.22	0.17	0.08	0.21	0.12	0.10	0.2	0.12	0.10	0.17
	1	0.12	0.06		0.12	0.05		0.08	0.05		0.08	0.04	
SVM	0	0.13	0.08	0.2	0.14	0.08	0.18	0.14	0.08	0.2	0.16	0.07	0.17
	1	0.10	0.05		0.10	0.04		0.04	0.11		0.07	0.05	
SL	0	0.07	0.03	0.09	0.04	0.06	0.08	0.10	0.08	0.17	0.10	0.08	0.14
	1	0.04	0.02		0.03	0.03		0.07	0.03		0.07	0.03	
DL	0	0.06	0.05	0.10	0.06	0.04	0.08	0.10	0.09	0.18	0.28	0.05	0.23
	1	0.04	0.03		0.04	0.03		0.06	0.05		0.10	0.02	
Sample size $n = 100$													
Logit	0	0.25	0.20	0.43	0.25	0.19	0.39	0.14	0.10	0.23	0.17	0.09	0.20
	1	0.19	0.16		0.20	0.13		0.04	0.14		0.06	0.08	
LASSO	0	0.23	0.21	0.44	0.26	0.18	0.40	0.17	0.13	0.30	0.22	0.11	0.28
	1	0.14	0.26		0.16	0.20		0.02	0.32		0.06	0.16	
GB	0	0.25	0.17	0.41	0.27	0.15	0.37	0.18	0.11	0.29	0.21	0.11	0.24
	1	0.16	0.20		0.18	0.14		0.05	0.22		0.09	0.07	
SVM	0	0.30	0.10	0.38	0.33	0.07	0.33	0.21	0.09	0.29	0.29	0.06	0.25
	1	0.19	0.10		0.21	0.06		0.05	0.18		0.08	0.08	
SL	0	0.08	0.03	0.10	0.04	0.07	0.09	0.10	0.09	0.17	0.11	0.08	0.14
	1	0.05	0.02		0.03	0.04		0.06	0.03		0.07	0.03	
DL	0	0.08	0.04	0.11	0.09	0.03	0.10	0.15	0.06	0.19	0.09	0.11	0.15
	1	0.06	0.02		0.06	0.02		0.08	0.02		0.06	0.04	

Table SM.2: Monte Carlo Simulation Results: symmetric vs. asymmetric Logit

The Monte Carlo simulation design is presented in Section SM.1, which represents a stylized social planner with a loss function from Example 2.2 featuring asymmetries for false positives and false negatives. The population consists of two groups, $G = 0$ and 1, with the former assumed to be a protected segment of the population. Constituents of group $G = 1$ are a fraction ρ . The baseline case has the loss function with the following setting: $\psi_1 = \varphi_1 = 1$, $\varphi_0 = 1.7$, and $\psi_0 = 3$. We also set $\rho = 0.2$, $\sigma = 0.3$, and $\tau = 0$. We compare the performance of a standard logistic regression approach, which ignores the asymmetric loss function, with our convexified weighted logistic model appearing in equation (SM.1). The social planner loss for the former will be denoted by ℓ_{logit} while our new estimator yields $\ell_{w-logit}$. We report $P(\ell_{logit} > \ell_{w-logit})$ which is the percent that standard logistic regressions generate larger social planner costs compared to our weighted regression. Hence, this measure reports how often our estimator outperforms the standard procedure, where the probabilities are computed from the Monte Carlo simulated samples. Next, we report summary statistics for the ratio $\ell_{logit}/\ell_{w-logit}$. When the ratio is above 1.00 then the weighted logistic approach is better. We report the minimum, maximum, mean, and three quartiles of the simulation distribution. Columns with $\varphi_0, \varphi_1, \psi_0$, or ψ_1 as headers represent deviations from the baseline case.

	Baseline case	ρ	τ	φ_0	φ_1	φ_1	ψ_0	ψ_1	ψ_1
		0.5	1	2	2	3	4	2	3
Sample size $n = 1,000$									
$P(\ell_{logit} > \ell_{w-logit})$	0.57	0.46	0.93	0.5	0.69	0.76	0.67	0.68	0.75
Summary statistics for $\ell_{plugin}/\ell_{w-logit}$									
Mean	1.05	1.02	1.15	1.02	1.09	1.14	1.11	1.09	1.14
Min	0.58	0.33	0.85	0.56	0.48	0.43	0.50	0.41	0.53
1st Quantile	0.94	0.91	1.07	0.94	0.97	1.00	0.96	0.97	1.00
Median	1.03	1.00	1.14	1.00	1.07	1.12	1.08	1.07	1.12
3rd Quantile	1.14	1.10	1.21	1.09	1.19	1.25	1.23	1.19	1.25
Max	2.11	2.21	1.63	1.93	2.22	2.69	2.66	2.33	2.69
Sample size $n = 5,000$									
$P(\ell_{logit} > \ell_{w-logit})$	0.76	0.67	0.99	0.62	0.80	0.86	0.91	0.81	0.85
Summary statistics for $\ell_{logit}/\ell_{w-logit}$									
Mean	1.06	1.04	1.10	1.02	1.07	1.09	1.14	1.07	1.09
Min	0.81	0.79	0.95	0.83	0.79	0.81	0.81	0.81	0.85
1st Quantile	1.00	0.98	1.06	0.98	1.01	1.03	1.06	1.02	1.03
Median	1.05	1.04	1.10	1.02	1.07	1.09	1.13	1.07	1.09
3rd Quantile	1.11	1.09	1.13	1.06	1.12	1.15	1.21	1.12	1.15
Max	1.36	1.41	1.29	1.30	1.43	1.48	1.61	1.48	1.46

Table SM.3: Monte Carlo Simulation Results: plug-in vs. asymmetric Logit

The Monte Carlo simulation design is presented in Section SM.1, which represents a stylized social planner with a loss function from Example 2.2 featuring asymmetries for false positives and false negatives. The population consists of two groups, $G = 0$ and 1, with the former assumed to be a protected segment of the population. Constituents of group $G = 1$ are a fraction ρ . The baseline case has the loss function with the following setting: $\psi_1 = \varphi_1 = 1$, $\varphi_0 = 1.7$, and $\psi_0 = 3$. We also set $\rho = 0.2$, $\sigma = 0.3$, and $\tau = 0$. We compare the performance of a standard logistic regression approach, which ignores the asymmetric loss function, with our convexified weighted logistic model appearing in equation (SM.1). The social planner loss for the former will be denoted by ℓ_{plugin} while our new estimator yields $\ell_{w-logit}$. We report $P(\ell_{plugin} > \ell_{w-logit})$ which is the percent that standard logistic regressions generate larger social planner costs compared to our weighted regression. Hence, this measure reports how often our estimator outperforms the standard procedure, where the probabilities are computed from the Monte Carlo simulated samples. Next, we report summary statistics for the ratio $\ell_{plugin}/\ell_{w-logit}$. When the ratio is above 1.00 then the weighted logistic approach is better. We report the minimum, maximum, mean, and three quartiles of the simulation distribution. Columns with $\varphi_0, \varphi_1, \psi_0$, or ψ_1 as headers represent deviations from the baseline case.

	Baseline case	ρ	τ	φ_0	φ_1	φ_1	ψ_0	ψ_1	ψ_1
		0.5	1	2	2	3	4	2	3
Sample size $n = 1,000$									
$P(\ell_{plugin} > \ell_{w-logit})$	0.67	0.67	0.48	0.59	0.66	0.64	0.69	0.65	0.66
Summary statistics for $\ell_{plugin}/\ell_{w-logit}$									
Mean	1.08	1.10	1.00	1.05	1.07	1.06	1.11	1.07	1.07
Min	0.48	0.42	0.88	0.48	0.57	0.58	0.49	0.50	0.47
1st Quantile	0.96	0.96	0.99	0.95	0.96	0.95	0.97	0.96	0.96
Median	1.07	1.08	1.00	1.04	1.06	1.05	1.09	1.06	1.06
3rd Quantile	1.18	1.22	1.02	1.14	1.16	1.16	1.23	1.16	1.17
Max	1.98	2.84	1.09	1.93	2.17	2.05	2.34	2.11	1.98
Sample size $n = 5,000$									
$P(\ell_{plugin} > \ell_{w-logit})$	0.55	0.56	0.66	0.52	0.54	0.53	0.57	0.53	0.54
Summary statistics for $\ell_{plugin}/\ell_{w-logit}$									
Mean	1.01	1.01	1.00	1.00	1.00	1.00	1.01	1.00	1.01
Min	0.81	0.81	0.97	0.87	0.83	0.82	0.81	0.83	0.85
1st Quantile	0.97	0.97	1.00	0.98	0.97	0.98	0.97	0.97	0.98
Median	1.01	1.01	1.00	1.01	1.01	1.00	1.01	1.00	1.01
3rd Quantile	1.04	1.05	1.01	1.03	1.04	1.03	1.05	1.03	1.03
Max	1.18	1.24	1.03	1.23	1.18	1.19	1.32	1.22	1.20

Table SM.4: Economic costs and benefits - Summary entries for EBD and ECD functions

$crimetype$	$C_{crimetype}$	$EBD_{crimetype}$
Murder	10,754	11,732
Rape/Sexual Assault	266	353
Aggravated Assault	126	127
Robbery	48	230
Arson/Other	23	292
Motor Vehicle Theft	11	53
Household Burglary	7	64
Forgery/Counterfeiting	5	46
Fraud	5	49
Larceny/Theft	3	43

will serve as inputs to the $EBD(c_i)$, $ECD(d_i)$ and $C(x_i, c_i)$ appearing in equation (3). In particular, based on Table SM.5 we define:

$$EBD(c_i) = \sum_{crimetype} \mathbb{1}_{crimetype=c_i} EBD_{crimetype}$$

where $EBD_{crimetype}$ is obtained from averaging the entries to Panel B in Table SM.5 (and dividing by 1000) and adding the entries of Panel C. These entries are summarized in Table SM.4. The function is scaled by 0.05 to balance the costs.

The function $C(x_i, C_i)$ is computed as the median of future recidivism costs, which is 23. Finally, from Panel D in Table SM.5 we calculate $ECD(d_i)$, using both individual and public costs, again scaling by 1000. Namely (assuming $m_i = 30d_i$), which yields $0.347d_i$ namely:

$$\begin{aligned}
 ECD(d_i) &= \underbrace{\frac{1}{1000} \times \left[\frac{1036 + 590}{90} + \frac{1565}{30} \right]}_{\text{Individual Costs I}} d_i + \\
 &\quad \underbrace{\frac{1}{1000} \times \left[\frac{31028 + 1938 + 103670 * (.17) + 136191 * (.032)}{365} \right]}_{\text{Individual Costs II}} d_i + \\
 &\quad \underbrace{\frac{1}{1000} \times \left[\frac{31406 + 5142 + 1249 + 8293}{365} \right]}_{\text{Public Costs}} d_i \\
 &= 0.347d_i
 \end{aligned}$$

Table SM.5: Economic costs and benefits

This table uses inputs from [Baughman \(2017\)](#) Tables 1 through 3 to construct the costs and benefits used in our empirical applications.

Type of Offense	Panel A:	Panel B:	
	Total Per-Offense Cost for Different Crimes (\$)	Economic Benefits of Detention (\$)	
		Low Estimate	High Estimate
Murder	10,754,332	4,602,326	18,780,120
Rape/Sexual Assault	266,332	136,191	488,243
Aggravated Assault	126,585	14,715	158,250
Robbery	48,589	12,523	364,898
Arson/Other	23,839	75,453	426,571
Motor Vehicle Theft	11,936	5949	19,299
Household Burglary	7175	2192	44,875
Forgery/Counterfeiting	5821	5731	10,439
Fraud	5563	3950	5478
Larceny/Theft	3906	580	3839

Panel C: Benefit Categories

Avoidance of Felony for Which No Arrest Is Made	40,338
Avoidance of Failure to Appear	518

Panel D: Economic Costs of Detention

Individual Costs per individual

Loss of Freedom	$(\$1036/90)d_i$
Loss of Income	$(\$31,028/365)d_i$
Loss of Housing	$\$1565m_i$
Childcare Costs	$(\$1938/365)d_i$
Stolen or Lost Property	$(\$590/3)m_i$
Strain on Intimate Relationships	$(\$103,670(.17)/365)d_i$
Possibility of Violent or Sexual Assault	$(\$136,191(.032)/365)d_i$

Public Costs

Prison Operation Costs	$(\$31,406/365)d_i$
Loss of Federal Tax	$(5142/365)d_i$
Loss of State Tax	$(\$1249/365)d_i$
Welfare for Detainee's Family	$(\$8293/365)d_i$